

PRESS RELEASE

14th July, 2016

Analysis of Election Expenditure Statements of MLAs **Puducherry Assembly Elections, 2016**

According to Section 78 of the Representation of the People Act, 1951, every contesting candidate has to lodge a true copy of his election expenses within 30 days from the date of declaration of result of election, with the District Election Officer in all States and Union Territories. Puducherry Election Watch and Association for Democratic Reforms (ADR) have analyzed the election expenditure statements submitted after the Puducherry 2016 Assembly Elections for 30 MLAs. The expenditure limit for the candidates during the Puducherry Assembly elections was Rs. 20 lakhs. These election expense documents include *details of expenses on public meeting and processions, campaigning through electronic and print media, expense on campaign workers, expense on vehicles used and expense on campaign materials.*

Recommendations:

1. Each candidate is required to file his election expenditure statement within 30 days of the results of the elections, the deadline in case of the Puducherry Assembly Elections being the 18th of June, 2016. However, it was observed that the election expenditure statements of the candidates were not uploaded on the CEO website till significantly after the deadline. **It is therefore recommended that the Abstract Expenditure Statement (Annexure 15) of the candidates is uploaded on the website of the CEO within 72 hours of the receipt of the statement.**
2. The deadline for filing an election petition against any candidate is 45 days after the declaration of the results. Generally, candidates submit their election expenditure statements towards the end of the 30 days given for submission of the statements. This leaves 15 days for any common citizen to file an election petition against any candidate. The deadline for filing an election petition should be increased in order to give the citizens time to scrutinize the election expenditure statements of the candidates and gather the relevant documents/proof etc for the election petition.
3. As has been instated in the filing of affidavits during the elections, the candidates should not be allowed to keep any field blank on the Abstract Election Expenditure statement (Annexure 15) and Schedule 1 to 9. The statements must be filled in a legible format and overwriting of amounts in the statement should be discouraged.

Table of Contents

ANALYSIS OF ELECTION EXPENDITURE STATEMENTS OF MLAS PUDUCHERRY ASSEMBLY ELECTIONS, 2016	1
SUMMARY AND HIGHLIGHTS OF ELECTION EXPENSES OF MLAS FROM THE PUDUCHERRY ASSEMBLY 2016 ELECTIONS	3
SUMMARY AND HIGHLIGHTS OF FUNDS RAISED BY MLAS IN THE PUDUCHERRY ASSEMBLY 2016 ELECTIONS	10
SUMMARY AND HIGHLIGHTS OF ELECTION EXPENSES OF MINISTERS FROM THE PUDUCHERRY ASSEMBLY ELECTIONS, 2016	11
SUMMARY AND HIGHLIGHTS OF FUNDS RAISED BY MINISTERS IN THE PUDUCHERRY ASSEMBLY 2016 ELECTIONS	13
TOP 10 MLAS WITH HIGHEST DECLARED ELECTION EXPENSES IN 2016 PUDUCHERRY ASSEMBLY ELECTIONS...	14
10 LOWEST ELECTION EXPENSES DECLARED BY MLAS.....	15
PARTY-WISE AVERAGE EXPENSES DECLARED BY MLAS.....	16
AVERAGE SELF FUNDS USED FOR ELECTION CAMPAIGN (PARTY-WISE)	16
AVERAGE FUNDS RAISED FROM POLITICAL PARTIES (PARTY-WISE).....	17
AVERAGE FUNDS RAISED FROM OTHER SOURCES (PARTY-WISE)	17
PARTY-WISE AVERAGE EXPENSES ON PUBLIC MEETINGS, PROCESSIONS ETC WITH AND WITHOUT STAR CAMPAIGNERS	18
PARTY WISE AVERAGE ELECTION EXPENSE OF MLAS ON CAMPAIGN MATERIALS	18
PARTY WISE AVERAGE ELECTION EXPENSE OF MLAS ON ELECTRONIC MEDIA	19
PARTY WISE AVERAGE ELECTION EXPENSE OF MLAS ON CAMPAIGN VEHICLES	19
PARTY WISE AVERAGE ELECTION EXPENSE OF MLAS ON CAMPAIGN WORKERS	20
ELECTION EXPENSES DECLARED BY MLAS IN PUDUCHERRY ASSEMBLY ELECTIONS, 2016: FULL DETAILS	21
DISCLAIMER	26

Summary and Highlights of Election Expenses of MLAs from the Puducherry Assembly 2016 Elections

1. **Less than 50% of the Limit:** Candidates have constantly claimed that the election expenditure limit set is very low. However, based on the election expense declarations of 30 MLAs analysed from the 2016 Puducherry Assembly elections to the CEO, **27 MLAs (90%) have declared election expenses of less than 50% of the expense limit** in their constituency.
2. **Average Election Expenses:** Based on the election expense declarations of 30 MLAs from Puducherry Assembly to the CEO, the **average amount of money spent** by them in the elections is only about **Rs 5.12 lakhs, which is 26% of the expense limit**.
3. **Party-wise Average Election Expenses:** The party wise average election expenses shows that the average spending for **15 MLAs from INC** is Rs 5.48 lakhs (27% of the expense limit), for **8 MLAs from All India N. R. Congress** is Rs 4.38 lakhs (22% of the expense limit), for **4 MLAs from AIADMK** is Rs 3.52 Lakhs (18% of the expense limit), and for **2 MLAs from DMK** is Rs 7.25 Lakhs (36% of the expense limit).

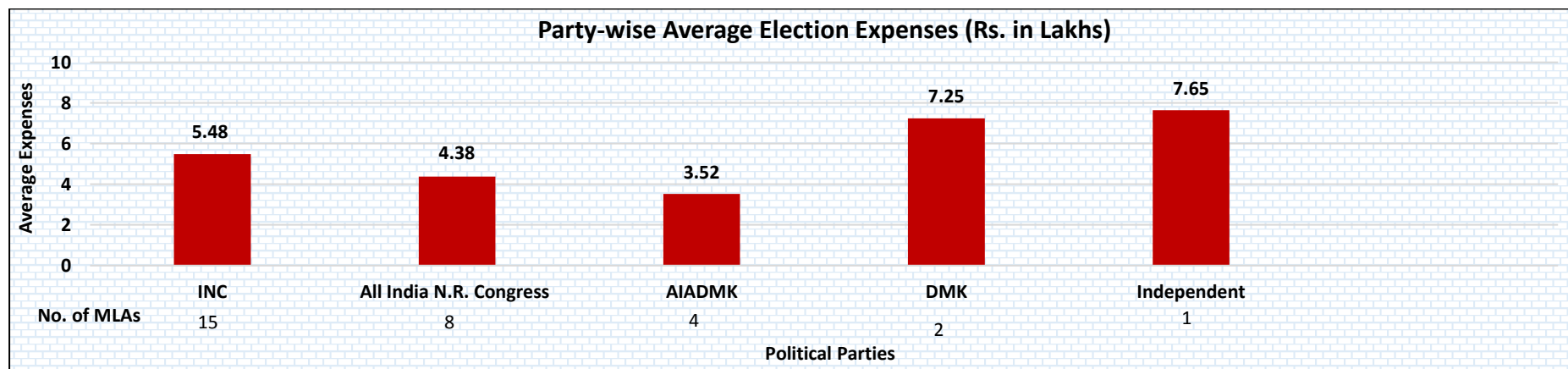


Figure 1: Party-wise Average Election Expenses (Rs. in lakhs)

4. **Top 3 MLAs with highest Election Expenses:** The maximum expense of about **Rs 10.36 lakhs** (52% of the expense limit) has been declared by **A. Geetha of DMK** from Neravy T.R. Pattinam constituency followed by **Kamalakannan R of INC** from Thirunallar constituency with an expense of **Rs 10.17 lakhs** (or 51% of the expense limit) and **P.R.N. Thirumurugan of All India N.R. Congress** from Karaikal North constituency with an expense of **Rs 10.13 lakhs** (or 51% of the expense limit).
5. **MLAs with lowest Election Expenses:** **A. Baskar of AIADMK** from Mudaliarpattinam constituency has declared election expenditure of **Rs. 1.95 lakhs** followed by **A. Anbalagan of AIADMK** from Oupalam Constituency with election expenses of **Rs. 2.14 lakhs** and **N.S.J. Jayabal Alias Ayyanar of All India N.R. Congress** from Kadirgamam Constituency with election expenses of **Rs. 2.17 lakhs**.
6. **Expense on Public Meeting, Rally, and Processions with Star Campaigners:** Out of the 30 MLAs analyzed, **12 (40%) MLAs** have declared that **they have not spent ANY amount on public meetings, processions etc with Star Campaigners**.
7. **Expense on Public Meetings, Rally, and Processions other than the ones with Star Campaigners:** Out of the all 30 MLAs analyzed, **11 (37%) MLAs** have declared that **they have not spent ANY amount on public meetings, processions etc other than the ones with star campaigners**.
8. **Expense on Campaigning through electronic/print media:** **17 (57%) MLAs** have declared that they have **not spent ANY amount on campaigning through electronic/print media**.

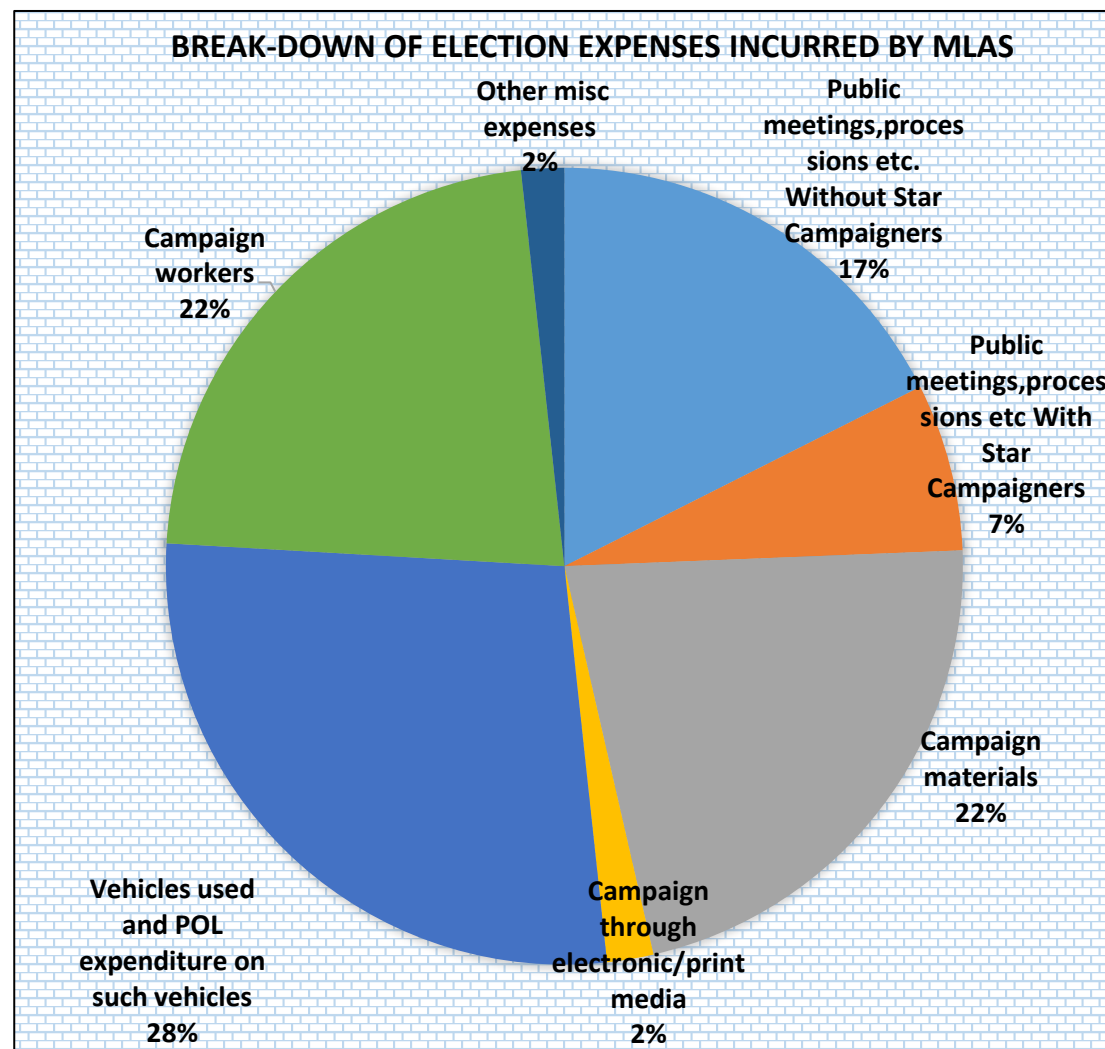


Figure 2: Break-down of Election Expenses Incurred by MLAs

9. **Expense on Campaign Workers:** 2 (7%) MLAs have declared that they have not spent ANY amount on campaign workers.

10. **Party-wise average expenses on Public Meetings, Processions with Star Campaigner:**

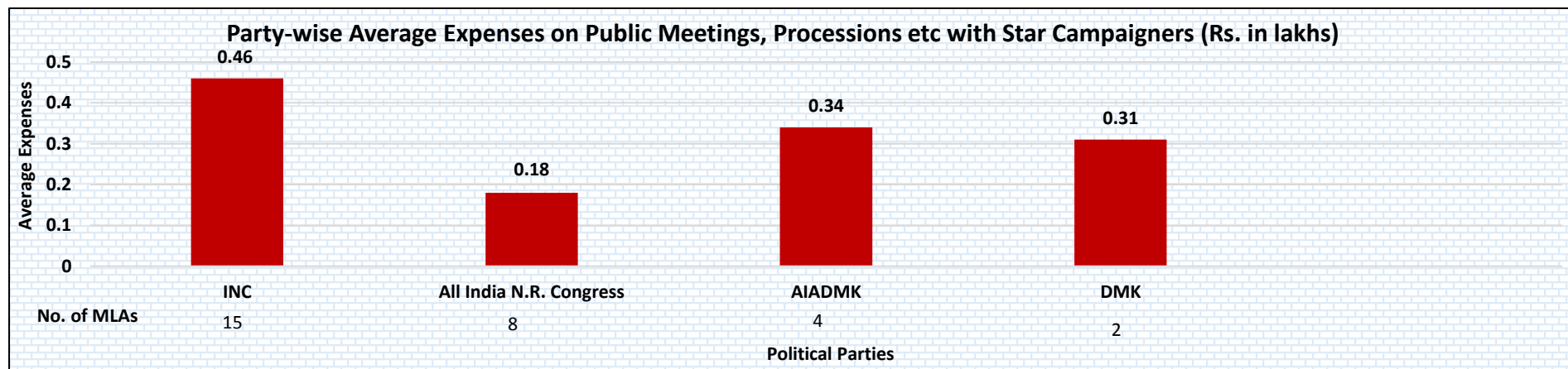


Figure 3: Party-wise Average Expenses on Public Meetings, Processions etc with Star Campaigners (Rs. in lakhs)

11. Party-wise average expenses on Public Meetings, Processions without Star Campaigner:

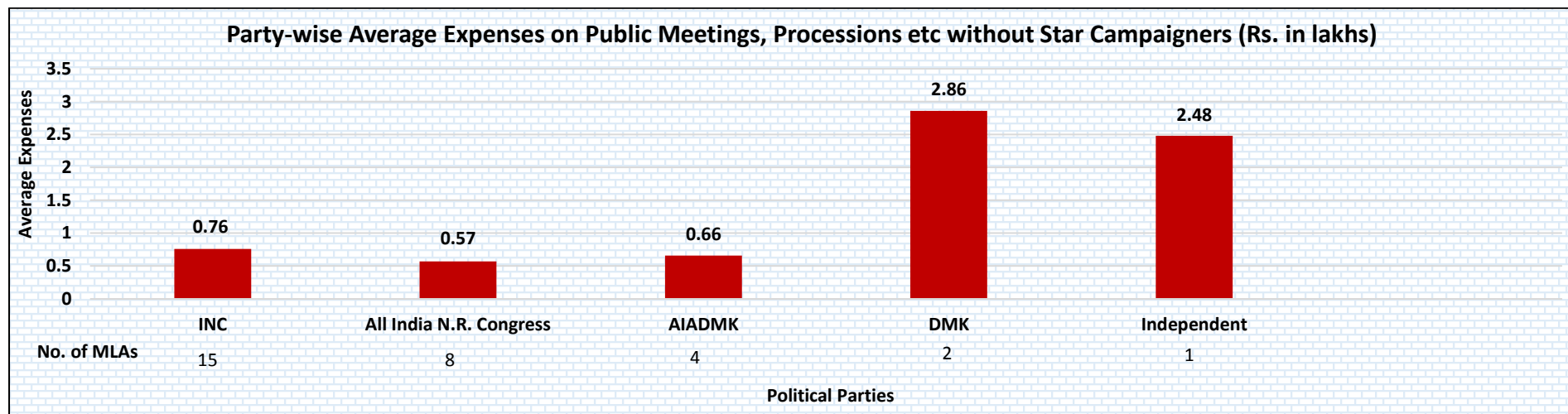


Figure 4: Party-wise Average Expenses on Public Meetings, Processions etc without Star Campaigners (Rs. in lakhs)

12. Party-wise average expenses on Campaign Materials:

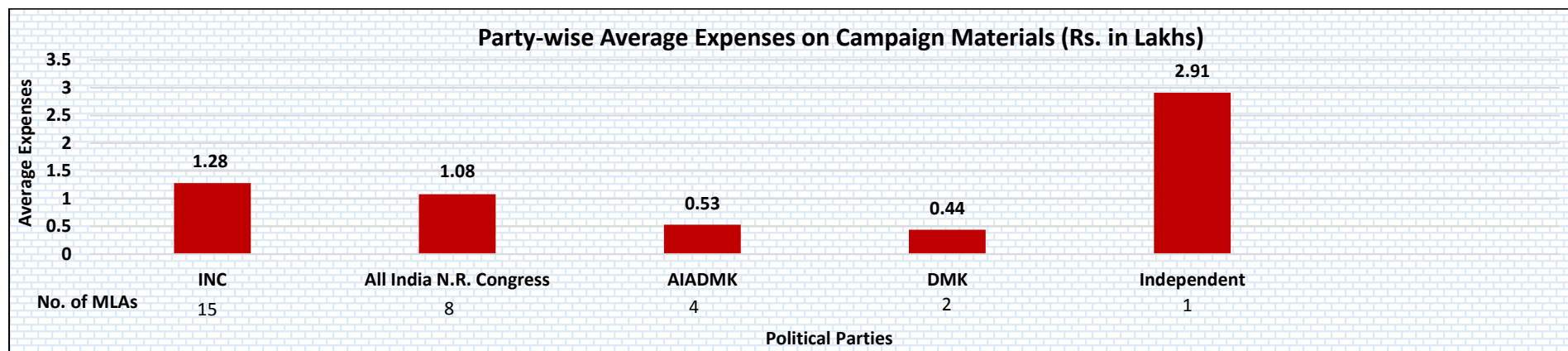


Figure 5: Party-wise Average Expenses on Campaign Materials (Rs. in lakhs)

13. Party-wise average expenses on Electronic Media:

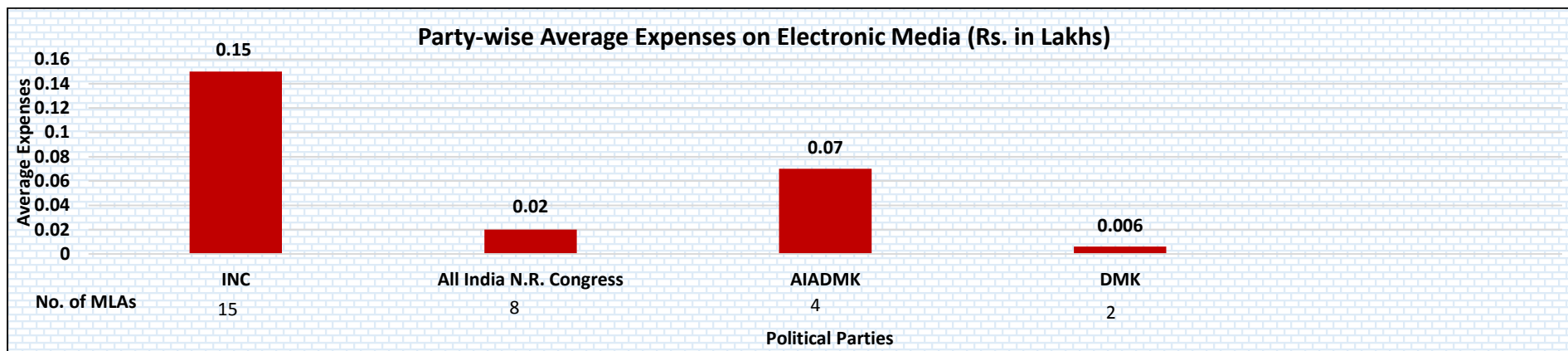


Figure 6: Party-wise Average Expenses on Electronic Media (Rs. in lakhs)

14. Party-wise average expenses on Campaign Vehicles:

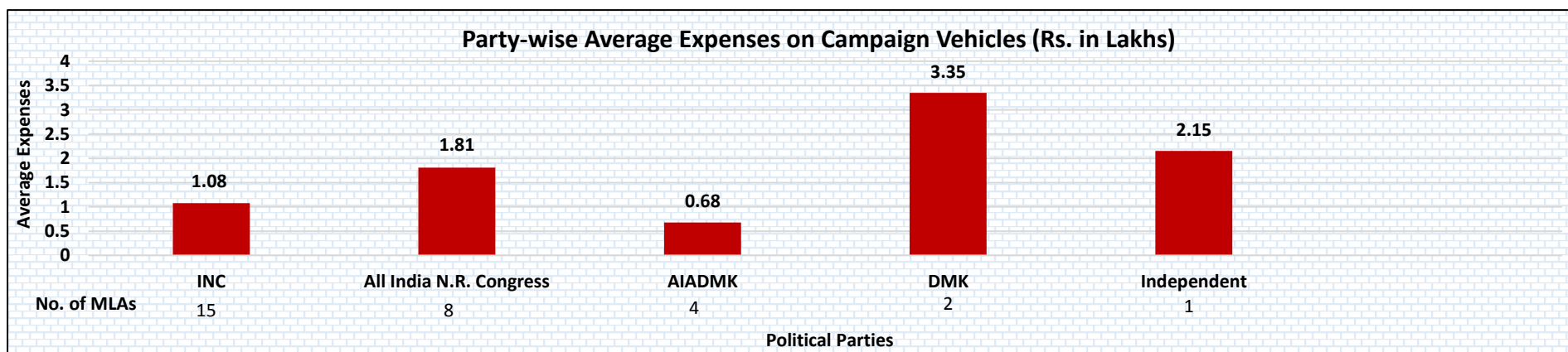


Figure 7: Party-wise Average Expenses on Campaign Vehicles (Rs. in lakhs)

Data in this Kit is presented in good faith, with an intention to inform voters. MLAs' Election Expenditure Affidavits from the CEO Website (<http://www.ceopuducherry.py.gov.in/>) is the source of this analysis. Website:- www.adrindia.org, www.myneta.info

15. Party-wise average expenses on Campaign Workers:

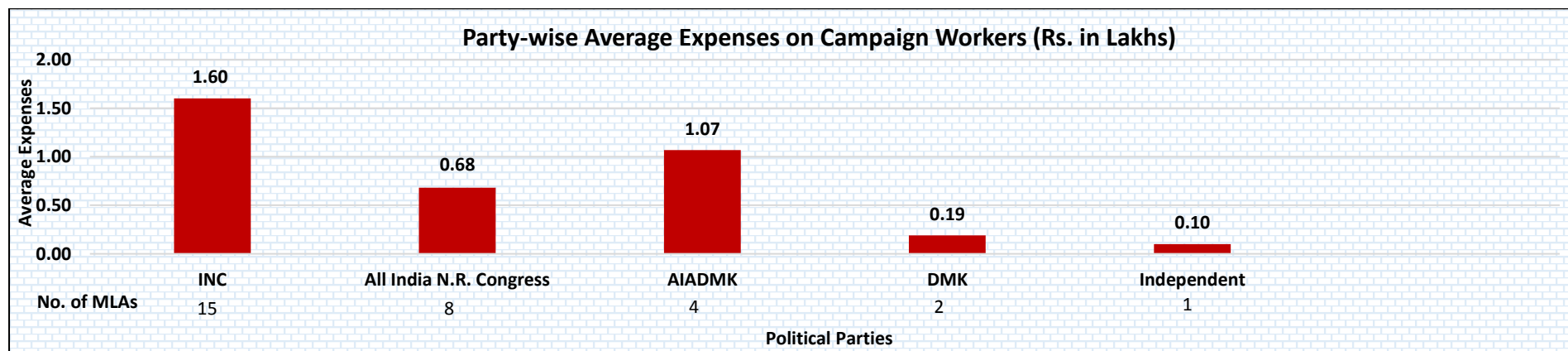


Figure 8: Party-wise Average Expenses on Campaign Workers (Rs. in lakhs)

Summary and Highlights of Funds Raised by MLAs in the Puducherry Assembly 2016 Elections

1. Percentage break-down of funds received by MLAs:

Out of the total funds received by MLAs, 45% funds were raised from political parties, 43% were raised by MLAs themselves and 12% funds were raised from other sources.

2. MLAs Who Raised Funds from Political Parties:

Out of the 30 MLAs analyzed, 13(43%) MLAs have declared that they have not received any funds from political parties.

3. MLAs Who Raised Funds through any person/ company/ firm/ associations/ body of persons etc as loan, gift or donation etc:

Out of the 30 MLAs analyzed, 20(67%) MLAs have declared that they have not received any funds from

any person/ company/ firm/ associations/ body of persons etc as loan, gift or donation etc.

4. Self funds used for election campaign:

Out of the 30 MLAs analyzed, Only N.RANGASAMY of All India N.R. Congress, ML from Indra Nagar Constituency has declared that he had not used any of his own funds for his election campaign

5. Average funds raised from Political Parties (Party-wise):

On an average an MLA from DMK raised 98 % of his/her election expense funds from the political party and a INC MLA raised 60 % of their election expense funds from the political party.

6. Average funds raised through any person/company/firm/associations/body of persons etc as loan, gift or donation etc (Party-wise):

On an average an MLA from All India N.R. Congress raise 18% of his/her election expense funds from any

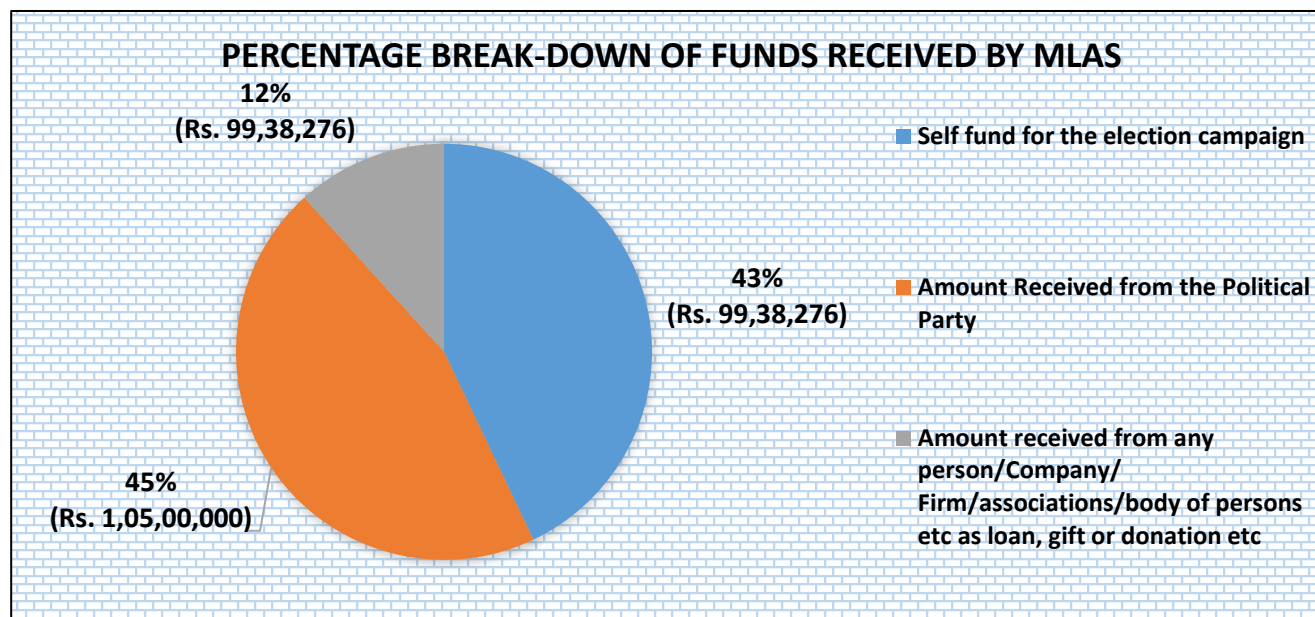


Figure 9: Percentage Break-down of Funds Raised by MLAs

person/company/firm/associations/body of persons etc as loan, gift or donation. Similarly, an MLA from AIADMK raised 14% of his/her election expense funds and an INC MLA raised on an average 7% of their expense funds from any person/ company/ firm/ associations/ body of persons etc as loan, gift or donation.

Summary and Highlights of Election Expenses of Ministers from the Puducherry Assembly Elections, 2016

* The election expenditure of V Narayanasamy has not been analysed as he was elected as Chief Minister without contesting the elections.

1. **Less than 50% of the Limit:** Based on the election expense declarations of 5 Ministers analysed from Puducherry Assembly, 2016 to the ECI, 4 Ministers (80%) have declared election expenses of less than 50% of the expense limit in their constituency.
2. **Average Election Expenses:** Based on the election expense declarations of 5 Ministers from Puducherry Assembly 2016 to the ECI, the average amount of money spent by them in the elections is only about Rs 5.62 lakhs, which is 28% of the expense limit.
3. **Top 2 Ministers with highest Election Expenses:** The maximum expense of about Rs 10.17 Lakhs (51% of the expense limit) has been declared by Kamalakannan R. of INC from Thirunallar constituency and Malladi Krishna Rao of INC from Yanam constituency with an expense of Rs 6.61 Lakhs (or 33% of the expense limit)
4. **Ministers with lowest Election Expenses:** A Namassivayam of INC from Villianur Constituency has declared an election expenditure of Rs. 2.57 lakhs (13% of the expense limit). And he is followed by Kandasamy M of INC from Embalam constituency who has declared election expenditure of Rs. 3.58 lakhs (18% of the expense limit).

5. **Expense on Public Meeting, Rally, and Processions with Star Campaigners:** Out of the 5 Ministers analyzed, 1 Minister namely Maladi Krishna Rao of INC from Yanam constituency has declared that he has not spent ANY amount on public meetings, processions etc with Star Campaigners.
6. **Expense on Public Meetings, Rally, and Processions other than the ones with Star Campaigners:** Out of the 5 Ministers analyzed, 1 Minister namely M.O.H.F. Shahjahan of INC from Kalapet constituency has declared that he has not spent ANY amount on public meetings, processions etc other than the ones with star campaigners.
7. **Expense on Campaigning through electronic/print media:** 1 Minister namely Kandasamy M. of INC from Embalamb constituency has declared that he had not spent ANY amount on campaigning through electronic/print media.
8. **Expense on Campaign Workers:** 2 (40%) Ministers have declared that they have not spent ANY amount on campaign workers.
9. **Expense on Vehicles used:** All ministers have declared expenses on Vehicles Used. A. NAMASSIVAYAM of INC from Villianur Constituency declared the lowest amount of Rs. 65,500 (25% of his total expense declared) on vehicles.
10. **Expense on Campaign Materials:** All ministers have declared expenses on Campaign Materials. A. Namassivayam of INC from Villianur Constituency declared the lowest amount of Rs. 55,100 (21% of his total expense declared) on vehicles.

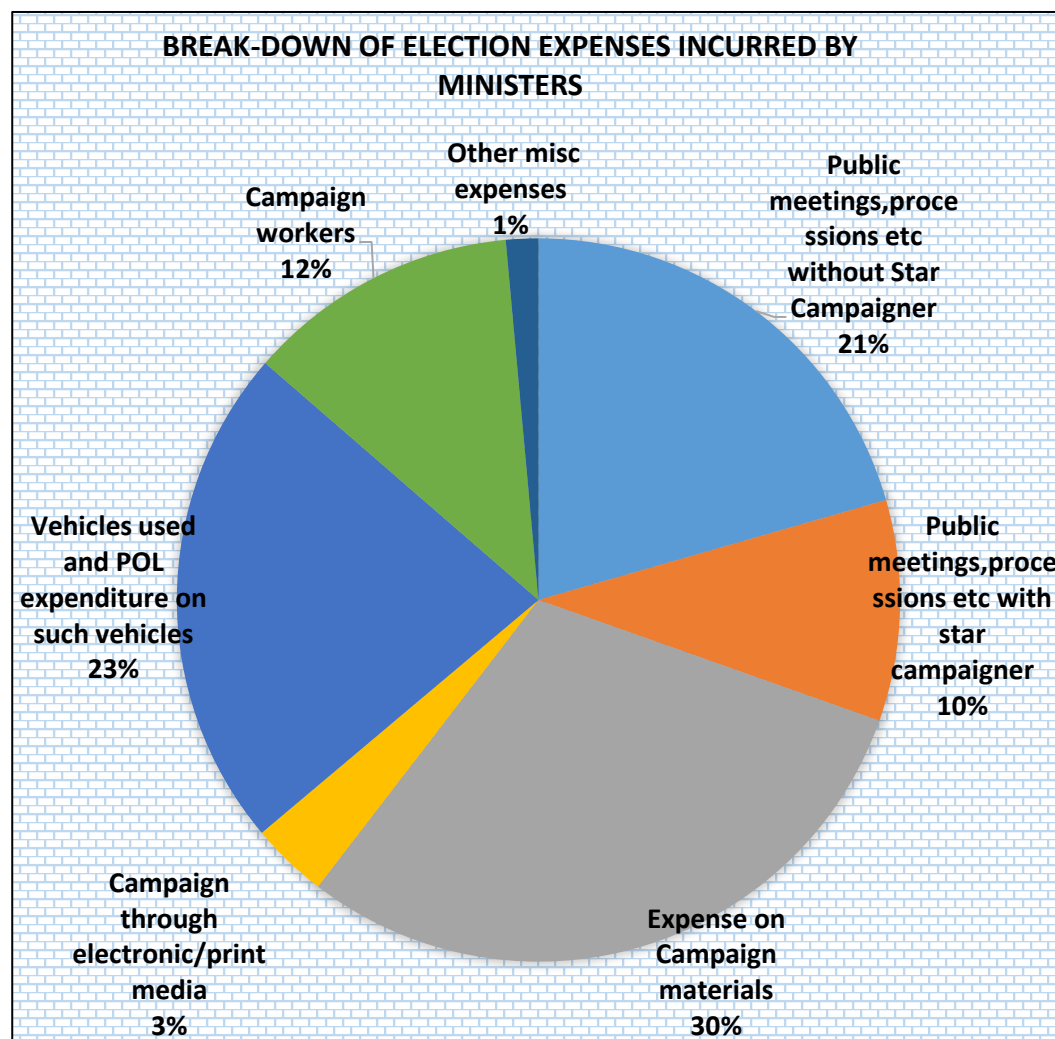


Figure 10: Break-down of Election Expenses Incurred by Ministers

Summary and Highlights of Funds Raised by Ministers in the Puducherry Assembly 2016 Elections

11. Percentage break-down of funds received by Ministers: Out of the total funds received by Ministers, 68% funds were raised from political parties, 27% were raised by Ministers themselves and 5% funds were raised from other sources.

12. Ministers Who Raised Funds from Political Party: All 5 analyzed ministers have declared that they have received funds from political parties.

13. Ministers Who Raised Funds through any person/ company/ firm/ associations/ body of persons etc as loan, gift or donation etc: Out of the 5 Ministers analyzed, 3 (60%) Ministers have declared that they have not received any funds from any person/ company/ firm/ associations/ body of persons etc as loan, gift or donation etc.

14. Self funds used for election campaign: All 5 analyzed ministers have declared that they have used their own funds for their election campaign

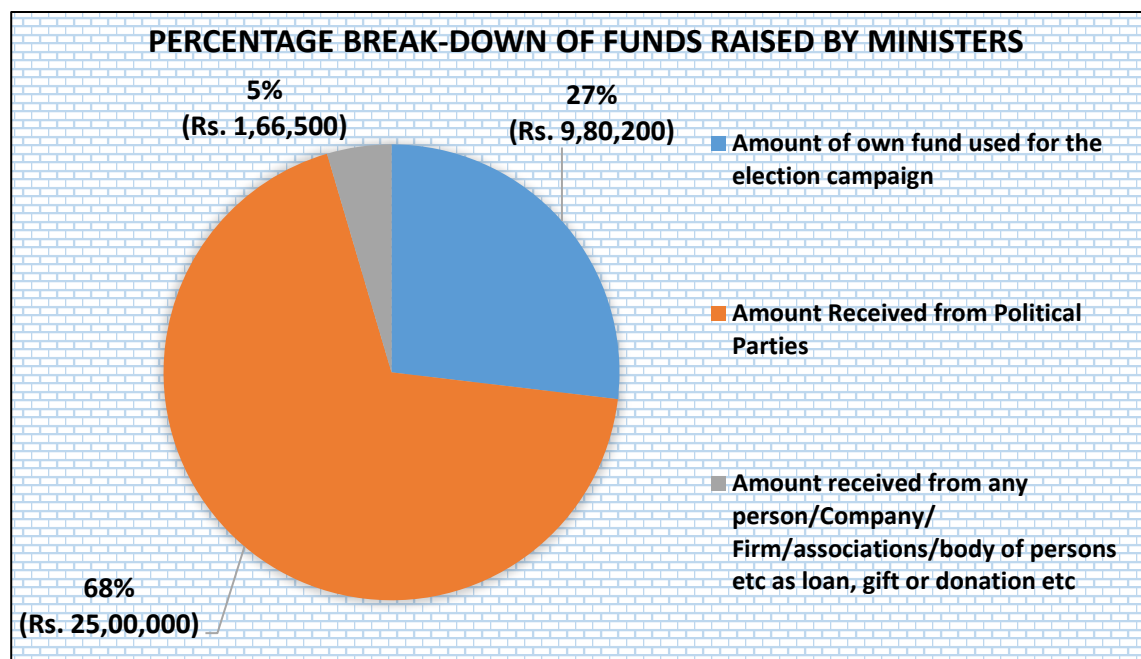


Figure 11: Percentage Break-down of Funds Raised by Ministers

Top 10 MLAs with highest declared election expenses in 2016 Puducherry Assembly Elections

The maximum expense of about **Rs 10.36 lakhs** (52% of the expense limit) has been declared by **A. Geetha** an **DMK** from Neravy T.R. Pattinam constituency followed by **Kamalakaran R. of INC** from Thirunallar constituency with an expense of **Rs 10.17 lakhs** (or 51% of the expense limit) and **P.R.N. Thirumurugan of All India N.R. Congress** from Karaikal North constituency with an expense of **Rs 10.13 lakhs** (or 51% of the expense limit).

S.No.	Name	Constituency	Party	Expenditure incurred/authorized by MLAs			Expense Limit (Rs.)	Total expenses incurred/ authorized (Rs.)	Difference between Total Expense incurred and Expense Limit (Rs.)	% of limit reached
				Candidate/his election agent	Political party which setup him up	Any other association/ body of persons/ individual				
1	A.GEETHA	NERAVY T.R. PATTINAM	DMK	10,000	10,26,975	0	20,00,000 20 Lacs+	10,36,975 10 Lacs+	9,63,025 9 Lacs+	52%
2	KAMALAKANNAN. R	THIRUNALLAR	INC	4,16,508	5,00,000	1,00,500	20,00,000 20 Lacs+	10,17,008 10 Lacs+	9,82,992 9 Lacs+	51%
3	P.R.N. THIRUMURUGAN	KARAIKAL NORTH	All India N.R. Congress	10,13,421	0	0	20,00,000 20 Lacs+	10,13,421 10 Lacs+	9,86,579 9 Lacs+	51%
4	A. JOHNKUMAR	NELLITHOPE	INC	8,10,041	0	0	20,00,000 20 Lacs+	8,10,041 8 Lacs+	11,89,959 11 Lacs+	41%
5	Dr.V. RAMACHANDRAN	MAHE	IND	7,65,577	0	0	20,00,000 20 Lacs+	7,65,577 7 Lacs+	12,34,423 12 Lacs+	38%
6	R.K.R. ANANTHARAMAN	MANAVELY	INC	7,60,660	0	0	20,00,000 20 Lacs+	7,60,660 7 Lacs+	12,39,340 12 Lacs+	38%
7	V.P. SIVAKOLUNDHU	LAWSPET	INC	6,97,709	62,823	0	20,00,000 20 Lacs+	7,60,532 7 Lacs+	12,39,468 12 Lacs+	38%
8	T. DJEAMOURTHY	ARIANKUPPAM	INC	7,25,706	0	0	20,00,000 20 Lacs+	7,25,706 7 Lacs+	12,74,294 12 Lacs+	36%
9	CHANDIRAPRIYANGA	NEDUNGADU	All India N.R. Congress	7,08,499	0	0	20,00,000 20 Lacs+	7,08,499 7 Lacs+	12,91,501 12 Lacs+	35%
10	MALLADI KRISHNA RAO	YANAM	INC	5,52,174	0	1,09,480	20,00,000 20 Lacs+	6,61,654 6 Lacs+	13,38,346 13 Lacs+	33%

Table 1: Top 10 highest expenses declared by MLAs

Data in this Kit is presented in good faith, with an intention to inform voters. MLAs' Election Expenditure Affidavits from the CEO Website (<http://www.ceopuducherry.py.gov.in/>) is the source of this analysis. Website:- www.adrindia.org, www.myneta.info

10 lowest election expenses declared by MLAs

A. Baskar of AIADMK from Mudaliarpur constituency has declared election expenditure of **Rs. 1.95 lakhs** followed by **A Anbalagan** of AIADMK from Oupalam Constituency with election expenses of **Rs. 2.14 lakhs** and **N.S.J. Jayabal Alias Ayyanar of All India N.R. Congress** from Kadirgamam Constituency with election expenses of **Rs. 2.17 lakhs**.

S.No.	Name	Constituency	Party	Expenditure incurred/authorized by MLAs			Expense Limit (Rs.)	Total expenses incurred/authorized (Rs.)	Difference between Total Expense incurred and Expense Limit (Rs.)	% of limit reached
				Candidate/his election agent (Rs.)	Political party which setup him up (Rs.)	Any other association/body of persons/individual (Rs.)				
1	A. BASKAR	MUDALIARPET	AIADMK	1,95,568	0	0	20,00,000 20 Lacs+	1,95,568 1 Lacs+	18,04,432 18 Lacs+	10%
2	A. ANBALAGAN	OUPALAM	AIADMK	2,14,621	0	0	20,00,000 20 Lacs+	2,14,621 2 Lacs+	17,85,379 17 Lacs+	11%
3	N.S.J.JAYABAL ALIAS AYYANAR	KADIRGAMAM	All India N.R. Congress	2,17,840	0	0	20,00,000 20 Lacs+	2,17,840 2 Lacs+	17,82,160 17 Lacs+	11%
4	T P R SELVAM	MANNADIPET	All India N.R. Congress	2,47,185	0	0	20,00,000 20 Lacs+	2,47,185 2 Lacs+	17,52,815 17 Lacs+	12%
5	A. NAMASSIVAYAM	VILLIANUR	INC	1,66,946	90,350	0	20,00,000 20 Lacs+	2,57,296 2 Lacs+	17,42,704 17 Lacs+	13%
6	KOIGA B	THIRUBHUVANAI	All India N.R. Congress	2,57,756	0	0	20,00,000 20 Lacs+	2,57,756 2 Lacs+	17,42,244 17 Lacs+	13%
7	VE. VAITHILINGAM	KAMARAJ NAGAR	INC	2,29,821	68,754	0	20,00,000 20 Lacs+	2,98,575 2 Lacs+	17,01,425 17 Lacs+	15%
8	N.RANGASAMY	INDIRA NAGAR	All India N.R. Congress	3,13,287	0	0	20,00,000 20 Lacs+	3,13,287 3 Lacs+	16,86,713 16 Lacs+	16%
9	MNR. BALAN	OZHUKARAI	INC	2,55,719	82,455	0	20,00,000 20 Lacs+	3,38,174 3 Lacs+	16,61,826 16 Lacs+	17%
10	S.V. SUGUMARAN	MANGALAM	All India N.R. Congress	3,27,898	12,700	0	20,00,000 20 Lacs+	3,40,598 3 Lacs+	16,59,402 16 Lacs+	17%

Table 2: 10 lowest election expenses declared by MLAs

Data in this Kit is presented in good faith, with an intention to inform voters. MLAs' Election Expenditure Affidavits from the CEO Website (<http://www.ceopuducherry.py.gov.in/>) is the source of this analysis. Website:- www.adrindia.org, www.myneta.info

Party-wise Average Expenses declared by MLAs

The party wise average election expenses shows that the average spending for **15 MLAs from INC is Rs 5.48 lakhs** (27% of the average expense limit), for **8 MLAs from All India N.R. Congress is Rs 4.38 lakhs** (22% of the average expense limit), for **4 MLAs from AIADMK is Rs 3.52 Lakhs** (18% of the average expense limit) and for **2 MLAs from DMK is Rs. 7.25 Lakhs** (36% of the average expense limit).

S.No.	Party	No. of MLAs Analyzed	Average Limit (Rs.)	Average Election Expense (Rs.)	% of Average Limit
1	INC	15	20,00,000 20 Lacs+	5,48,933 5 Lacs+	27 %
2	All India N.R. Congress	8	20,00,000 20 Lacs+	4,38,714 4 Lacs+	22 %
3	AIADMK	4	20,00,000 20 Lacs+	3,52,434 3 Lacs+	18 %
4	DMK	2	20,00,000 20 Lacs+	7,25,435 7 Lacs+	36 %
5	IND	1	20,00,000 20 Lacs+	7,65,577 7 Lacs+	38 %
Total		30	20,00,000 20 Lacs+	5,12,330 5 Lacs+	26 %

Table 3: Party-wise Average Expenses declared by MLAs

Average self funds used for Election Campaign (Party-wise)

S.No.	Party	No. of MLAs Analyzed	Average Funds Received by MLAs (Rs.)	Average Self Funds (Rs.)	% of Average Total
1	INC	15	8,28,987.93 8 Lacs+	2,70,554.60 2 Lacs+	33 %
2	All India N.R. Congress	8	6,33,421.87 6 Lacs+	5,20,921.87 5 Lacs+	82 %
3	AIADMK	4	4,48,020.50 4 Lacs+	3,85,520.50 3 Lacs+	86 %
4	DMK	2	15,35,000 15 Lacs+	35,000 35 Thou+	2 %
5	IND	1	7,85,500 7 Lacs+	1,00,500 1 Lacs+	13 %

Table 4: Average self funds used for Election Campaign (Party-wise)

Data in this Kit is presented in good faith, with an intention to inform voters. MLAs' Election Expenditure Affidavits from the CEO Website (<http://www.ceopuducherry.py.gov.in/>) is the source of this analysis. Website:- www.adrindia.org, www.myneta.info

Average funds raised from Political Parties (Party-wise)

S.No.	Party	No. of MLAs Analyzed	Average Funds Received by MLAs (Rs.)	Average Party Funds (Rs.)	% of Average Total
1	INC	15	8,28,987.93 8 Lacs+	5,00,000 5 Lacs+	60 %
2	All India N.R. Congress	8	6,33,421.87 6 Lacs+	0	0 %
3	AIADMK	4	4,48,020.50 4 Lacs+	0	0 %
4	DMK	2	15,35,000 15 Lacs+	15,00,000 15 Lacs+	98 %
5	IND	1	7,85,500 7 Lacs+	0	0 %

Table 5: Average funds raised from Political Parties (Party-wise)

Average funds raised from Other Sources (Party-wise)

S.No.	Party	No. of MLAs Analyzed	Average Funds Received by MLAs (Rs.)	Average Funds from other organizations and bodies (Rs)	% of Average Total
1	INC	15	8,28,987.93 8 Lacs+	58,433.33 58 Thou+	7%
2	All India N.R. Congress	8	6,33,421.87 6 Lacs+	1,12,500 1 Lacs+	18%
3	AIADMK	4	4,48,020.50 4 Lacs+	62,500 62 Thou+	14%
4	DMK	2	15,35,000 15 Lacs+	0	0 %
5	IND	1	7,85,500 7 Lacs+	6,85,000 6 Lacs+	87%

Table 6: Average funds raised from Other Sources (Party-wise)

Data in this Kit is presented in good faith, with an intention to inform voters. MLAs' Election Expenditure Affidavits from the CEO Website (<http://www.ceopuducherry.py.gov.in/>) is the source of this analysis. Website:- www.adrindia.org, www.myneta.info

Party-wise Average Expenses on Public Meetings, Processions etc with and without Star Campaigners

S.No.	Party	No. of MLAs Analyzed	Average Limit (Rs.)	Average Election Expense (Rs.)	Avg Expense on Meetings, Processions etc with star campaigners (Rs.)	% of Average Avg Expense on Meetings, Processions etc with star campaigners	Avg Expense on Meetings, Processions etc without star campaigners (Rs.)	% of Average Avg Expense on Meetings, Processions etc without star campaigners
1	INC	15	20,00,000 20 Lacs+	5,48,933 5 Lacs+	46,435 46 Thou+	9%	76,622 76 Thou+	14 %
2	All India N.R. Congress	8	20,00,000 20 Lacs+	4,38,714 4 Lacs+	18,656 18 Thou+	4 %	57,878 57 Thou+	13 %
3	AIADMK	4	20,00,000 20 Lacs+	3,52,434 3 Lacs+	34,000 34 Thou+	10 %	66,696 66 Thou+	19 %
4	DMK	2	20,00,000 20 Lacs+	7,25,435 7 Lacs+	31,411 31 Thou+	4 %	2,86,438 2 Lacs+	40 %
5	IND	1	20,00,000 20 Lacs+	7,65,577 7 Lacs+	0	0 %	2,48,580 2 Lacs+	33 %
Total		30	20,00,000 20 Lacs+	5,12,330 5 Lacs+	34,820 34 Thou+	7 %	90,020 90 Thou+	18 %

Table 7: Party-wise Average Expenses on Public Meetings, Processions etc with and without Star Campaigners

Party Wise Average Election Expense of MLAs on Campaign Materials

S.No.	Party	No. of MLAs Analyzed	Average Limit (Rs.)	Average Election Expense (Rs.)	Avg Expense on Campaign Materials (Rs.)	% of Average Avg Expense on Campaign Materials
1	INC	15	20,00,000 20 Lacs+	5,48,933 5 Lacs+	1,28,421 1 Lacs+	23%
2	All India N.R. Congress	8	20,00,000 20 Lacs+	4,38,714 4 Lacs+	1,08,354 1 Lacs+	25 %
3	AIADMK	4	20,00,000 20 Lacs+	3,52,434 3 Lacs+	53,481 53 Thou+	15 %
4	DMK	2	20,00,000 20 Lacs+	7,25,435 7 Lacs+	44,535 44 Thou+	6 %

Data in this Kit is presented in good faith, with an intention to inform voters. MLAs' Election Expenditure Affidavits from the CEO Website (<http://www.ceopuducherry.py.gov.in/>) is the source of this analysis. Website:- www.adrindia.org, www.myneta.info

S.No.	Party	No. of MLAs Analyzed	Average Limit (Rs.)	Average Election Expense (Rs.)	Avg Expense on Campaign Materials (Rs.)	% of Average Avg Expense on Campaign Materials
5	IND	1	20,00,000 20 Lacs+	7,65,577 7 Lacs+	2,91,397 2 Lacs+	38 %
Total		30	20,00,000 20 Lacs+	5,12,330 5 Lacs+	1,12,918 1 Lacs+	22 %

Table 8: Party-wise Average Election Expense of MLAs on Campaign Materials

Party Wise Average Election Expense of MLAs on Electronic Media

S.No.	Party	No. of MLAs Analyzed	Average Limit (Rs.)	Average Election Expense (Rs.)	Avg Expense on Electronic Media (Rs.)	% of Average Avg Expense on Electronic Media
1	INC	15	20,00,000 20 Lacs+	5,48,933 5 Lacs+	15,532 15 Thou+	2.8 %
2	All India N.R. Congress	8	20,00,000 20 Lacs+	4,38,714 4 Lacs+	2,993 2 Thou+	0.7 %
3	AIADMK	4	20,00,000 20 Lacs+	3,52,434 3 Lacs+	7,886 7 Thou+	2.2 %
4	DMK	2	20,00,000 20 Lacs+	7,25,435 7 Lacs+	600 6 Hund+	0.1 %
5	IND	1	20,00,000 20 Lacs+	7,65,577 7 Lacs+	0	0 %
Total		30	20,00,000 20 Lacs+	5,12,330 5 Lacs+	9,655 9 Thou+	2 %

Table 9: Party-wise Average Election Expense of MLAs on Electronic Media

Party Wise Average Election Expense of MLAs on Campaign Vehicles

S.No.	Party	No. of MLAs Analyzed	Average Limit (Rs.)	Average Election Expense (Rs.)	Avg Expense on Campaign Vehicles (Rs.)	% of Average Avg Expense on Campaign Vehicles
1	INC	15	20,00,000 20 Lacs+	5,48,933 5 Lacs+	1,08,986 1 Lacs+	20 %
2	All India N.R. Congress	8	20,00,000 20 Lacs+	4,38,714 4 Lacs+	1,81,137 1 Lacs+	41 %
3	AIADMK	4	20,00,000 20 Lacs+	3,52,434 3 Lacs+	68,774 68 Thou+	20 %
4	DMK	2	20,00,000 20 Lacs+	7,25,435 7 Lacs+	3,35,600 3 Lacs+	46%

Data in this Kit is presented in good faith, with an intention to inform voters. MLAs' Election Expenditure Affidavits from the CEO Website (<http://www.ceopuducherry.py.gov.in/>) is the source of this analysis. Website:- www.adrindia.org, www.myneta.info

S.No.	Party	No. of MLAs Analyzed	Average Limit (Rs.)	Average Election Expense (Rs.)	Avg Expense on Campaign Vehicles (Rs.)	% of Average Avg Expense on Campaign Vehicles
5	IND	1	20,00,000 20 Lacs+	7,65,577 7 Lacs+	2,15,400 2 Lacs+	28 %
Total		30	20,00,000 20 Lacs+	5,12,330 5 Lacs+	1,41,519 1 Lacs+	28 %

Table 10: Party-wise Average Election Expense of MLAs on Campaign Vehicles

Party Wise Average Election Expense of MLAs on Campaign Workers

S.No.	Party	No. of MLAs Analyzed	Average Limit (Rs.)	Average Election Expense (Rs.)	Avg Expense on Campaign Workers (Rs.)	% of Average Avg Expense on Campaign Workers
1	INC	15	20,00,000 20 Lacs+	5,48,933 5 Lacs+	1,60,281 1 Lacs+	29%
2	All India N.R. Congress	8	20,00,000 20 Lacs+	4,38,714 4 Lacs+	68,988 68 Thou+	16 %
3	AIADMK	4	20,00,000 20 Lacs+	3,52,434 3 Lacs+	1,07,370 1 Lacs+	31 %
4	DMK	2	20,00,000 20 Lacs+	7,25,435 7 Lacs+	19,240 19 Thou+	3 %
5	IND	1	20,00,000 20 Lacs+	7,65,577 7 Lacs+	10,200 10 Thou+	1%
Total		30	20,00,000 20 Lacs+	5,12,330 5 Lacs+	1,14,476 1 Lacs+	22 %

Table 11: Party-wise Average Election Expense of MLAs on Campaign Workers

Election expenses declared by MLAs in Puducherry Assembly Elections, 2016: Full Details

S.No.	Name	Constituency	Party	Total expense declared (Rs.)	Expense incurred on Public Meetings and Processions without star (Rs.)	Expense incurred on Public Meetings and Processions with star (Rs.)	Expense incurred on Campaign Materials (Rs.)	Expense incurred on Campaigning through electronic/print media (Rs.)	Expense incurred on Vehicles Used (Rs.)	Expense on Erection of gates, arches, banners etc (Rs.)	Expense on Visits of leaders to the constituency (Rs.)	Expense on Visit of other party functionaries (Rs.)	Expenses on campaign workers (Rs.)	Other misc expenses (Rs.)
1	A.GEETHA	NERAVY T.R. PATTINAM	DMK	10,36,975 10 Lacs+	5,52,375 5 Lacs+	0	19,600 19 Thou+	0	4,57,000 4 Lacs+	0	0	0	8,000 8 Thou+	0
2	KAMALAKANNAN. R	THIRUNALLAR	INC	10,17,008 10 Lacs+	4,08,700 4 Lacs+	1,10,758 1 Lacs+	2,62,250 2 Lacs+	5,800 5 Thou+	2,22,400 2 Lacs+	0	0	0	7,100 7 Thou+	0
3	P.R.N. THIRUMURUGAN	KARAIKAL NORTH	All India N.R. Congress	10,13,421 10 Lacs+	57,666 57 Thou+	66,850 66 Thou+	1,02,105 1 Lacs+	0	7,42,800 7 Lacs+	0	0	0	44,000 44 Thou+	0
4	A. JOHNNKUMAR	NELLITHOPE	INC	8,10,041 8 Lacs+	0	35,000 35 Thou+	2,09,607 2 Lacs+	1,525 1 Thou+	1,26,156 1 Lacs+	0	0	0	4,08,900 4 Lacs+	28,853 28 Thou+
5	Dr.V. RAMACHANDRAN	MAHE	IND	7,65,577 7 Lacs+	2,48,580 2 Lacs+	0	2,91,397 2 Lacs+	0	2,15,400 2 Lacs+	0	0	0	10,200 10 Thou+	0
6	R.K.R. ANANTHARAMAN	MANAVELY	INC	7,60,660 7 Lacs+	3,85,473 3 Lacs+	21,987 21 Thou+	10,000 10 Thou+	0	1,66,900 1 Lacs+	0	0	0	1,76,300 1 Lacs+	0
7	V.P. SIVAKOLUNDHU	LAWSPET	INC	7,60,532 7 Lacs+	0	62,823 62 Thou+	1,42,239 1 Lacs+	1,08,945 1 Lacs+	1,51,050 1 Lacs+	0	0	0	2,78,075 2 Lacs+	17,400 17 Thou+

Data in this Kit is presented in good faith, with an intention to inform voters. MLAs' Election Expenditure Affidavits from the CEO Website (<http://www.ceopuducherry.py.gov.in/>) is the source of this analysis. Website:- www.adrindia.org, www.myneta.info

S.No.	Name	Constituency	Party	Total expense declared (Rs.)	Expense incurred on Public Meetings and Processions without star (Rs.)	Expense incurred on Public Meetings and Processions with star (Rs.)	Expense incurred on Campaign Materials (Rs.)	Expense incurred on Campaigning through electronic/print media (Rs.)	Expense incurred on Vehicles Used (Rs.)	Expense on Erection of gates, arches, banners etc (Rs.)	Expense on Visits of leaders to the constituency (Rs.)	Expense on Visit of other party functionaries (Rs.)	Expenses on campaign workers (Rs.)	Other misc expenses (Rs.)
8	T. DJEAMOURTHY	ARIANKUPPAM	INC	7,25,706 7 Lacs+	0	54,700 54 Thou+	1,53,989 1 Lacs+	0	1,07,350 1 Lacs+	0	0	0	3,45,242 3 Lacs+	64,425 64 Thou+
9	CHANDIRAPRIYANGA	NEDUNGADU	All India N.R. Congress	7,08,499 7 Lacs+	2,33,659 2 Lacs+	69,700 69 Thou+	1,75,340 1 Lacs+	0	1,75,000 1 Lacs+	0	0	0	54,800 54 Thou+	0
10	MALLADI KRISHNA RAO	YANAM	INC	6,61,654 6 Lacs+	1,23,800 1 Lacs+	0	2,96,040 2 Lacs+	64,048 64 Thou+	1,47,700 1 Lacs+	0	0	0	0	30,066 30 Thou+
11	V. MANIKANDAN	MUTHIALPET	AIADMK	6,06,313 6 Lacs+	13,200 13 Thou+	1,35,999 1 Lacs+	99,205 99 Thou+	19,242 19 Thou+	62,302 62 Thou+	0	0	0	2,71,655 2 Lacs+	4,710 4 Thou+
12	M.O.H.F. SHAHJAHAN	KALAPET	INC	5,20,110 5 Lacs+	0	62,823 62 Thou+	79,900 79 Thou+	23,500 23 Thou+	84,087 84 Thou+	0	0	0	2,69,800 2 Lacs+	0
13	K. LAKSHMINARAYANAN	RAJ BHAVAN	INC	5,03,371 5 Lacs+	0	54,740 54 Thou+	98,991 98 Thou+	4,250 4 Thou+	41,280 41 Thou+	0	0	0	2,98,305 2 Lacs+	5,805 5 Thou+
14	DANAVELU N	BAHOUR	INC	4,89,749 4 Lacs+	0	21,988 21 Thou+	1,19,275 1 Lacs+	0	89,545 89 Thou+	0	0	0	2,52,091 2 Lacs+	6,850 6 Thou+
15	R. SIVA	ORLEAMPETH	DMK	4,13,895 4 Lacs+	20,500 20 Thou+	62,822 62 Thou+	69,469 69 Thou+	1,200 1 Thou+	2,14,199 2 Lacs+	0	0	0	30,480 30 Thou+	15,225 15 Thou+

Data in this Kit is presented in good faith, with an intention to inform voters. MLAs' Election Expenditure Affidavits from the CEO Website (<http://www.ceopuducherry.py.gov.in/>) is the source of this analysis. Website:- www.adrindia.org, www.myneta.info

S.No.	Name	Constituency	Party	Total expense declared (Rs.)	Expense incurred on Public Meetings and Processions without star (Rs.)	Expense incurred on Public Meetings and Processions with star (Rs.)	Expense incurred on Campaign Materials (Rs.)	Expense incurred on Campaigning through electronic/print media (Rs.)	Expense incurred on Vehicles Used (Rs.)	Expense on Erection of gates, arches, banners etc (Rs.)	Expense on Visits of leaders to the constituency (Rs.)	Expense on Visit of other party functionaries (Rs.)	Expenses on campaign workers (Rs.)	Other misc expenses (Rs.)
16	ASHOK ANAND	THATTANCHAVADY	All India N.R. Congress	4,11,125 4 Lacs+	400 4 Hund+	0	1,91,259 1 Lacs+	0	1,49,700 1 Lacs+	0	0	0	64,100 64 Thou+	5,666 5 Thou+
17	K.A.U. ASSANA	KARAIKAL SOUTH	AIADMK	3,93,234 3 Lacs+	2,33,734 2 Lacs+	0	0	0	1,12,500 1 Lacs+	0	0	0	47,000 47 Thou+	0
18	THEEPPAINTHAN E	OUSSUDU	INC	3,81,184 3 Lacs+	1,71,242 1 Lacs+	0	22,272 22 Thou+	0	1,05,510 1 Lacs+	0	0	0	82,160 82 Thou+	0
19	KANDASAMY M	EMBALAM	INC	3,58,167 3 Lacs+	4,630 4 Thou+	21,988 21 Thou+	1,51,300 1 Lacs+	0	1,13,610 1 Lacs+	0	0	0	66,010 66 Thou+	629 6 Hund+
20	VIZEAVENY V	NETTAPAKKAM	INC	3,51,772 3 Lacs+	0	21,988 21 Thou+	1,15,899 1 Lacs+	0	70,000 70 Thou+	0	0	0	1,43,885 1 Lacs+	0
21	S.V. SUGUMARAN	MANGALAM	All India N.R. Congress	3,40,598 3 Lacs+	0	12,700 12 Thou+	1,27,782 1 Lacs+	0	1,28,500 1 Lacs+	0	0	0	71,616 71 Thou+	0
22	MNR. BALAN	OZHUKARAI	INC	3,38,174 3 Lacs+	14,500 14 Thou+	82,455 82 Thou+	1,18,559 1 Lacs+	0	83,450 83 Thou+	0	0	0	39,210 39 Thou+	0

Data in this Kit is presented in good faith, with an intention to inform voters. MLAs' Election Expenditure Affidavits from the CEO Website (<http://www.ceopuducherry.py.gov.in/>) is the source of this analysis. Website:- www.adrindia.org, www.myneta.info

S.No.	Name	Constituency	Party	Total expense declared (Rs.)	Expense incurred on Public Meetings and Processions without star (Rs.)	Expense incurred on Public Meetings and Processions with star (Rs.)	Expense incurred on Campaign Materials (Rs.)	Expense incurred on Campaigning through electronic/print media (Rs.)	Expense incurred on Vehicles Used (Rs.)	Expense on Erection of gates, arches, banners etc (Rs.)	Expense on Visits of leaders to the constituency (Rs.)	Expense on Visit of other party functionaries (Rs.)	Expenses on campaign workers (Rs.)	Other misc expenses (Rs.)
23	N.RANGASAMY	INDIRA NAGAR	All India N.R. Congress	3,13,287 3 Lacs+	0	0	1,29,965 1 Lacs+	23,942 23 Thou+	2,300 2 Thou+	0	0	0	1,57,080 1 Lacs+	0
24	VE. VAITHILINGAM	KAMARAJ NAGAR	INC	2,98,575 2 Lacs+	0	62,822 62 Thou+	90,900 90 Thou+	21,658 21 Thou+	60,245 60 Thou+	0	0	0	37,130 37 Thou+	25,820 25 Thou+
25	KOPIGA B	THIRUBHUVANAI	All India N.R. Congress	2,57,756 2 Lacs+	81,288 81 Thou+	0	26,809 26 Thou+	0	77,659 77 Thou+	0	0	0	72,000 72 Thou+	0
26	A. NAMASSIVAYAM	VILLIANUR	INC	2,57,296 2 Lacs+	40,986 40 Thou+	82,460 82 Thou+	55,100 55 Thou+	3,250 3 Thou+	65,500 65 Thou+	0	0	0	0	10,000 10 Thou+
27	T P R SELVAM	MANNADIPET	All India N.R. Congress	2,47,185 2 Lacs+	23,300 23 Thou+	0	52,620 52 Thou+	0	83,765 83 Thou+	0	0	0	87,500 87 Thou+	0
28	N.S.J.JAYABAL ALIAS AYYANAR	KADIRGAMAM	All India N.R. Congress	2,17,840 2 Lacs+	66,710 66 Thou+	0	60,949 60 Thou+	0	89,370 89 Thou+	0	0	0	811 8 Hund+	0
29	A. ANBALAGAN	OUPALAM	AIADMK	2,14,621 2 Lacs+	19,850 19 Thou+	0	50,171 50 Thou+	3,200 3 Thou+	69,795 69 Thou+	0	0	0	43,300 43 Thou+	28,305 28 Thou+

Data in this Kit is presented in good faith, with an intention to inform voters. MLAs' Election Expenditure Affidavits from the CEO Website (<http://www.ceopuducherry.py.gov.in/>) is the source of this analysis. Website:- www.adrindia.org, www.myneta.info

S.No.	Name	Constituency	Party	Total expense declared (Rs.)	Expense incurred on Public Meetings and Processions without star (Rs.)	Expense incurred on Public Meetings and Processions with star (Rs.)	Expense incurred on Campaign Materials (Rs.)	Expense incurred on Campaigning through electronic/print media (Rs.)	Expense incurred on Vehicles Used (Rs.)	Expense on Erection of gates, arches, banners etc (Rs.)	Expense on Visits of leaders to the constituency (Rs.)	Expense on Visit of other party functionaries (Rs.)	Expenses on campaign workers (Rs.)	Other misc expenses (Rs.)
30	A. BASKAR	MUDALIARPET	AIADMK	1,95,568 1 Lacs+	0	0	64,549 64 Thou+	9,100 9 Thou+	30,500 30 Thou+	0	0	0	67,525 67 Thou+	23,894 23 Thou+

Table 12: Election expenses declared by MLAs in Puducherry Assembly Elections, 2016: Full Details

Contact Details

Puducherry Election Watch

Mr. P.Joseph Victor Raj
 State Co-ordinator
 +91 94860-86938
vrhope@gmail.com

National Election Watch/Association for Democratic Reforms

Media and Journalist Helpline +91 80103 94248 Email: adr@adrindia.org	Maj.Gen. Anil Verma (Retd) Head National Election Watch, Association for Democratic Reforms 011 4165 4200, +91 88264 79910 adr@adrindia.org , anilverma@adrindia.org	Prof Jagdeep Chhokar IIM Ahmedabad (Retd.) Founder Member, National Election Watch, Association for Democratic Reforms +91 99996 20944 jchhokar@gmail.com	Prof Trilochan Sastry IIM Bangalore Founder Member, National Election Watch, Association for Democratic Reforms +91 94483 53285 trilochans@iimb.ernet.in
--	---	---	---

DISCLAIMER

All information about MLAs, in this report has been taken from the election expenditure statements filed by them and submitted to the Chief Electoral Officer, Puducherry. **ADR does not add or subtract any information, unless the EC changes the data. In particular, no unverified information from any other source is used.** Copies of affidavits were obtained from the CEO's website (<http://www.ceopuducherry.py.gov.in/>) While all efforts have been made to ensure that the information is in keeping with what is mentioned in the election expenditure statements, in case of discrepancy between information in this report and that given in the election expenditure statements, the information reported in the election expenditure statements filed by MLAs should be treated as correct. Association for Democratic Reforms, Puducherry Election Watch and their volunteers are not responsible or liable for any damage arising directly or indirectly from the publication of this report.

Data in this Kit is presented in good faith, with an intention to inform voters. MLAs' Election Expenditure Affidavits from the CEO Website (<http://www.ceopuducherry.py.gov.in/>) is the source of this analysis. Website:- www.adrindia.org, www.myneta.info