

PRESS RELEASE

8th August, 2016

Analysis of Election Expenditure Statements of MLAs

Assam Assembly Elections, 2016

According to Section 78 of the Representation of the People Act, 1951, every contesting candidate has to lodge a true copy of his election expenses within 30 days from the date of declaration of result of election, with the District Election Officer in all States and Union Territories. Assam Election Watch and Association for Democratic Reforms (ADR) have analyzed all the election expenditure statements submitted after the Assam 2016 Assembly for 126 MLAs. The expenditure limit for the candidates during the Assam Assembly elections was Rs. 28 lakhs. These election expense documents include *details of expenses on public meeting and processions, campaigning through electronic and print media, expense on campaign workers, expense on vehicles used and expense on campaign materials.*

Recommendations:

1. Each candidate is required to file his election expenditure statement within 30 days of the results of the elections, the deadline in case of the Assam Assembly Elections being the 18th of June, 2016. However, it was observed that the election expenditure statements of the candidates were not uploaded on the CEO website till significantly after the deadline. **It is therefore recommended that the Abstract Expenditure Statement (Annexure 15) of the candidates is uploaded on the website of the CEO within 72 hours of the receipt of the statement.**
2. The deadline for filing an election petition against any candidate is 45 days after the declaration of the results. Generally, candidates submit their election expenditure statements towards the end of the 30 days given for submission of the statements. This leaves 15 days for any common citizen to file an election petition against any candidate. The deadline for filing an election petition should be increased in order to give the citizens time to scrutinize the election expenditure statements of the candidates and gather the relevant documents/proof etc for the election petition.
3. As has been instated in the filing of affidavits during the elections, the candidates should not be allowed to keep any field blank on the Abstract Election Expenditure statement (Annexure 15) and Schedule 1 to 9. The statements must be filled in a legible format and overwriting of amounts in the statement should be discouraged.

Table of Contents

ANALYSIS OF ELECTION EXPENDITURE STATEMENTS OF MLAS ASSAM ASSEMBLY ELECTIONS, 2016	1
SUMMARY AND HIGHLIGHTS OF ELECTION EXPENSES OF MLAS FROM THE ASSAM ASSEMBLY 2016 ELECTIONS	3
SUMMARY AND HIGHLIGHTS OF FUNDS RAISED BY MLAS IN THE ASSAM ASSEMBLY 2016 ELECTIONS	11
SUMMARY AND HIGHLIGHTS OF ELECTION EXPENSES OF MINISTERS FROM THE ASSAM ASSEMBLY ELECTIONS, 2016	12
SUMMARY AND HIGHLIGHTS OF FUNDS RAISED BY MINISTERS IN THE ASSAM ASSEMBLY 2016 ELECTIONS	14
TOP 10 MLAS WITH HIGHEST DECLARED ELECTION EXPENSES IN 2016 ASSAM ASSEMBLY ELECTIONS.....	15
10 LOWEST ELECTION EXPENSES DECLARED BY MLAS.....	16
PARTY-WISE AVERAGE EXPENSES DECLARED BY MLAS.....	17
AVERAGE SELF FUNDS USED FOR ELECTION CAMPAIGN (PARTY-WISE).....	17
AVERAGE FUNDS RAISED FROM POLITICAL PARTIES (PARTY-WISE).....	18
AVERAGE FUNDS RAISED FROM OTHER SOURCES (PARTY-WISE).....	18
PARTY-WISE AVERAGE EXPENSES ON PUBLIC MEETINGS, PROCESSIONS ETC WITH AND WITHOUT STAR CAMPAIGNERS.....	19
PARTY WISE AVERAGE ELECTION EXPENSE OF MLAS ON CAMPAIGN MATERIALS.....	20
PARTY WISE AVERAGE ELECTION EXPENSE OF MLAS ON ELECTRONIC MEDIA.....	20
PARTY WISE AVERAGE ELECTION EXPENSE OF MLAS ON CAMPAIGN VEHICLES.....	21
PARTY WISE AVERAGE ELECTION EXPENSE OF MLAS ON CAMPAIGN WORKERS.....	22
ELECTION EXPENSES DECLARED BY MLAS IN ASSAM ASSEMBLY ELECTIONS, 2016: FULL DETAILS.....	22
DISCLAIMER.....	34

Data in this Kit is presented in good faith, with an intention to inform voters. MLAs' Election Expenditure Affidavits from the CEO Website (<http://ceoassam.nic.in/>) is the source of this analysis.

Website:- www.adrindia.org, www.myneta.info

Summary and Highlights of Election Expenses of MLAs from the Assam Assembly 2016 Elections

1. **Less than 50% of the Limit:** Candidates have constantly claimed that the election expenditure limit set is very low. However, based on the election expense declarations of all 126 MLAs analysed from the 2016 Assam Assembly elections, **65 MLAs (52%) have declared election expenses of less than 50% of the expense limit** in their constituency.
2. **Average Election Expenses:** Based on the election expense declarations of 126 MLAs from Assam Assembly, the **average amount of money spent** by them in the elections is only about **Rs 14.78 lakhs, which is 53% of the expense limit**.
3. **Party-wise Average Election Expenses:** The party wise average election expenses shows that the average spending for **60 MLAs from BJP is Rs 15.11 lakhs** (54% of the expense limit), for **26 MLAs from INC is Rs 16.98 lakhs** (61% of the expense limit), for **14 MLAs from Asom Gana Parishad is Rs 14.04 Lakhs** (50% of the expense limit), for **13 MLAs from AIUDF is Rs 10.24 Lakhs** (37% of the expense limit), and for **12 MLAs from Bodoland Peopoles Front is Rs 14.75 Lakhs** (53% of the expense limit).

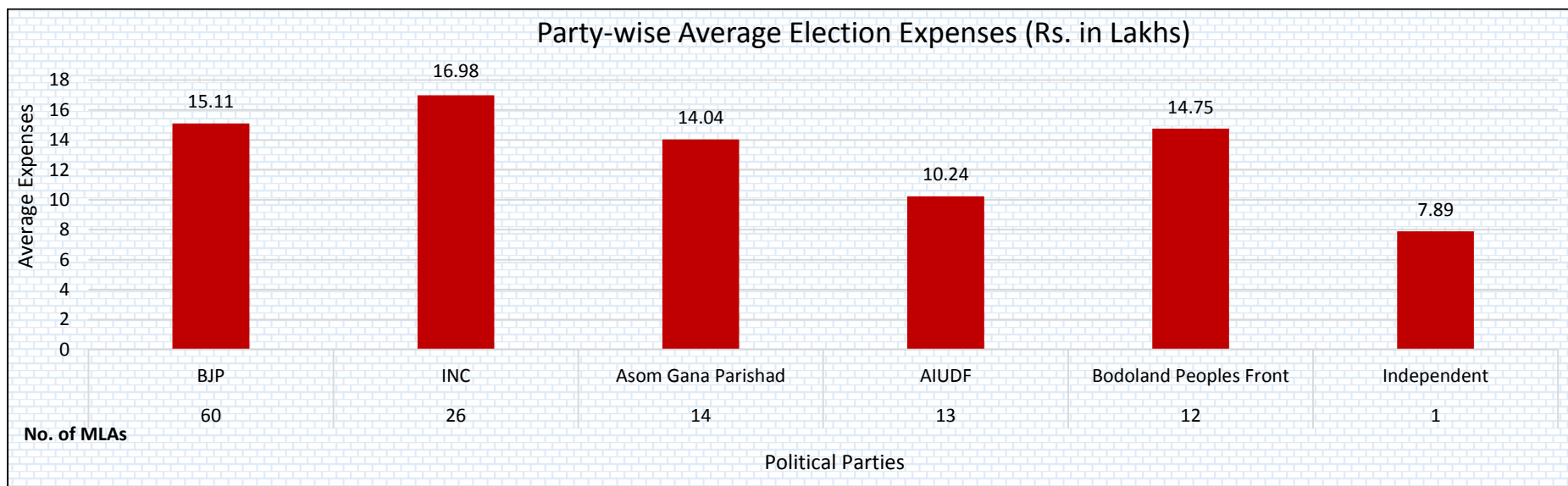


Figure 1: Party-wise Average Election Expenses (Rs. in lakhs)

Data in this Kit is presented in good faith, with an intention to inform voters. MLAs' Election Expenditure Affidavits from the CEO Website (<http://ceoassam.nic.in/>) is the source of this analysis.

Website:- www.adrindia.org, www.myneta.info

4. **Top 3 MLAs with highest Election Expenses:** The maximum expense of about **Rs 27.29 lakhs** (97% of the expense limit) has been declared by **Nandita Das of INC** from Boko(SC) constituency followed by **Rekibuddin Ahmed of INC** from Chaygaon constituency with an expense of **Rs 26.47 lakhs** (or 95% of the expense limit) and **Utpal Borah of BJP** from Gohpur constituency with an expense of **Rs 25.88 lakhs** (or 92% of the expense limit).
5. **MLAs with lowest Election Expenses:** Nijanur Rahman of **AIUDF** from Gauripur constituency has declared election expenditure of **Rs. 3.81 lakhs** followed by **Ananta Kumar Malo of AIUDF** from Abhayapuri South(SC) Constituency with election expenses of **Rs. 4.80 lakhs** and **Suzamuddin Laskar of AIUDF Party** from Katlichera Constituency with election expenses of **Rs. 5.11 lakhs**.
6. **Expense on Public Meeting, Rally, and Processions with Star Campaigners:** Out of the 126 MLAs analyzed, **33 (26%) MLAs** have declared that **they have not spent ANY amount** on public meetings, processions etc with Star Campaigners.
7. **Expense on Public Meetings, Rally, and Processions other than the ones with Star Campaigners:** **All MLAs** have declared expenses on public meetings, processions etc other than the ones with star campaigners.

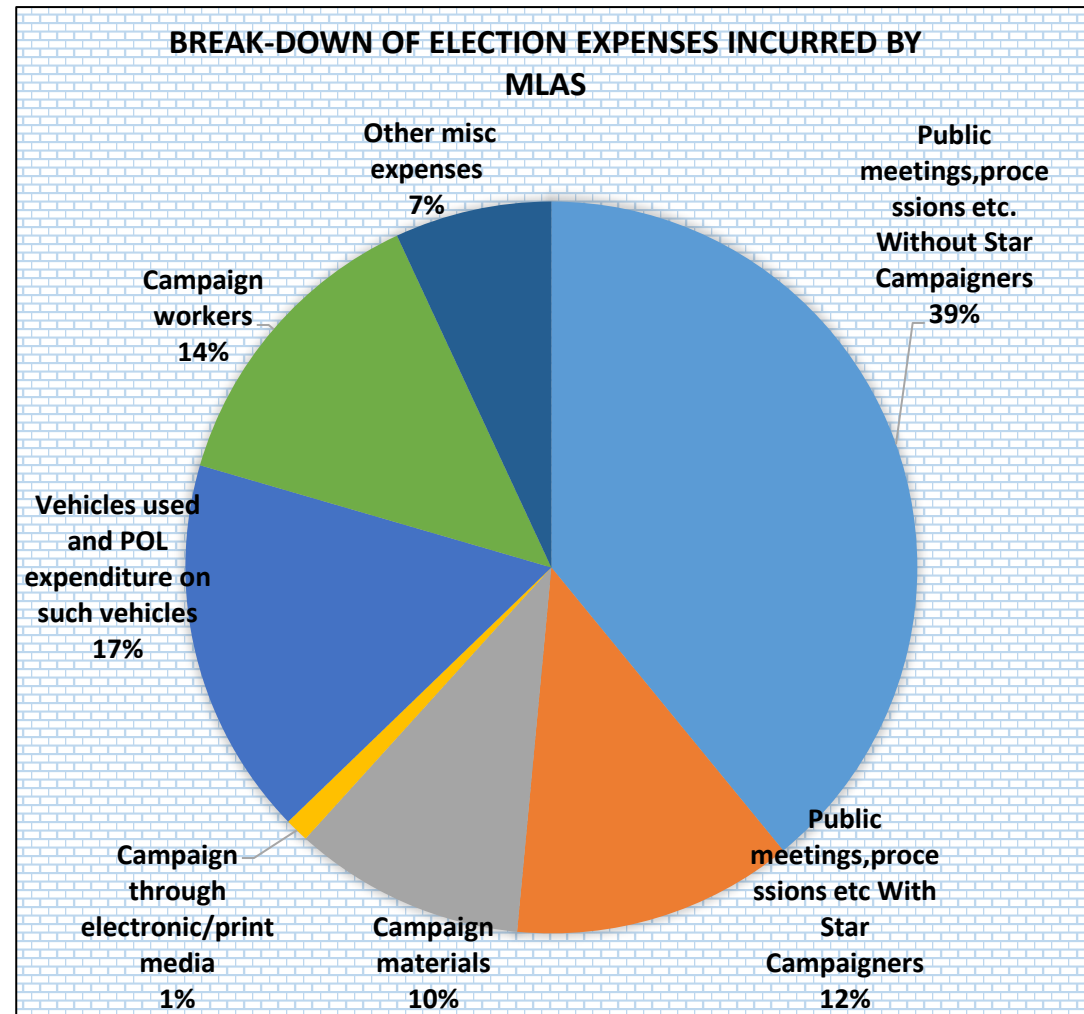


Figure 2: Break-down of Election Expenses Incurred by MLAs

8. **Expense on Campaigning through electronic/print media:** 108 (86%) MLAs have declared that they have not spent ANY amount on campaigning through electronic/print media.
9. **Expense on Campaign Workers:** 24 (19%) MLAs have declared that they have not spent ANY amount on campaign workers.
10. **Expense on Vehicles used:** 4 (3%) MLAs have declared that they have not spent ANY amount on Vehicles Used.
11. **Expense on Campaign Materials:** 33 (26%) MLAs have declared that they have not spent ANY amount on Campaign Materials.
12. **Party-wise average expenses on Public Meetings, Processions with Star Campaigner:**

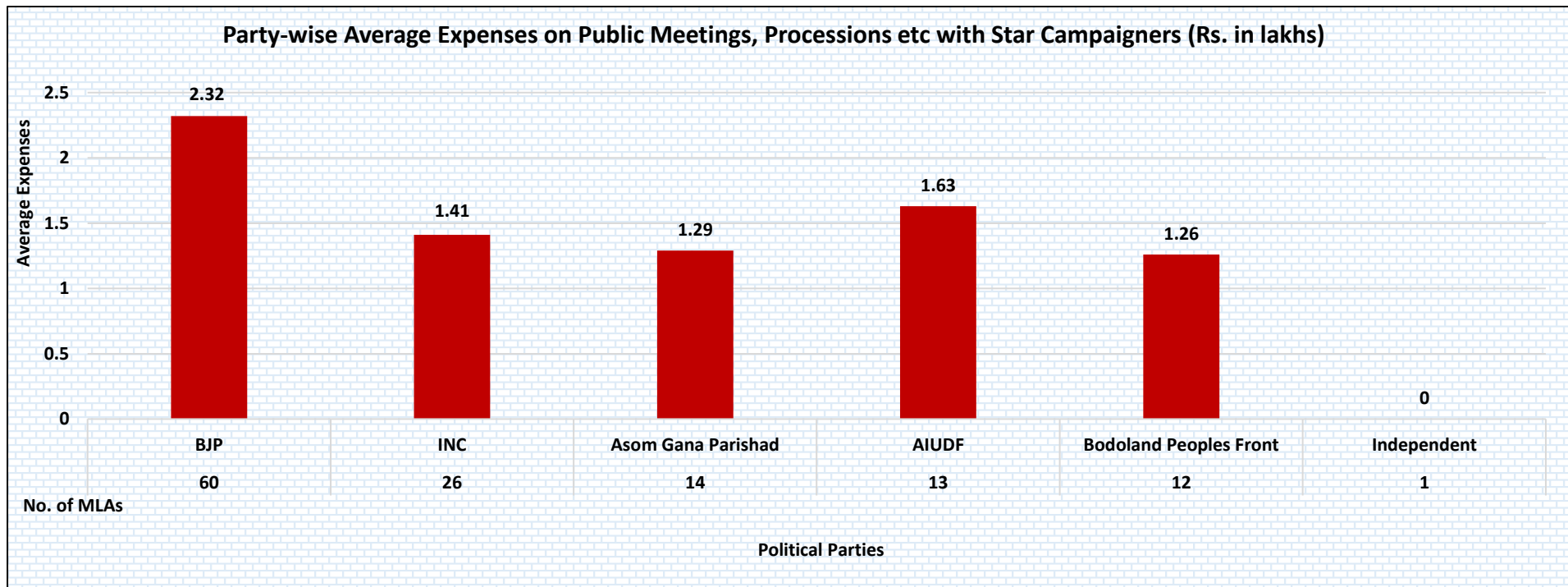


Figure 3: Party-wise Average Expenses on Public Meetings, Processions etc with Star Campaigners (Rs. in lakhs)

Data in this Kit is presented in good faith, with an intention to inform voters. MLAs' Election Expenditure Affidavits from the CEO Website (<http://ceoassam.nic.in/>) is the source of this analysis.
Website:- www.adrindia.org, www.myneta.info

13. Party-wise average expenses on Public Meetings, Processions without Star Campaigner:

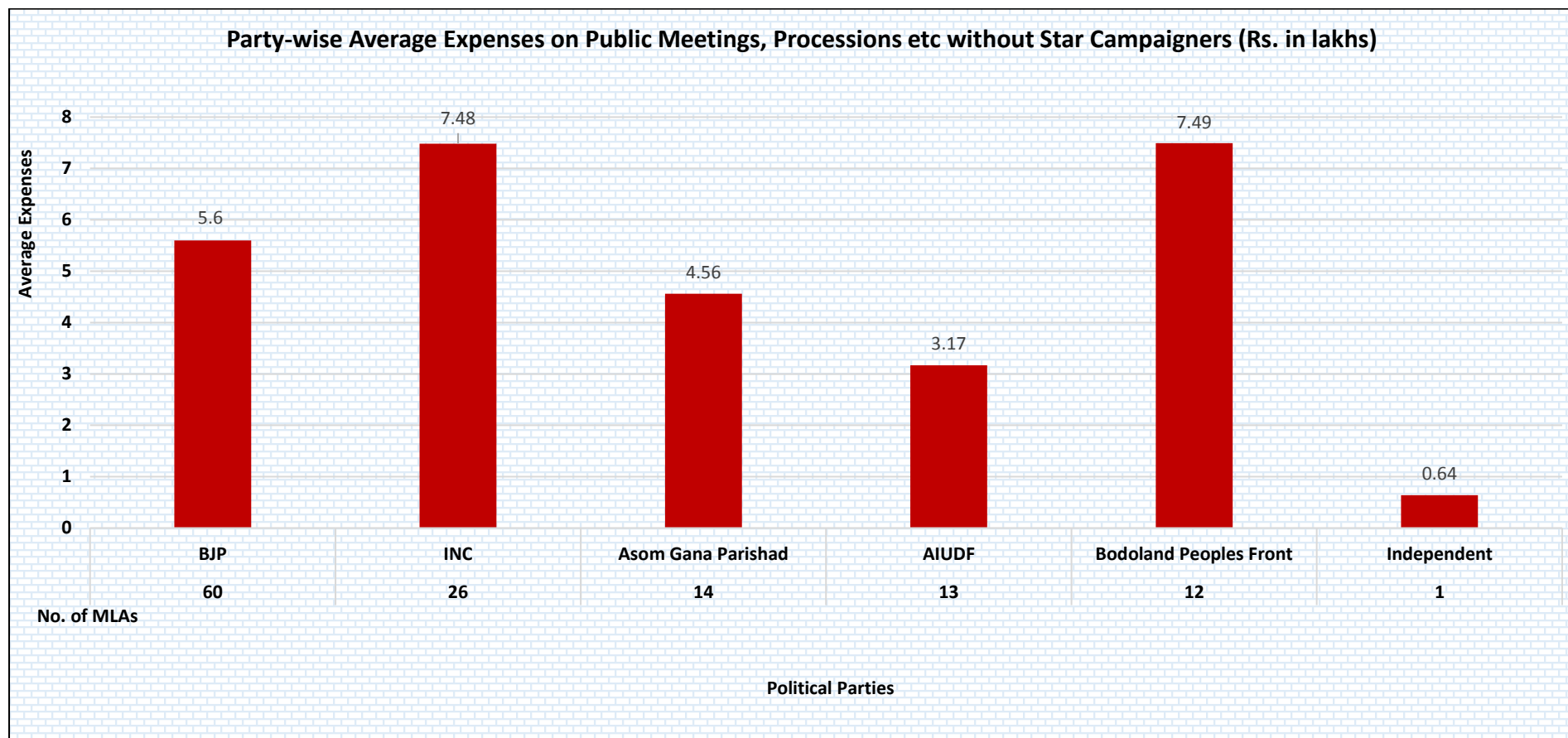


Figure 4: Party-wise Average Expenses on Public Meetings, Processions etc without Star Campaigners (Rs. in lakhs)

Data in this Kit is presented in good faith, with an intention to inform voters. MLAs' Election Expenditure Affidavits from the CEO Website (<http://ceoassam.nic.in/>) is the source of this analysis.
Website:- www.adrindia.org, www.myneta.info

14. Party-wise average expenses on Campaign Materials:

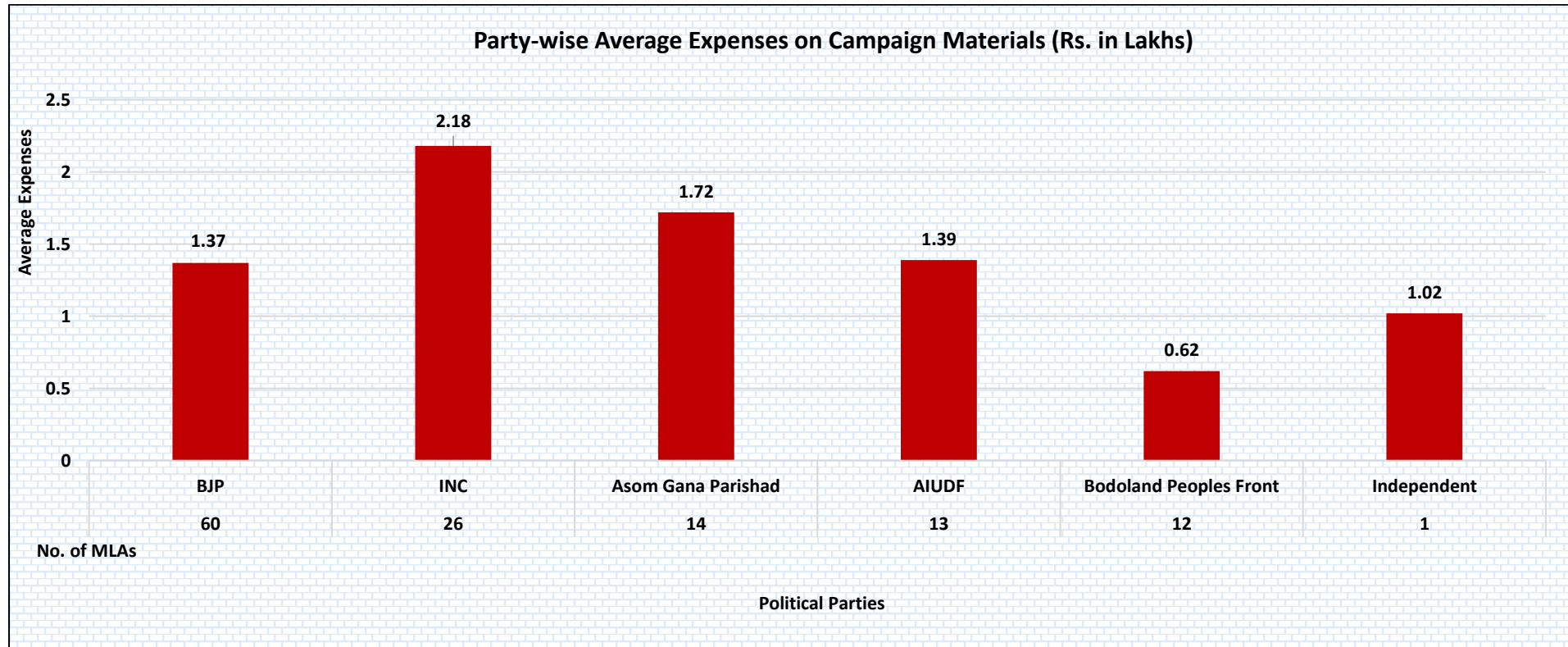


Figure 5: Party-wise Average Expenses on Campaign Materials (Rs. in lakhs)

15. Party-wise average expenses on Electronic Media:

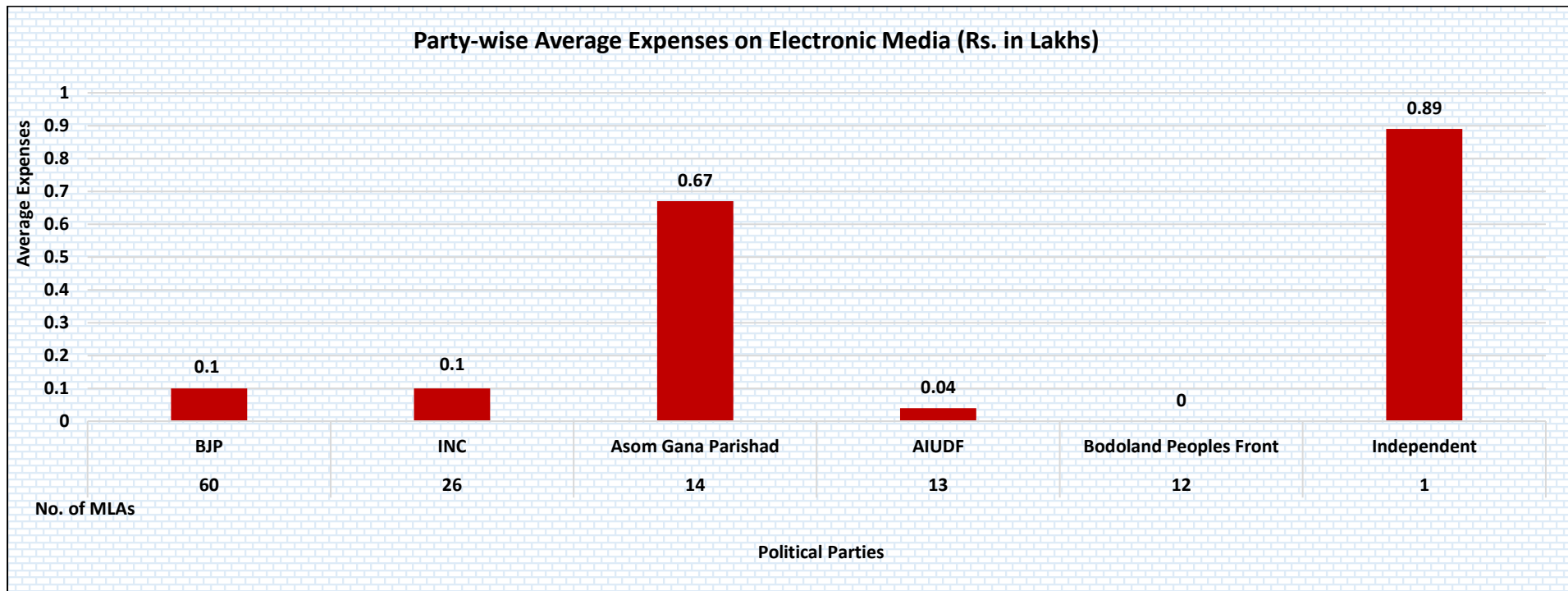


Figure 6: Party-wise Average Expenses on Electronic Media (Rs. in lakhs)

16. Party-wise average expenses on Campaign Vehicles:

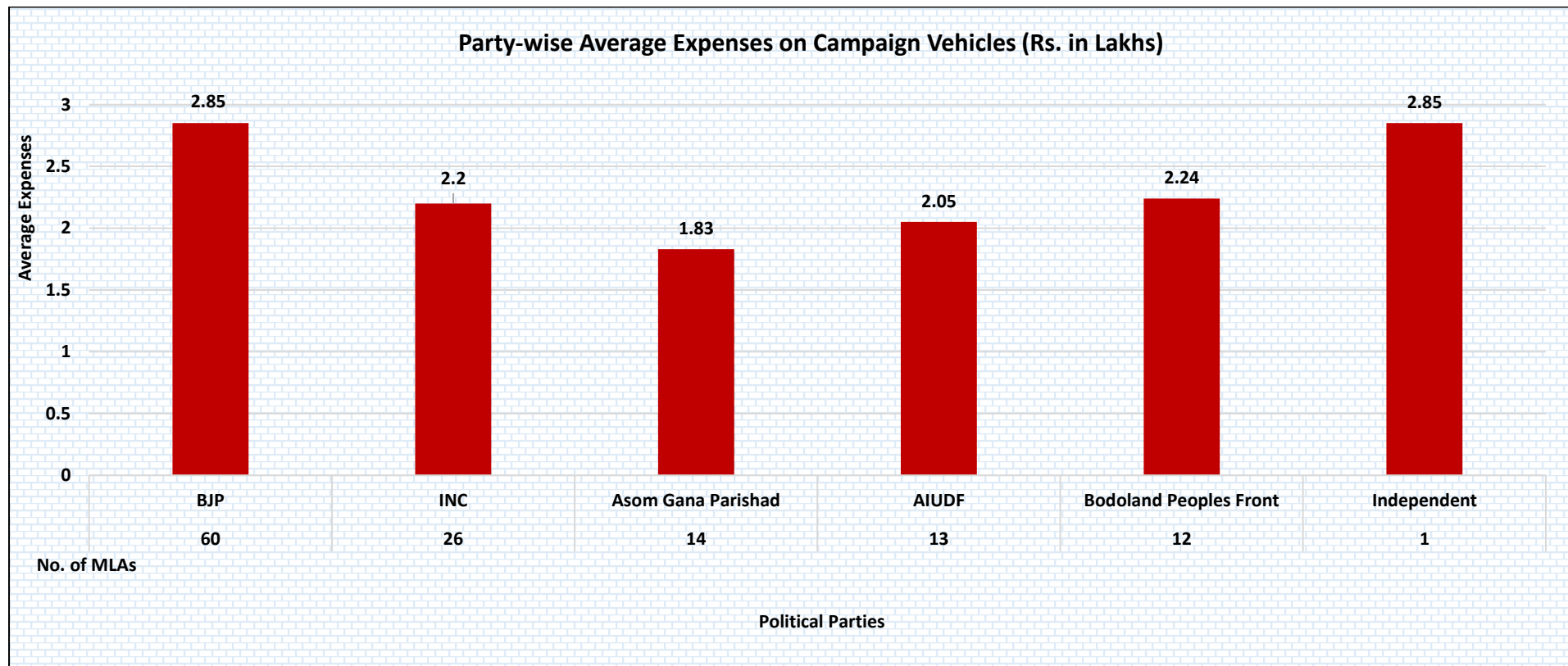


Figure 7: Party-wise Average Expenses on Campaign Vehicles (Rs. in lakhs)

Data in this Kit is presented in good faith, with an intention to inform voters. MLAs' Election Expenditure Affidavits from the CEO Website (<http://ceoassam.nic.in/>) is the source of this analysis.
Website:- www.adrindia.org, www.myneta.info

17. Party-wise average expenses on Campaign Workers:

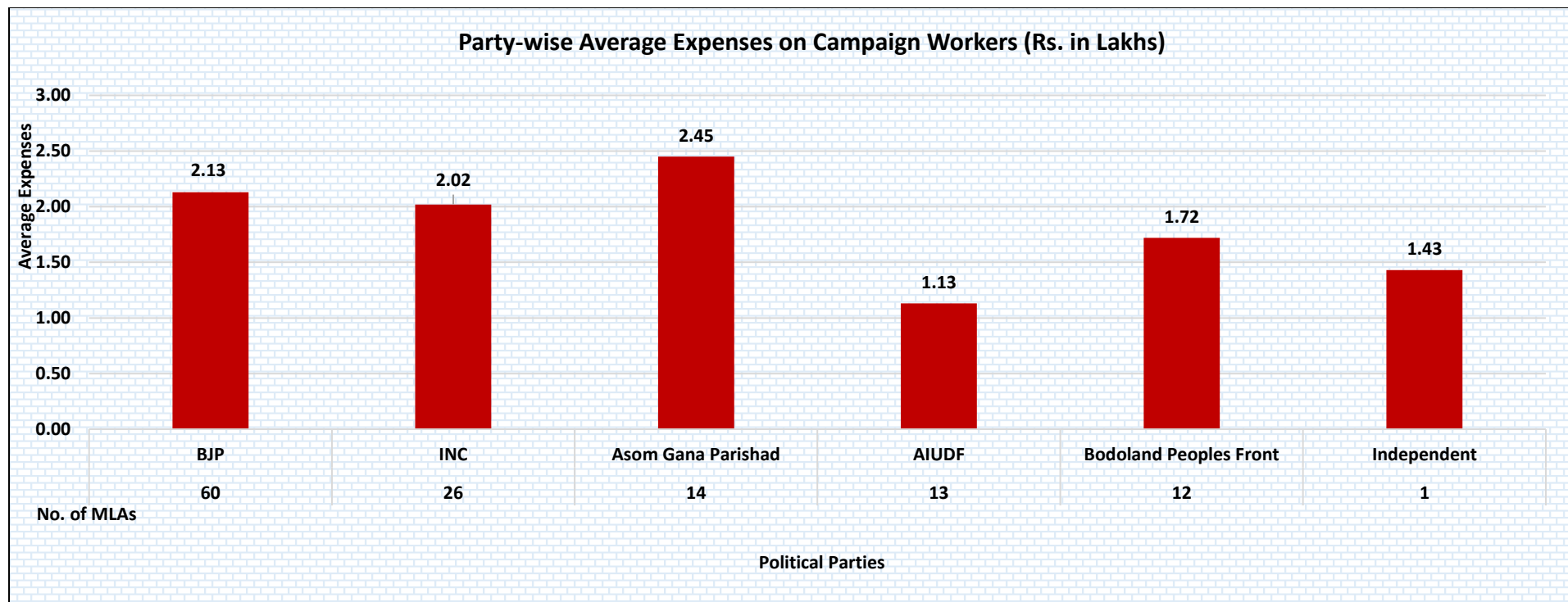


Figure 8: Party-wise Average Expenses on Campaign Workers (Rs. in lakhs)

Data in this Kit is presented in good faith, with an intention to inform voters. MLAs' Election Expenditure Affidavits from the CEO Website (<http://ceoassam.nic.in/>) is the source of this analysis.
Website:- www.adrindia.org, www.myneta.info

Summary and Highlights of Funds Raised by MLAs in the Assam Assembly 2016 Elections

- 1. Percentage break-down of funds received by MLAs:** Out of the total funds received by MLAs, 48% funds were raised from political parties, 28% were raised by MLAs themselves and 24% funds were raised from other sources.
- 2. MLAs Who Raised Funds from Political Parties:** Out of the 126 MLAs analyzed, 33(26%) MLAs have declared that they have not received any funds from political parties.
- 3. MLAs Who Raised Funds through any person/ company/ firm/ associations/ body of persons etc as loan, gift or donation etc:** Out of the 126 MLAs analyzed, 46(37%) MLAs have declared that they have not received any funds from any person/ company/ firm/ associations/ body of persons etc as loan, gift or donation etc.
- 4. Self funds used for election campaign:** Out of the 126 MLAs analyzed, 10 (8%) MLAs have declared that they have not used any of their own funds for their election campaign.

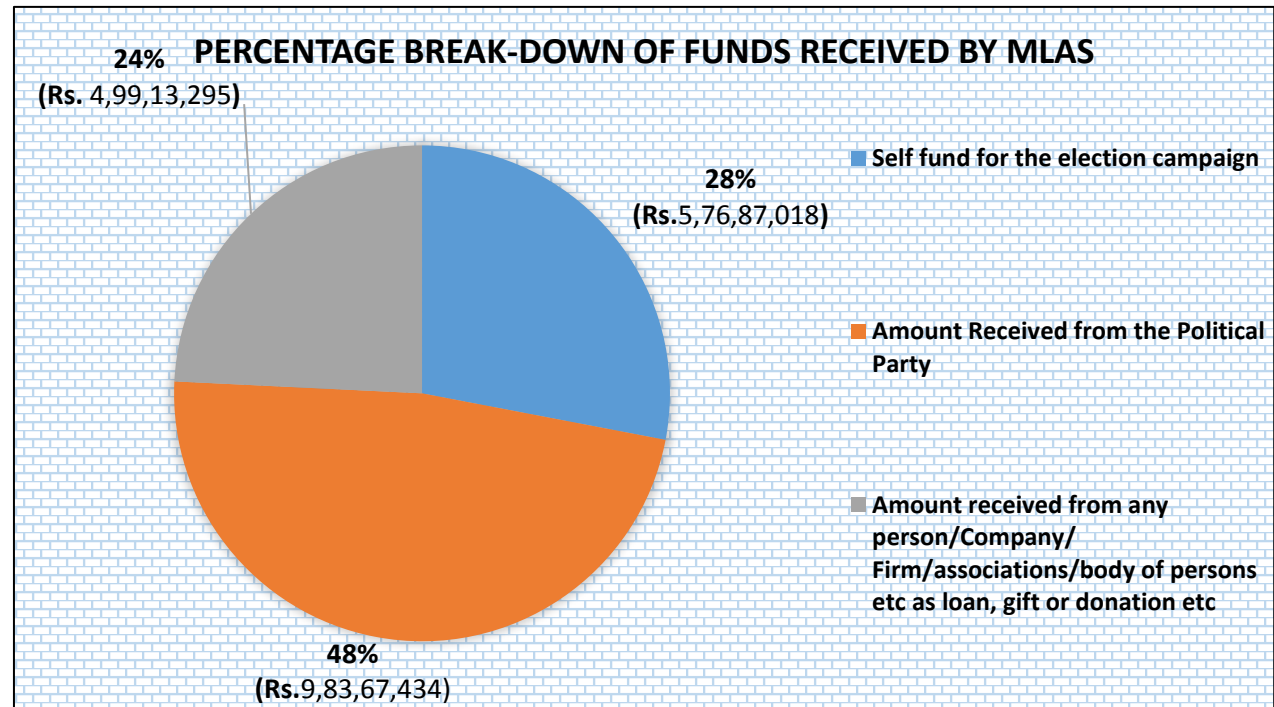


Figure 9: Percentage Break-down of Funds Raised by MLAs

Data in this Kit is presented in good faith, with an intention to inform voters. MLAs' Election Expenditure Affidavits from the CEO Website (<http://ceoassam.nic.in/>) is the source of this analysis.

Website:- www.adrindia.org, www.myneta.info

5. **Average funds raised from Political Parties (Party-wise):** On an average an MLA from BJP raised 60 % of his/her election expense funds from the political party. Similarly, an MLA from INC raised 68% of his/her election expense funds, an Asom Gana Parishad MLA raised 4 % , an AIUDF MLA raised 8 % and a Bodoland Peoples Front MLA raised 10 % of their election expense funds from the political party.
6. **Average funds raised through any person/company/firm/associations/body of persons etc as loan, gift or donation etc (Party-wise):** On an average an MLA from BJP raised 21% of his/her election expense funds from any person/company/firm/associations/body of persons etc as loan, gift or donation. Similarly, an MLA from INC raised 12% of his/her election expense funds, an MLA from Asom Gana Parishad 48% of his/her election expense funds, an MLA from AIUDF raised 20% of his/her election expense funds and an Bodoland Peoples Front MLA raised on an average 50% of their expense funds from any person/ company/ firm/ associations/ body of persons etc as loan, gift or donation.

Summary and Highlights of Election Expenses of Ministers from the Assam Assembly Elections, 2016

1. **Less than 50% of the Limit:** Based on the election expense declarations of all 11 Ministers analysed from Assam Assembly 2016, **3 Ministers (27%)** have declared election expenses of less than 50% of the expense limit in their constituency.
2. **Average Election Expenses:** Based on the election expense declarations of all 11 Ministers from Assam Assembly 2016, the **average amount of money spent** by them in the elections is only about **Rs 17.33 lakhs, which is 62% of the expense limit.**
3. **Top 3 Ministers with highest Election Expenses:** The maximum expense of about **Rs 25.26 Lakhs** (90% of the expense limit) has been declared by **Sarbananda Sonowal of BJP** from Majuli(ST) constituency followed by **Atul Bora of Asom Gana Parishad** from Bokakhat constituency with an expense of **Rs 22.44 lakhs** (or 80% of the expense limit) and **Himanta Biswa Sarma of BJP** from Jalukbari constituency with an expense of **Rs 22.09 Lakhs** (or 79% of the expense limit)
4. **Ministers with lowest Election Expenses:** **Rihon Daimari of Bodoland Peoples Front** from Udalguri (ST) Constituency has declared an election expenditure of **Rs. 10.75 lakhs** (38% of the expense limit). He is followed by **Sri Parimal Suklabadya of BJP** from Dholai (SC) constituency who has declared election expenditure of **Rs. 11.25 lakhs** (40% of the expense limit), and **Pallab Lochan Das of BJP** from Rangapara Constituency with election expenses of **Rs. 13.08 lakhs** (47% of the expense limit).

Data in this Kit is presented in good faith, with an intention to inform voters. MLAs' Election Expenditure Affidavits from the CEO Website (<http://ceoassam.nic.in/>) is the source of this analysis.

Website:- www.adrindia.org, www.myneta.info

5. **Expense on Public Meeting, Rally, and Processions with Star Campaigners:** All Ministers have declared expenses on public meetings, processions etc with star campaigners.
6. **Expense on Public Meetings, Rally, and Processions other than the ones with Star Campaigners:** All Ministers have declared expenses on public meetings, processions etc other than the ones with star campaigners.
7. **Expense on Campaigning through electronic/print media:** 8 (73%) Ministers have declared that they have **not spent ANY amount** on campaigning through electronic/print media.
8. **Expense on Campaign Workers:** All Ministers have declared expenses on campaign workers.
9. **Expense on Vehicles used:** All ministers have declared expenses on Vehicles Used. Chandra Mohan Patowary of BJP from Dharmapur Constituency declared the lowest amount of Rs. 38,500 (2% of his total expense declared) on vehicles.
10. **Expense on Campaign Materials:** 2 (18%) Ministers have declared that they have **not spent ANY amount** on Campaign Materials.

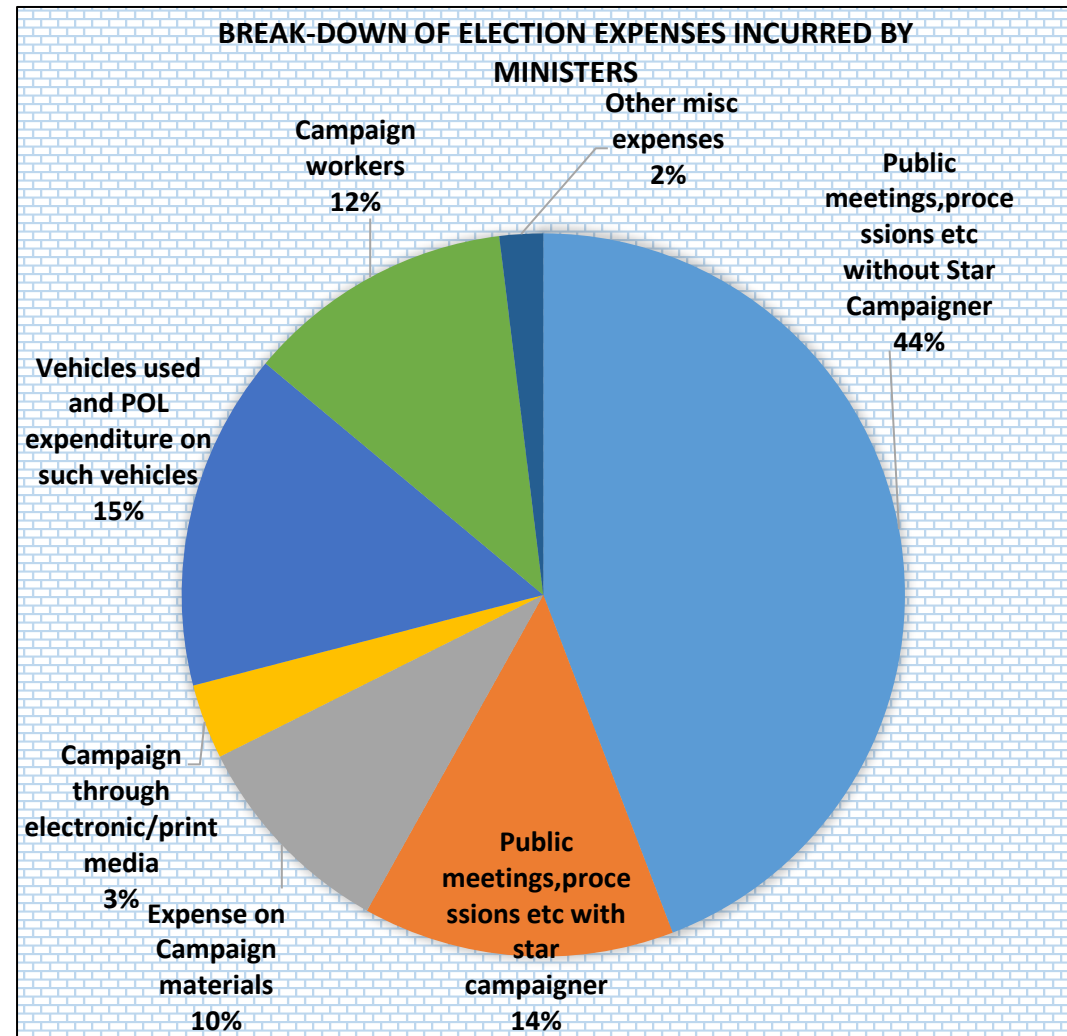


Figure 10: Break-down of Election Expenses Incurred by Ministers

Data in this Kit is presented in good faith, with an intention to inform voters. MLAs' Election Expenditure Affidavits from the CEO Website (<http://ceoassam.nic.in/>) is the source of this analysis.

Website:- www.adrindia.org, www.myneta.info

Summary and Highlights of Funds Raised by Ministers in the Assam Assembly 2016 Elections

1. **Percentage break-down of funds received by Ministers:** Out of the total funds received by Ministers, 39% funds were raised from political parties, 19% were raised by Ministers themselves and 42% funds were raised from other sources.
2. **Ministers Who Raised Funds from Political Party:** Out of the all 11 Ministers analyzed, 2 (18%) Ministers have declared that they have not received any funds from political parties.
3. **Ministers Who Raised Funds through any person/ company/ firm/ associations/ body of persons etc as loan, gift or donation etc:** Out of the 11 Ministers analyzed, 3 (27%) Ministers have declared that they have not received any funds from any person/ company/ firm/ associations/ body of persons etc as loan, gift or donation etc.

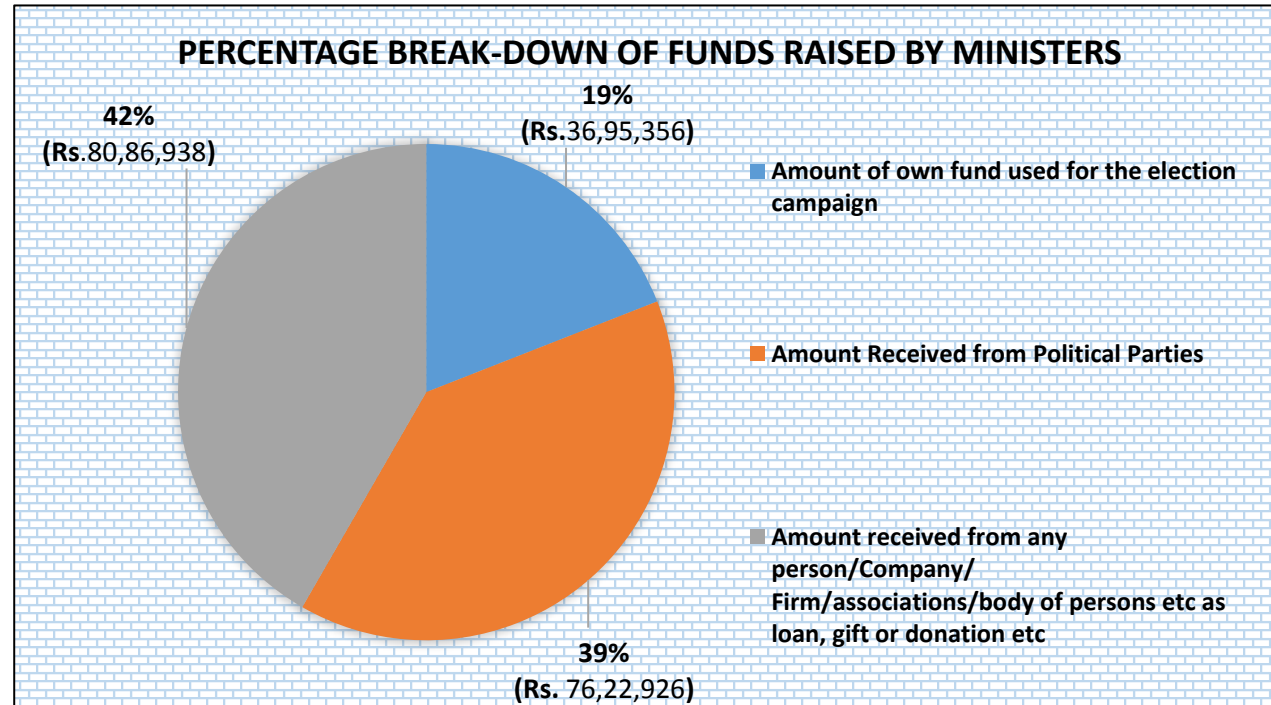


Figure 11: Percentage Break-down of Funds Raised by Ministers

Data in this Kit is presented in good faith, with an intention to inform voters. MLAs' Election Expenditure Affidavits from the CEO Website (<http://ceoassam.nic.in/>) is the source of this analysis.

Website:- www.adrindia.org, www.myneta.info

Top 10 MLAs with highest declared election expenses in 2016 Assam Assembly Elections

The maximum expense of about **Rs 27.29 lakhs** (97% of the expense limit) has been declared by **Nandita Das of INC** from Boko (SC) constituency followed by **Rekibuddin Ahmed of INC** from Chaygaon constituency with an expense of **Rs 26.47 lakhs** (or 95% of the expense limit) and **Utpal Borah of BJP** from Gohpur constituency with an expense of **Rs 25.88 lakhs** (or 92% of the expense limit).

S.No.	Name	District	Constituency	Party	Expenditure incurred/authorized by MLAs			Expense Limit (Rs.)	Total expenses incurred/authorized (Rs.)	Difference between Total Expense incurred and Expense Limit (Rs.)	% of limit reached
					Candidate/his election agent (Rs.)	Political party which setup him up (Rs.)	Any other association/body of persons/individual (Rs.)				
1	NANDITA DAS	KAMRUP	BOKO (SC)	INC	0	0	0	28,00,000 28 Lacs+	27,29,940 27 Lacs+	70,060 70 Thou+	97%
2	REKIBUDDIN AHMED	KAMRUP	CHAYGAON	INC	26,47,704	0	0	28,00,000 28 Lacs+	26,47,704 26 Lacs+	1,52,296 1 Lacs+	95%
3	UTPAL BORAH	GOHPUR	GOHPUR	BJP	7,63,593	10,00,000	8,25,000	28,00,000 28 Lacs+	25,88,594 25 Lacs+	2,11,406 2 Lacs+	92%
4	SUMAN HARIPRIYA	KAMRUP	HAJO	BJP	25,72,077	0	0	28,00,000 28 Lacs+	25,72,077 25 Lacs+	2,27,923 2 Lacs+	92%
5	SARBANANDA SONOWAL	MAJULI	MAJULI (ST)	BJP	14,16,400	11,10,000	0	28,00,000 28 Lacs+	25,26,400 25 Lacs+	2,73,600 2 Lacs+	90%
6	BIR BHADRA HAGJER	DIMA HASAO	HAFLONG (ST)	BJP	4,00,000	10,00,000	3,40,761	28,00,000 28 Lacs+	25,11,305 25 Lacs+	2,88,695 2 Lacs+	90%
7	ATUL BORA	KAMRUP METRO	DISPUR	BJP	22,32,693	1,50,000	0	28,00,000 28 Lacs+	23,82,693 23 Lacs+	4,17,307 4 Lacs+	85%
8	TARUN GOGOI	TITABAR	TITABAR	INC	4,93,757	15,64,883	3,00,000	28,00,000 28 Lacs+	23,58,640 23 Lacs+	4,41,360 4 Lacs+	84%
9	SIDDHARTHA BHATTACHARYA	KAMRUP METRO	GAUHATI EAST	BJP	23,51,373	0	0	28,00,000 28 Lacs+	23,51,373 23 Lacs+	4,48,627 4 Lacs+	84%
10	ATUL BORA	BOKAKHAT	BOKAKHAT	Asom Gana Parishad	13,45,191	3,79,003	5,20,790	28,00,000 28 Lacs+	22,44,984 22 Lacs+	5,55,016 5 Lacs+	80%

Table 1: Top 10 highest expenses declared by MLAs

Data in this Kit is presented in good faith, with an intention to inform voters. MLAs' Election Expenditure Affidavits from the CEO Website (<http://ceoassam.nic.in/>) is the source of this analysis.

Website:- www.adrindia.org, www.myneta.info

10 lowest election expenses declared by MLAs

Nijanur Rahman of AIUDF from Gauripur constituency has declared election expenditure of **Rs. 3.81 lakhs** followed by **Ananta Kumar Malo of AIUDF** from Abhayapuri South (SC) Constituency with election expenses of **Rs. 4.80 lakhs** and **Suzamuddin Laskar of AIUDF Party** from Katlichera Constituency with election expenses of **Rs. 5.11 lakhs**.

S.No.	Name	District	Constituency	Whether expenses lodged	Expenditure incurred/authorized by MLAs			Expense Limit (Rs.)	Total expenses incurred/authorized (Rs.)	Difference between Total Expense incurred and Expense Limit (Rs.)	% of limit reached
					Candidate/his election agent (Rs.)	Political party which setup him up (Rs.)	Any other association/body of persons/individual (Rs.)				
1	NIJANUR RAHMAN	DHUBRI	GAURIPUR	Yes	3,81,589	0	0	28,00,000 28 Lacs+	3,81,589 3 Lacs+	24,18,411 24 Lacs+	14%
2	ANANTA KUMAR MALO	NORTH SALMARA	ABHAYAPURI SOUTH (SC)	Yes	4,80,673	0	0	28,00,000 28 Lacs+	4,80,673 4 Lacs+	23,19,327 23 Lacs+	17%
3	SUZAM UDDIN LASKAR	HAILAKANDI	KATLICHERA	Yes	3,88,630	0	0	28,00,000 28 Lacs+	5,11,630 5 Lacs+	22,88,370 22 Lacs+	18%
4	RENUPOMA RAJKHOWA	JORHAT	TEOK	Yes	3,92,100	82,650	99,987	28,00,000 28 Lacs+	5,74,737 5 Lacs+	22,25,263 22 Lacs+	21%
5	PABINDRA DEKA	BAJALI	PATACHAR KUCHI	Yes	6,90,424	0	70,000	28,00,000 28 Lacs+	7,60,424 7 Lacs+	20,39,576 20 Lacs+	27%
6	ABUL KALAM RASHEED ALAM	GOALPARA	GOALPARA EAST	Yes	0	7,98,690	0	28,00,000 28 Lacs+	7,73,190 7 Lacs+	20,26,810 20 Lacs+	28%
7	BHUBON PEGU	JONAI	JONAI (ST)	Yes	8,78,690	0	0	28,00,000 28 Lacs+	7,89,250 7 Lacs+	20,10,750 20 Lacs+	28%
8	MAMUN IMDADUL HAQUE CHAUDHURY	LAKHIMPUR	NAOBOICHA	Yes	7,92,600	0	0	28,00,000 28 Lacs+	7,92,600 7 Lacs+	20,07,400 20 Lacs+	28%
9	BINOD HAZARIKA	DIBRUGARH	CHABUA	Yes	7,97,567	0	0	28,00,000 28 Lacs+	7,97,567 7 Lacs+	20,02,433 20 Lacs+	28%
10	PIJUSH HAZARIKA	MARIGAON	JAGIROAD (SC)	Yes	8,03,829	0	0	28,00,000 28 Lacs+	8,03,829 8 Lacs+	19,96,171 19 Lacs+	29%

Table 2: 10 lowest election expenses declared by MLAs

Data in this Kit is presented in good faith, with an intention to inform voters. MLAs' Election Expenditure Affidavits from the CEO Website (<http://ceoassam.nic.in/>) is the source of this analysis.

Website:- www.adrindia.org, www.myneta.info

Party-wise Average Expenses declared by MLAs

The party wise average election expenses shows that the average spending for **60 MLAs from BJP** is Rs **15.11 lakhs** (54% of the expense limit), for **26 MLAs from INC** is Rs **16.98 lakhs** (61% of the expense limit), for **14 MLAs from Asom Gana Parishad** is Rs **14.04 Lakhs** (50% of the expense limit), for **13 MLAs from AIUDF** is Rs **10.24 Lakhs** (37% of the expense limit), and for **12 MLAs from Bodoland Pepoles Front** is Rs **14.75 Lakhs** (53% of the expense limit).

S.No.	Party	No. of MLAs Analyzed	Average Limit (Rs.)	Average Election Expense (Rs.)	% of Average Limit
1	BJP	60	28,00,000 28 Lacs+	15,11,023 15 Lacs+	54 %
2	INC	26	28,00,000 28 Lacs+	16,98,152 16 Lacs+	61 %
3	Asom Gana Parishad	14	28,00,000 28 Lacs+	14,04,256 14 Lacs+	50 %
4	AIUDF	13	28,00,000 28 Lacs+	10,24,265 10 Lacs+	37 %
5	Bodoland Peoples Front	12	28,00,000 28 Lacs+	14,75,907 14 Lacs+	53 %
6	IND	1	28,00,000 28 Lacs+	7,89,250 7 Lacs+	28 %
Total		126	28,00,000 28 Lacs+	14,78,480 14 Lacs+	53 %

Table 3: Party-wise Average Expenses declared by MLAs

Average self funds used for Election Campaign (Party-wise)

S.No.	Party	No. of MLAs Analyzed	Average Total (Rs.)	Average Self Funds (Rs.)	% of Average Total
1	BJP	60	16,50,086.38 16 Lacs+	3,15,047.66 3 Lacs+	19 %
2	INC	26	19,63,024.84 19 Lacs+	3,83,026.42 3 Lacs+	20 %
3	Asom Gana Parishad	14	14,31,140.35 14 Lacs+	6,84,154.85 6 Lacs+	48 %
4	AIUDF	13	11,23,852.30 11 Lacs+	8,09,956.30 8 Lacs+	72 %

Data in this Kit is presented in good faith, with an intention to inform voters. MLAs' Election Expenditure Affidavits from the CEO Website (<http://ceoassam.nic.in/>) is the source of this analysis.

Website:- www.adrindia.org, www.myneta.info

S.No.	Party	No. of MLAs Analyzed	Average Total (Rs.)	Average Self Funds (Rs.)	% of Average Total
5	Bodoland Peoples Front	12	17,07,468.58 17 Lacs+	6,93,155.91 6 Lacs+	41 %
6	IND	1	7,89,250 7 Lacs+	4,00,000 4 Lacs+	51 %

Table 4: Average self funds used for Election Campaign (Party-wise)

Average funds raised from Political Parties (Party-wise)

S.No.	Party	No. of MLAs Analyzed	Average Total (Rs.)	Average Party Funds (Rs.)	% of Average Total
1	BJP	60	16,50,086.38 16 Lacs+	9,94,572.66 9 Lacs+	60 %
2	INC	26	19,63,024.84 19 Lacs+	13,35,915.50 13 Lacs+	68 %
3	Asom Gana Parishad	14	14,31,140.35 14 Lacs+	54,755.42 54 Thou+	4 %
4	AIUDF	13	11,23,852.30 11 Lacs+	93,846.15 93 Thou+	8 %
5	Bodoland Peoples Front	12	17,07,468.58 17 Lacs+	1,64,391.25 1 Lacs+	10 %
6	IND	1	7,89,250 7 Lacs+	0	0 %

Table 5: Average funds raised from Political Parties (Party-wise)

Average funds raised from Other Sources (Party-wise)

S.No.	Party	No. of MLAs Analyzed	Average Total (Rs.)	Average Funds from other organizations and bodies (Rs.)	% of Average Total
1	BJP	60	16,50,086.38 16 Lacs+	3,40,449.38 3 Lacs+	21 %
2	INC	26	19,63,024.84 19 Lacs+	2,44,082.92 2 Lacs+	12 %
3	Asom Gana Parishad	14	14,31,140.35 14 Lacs+	6,92,230.07 6 Lacs+	48 %

Data in this Kit is presented in good faith, with an intention to inform voters. MLAs' Election Expenditure Affidavits from the CEO Website (<http://ceoassam.nic.in/>) is the source of this analysis.

Website:- www.adrindia.org, www.myneta.info

S.No.	Party	No. of MLAs Analyzed	Average Total (Rs.)	Average Funds from other organizations and bodies (Rs.)	% of Average Total
4	AIUDF	13	11,23,852.30 11 Lacs+	2,20,049.84 2 Lacs+	20 %
5	Bodoland Peoples Front	12	17,07,468.58 17 Lacs+	8,49,921.41 8 Lacs+	50 %
6	IND	1	7,89,250 7 Lacs+	3,89,250 3 Lacs+	49 %

Table 6: Average funds raised from Other Sources (Party-wise)

Party-wise Average Expenses on Public Meetings, Processions etc with and without Star Campaigners

S.No.	Party	No. of MLAs Analyzed	Average Limit (Rs.)	Average Election Expense (Rs.)	Average Expense on Meetings, Processions etc with star campaigners (Rs.)	% of Average Expense on Meetings, Processions etc with star campaigners	Average Expense on Meetings, Processions etc without star campaigners (Rs.)	% of Average Expense on Meetings, Processions etc without star campaigners
1	BJP	60	28,00,000 28 Lacs+	15,11,023 15 Lacs+	2,32,458 2 Lacs+	15 %	5,60,005 5 Lacs+	37 %
2	INC	26	28,00,000 28 Lacs+	16,98,152 16 Lacs+	1,41,069 1 Lacs+	8 %	7,48,166 7 Lacs+	44 %
3	Asom Gana Parishad	14	28,00,000 28 Lacs+	14,04,256 14 Lacs+	1,29,945 1 Lacs+	9 %	4,56,368 4 Lacs+	33 %
4	AIUDF	13	28,00,000 28 Lacs+	10,24,265 10 Lacs+	1,63,402 1 Lacs+	16 %	3,17,312 3 Lacs+	31 %
5	Bodoland Peoples Front	12	28,00,000 28 Lacs+	14,75,907 14 Lacs+	1,26,582 1 Lacs+	9 %	7,49,965 7 Lacs+	51 %
6	IND	1	28,00,000 28 Lacs+	7,89,250 7 Lacs+	0	0 %	64,290 64 Thou+	8 %
Total		126	28,00,000 28 Lacs+	14,78,480 14 Lacs+	1,83,157 1 Lacs+	12 %	5,76,434 5 Lacs+	39 %

Table 7: Party-wise Average Expenses on Public Meetings, Processions etc with and without Star Campaigners

Data in this Kit is presented in good faith, with an intention to inform voters. MLAs' Election Expenditure Affidavits from the CEO Website (<http://ceoassam.nic.in/>) is the source of this analysis.

Website:- www.adrindia.org, www.myneta.info

Party Wise Average Election Expense of MLAs on Campaign Materials

S.No.	Party	No. of MLAs Analyzed	Average Limit (Rs.)	Average Election Expense (Rs.)	Average Expense on Campaign Materials (Rs.)	% of Average Avg Expense on Campaign Materials
1	BJP	60	28,00,000 28 Lacs+	15,11,023 15 Lacs+	1,37,112 1 Lacs+	9 %
2	INC	26	28,00,000 28 Lacs+	16,98,152 16 Lacs+	2,18,518 2 Lacs+	13 %
3	Asom Gana Parishad	14	28,00,000 28 Lacs+	14,04,256 14 Lacs+	1,72,910 1 Lacs+	12 %
4	AIUDF	13	28,00,000 28 Lacs+	10,24,265 10 Lacs+	1,39,808 1 Lacs+	14 %
5	Bodoland Peoples Front	12	28,00,000 28 Lacs+	14,75,907 14 Lacs+	62,612 62 Thou+	4 %
6	IND	1	28,00,000 28 Lacs+	7,89,250 7 Lacs+	1,02,040 1 Lacs+	13 %
Total		126	28,00,000 28 Lacs+	14,78,480 14 Lacs+	1,50,792 1 Lacs+	10 %

Table 8: Party-wise Average Election Expense of MLAs on Campaign Materials

Party Wise Average Election Expense of MLAs on Electronic Media

S.No.	Party	No. of MLAs Analyzed	Average Limit (Rs.)	Average Election Expense (Rs.)	Average Expense on Electronic Media (Rs.)	% of Average Avg Expense on Electronic Media
1	BJP	60	28,00,000 28 Lacs+	15,11,023 15 Lacs+	10,109 10 Thou+	0.7 %
2	INC	26	28,00,000 28 Lacs+	16,98,152 16 Lacs+	10,246 10 Thou+	0.6 %
3	Asom Gana Parishad	14	28,00,000 28 Lacs+	14,04,256 14 Lacs+	67,793 67 Thou+	5 %
4	AIUDF	13	28,00,000 28 Lacs+	10,24,265 10 Lacs+	4,615 4 Thou+	0.5 %

Data in this Kit is presented in good faith, with an intention to inform voters. MLAs' Election Expenditure Affidavits from the CEO Website (<http://ceoassam.nic.in/>) is the source of this analysis.

Website:- www.adrindia.org, www.myneta.info

S.No.	Party	No. of MLAs Analyzed	Average Limit (Rs.)	Average Election Expense (Rs.)	Average Expense on Electronic Media (Rs.)	% of Average Avg Expense on Electronic Media
5	Bodoland Peoples Front	12	28,00,000 28 Lacs+	14,75,907 14 Lacs+	0	0 %
6	IND	1	28,00,000 28 Lacs+	7,89,250 7 Lacs+	89,440 89 Thou+	11 %
Total		126	28,00,000 28 Lacs+	14,78,480 14 Lacs+	15,647 15 Thou+	1 %

Table 9: Party-wise Average Election Expense of MLAs on Electronic Media

Party Wise Average Election Expense of MLAs on Campaign Vehicles

S.No.	Party	No. of MLAs Analyzed	Average Limit (Rs.)	Average Election Expense (Rs.)	Average Expense on Campaign Vehicles (Rs.)	% of Average Avg Expense on Campaign Vehicles
1	BJP	60	28,00,000 28 Lacs+	15,11,023 15 Lacs+	2,85,850 2 Lacs+	19 %
2	INC	26	28,00,000 28 Lacs+	16,98,152 16 Lacs+	2,20,448 2 Lacs+	13 %
3	Asom Gana Parishad	14	28,00,000 28 Lacs+	14,04,256 14 Lacs+	1,83,231 1 Lacs+	13 %
4	AIUDF	13	28,00,000 28 Lacs+	10,24,265 10 Lacs+	2,05,087 2 Lacs+	20 %
5	Bodoland Peoples Front	12	28,00,000 28 Lacs+	14,75,907 14 Lacs+	2,24,267 2 Lacs+	15 %
6	IND	1	28,00,000 28 Lacs+	7,89,250 7 Lacs+	2,85,150 2 Lacs+	36 %
Total		126	28,00,000 28 Lacs+	14,78,480 14 Lacs+	2,46,749 2 Lacs+	17 %

Table 10: Party-wise Average Election Expense of MLAs on Campaign Vehicles

Data in this Kit is presented in good faith, with an intention to inform voters. MLAs' Election Expenditure Affidavits from the CEO Website (<http://ceoassam.nic.in/>) is the source of this analysis.

Website:- www.adrindia.org, www.myneta.info

Party Wise Average Election Expense of MLAs on Campaign Workers

S.No.	Party	No. of MLAs Analyzed	Average Limit (Rs.)	Average Election Expense (Rs.)	Average Expense on Campaign Workers (Rs.)	% of Average Avg Expense on Campaign Workers
1	BJP	60	28,00,000 28 Lacs+	15,11,023 15 Lacs+	2,13,437 2 Lacs+	14 %
2	INC	26	28,00,000 28 Lacs+	16,98,152 16 Lacs+	2,02,873 2 Lacs+	12 %
3	Asom Gana Parishad	14	28,00,000 28 Lacs+	14,04,256 14 Lacs+	2,45,125 2 Lacs+	18 %
4	AIUDF	13	28,00,000 28 Lacs+	10,24,265 10 Lacs+	1,13,993 1 Lacs+	11 %
5	Bodoland Peoples Front	12	28,00,000 28 Lacs+	14,75,907 14 Lacs+	1,72,658 1 Lacs+	12 %
6	IND	1	28,00,000 28 Lacs+	7,89,250 7 Lacs+	1,43,600 1 Lacs+	18 %
Total		126	28,00,000 28 Lacs+	14,78,480 14 Lacs+	2,00,080 2 Lacs+	14 %

Table 11: Party-wise Average Election Expense of MLAs on Campaign Workers

Election expenses declared by MLAs in Assam Assembly Elections, 2016: Full Details

S.No.	Name	District	Constituency	Party	Total expense declared (Rs.)	Expense incurred on Public Meetings and Processions without star (Rs.)	Expense incurred on Public Meetings and Processions with star (Rs.)	Expense incurred on Campaign Materials (Rs.)	Expense incurred on Campaigning through electronic/print media (Rs.)	Expense incurred on Vehicles Used (Rs.)	Expense on Erection of gates, arches, banners etc (Rs.)	Expense on Visits of leaders to the constituency (Rs.)	Expense on Visit of other party functionaries (Rs.)	Expenses on campaign workers (Rs.)	Other misc expenses (Rs.)
1	NANDITA DAS	KAMRUP	BOKO (SC)	INC	27,29,940 27 Lacs+	10,40,760 10 Lacs+	2,11,356 2 Lacs+	0	68,400 68 Thou+	2,52,200 2 Lacs+	0	0	0	11,57,224 11 Lacs+	0

Data in this Kit is presented in good faith, with an intention to inform voters. MLAs' Election Expenditure Affidavits from the CEO Website (<http://ceoassam.nic.in/>) is the source of this analysis.

Website:- www.adrindia.org, www.myneta.info

S.No.	Name	District	Constituency	Party	Total expense declared (Rs.)	Expense incurred on Public Meetings and Processions without star (Rs.)	Expense incurred on Public Meetings and Processions with star (Rs.)	Expense incurred on Campaign Materials (Rs.)	Expense incurred on Campaigning through electronic/print media (Rs.)	Expense incurred on Vehicles Used (Rs.)	Expense on Erection of gates, arches, banners etc (Rs.)	Expense on Visits of leaders to the constituency (Rs.)	Expense on Visit of other party functionaries (Rs.)	Expenses on campaign workers (Rs.)	Other misc expenses (Rs.)
2	REKIBUDDIN AHMED	KAMRUP	CHAYGAON	INC	26,47,704 26 Lacs+	**10,14,566 10 Lacs+	**3,06,200 3 Lacs+	**5,42,350 5 Lacs+	**50,000 50 Thou+	**3,18,500 3 Lacs+	0	0	0	**2,29,600 2 Lacs+	**1,86,488 1 Lacs+
3	UTPAL BORAH	GOHPUR	GOHPUR	BJP	25,88,594 25 Lacs+	9,30,876 9 Lacs+	10,01,442 10 Lacs+	63,150 63 Thou+	0	5,38,845 5 Lacs+	0	0	0	54,280 54 Thou+	0
4	SUMAN HARIPRIYA	KAMRUP	HAJO	BJP	25,72,077 25 Lacs+	13,41,924 13 Lacs+	3,75,013 3 Lacs+	1,70,000 1 Lacs+	0	3,12,000 3 Lacs+	0	0	0	3,73,140 3 Lacs+	0
5	SARBANANDA SONOWAL	MAJULI	MAJULI (ST)	BJP	25,26,400 25 Lacs+	17,10,800 17 Lacs+	3,71,460 3 Lacs+	1,34,740 1 Lacs+	0	1,55,200 1 Lacs+	0	0	0	1,54,200 1 Lacs+	0
6	BIR BHADRA HAGJER	DIMA HASAO	HAFLONG (ST)	BJP	25,11,305 25 Lacs+	2,58,543 2 Lacs+	0	59,900 59 Thou+	0	17,70,544 17 Lacs+	0	0	0	1,55,500 1 Lacs+	2,66,818 2 Lacs+
7	ATUL BORA	KAMRUP METRO	DISPUR	BJP	23,82,693 23 Lacs+	18,09,103 18 Lacs+	1,69,775 1 Lacs+	0	0	**4,03,815 4 Lacs+	0	0	0	0	0
8	TARUN GOGOI	TITABAR	TITABAR	INC	23,58,640 23 Lacs+	5,45,695 5 Lacs+	0	2,96,260 2 Lacs+	0	2,26,990 2 Lacs+	0	0	0	9,91,000 9 Lacs+	2,98,695 2 Lacs+
9	SIDDHARTHA BHATTACHARYA	KAMRUP METRO	GAUHATI EAST	BJP	23,51,373 23 Lacs+	11,45,844 11 Lacs+	0	3,21,658 3 Lacs+	0	88,124 88 Thou+	0	0	0	4,72,200 4 Lacs+	3,23,547 3 Lacs+
10	ATUL BORA	BOKAKHAT	BOKAKHAT	Asom Gana Parishad	22,44,984 22 Lacs+	3,82,025 3 Lacs+	3,48,950 3 Lacs+	60,120 60 Thou+	5,00,000 5 Lacs+	1,09,375 1 Lacs+	0	0	0	6,99,734 6 Lacs+	1,44,780 1 Lacs+
11	DR. NAZRUL ISLAM	MARIGAON	LAHARIGHAT	INC	22,19,060 22 Lacs+	11,97,550 11 Lacs+	0	5,68,520 5 Lacs+	0	2,23,050 2 Lacs+	0	0	0	63,800 63 Thou+	1,66,140 1 Lacs+
12	HIMANTA BISWA SARMA	KAMRUP METRO	JALUKBARI	BJP	22,09,270 22 Lacs+	10,66,020 10 Lacs+	1,29,000 1 Lacs+	8,12,350 8 Lacs+	0	1,46,500 1 Lacs+	0	0	0	55,400 55 Thou+	0
13	ASHOK KUMAR SINGHI	BILASIPARA	BILASIPARA EAST	BJP	21,84,307 21 Lacs+	5,13,896 5 Lacs+	1,65,904 1 Lacs+	4,65,540 4 Lacs+	3,20,200 3 Lacs+	4,95,001 4 Lacs+	0	0	0	2,23,766 2 Lacs+	0
14	CHANDAN BRAHMA	CHIRANG	SIDLI (ST)	Bodoland Peoples Front	21,64,323 21 Lacs+	10,75,720 10 Lacs+	0	1,63,211 1 Lacs+	0	3,09,420 3 Lacs+	0	0	0	3,27,500 3 Lacs+	2,88,472 2 Lacs+

Data in this Kit is presented in good faith, with an intention to inform voters. MLAs' Election Expenditure Affidavits from the CEO Website (<http://ceoassam.nic.in/>) is the source of this analysis.

Website:- www.adrindia.org, www.myneta.info

S.No.	Name	District	Constituency	Party	Total expense declared (Rs.)	Expense incurred on Public Meetings and Processions without star (Rs.)	Expense incurred on Public Meetings and Processions with star (Rs.)	Expense incurred on Campaign Materials (Rs.)	Expense incurred on Campaigning through electronic/print media (Rs.)	Expense incurred on Vehicles Used (Rs.)	Expense on Erection of gates, arches, banners etc (Rs.)	Expense on Visits of leaders to the constituency (Rs.)	Expense on Visit of other party functionaries (Rs.)	Expenses on campaign workers (Rs.)	Other misc expenses (Rs.)
15	MANSING RONGPI	HAMREN	BAITHALANGSO (ST)	INC	21,56,579 21 Lacs+	**11,80,893 11 Lacs+	0	**2,07,390 2 Lacs+	0	**4,32,446 4 Lacs+	0	0	0	**45,000 45 Thou+	**2,90,850 2 Lacs+
16	SATYABRAT KALITA	RANGIYA	KAMALPUR	Asom Gana Parishad	21,06,005 21 Lacs+	7,05,205 7 Lacs+	1,12,300 1 Lacs+	2,17,680 2 Lacs+	0	61,240 61 Thou+	0	0	0	4,14,500 4 Lacs+	5,95,080 5 Lacs+
17	CHANDRA MOHAN PATOWARY	NALBARI	DHARMAPUR	BJP	20,90,084 20 Lacs+	18,85,411 18 Lacs+	45,800 45 Thou+	35,253 35 Thou+	0	38,500 38 Thou+	0	0	0	85,120 85 Thou+	0
18	SRI JOGEN MOHAN	CHARAIDEO (SONARI)	MAHMARA	BJP	20,80,073 20 Lacs+	**10,82,163 10 Lacs+	**3,47,186 3 Lacs+	**1,23,734 1 Lacs+	0	**4,28,590 4 Lacs+	0	0	0	**98,400 98 Thou+	0
19	SRI DILIP KUMAR PAUL	CACHAR	SILCHAR	BJP	20,54,910 20 Lacs+	3,30,405 3 Lacs+	1,36,000 1 Lacs+	1,94,705 1 Lacs+	1,04,840 1 Lacs+	2,67,700 2 Lacs+	0	0	0	9,15,000 9 Lacs+	1,06,260 1 Lacs+
20	PROMOD BORTHAKUR	BISWANATH CHARIALI	BISWANATH	BJP	20,54,757 20 Lacs+	**1,91,147 1 Lacs+	**3,31,570 3 Lacs+	**2,51,920 2 Lacs+	0	**7,85,420 7 Lacs+	0	0	0	**4,94,700 4 Lacs+	0
21	SRI PRANAB KALITA	KAMRUP	PALASBARI	BJP	20,28,715 20 Lacs+	1,97,583 1 Lacs+	3,60,000 3 Lacs+	1,61,105 1 Lacs+	0	1,08,100 1 Lacs+	0	0	0	1,01,700 1 Lacs+	11,00,227 11 Lacs+
22	SRI TOPON KUMAR GOGOI	CHARAIDEO (SONARI)	SONARI	BJP	20,12,226 20 Lacs+	10,39,810 10 Lacs+	6,37,177 6 Lacs+	0	0	2,14,639 2 Lacs+	0	0	0	1,20,600 1 Lacs+	0
23	NURUL HUDA	NAGAON	RUPOHIHAT	INC	20,05,087 20 Lacs+	12,83,364 12 Lacs+	0	0	0	1,53,080 1 Lacs+	0	0	0	3,99,750 3 Lacs+	1,68,893 1 Lacs+
24	KAMALI BASUMATARI	UDALGURI	PANERY	Bodoland Peoples Front	19,85,913 19 Lacs+	13,31,444 13 Lacs+	3,85,836 3 Lacs+	1,36,921 1 Lacs+	0	1,31,712 1 Lacs+	0	0	0	0	0
25	PRANAB KUMAR GOGOI	SIVSAGAR	SIBSAGAR	INC	**19,75,000 19 Lacs+	**2,72,760 2 Lacs+	0	**13,39,350 13 Lacs+	**8,000 8 Thou+	**66,324 66 Thou+	0	0	0	0	**2,88,566 2 Lacs+
26	RABIRAM NARZARY	GOSSAIGAON	KOKRAJHAR WEST (ST)	Bodoland Peoples Front	19,21,377 19 Lacs+	5,64,312 5 Lacs+	2,48,147 2 Lacs+	83,204 83 Thou+	0	8,25,109 8 Lacs+	0	0	0	1,87,450 1 Lacs+	13,155 13 Thou+

Data in this Kit is presented in good faith, with an intention to inform voters. MLAs' Election Expenditure Affidavits from the CEO Website (<http://ceoassam.nic.in/>) is the source of this analysis.

Website:- www.adrindia.org, www.myneta.info

S.No.	Name	District	Constituency	Party	Total expense declared (Rs.)	Expense incurred on Public Meetings and Processions without star (Rs.)	Expense incurred on Public Meetings and Processions with star (Rs.)	Expense incurred on Campaign Materials (Rs.)	Expense incurred on Campaigning through electronic/print media (Rs.)	Expense incurred on Vehicles Used (Rs.)	Expense on Erection of gates, arches, banners etc (Rs.)	Expense on Visits of leaders to the constituency (Rs.)	Expense on Visit of other party functionaries (Rs.)	Expenses on campaign workers (Rs.)	Other misc expenses (Rs.)
27	AMINUL HAQUE LASKAR	CACHAR	SONAI	BJP	19,10,146 19 Lacs+	16,25,607 16 Lacs+	68,060 68 Thou+	0	0	2,16,479 2 Lacs+	0	0	0	0	0
28	DR. MOTIUR ROHMAN MONDAL	SOUTH SALMARA	MANKACHAR	INC	**18,93,272 18 Lacs+	**8,32,017 8 Lacs+	**5,61,568 5 Lacs+	**2,15,300 2 Lacs+	0	**1,51,887 1 Lacs+	0	0	0	**1,22,500 1 Lacs+	**10,000 10 Thou+
29	KESHBAB MAHANTA	KALIABOR	KALIABOR	Asom Gana Parishad	18,85,569 18 Lacs+	3,93,983 3 Lacs+	**3,72,887 3 Lacs+	**3,77,489 3 Lacs+	**1,20,000 1 Lacs+	**5,46,580 5 Lacs+	0	0	0	**57,600 57 Thou+	**17,030 17 Thou+
30	BIMAL BORAH	DIBRUGARH	TINGKHONG	BJP	18,19,730 18 Lacs+	5,84,609 5 Lacs+	2,34,000 2 Lacs+	1,15,250 1 Lacs+	0	6,32,271 6 Lacs+	0	0	0	2,43,600 2 Lacs+	10,000 10 Thou+
31	RAMENDRA NARAYAN KALITA	KAMRUP METRO	GAUHATI WEST	Asom Gana Parishad	**18,05,648 18 Lacs+	**1,14,350 1 Lacs+	67,000 67 Thou+	**88,920 88 Thou+	0	**2,20,636 2 Lacs+	0	0	0	**8,66,000 8 Lacs+	**4,48,742 4 Lacs+
32	ABDUL KHALEQUE	BARPETA	JANIA	INC	18,00,066 18 Lacs+	4,92,534 4 Lacs+	3,04,940 3 Lacs+	1,71,660 1 Lacs+	0	4,81,914 4 Lacs+	0	0	0	83,395 83 Thou+	2,65,623 2 Lacs+
33	DEBABRATA SAIKIA	NAZIRA	NAZIRA	INC	17,90,843 17 Lacs+	9,23,853 9 Lacs+	0	1,85,810 1 Lacs+	1,14,500 1 Lacs+	1,51,350 1 Lacs+	0	0	0	4,15,600 4 Lacs+	0
34	UTPAL DUTTA	LAKHIMPUR	LAKHIMPUR	Asom Gana Parishad	17,80,830 17 Lacs+	87,186 87 Thou+	0	10,37,885 10 Lacs+	0	2,42,250 2 Lacs+	0	0	0	4,02,222 4 Lacs+	11,287 11 Thou+
35	AMINUL ISLAM	NAGAON	DHING	AIUDF	17,53,381 17 Lacs+	4,59,551 4 Lacs+	11,28,230 11 Lacs+	600 6 Hund+	0	53,600 53 Thou+	0	0	0	0	1,11,400 1 Lacs+
36	JAMAL UDDIN AHMED	KARIMGANJ	BADARPUR	INC	17,48,320 17 Lacs+	4,40,470 4 Lacs+	38,000 38 Thou+	3,53,320 3 Lacs+	0	3,42,075 3 Lacs+	0	0	0	0	5,74,455 5 Lacs+
37	NARAYAN DEKA	NALBARI	BARKHETRY	BJP	17,21,313 17 Lacs+	7,96,309 7 Lacs+	0	4,64,250 4 Lacs+	0	1,74,800 1 Lacs+	0	0	0	2,85,000 2 Lacs+	954 9 Hund+
38	ABDUR RAHIM AJMAL	HOJAI	JAMUNAMUKH	AIUDF	17,09,602 17 Lacs+	3,06,310 3 Lacs+	4,43,910 4 Lacs+	1,01,430 1 Lacs+	0	2,94,810 2 Lacs+	0	0	0	1,17,400 1 Lacs+	4,45,742 4 Lacs+

Data in this Kit is presented in good faith, with an intention to inform voters. MLAs' Election Expenditure Affidavits from the CEO Website (<http://ceoassam.nic.in/>) is the source of this analysis.

Website:- www.adrindia.org, www.myneta.info

S.No.	Name	District	Constituency	Party	Total expense declared (Rs.)	Expense incurred on Public Meetings and Processions without star (Rs.)	Expense incurred on Public Meetings and Processions with star (Rs.)	Expense incurred on Campaign Materials (Rs.)	Expense incurred on Campaigning through electronic/print media (Rs.)	Expense incurred on Vehicles Used (Rs.)	Expense on Erection of gates, arches, banners etc (Rs.)	Expense on Visits of leaders to the constituency (Rs.)	Expense on Visit of other party functionaries (Rs.)	Expenses on campaign workers (Rs.)	Other misc expenses (Rs.)
39	AZIZ AHMED KHAN	KARIMGANJ	KARIMGANJ SOUTH	AIUDF	16,83,066 16 Lacs+	3,06,113 3 Lacs+	1,52,962 1 Lacs+	7,52,053 7 Lacs+	60,000 60 Thou+	2,64,638 2 Lacs+	0	0	0	1,47,300 1 Lacs+	0
40	RAKIBUL HUSSAIN	NAGAON	SAMAGURI	INC	16,77,715 16 Lacs+	5,15,800 5 Lacs+	1,37,890 1 Lacs+	6,34,623 6 Lacs+	0	1,84,400 1 Lacs+	0	0	0	98,800 98 Thou+	1,06,202 1 Lacs+
41	PADMA HAZARIKA	TEZPUR	SOOTEA	BJP	16,74,264 16 Lacs+	7,85,410 7 Lacs+	5,42,924 5 Lacs+	0	0	2,12,430 2 Lacs+	0	0	0	1,33,500 1 Lacs+	0
42	AJANTA NEOG	GOLAGHAT	GOLAGHAT	INC	16,71,365 16 Lacs+	15,43,535 15 Lacs+	1,27,830 1 Lacs+	0	0	0	0	0	0	0	0
43	KAMALAKHYA DEY PURKAYASTHA	KARIMGANJ	KARIMGANJ NORTH	INC	16,49,000 16 Lacs+	5,85,625 5 Lacs+	38,500 38 Thou+	2,15,220 2 Lacs+	0	1,72,610 1 Lacs+	0	0	0	0	6,37,045 6 Lacs+
44	GURUJYOTI DAS	MANGALDOI (DARRANG)	MANGALDOI (SC)	BJP	16,39,338 16 Lacs+	10,55,672 10 Lacs+	1,92,480 1 Lacs+	0	0	1,20,170 1 Lacs+	0	0	0	2,71,016 2 Lacs+	0
45	RANJIT DUTTA	BISWANATH CHARIALI	BEHALI	BJP	16,34,184 16 Lacs+	2,56,270 2 Lacs+	4,87,224 4 Lacs+	0	0	8,67,590 8 Lacs+	0	0	0	23,100 23 Thou+	0
46	BINANDA KUMAR SAIKIA	MANGALDOI (DARRANG)	SIPAJHAR	BJP	16,24,067 16 Lacs+	3,100 3 Thou+	1,00,493 1 Lacs+	3,55,500 3 Lacs+	0	5,69,870 5 Lacs+	0	0	0	99,650 99 Thou+	4,95,454 4 Lacs+
47	SUKUR ALI AHMED	BARPETA	CHENGA	INC	16,23,371 16 Lacs+	11,64,816 11 Lacs+	1,90,658 1 Lacs+	78,037 78 Thou+	0	1,59,460 1 Lacs+	0	0	0	30,400 30 Thou+	0
48	WAZED ALI CHOUDHURY	SOUTH SALMAR	SALMAR SOUTH	INC	16,15,184 16 Lacs+	7,91,224 7 Lacs+	0	0	0	1,89,460 1 Lacs+	0	0	0	6,34,500 6 Lacs+	0
49	SHERMAN ALI AHMED	BARPETA	BAGHBAR	INC	15,98,692 15 Lacs+	5,38,950 5 Lacs+	4,87,405 4 Lacs+	1,16,436 1 Lacs+	0	87,600 87 Thou+	0	0	0	83,500 83 Thou+	2,84,801 2 Lacs+
50	SRI MAHESWAR BARO	MANGALDOI (DARRANG)	KALAIGAON	Bodoland Peoples Front	15,89,292 15 Lacs+	9,25,022 9 Lacs+	3,18,210 3 Lacs+	72,000 72 Thou+	0	38,610 38 Thou+	0	0	0	2,35,450 2 Lacs+	0
51	SHILADITYA DEV	HOJAI	HOJAI	BJP	15,58,440 15 Lacs+	8,16,010 8 Lacs+	3,19,750 3 Lacs+	0	0	1,36,680 1 Lacs+	0	0	0	2,86,000 2 Lacs+	0

Data in this Kit is presented in good faith, with an intention to inform voters. MLAs' Election Expenditure Affidavits from the CEO Website (<http://ceoassam.nic.in/>) is the source of this analysis.

Website:- www.adrindia.org, www.myneta.info

S.No.	Name	District	Constituency	Party	Total expense declared (Rs.)	Expense incurred on Public Meetings and Processions without star (Rs.)	Expense incurred on Public Meetings and Processions with star (Rs.)	Expense incurred on Campaign Materials (Rs.)	Expense incurred on Campaigning through electronic/print media (Rs.)	Expense incurred on Vehicles Used (Rs.)	Expense on Erection of gates, arches, banners etc (Rs.)	Expense on Visits of leaders to the constituency (Rs.)	Expense on Visit of other party functionaries (Rs.)	Expenses on campaign workers (Rs.)	Other misc expenses (Rs.)
52	NABA KUMAR DOLEY	DHAKUAKHANA	DHAKUAKHANA (ST)	BJP	15,56,440 15 Lacs+	8,05,176 8 Lacs+	2,76,430 2 Lacs+	1,83,494 1 Lacs+	19,500 19 Thou+	1,08,840 1 Lacs+	0	0	0	1,63,000 1 Lacs+	0
53	ASHOK ANAND SINGHAL	TEZPUR	DHEKIAJULI	BJP	15,03,050 15 Lacs+	4,99,851 4 Lacs+	4,93,100 4 Lacs+	2,42,229 2 Lacs+	30,000 30 Thou+	1,63,610 1 Lacs+	0	0	0	74,260 74 Thou+	0
54	ABDUR RASHID MANDAL	GOALPARA	GOALPARA WEST	INC	14,99,999 14 Lacs+	4,12,150 4 Lacs+	0	2,99,200 2 Lacs+	0	7,70,620 7 Lacs+	0	0	0	18,029 18 Thou+	0
55	KAMALSHING NARZARY	BIJNI	BIJNI	Bodoland Peoples Front	14,82,140 14 Lacs+	9,20,814 9 Lacs+	3,17,184 3 Lacs+	1,29,714 1 Lacs+	0	43,750 43 Thou+	0	0	0	42,700 42 Thou+	27,978 27 Thou+
56	JOY RAM ENGLENG	DIPHU	HOWRAGHAT (ST)	BJP	14,73,058 14 Lacs+	2,61,167 2 Lacs+	0	19,000 19 Thou+	0	13,000 13 Thou+	0	0	0	11,79,891 11 Lacs+	0
57	SUM RONGHANG	DIPHU	DIPHU (ST)	BJP	14,67,560 14 Lacs+	6,61,209 6 Lacs+	2,07,460 2 Lacs+	0	0	1,15,891 1 Lacs+	0	0	0	4,83,000 4 Lacs+	0
58	THANESWAR BASUMATARY	BAKSA	CHAPAGURI (ST)	Bodoland Peoples Front	14,58,117 14 Lacs+	13,02,207 13 Lacs+	0	0	0	95,190 95 Thou+	0	0	0	42,400 42 Thou+	18,320 18 Thou+
59	KRISHNENDU PAUL	KARIMGANJ	PATHARKANDI	BJP	14,41,691 14 Lacs+	6,26,768 6 Lacs+	2,73,100 2 Lacs+	1,36,585 1 Lacs+	0	3,58,225 3 Lacs+	0	0	0	0	47,013 47 Thou+
60	PRAMILA RANI BRAHMA	KOKRAJHAR	KOKRAJHAR EAST (ST)	Bodoland Peoples Front	14,10,108 14 Lacs+	10,39,250 10 Lacs+	1,35,970 1 Lacs+	0	0	1,19,600 1 Lacs+	0	0	0	1,14,900 1 Lacs+	388 3 Hund+
61	PRODIP HAZARIKA	SIVSAGAR	AMGURI	Asom Gana Parishad	14,03,497 14 Lacs+	6,32,038 6 Lacs+	0	0	1,03,000 1 Lacs+	2,69,463 2 Lacs+	0	0	0	3,98,996 3 Lacs+	0
62	PRASANTA PHUKAN	DIBRUGARH	DIBRUGARH	BJP	13,89,150 13 Lacs+	5,68,500 5 Lacs+	1,31,050 1 Lacs+	1,99,500 1 Lacs+	0	1,62,600 1 Lacs+	0	0	0	3,27,500 3 Lacs+	0
63	MD. ILIAS ALI	MANGALDOI (DARRANG)	DALGAON	INC	13,79,318 13 Lacs+	2,59,251 2 Lacs+	3,74,137 3 Lacs+	0	0	1,15,760 1 Lacs+	0	0	0	80,000 80 Thou+	5,50,170 5 Lacs+

Data in this Kit is presented in good faith, with an intention to inform voters. MLAs' Election Expenditure Affidavits from the CEO Website (<http://ceoassam.nic.in/>) is the source of this analysis.

Website:- www.adrindia.org, www.myneta.info

S.No.	Name	District	Constituency	Party	Total expense declared (Rs.)	Expense incurred on Public Meetings and Processions without star (Rs.)	Expense incurred on Public Meetings and Processions with star (Rs.)	Expense incurred on Campaign Materials (Rs.)	Expense incurred on Campaigning through electronic/print media (Rs.)	Expense incurred on Vehicles Used (Rs.)	Expense on Erection of gates, arches, banners etc (Rs.)	Expense on Visits of leaders to the constituency (Rs.)	Expense on Visit of other party functionaries (Rs.)	Expenses on campaign workers (Rs.)	Other misc expenses (Rs.)
64	ANGOORLATA DEKA	NAGAON	BATADROBA	BJP	13,63,335 13 Lacs+	1,53,600 1 Lacs+	4,03,230 4 Lacs+	2,08,630 2 Lacs+	0	1,11,565 1 Lacs+	0	0	0	3,75,000 3 Lacs+	1,11,310 1 Lacs+
65	RUPAK SARMAH	NAGAON	NOWGONG	BJP	13,58,311 13 Lacs+	1,57,210 1 Lacs+	1,41,950 1 Lacs+	5,19,526 5 Lacs+	0	2,25,800 2 Lacs+	0	0	0	2,32,340 2 Lacs+	81,485 81 Thou+
66	GUNINDRA NATH DAS	BARPETA	BARPETA	Asom Gana Parishad	13,52,023 13 Lacs+	3,70,642 3 Lacs+	2,06,268 2 Lacs+	1,66,665 1 Lacs+	0	2,52,680 2 Lacs+	0	0	0	2,20,500 2 Lacs+	1,35,268 1 Lacs+
67	RANJEET KUMAR DASS	BARPETA	SORBHOG	BJP	**13,48,290 13 Lacs+	**6,12,380 6 Lacs+	**3,61,900 3 Lacs+	0	0	**2,07,510 2 Lacs+	0	0	0	**1,66,500 1 Lacs+	0
68	BOLIN CHETIA	SADIYA	SADIYA	BJP	**13,45,510 13 Lacs+	**13,45,510 13 Lacs+	0	0	0	0	0	0	0	0	0
69	JAKIR HUSSAIN SIKDAR	BARPETA	SARUKHETRI	INC	13,44,065 13 Lacs+	9,92,105 9 Lacs+	1,38,000 1 Lacs+	**24,890 24 Thou+	0	1,15,660 1 Lacs+	0	0	0	98,300 98 Thou+	0
70	ROSELINA TIRKEY	DHANSIRI	SARUPATHAR	INC	13,37,159 13 Lacs+	**8,01,532 8 Lacs+	**3,99,627 3 Lacs+	0	0	**1,36,000 1 Lacs+	0	0	0	0	0
71	PALLAB LOCHAN DAS	TEZPUR	RANGAPARA	BJP	13,08,985 13 Lacs+	2,54,878 2 Lacs+	1,43,000 1 Lacs+	1,00,000 1 Lacs+	0	4,74,900 4 Lacs+	0	0	0	3,09,000 3 Lacs+	27,207 27 Thou+
72	ASHWINI RAY SARKAR	DHUBRI	GOLAKGANJ	BJP	13,04,000 13 Lacs+	1,30,059 1 Lacs+	5,28,013 5 Lacs+	1,24,000 1 Lacs+	0	5,21,928 5 Lacs+	0	0	0	0	0
73	BHASKAR SHARMA	MARGHERITA	MARGHERITA	BJP	13,00,059 13 Lacs+	3,34,570 3 Lacs+	57,969 57 Thou+	0	0	2,61,806 2 Lacs+	0	0	0	5,12,949 5 Lacs+	1,32,765 1 Lacs+
74	KRIPANATH MALLAH	KARIMGANJ	RATABARI (SC)	BJP	12,92,799 12 Lacs+	5,000 5 Thou+	3,18,260 3 Lacs+	1,33,100 1 Lacs+	0	2,16,300 2 Lacs+	0	0	0	0	5,79,225 5 Lacs+
75	ASHOK SARMA	NALBARI	NALBARI	BJP	12,85,285 12 Lacs+	6,45,690 6 Lacs+	94,020 94 Thou+	33,000 33 Thou+	0	1,29,000 1 Lacs+	0	0	0	3,68,000 3 Lacs+	15,575 15 Thou+
76	BRINDABAN GOSWAMI	TEZPUR	TEZPUR	Asom Gana Parishad	12,82,000 12 Lacs+	4,26,944 4 Lacs+	43,000 43 Thou+	50,628 50 Thou+	0	2,66,900 2 Lacs+	0	0	0	2,59,500 2 Lacs+	2,35,028 2 Lacs+

Data in this Kit is presented in good faith, with an intention to inform voters. MLAs' Election Expenditure Affidavits from the CEO Website (<http://ceoassam.nic.in/>) is the source of this analysis.

Website:- www.adrindia.org, www.myneta.info

S.No.	Name	District	Constituency	Party	Total expense declared (Rs.)	Expense incurred on Public Meetings and Processions without star (Rs.)	Expense incurred on Public Meetings and Processions with star (Rs.)	Expense incurred on Campaign Materials (Rs.)	Expense incurred on Campaigning through electronic/print media (Rs.)	Expense incurred on Vehicles Used (Rs.)	Expense on Erection of gates, arches, banners etc (Rs.)	Expense on Visits of leaders to the constituency (Rs.)	Expense on Visit of other party functionaries (Rs.)	Expenses on campaign workers (Rs.)	Other misc expenses (Rs.)
77	MANESWAR BRAHMA	BAKSA	BARAMA (ST)	Bodoland Peoples Front	**12,79,179 12 Lacs+	**97,320 97 Thou+	0	**74,856 74 Thou+	0	**5,30,995 5 Lacs+	0	0	0	**89,955 89 Thou+	**4,86,053 4 Lacs+
78	DEBANANDA HAZARIKA	LAKHIMPUR	BIHPURIA	BJP	12,77,100 12 Lacs+	5,39,490 5 Lacs+	3,94,000 3 Lacs+	1,29,445 1 Lacs+	0	1,23,925 1 Lacs+	0	0	0	90,000 90 Thou+	240 2 Hund+
79	RUPJYOTI KURMI	TITABAR	MARIANI	INC	12,73,975 12 Lacs+	5,88,390 5 Lacs+	26,500 26 Thou+	21,500 21 Thou+	0	3,72,585 3 Lacs+	0	0	0	2,65,000 2 Lacs+	0
80	MAJENDRA NARZARY	GOSSAIGAON	GOSSAIGAON	Bodoland Peoples Front	12,56,166 12 Lacs+	10,09,425 10 Lacs+	77,015 77 Thou+	0	0	77,126 77 Thou+	0	0	0	52,600 52 Thou+	0
81	PHANI BHUSAN CHOUDHURY	BONGAIGAON	BONGAIGAON	Asom Gana Parishad	12,55,337 12 Lacs+	10,51,675 10 Lacs+	20,700 20 Thou+	38,200 38 Thou+	0	1,08,462 1 Lacs+	0	0	0	36,300 36 Thou+	0
82	DURGA BHUMIJ	TINSUKIA	DOOM DOOMA	INC	12,49,812 12 Lacs+	8,89,264 8 Lacs+	1,60,348 1 Lacs+	0	0	2,00,200 2 Lacs+	0	0	0	0	0
83	KISHOR NATH	CACHAR	BARKHOLA	BJP	12,45,332 12 Lacs+	3,81,440 3 Lacs+	2,78,472 2 Lacs+	49,200 49 Thou+	0	5,36,220 5 Lacs+	0	0	0	0	0
84	ABUL KALAM AZAD	BAJALI	BHABANIPUR	AIUDF	12,39,380 12 Lacs+	**1,69,836 1 Lacs+	0	**2,70,500 2 Lacs+	0	**6,10,128 6 Lacs+	0	0	0	**36,500 36 Thou+	**1,52,416 1 Lacs+
85	SIBU MISRA	HOJAI	LUMDING	BJP	12,35,942 12 Lacs+	4,20,960 4 Lacs+	3,22,835 3 Lacs+	1,09,140 1 Lacs+	0	2,68,147 2 Lacs+	0	0	0	1,14,860 1 Lacs+	0
86	ABDUL HAI NAGORI	NORTH SALMARA	ABHAYAPURI NORTH	INC	12,29,516 12 Lacs+	5,72,560 5 Lacs+	94,500 94 Thou+	2,56,600 2 Lacs+	0	1,24,272 1 Lacs+	0	0	0	1,32,300 1 Lacs+	49,284 49 Thou+
87	HITENDRA NATH GOSWAMI	JORHAT	JORHAT	BJP	**12,25,015 12 Lacs+	**2,09,061 2 Lacs+	**84,015 84 Thou+	**5,77,653 5 Lacs+	0	**1,53,286 1 Lacs+	0	0	0	**2,01,000 2 Lacs+	0
88	CHAKRADHAR GOGOI	DIBRUGARH	MORAN	BJP	11,91,000 11 Lacs+	2,78,525 2 Lacs+	1,65,141 1 Lacs+	2,57,000 2 Lacs+	0	3,78,334 3 Lacs+	0	0	0	1,02,000 1 Lacs+	10,000 10 Thou+

Data in this Kit is presented in good faith, with an intention to inform voters. MLAs' Election Expenditure Affidavits from the CEO Website (<http://ceoassam.nic.in/>) is the source of this analysis.

Website:- www.adrindia.org, www.myneta.info

S.No.	Name	District	Constituency	Party	Total expense declared (Rs.)	Expense incurred on Public Meetings and Processions without star (Rs.)	Expense incurred on Public Meetings and Processions with star (Rs.)	Expense incurred on Campaign Materials (Rs.)	Expense incurred on Campaigning through electronic/print media (Rs.)	Expense incurred on Vehicles Used (Rs.)	Expense on Erection of gates, arches, banners etc (Rs.)	Expense on Visits of leaders to the constituency (Rs.)	Expense on Visit of other party functionaries (Rs.)	Expenses on campaign workers (Rs.)	Other misc expenses (Rs.)
89	SHRI AMAR CHAND JAIN	CACHAR	KATIGORA	BJP	11,82,874 11 Lacs+	1,90,560 1 Lacs+	67,860 67 Thou+	2,42,504 2 Lacs+	0	1,56,950 1 Lacs+	0	0	0	5,25,000 5 Lacs+	0
90	SANJOY KISHAN	TINSUKIA	TINSUKIA	BJP	11,81,835 11 Lacs+	5,79,055 5 Lacs+	2,91,280 2 Lacs+	0	0	1,87,000 1 Lacs+	0	0	0	1,24,500 1 Lacs+	0
91	BHABESH KALITA	RANGIYA	RANGIYA	BJP	11,50,000 11 Lacs+	1,42,125 1 Lacs+	3,85,000 3 Lacs+	2,39,235 2 Lacs+	91,000 91 Thou+	1,52,640 1 Lacs+	0	0	0	1,40,000 1 Lacs+	0
92	SRI PARIMAL SUKLABADYA	CACHAR	DHOLAI (SC)	BJP	11,25,863 11 Lacs+	4,98,776 4 Lacs+	3,30,975 3 Lacs+	83,034 83 Thou+	0	1,77,323 1 Lacs+	0	0	0	30,755 30 Thou+	5,000 5 Thou+
93	NUMAL MOMIN	BOKAJAN	BOKAJAN (ST)	BJP	11,25,171 11 Lacs+	3,94,922 3 Lacs+	1,78,550 1 Lacs+	1,54,984 1 Lacs+	0	40,200 40 Thou+	0	0	0	3,56,515 3 Lacs+	0
94	BHABENDRA NATH BHARALI	JORHAT	DERGAON (SC)	Asom Gana Parishad	**11,08,900 11 Lacs+	**7,10,596 7 Lacs+	0	**2,07,000 2 Lacs+	0	**1,91,304 1 Lacs+	0	0	0	0	0
95	TERASH GOWALLA	DIBRUGARH	DULIAJAN	BJP	10,99,721 10 Lacs+	1,58,905 1 Lacs+	1,76,861 1 Lacs+	1,90,670 1 Lacs+	0	3,65,795 3 Lacs+	0	0	0	1,44,820 1 Lacs+	62,670 62 Thou+
96	DIPAK KUMAR RABHA	GOALPARA	DUDHNAI (ST)	BJP	10,99,371 10 Lacs+	2,24,336 2 Lacs+	58,520 58 Thou+	44,045 44 Thou+	35,000 35 Thou+	3,36,350 3 Lacs+	0	0	0	2,70,000 2 Lacs+	1,31,120 1 Lacs+
97	EMMANUEL MOSAHARY	BAKSA	TAMULPUR	Bodoland Peoples Front	10,90,324 10 Lacs+	4,79,712 4 Lacs+	0	46,542 46 Thou+	0	1,39,070 1 Lacs+	0	0	0	37,600 37 Thou+	49,000 49 Thou+
98	PRAFULLA KUMAR MAHANTA	NAGAON	BARHAMPUR	Asom Gana Parishad	10,83,653 10 Lacs+	2,70,630 2 Lacs+	0	1,01,851 1 Lacs+	0	1,37,600 1 Lacs+	0	0	0	76,400 76 Thou+	4,97,172 4 Lacs+
99	RIHON DAIMARI	UDALGURI	UDALGURI (ST)	Bodoland Peoples Front	10,75,774 10 Lacs+	**1,31,006 1 Lacs+	**14,430 14 Thou+	**26,900 26 Thou+	0	**1,32,992 1 Lacs+	0	0	0	**5,93,529 5 Lacs+	**1,76,917 1 Lacs+
100	HAFIZ BASHIR AHMED	BILASIPARA	BILASIPARA WEST	AIUDF	10,74,036 10 Lacs+	5,62,933 5 Lacs+	84,790 84 Thou+	74,700 74 Thou+	0	45,813 45 Thou+	0	0	0	2,77,000 2 Lacs+	28,800 28 Thou+

Data in this Kit is presented in good faith, with an intention to inform voters. MLAs' Election Expenditure Affidavits from the CEO Website (<http://ceoassam.nic.in/>) is the source of this analysis.

Website:- www.adrindia.org, www.myneta.info

S.No.	Name	District	Constituency	Party	Total expense declared (Rs.)	Expense incurred on Public Meetings and Processions without star (Rs.)	Expense incurred on Public Meetings and Processions with star (Rs.)	Expense incurred on Campaign Materials (Rs.)	Expense incurred on Campaigning through electronic/print media (Rs.)	Expense incurred on Vehicles Used (Rs.)	Expense on Erection of gates, arches, banners etc (Rs.)	Expense on Visits of leaders to the constituency (Rs.)	Expense on Visit of other party functionaries (Rs.)	Expenses on campaign workers (Rs.)	Other misc expenses (Rs.)
101	GANESH KUMAR LIMBU	TEZPUR	BARCHALLA	BJP	10,73,338 10 Lacs+	5,76,845 5 Lacs+	0	1,60,220 1 Lacs+	0	2,31,273 2 Lacs+	0	0	0	1,05,000 1 Lacs+	0
102	MRINAL SAIKIA	GOLAGHAT	KHUMTAI	BJP	10,55,626 10 Lacs+	7,67,830 7 Lacs+	2,29,996 2 Lacs+	0	0	0	0	0	0	57,800 57 Thou+	0
103	RITUPARNA BARUAH	DIBRUGARH	LAHOWAL	BJP	10,43,865 10 Lacs+	**60,290 60 Thou+	0	0	0	**3,90,695 3 Lacs+	0	0	0	**5,78,880 5 Lacs+	**14,000 14 Thou+
104	SAHAB UDDIN AHMED	GOALPARA	JALESWAR	AIUDF	10,38,215 10 Lacs+	2,61,074 2 Lacs+	1,40,120 1 Lacs+	99,980 99 Thou+	0	99,112 99 Thou+	0	0	0	4,22,815 4 Lacs+	15,114 15 Thou+
105	DIMBESWAR DAS	NAGAON	RAHA (SC)	BJP	10,34,185 10 Lacs+	74,000 74 Thou+	4,30,300 4 Lacs+	1,21,880 1 Lacs+	0	1,24,060 1 Lacs+	0	0	0	2,18,500 2 Lacs+	65,445 65 Thou+
106	RAMA KANTA DEWRI	MARIGAON	MARIGAON	BJP	10,24,557 10 Lacs+	1,84,887 1 Lacs+	3,44,664 3 Lacs+	1,75,636 1 Lacs+	0	2,19,370 2 Lacs+	0	0	0	0	1,00,000 1 Lacs+
107	NAREN SONOWAL	DIBRUGARH	NAHARKATIA	Asom Gana Parishad	10,15,971 10 Lacs+	**2,73,751 2 Lacs+	**4,49,120 4 Lacs+	**67,000 67 Thou+	**2,26,100 2 Lacs+	0	0	0	0	0	0
108	SUREN PHUKAN	TINSUKIA	DIGBOI	BJP	10,11,059 10 Lacs+	1,00,834 1 Lacs+	1,99,150 1 Lacs+	35,000 35 Thou+	0	2,42,000 2 Lacs+	0	0	0	97,875 97 Thou+	3,36,200 3 Lacs+
109	CHARAN BORO	UDALGURI	MAJBAT	Bodoland Peoples Front	9,98,169 9 Lacs+	**1,23,350 1 Lacs+	**22,190 22 Thou+	**18,000 18 Thou+	0	**2,47,631 2 Lacs+	0	0	0	**3,47,815 3 Lacs+	**2,39,183 2 Lacs+
110	NAJRUL HOQUE	DHUBRI	DHUBRI	AIUDF	9,73,736 9 Lacs+	6,89,932 6 Lacs+	0	78,944 78 Thou+	0	2,04,860 2 Lacs+	0	0	0	0	0
111	SRI MIHIR KANTI SHOME	CACHAR	UDHARBOND	BJP	9,54,540 9 Lacs+	67,700 67 Thou+	89,000 89 Thou+	0	6,000 6 Thou+	2,31,340 2 Lacs+	0	0	0	5,60,500 5 Lacs+	0
112	RAJDEEP GOALA	CACHAR	LAKHIPUR	INC	9,05,091 9 Lacs+	4,61,291 4 Lacs+	0	0	0	1,79,800 1 Lacs+	0	0	0	2,64,000 2 Lacs+	0
113	PRADAN BARUAH	DHEMAJI	DHEMAJI (ST)	BJP	8,99,411 8 Lacs+	2,41,943 2 Lacs+	3,60,725 3 Lacs+	0	0	1,40,953 1 Lacs+	0	0	0	1,36,500 1 Lacs+	19,786 19 Thou+

Data in this Kit is presented in good faith, with an intention to inform voters. MLAs' Election Expenditure Affidavits from the CEO Website (<http://ceoassam.nic.in/>) is the source of this analysis.

Website:- www.adrindia.org, www.myneta.info

S.No.	Name	District	Constituency	Party	Total expense declared (Rs.)	Expense incurred on Public Meetings and Processions without star (Rs.)	Expense incurred on Public Meetings and Processions with star (Rs.)	Expense incurred on Campaign Materials (Rs.)	Expense incurred on Campaigning through electronic/print media (Rs.)	Expense incurred on Vehicles Used (Rs.)	Expense on Erection of gates, arches, banners etc (Rs.)	Expense on Visits of leaders to the constituency (Rs.)	Expense on Visit of other party functionaries (Rs.)	Expenses on campaign workers (Rs.)	Other misc expenses (Rs.)
114	NIZAM UDDIN CHOUDHURY	HAILAKANDI	ALGAPUR	AIUDF	8,65,286 8 Lacs+	78,500 78 Thou+	1,05,000 1 Lacs+	1,46,286 1 Lacs+	0	3,10,000 3 Lacs+	0	0	0	1,47,500 1 Lacs+	78,000 78 Thou+
115	KUSHAL DOWARI	SIVSAGAR	THOWRA	BJP	8,58,384 8 Lacs+	3,12,762 3 Lacs+	0	28,970 28 Thou+	0	5,16,652 5 Lacs+	0	0	0	0	0
116	ANWAR HUSSAIN LASKAR	HAILAKANDI	HAILAKANDI	AIUDF	8,12,252 8 Lacs+	6,16,052 6 Lacs+	0	0	0	1,96,200 1 Lacs+	0	0	0	0	0
117	PIJUSH HAZARIKA	MARIGAON	JAGIROAD (SC)	BJP	8,03,829 8 Lacs+	3,58,813 3 Lacs+	72,974 72 Thou+	0	0	1,31,720 1 Lacs+	0	0	0	0	2,40,322 2 Lacs+
118	BINOD HAZARIKA	DIBRUGARH	CHABUA	BJP	7,97,567 7 Lacs+	3,48,190 3 Lacs+	42,450 42 Thou+	0	0	2,92,527 2 Lacs+	0	0	0	1,14,400 1 Lacs+	0
119	MAMUN IMDADUL HAQUE CHAUDHURY	LAKHIMPUR	NAOBOICHA	AIUDF	7,92,600 7 Lacs+	75,900 75 Thou+	69,220 69 Thou+	2,39,970 2 Lacs+	0	1,45,950 1 Lacs+	0	0	0	2,51,500 2 Lacs+	10,060 10 Thou+
120	BHUBON PEGU	JONAI	JONAI (ST)	IND	7,89,250 7 Lacs+	64,290 64 Thou+	0	1,02,040 1 Lacs+	89,440 89 Thou+	2,85,150 2 Lacs+	0	0	0	1,43,600 1 Lacs+	1,94,170 1 Lacs+
121	ABUL KALAM RASHEED ALAM	GOALPARA	GOALPARA EAST	INC	7,73,190 7 Lacs+	1,11,350 1 Lacs+	70,340 70 Thou+	1,54,990 1 Lacs+	25,500 25 Thou+	1,23,400 1 Lacs+	0	0	0	62,000 62 Thou+	2,25,610 2 Lacs+
122	PABINDRA DEKA	BAJALI	PATACHAR KUCHI	Asom Gana Parishad	7,60,424 7 Lacs+	4,45,435 4 Lacs+	1,99,000 1 Lacs+	3,052 3 Thou+	0	1,12,937 1 Lacs+	0	0	0	0	0
123	RENUPOMA RAJKHOWA	JORHAT	TEOK	Asom Gana Parishad	5,74,737 5 Lacs+	5,24,687 5 Lacs+	0	4,250 4 Thou+	0	45,800 45 Thou+	0	0	0	0	0
124	SUZAM UDDIN LASKAR	HAILAKANDI	KATLICHERA	AIUDF	5,11,630 5 Lacs+	44,250 44 Thou+	0	0	0	2,50,000 2 Lacs+	0	0	0	28,300 28 Thou+	66,080 66 Thou+
125	ANANTA KUMAR MALO	NORTH SALMARA	ABHAYAPURI SOUTH (SC)	AIUDF	4,80,673 4 Lacs+	3,04,428 3 Lacs+	0	0	0	1,26,245 1 Lacs+	0	0	0	50,000 50 Thou+	0

Data in this Kit is presented in good faith, with an intention to inform voters. MLAs' Election Expenditure Affidavits from the CEO Website (<http://ceoassam.nic.in/>) is the source of this analysis.

Website:- www.adrindia.org, www.myneta.info

S.No.	Name	District	Constituency	Party	Total expense declared (Rs.)	Expense incurred on Public Meetings and Processions without star (Rs.)	Expense incurred on Public Meetings and Processions with star (Rs.)	Expense incurred on Campaign Materials (Rs.)	Expense incurred on Campaigning through electronic/print media (Rs.)	Expense incurred on Vehicles Used (Rs.)	Expense on Erection of gates, arches, banners etc (Rs.)	Expense on Visits of leaders to the constituency (Rs.)	Expense on Visit of other party functionaries (Rs.)	Expenses on campaign workers (Rs.)	Other misc expenses (Rs.)
126	NIJANUR RAHMAN	DHUBRI	GAURIPUR	AIUDF	3,81,589 3 Lacs+	2,50,172 2 Lacs+	0	53,047 53 Thou+	0	64,770 64 Thou+	0	0	0	3,600 3 Thou+	10,000 10 Thou+

Table 12: Election expenses declared by MLAs in Assam Assembly Elections, 2016: Full Details

Contact Details

Assam Election Watch

Mr. Tasaduk Ariful Hussain
State Co-ordinator
+91 94350-54775
arif@nestinfo.org

National Election Watch/Association for Democratic Reforms

Media and Journalist Helpline	Maj.Gen. Anil Verma (Retd)	Prof Jagdeep Chhokar	Prof Trilochan Sastry
--------------------------------------	-----------------------------------	-----------------------------	------------------------------

Data in this Kit is presented in good faith, with an intention to inform voters. MLAs' Election Expenditure Affidavits from the CEO Website (<http://ceoassam.nic.in/>) is the source of this analysis.

Website:- www.adrindia.org, www.myneta.info

+91 80103 94248 Email: adr@adrindia.org	Head National Election Watch, Association for Democratic Reforms 011 4165 4200, +91 88264 79910 adr@adrindia.org , anilverma@adrindia.org	IIM Ahmedabad (Retd.) Founder Member, National Election Watch, Association for Democratic Reforms +91 99996 20944 jchhokar@gmail.com	IIM Bangalore Founder Member, National Election Watch, Association for Democratic Reforms +91 94483 53285 trilochans@iimb.ernet.in
--	--	---	--

DISCLAIMER

All information about MLAs, in this report has been taken from the election expenditure statements filed by them and submitted to the Chief Electoral Officer, Assam. **ADR does not add or subtract any information, unless the EC changes the data. In particular, no unverified information from any other source is used.** Copies of affidavits were obtained from the CEO's website (<http://ceoassam.nic.in/>) While all efforts have been made to ensure that the information is in keeping with what is mentioned in the election expenditure statements, in case of discrepancy between information in this report and that given in the election expenditure statements, the information reported in the election expenditure statements filed by MLAs should be treated as correct. Association for Democratic Reforms, Assam Election Watch and their volunteers are not responsible or liable for any damage arising directly or indirectly from the publication of this report.