

# LOK SABHA ELECTION WATCH 2009

A COMPENDIUM OF STATE ELECTION  
WATCH REPORTS





# CONTENTS

Foreword .....	1
Acknowledgment .....	2
Selected media coverage of NEW/ADR reports .....	5
The Lok Sabha 2009 Elections - An Introduction .....	9
National level analysis for Lok Sabha 2009 elections .....	21
Analysis of the first list of cabinet ministers .....	69
Re-elected MPs and MPs who recontested but lost – Asset comparison .....	81
Full asset details for MPs Lok Sabha 2009 .....	107
Full details of pending criminal cases on MPs Lok Sabha 2009 .....	143

## State Election Watch Reports

1. Andaman & Nicobar Islands .....	233-236
2. Andhra Pradesh.....	239-268
3. Arunachal Pradesh .....	271-273
4. Assam.....	277-295
5. Bihar.....	299-340
6. Chandigarh.....	343-345
7. Chhattisgarh.....	349-368
8. Dadra & Nagar Haveli .....	371-374
9. Daman&Diu .....	377-379
10. Goa.....	383-391
11. Gujarat.....	395-431
12. Haryana.....	435-456
13. Himachal Pradesh .....	459-470
14. Jammu&Kashmir .....	473-486
15. Jharkhand.....	489-519
16. Karnataka.....	523-557
17. Kerala.....	561-590
18. Lakshadweep.....	593-595
19. Madhya Pradesh.....	599-627
20. Maharashtra.....	631-678
21. Manipur.....	681-684

22. Meghalaya .....	687-689
23. Mizoram.....	693-695
24. Nagaland.....	699-701
25. NCT of Delhi .....	705-718
26. Orissa.....	721-747
27. Puducherry.....	751-753
28. Punjab.....	757-780
29. Rajasthan .....	783-804
30. Sikkim.....	807-809
31. TamilNadu.....	813-846
32. Tripura.....	849-852
33. Uttar Pradesh .....	855-908
34. Uttarakhand.....	911-922
35. WestBengal.....	925-959

List of serious IPC sections .....	961
About ADR and NEW .....	966
List of state coordinators .....	972
Disclaimer .....	978

# FOREWORD



Election Watch is now an omnibus nomenclature for voter enrolment, thoroughgoing candidate scrutiny and disseminating the outcome for pre-poll voter consumption carried out by a growing host of civil society groups in India. However the Lok Sabha 2009 National Election Watch report is the work of the pioneers in the field, the Association for Democratic Reforms (ADR) and the national network called National Election Watch (NEW).

The report confirms our worst suspicions. MPs with criminal records are more numerous in 2009 (162) than in 2004 (128), and so too those involved in heinous offences such as dacoity, rape and murder (76:58).

MP crorepatris have doubled in number in 2009 (315) compared to 2004 (156). And the chances of winning an election in 2009 progressively improved with the value of their assets (0.43% with assets under Rs.10 lakhs to 32.65% with assets over Rs.5 crores). Yet election expenses continue to be absurdly under-reported. An MP from Arunachal reportedly spent only Rs.10,000 while the freest spenders anywhere were reportedly well within the Rs.25 lakh limit. Obviously in fear of admitting to a corrupt practice under the law, and rendering their election liable to be declared null and void by the High Court.

I have had the unique pleasure of associating with ADR – relentless, indefatigable and unbuyable academics - since it won from the Supreme Court additional items for incorporation in a candidate's affidavit. All this while I was in the Election commission. I now look forward to ADR and their associates attacking candidates' spending way above the ceiling instead of just reproducing the candidates' version of how much they spent. (In Andhra Pradesh it is popularly believed that a candidate's expenditure for a Lok Sabha election is at least Rs.5 crores). Pari passu the Election Commission would do well to dispense with departmental financial observers and hire professionals to assess the expenses of individual candidates.

Mr. J.M. Lyngdoh  
(Former Chief Election Commissioner of India)



# ACKNOWLEDGEMENT

Association for Democratic Reforms (ADR) and National Election Watch (NEW) expresses its sincere gratitude to all the volunteers, individuals, groups and organizations who have helped directly or indirectly in completion of this report. This volume would not have been possible without their contribution and assistance.

We also want to thank Election Watch Group in various states as without their help this report would not have attained its present form. Acknowledgements of Election Watch Groups of respective States are provided along the state wise chapters.

This volume is dedicated to everyone responsible in making a contribution towards its completion, irrespective of its magnitude. At last, but not the least, we convey our thanks to all those persons and organizations whose untiring help, support as well as guidance enabled us to achieve our goal.





# Selected Media coverage of NEW/ADR reports



150 में से 73 पर चल रहे हैं संगीन मामले

सांसद अरबपति हैं जिनमें से दो कांग्रेस और एक तेलुगु देशम तथा एक अन्य राष्ट्रवादी कांग्रेस पार्टी से हैं। रिपोर्ट के अनुसार तेलुगु देशम के टिकट पर लोकसभा के लिए चुने गए 50 वर्षीय नामा नागेश्वर राव सबसे दौलतमंद सांसद बन गए हैं जिनकी संपत्ति

173/

राजस्थान में करोड़पति  
उम्मीदवारों की भरमार

राजस्थान में कांग्रेस के 15 उम्मीदवार करोड़पति हैं जबकि भारतीय जनता पार्टी में करोड़पति उम्मीदवारों की संख्या 13 है। बसपा में भी सात उम्मीदवार करोड़पति हैं। बसपा में अलवर लोकसभा क्षेत्र के करोड़पति कांग्रेस में 15, भाजपा में 13 और बसपा में 7 करोड़पति उम्मीदवार

उम्मीदवार अब्दुल गफ्फार ने टिकट के लिए पैसे देने के आरोप लगाने के बाद गुस्सा कर अपना नामांकन वापस ले लिया। राज्य की कोटा संसदीय क्षेत्र से कांग्रेस के उम्मीदवार इज्येराज सिंह प्रदेश के सबसे धनी नेता हैं जो टॉक-सर्वाई माधोपुर सीट से चुनाव लड़ रहे कांग्रेसी उम्मीदवार गौरीनाथ मीणा और भाजपा के कर्नल हिराद्री सिंह बैसला ने भी दोनों में सबसे गरीब हैं। मीणा और बैसला ने

वर्ष	2009 में	2004 में
स	42	29
पी	41	26
सेना	8	11
डीयू	8	7
एसपी	7	3
डीडी	6	8
एनसीपी	4	1
डीएमके	4	5
पीएम	3	4
पीएम	2	7

पूजावास हुआ है जिसपर सोनिया फंस हैं। सत्य-वादी को अपराध मुक्त कारी को मुक्ति चला रहे संगठन। इसीलिए सत्य-वादी ने सोनिया को (सोनीयों) (पूजावास) के विपरीत को सोनिया-वादी जिनसे सोनिया-वादी है कि दूसरी हमें भारी हल्लास हुए है। सोनिया सोनिया के नामों में अब भी सोनिया के विपरीत को किरण दिख रही है। 2004 में सोनिया को पर 302 संगीत सामग्री से दोषी ठहरा 213 है।

बेकवाल ने कहा कि पीटरों ने जगमगाहट ही आई है पर जब तक दल से लोगों को निकट देना बंद नहीं कर देते और कानून बना कर ऐसे लोगों को चुनना लगने से नहीं रोकते तब तक

**करोड़पतियों जितने ही दागी मैदान में**

लोकसभा सीट 5 कुल उम्मीदवार 76

प्रयाणी	पार्ट	दागी
5	जिम्हा	1
5	जिम्हा	2
2	जिम्हा	1
1	जिम्हा	1
63	जिम्हा	6

ॐ नमो भगवते वासुदेवाय

## मैदान में करोड़पति

क्र.सं.	पार्स	प्रवासी
3	कपिल	5
2	सपा	5
1	सपा	2
1	भाजपा	5
4	सपा	59

١٢٠

## प्र प्र तांगया

कराड़पात है। देशभर में पश्चिम दिल्ली

पांच करोड़ से अधिक की संपत्ति वाले

पांच करोड़ से अधिक की संपत्ति वाले	
दीपक भारद्वाज	603 करोड़
कंवर सिंह तंवर	154 करोड़

मो. शोरनबी चमन	61 करोड़
कपिल सिब्बल	31 करोड़
मोहम्मद मुस्तकीम	19 करोड़
दिनेश जैन	12 करोड़

जितेंद्र कुमार गुप्ता	9 करोड़
हार्ज दिलशाद अली	7 करोड़
महमेल मिश्रा	6 करोड़

त्रिसोकचंद शर्मा	5 करोड़
विजेंद्र कुमार	5 करोड़

संसदीय क्षेत्र का नाम धनवान प्रत्याशी के  
तौर पर बसपा के दीपक भारद्वाज ने झलक

पश्चिम दिल्ली से निर्दलीय प्रत्याशी दिनेश जैन कहते हैं कि समय खराब है इसलिए राजनीति में हूँ। जनता पार्टी से पहले चुनाव लड़ चुका हूँ। राष्ट्रीय नेताओं के भाषण से दुखी हूँ। संसद का प्रतिनिधित्व करने वाले

संस्कृति एवं मर्यादा के विरुद्ध भाषणबाजी कर रहे हैं। लोकल मुद्दे नहीं बल्कि अच्छी शिक्षा, आतंकवाद से लड़ाई और बॉर्डर सुरक्षा जैसे मुद्दों पर मांसद के चुनाव होने चाहिए।

## 14 करोड़पति उम्मीदवार

गुवाहाटी (ब्यूरो)। असम के चौदह लोकसभा सीटों के लिए खड़े उम्मीदवारों से चौदह करोड़पति उम्मीदवार हैं। इनमें से अधिकतम कांग्रेस के उम्मीदवार हैं। सबसे धनी उम्मीदवार कांग्रेस

अजमल के भाई सिराजुद्दीन अजमल करीब साढ़े बयालीस करोड़ की संपत्ति के साथ हैं। उनके बड़े भाई बदरुद्दीन तीस करोड़ से अधिक की संपत्ति के साथ तीसरे नंबर पर हैं।

केंद्रीय मंत्री संतोष मोहन देव दस करोड़ से अधिक की संपत्ति के साथ चौथे और पूर्व सांसद रानी नराह पांच करोड़ से अधिक की संपत्ति के साथ पांचवें नंबर पर हैं।

केंद्रीय राज्यमंत्री वीके हैंडिक के पास डेढ़ करोड़ से अधिक संपत्ति है। रोबिन बरदोलई के पास एक करोड़, पवन सिंह घाटवार के पास अठान्ने लाख तथा दीप गोर्गोई के पास करीब साढ़े इकतालीस लाख की संपत्ति है।

## अब मोबाइल पर दागियों के रिकॉर्ड

अतुल कुमार नई दिल्ली

■ उम्मीदवारों का कच्चा चिट्ठा खोलेगा इलेक्शन वॉच

लोकसभा चुनाव की प्रक्रिया शुरू होते ही अगर आपके मोबाइल पर उम्मीदवारों की अपराधिक रिकॉर्ड से संबंधित कोई मैसेज आए तो चौंकिएगा नहीं। इस तरह के संदेशों में आपके क्षेत्र के सभी उम्मीदवारों के साथ ही देश के अन्य क्षेत्रों के उम्मीदवारों के आपराधिक रिकॉर्ड का भी कच्चा चिट्ठा हो सकता है।

चुनावों पर नजर रख रखी  
वैच्छिक संस्था नेशनल इलेक्शन  
1 (न्यू) इस बार हर उम्मीदवार

के बारे में तमाम जानकारियां जुटा रही हैं। संस्था ने चुनाव प्रक्रिया शुरू होने पर इनके बारे में सूचना के विभिन्न माध्यमों से जनता को पूरी जानकारी उपलब्ध कराने की योजना बनाई है। इनमें मोबाइल, इंटरनेट अखबार तथा टीवी चैनलों का इस्तेमाल किया जाएगा। न्यू के अनिल भुववाल बताते हैं कि पिछले महीने मुंबई में इस बारे में आयोजित सम्मेलन में निर्णय लिया

गया था और एक सप्ताह में आंध्रप्रदेश और उड़ीसा में भी इस तरह के सम्मेलन आयोजित किए जाएंगे। इन दोनों राज्यों में लोकसभा और विधानसभा के चुनाव साथ ही होने की संभावना है। उन्होंने बताया कि इस अभियान में 1200 से अधिक स्वेच्छिक संगठन जुड़ गए हैं जो 28 राज्यों का प्रतिनिधित्व करते हैं। इन सबों ने किए गए कार्यों और अनुभवों से इनका आकलन किया है कि लोग सबसे पहले जन प्रतिनिधि के कविले और ईमानदार होने की मांग करते हैं।

सबसे धनी 31  
गोदवार कांग्रेस  
मणिकुमार सुब्बा हैं। उनसे  
करीब पीने अट्ठावन करोड़  
संपत्ति है। खास बात यह है कि  
ये अभी उम्मीदवार के खिलाफ  
म के सबसे गरीब उम्मीदवार  
में हैं। तेजपुर सीट से चुनाव  
रहे आरएसपीएस के आरवी  
सन की संपत्ति शून्य है। नामांकन  
के साथ दाखिल हलफनामे में  
बात का जिक्र है।  
उम्मीदवारों में दूसरे नंबर पर  
डीएफ के प्रमुख बदरहीन

साथ तीसरे नंबर पर हैं।  
केंद्रीय मंत्री संतोष  
मोहन देव दास करोड़ से अधिक की  
संपत्ति के साथ चौथे और पूर्व  
सांसद रानी नराह पांच करोड़ से  
अधिक की संपत्ति के साथ पांचवें  
नंबर पर हैं।  
केंद्रीय राज्यमंत्री वीके हैडिक के  
पास डेढ़ करोड़ से अधिक संपत्ति  
है। रोबिन बरोदालई के पास एक  
करोड़, पवन सिंह घाटवार के पास  
आठान्ने लाख तथा दीप गोगोई के  
पास करीब साढ़े इकतालीस लाख  
की संपत्ति है।



## A Report by ADR



# Make an informed choice in polls: Aamir

Meena Iyer | TNN

**Mumbai:** Actor and film-maker Aamir Khan, who is also the face of TOI's Lead India campaign, is lending support to an NGO called ADR (Association for Democratic Reforms).

Khan got in touch with the people who started the NGO, including IIM Bangalore's dean Trilochan Shastri and its director Pankaj. "ADR aims to raise awareness on the elections across the country," says Khan.

ADR is responsible for collecting information from the election com-

Prasad Kumar



**MAKING A POINT:** Actor Aamir Khan addresses the media in Mumbai

er to go out and cast their vote," he says. "This has to change; not only should we be known the world over as the biggest democracy, we should also aim at being the best democracy."

Khan's got his company Aamir Khan Productions to make three public service films, funded out of his pocket.



The first shows a woman haggling over vegetables, with the message that people invest even lesser time in choosing our candidates than they do choosing vegetables; the second talks of how people invest so much time searching for groom for their daughters, but

nation to; and the third warns against voting for a leader who try to buy votes through cash or kind rewards.

"I'm requesting media houses to own this film. In other words, to air it free-of-cost because this campaign belongs to anyone who feels for his country and wants the positive message to go across. Who you vote for is your prerogative; ADR or I are not telling you who to choose," says Khan.

"But we'd definitely like you to make an informed choice. You can go to the website and find out details about the candidates in your constituency; their strengths and weaknesses. You can also call 1800 toll-free number or SMS 56070

## At 131 crore, Jindal richest candidate in 'rich' Haryana



**KUMARI SELJA**

i-Mahendragarh con-

**KEEPENDER**  
Minister Bhupinder Singh

## Advani's assets worth over Rs 3.5 cr

**Gandhinagar.** The BJP's prime ministerial candidate L K Advani Wednesday declared that his and his family's assets are over Rs 3.5 crores, including two flats in Gurgaon and a house here. In his affidavit before the district election officer, the saffron leader declared that his two flats in Gurgaon are worth Rs 92.5 lakhs each, while his house in Gandhinagar is valued at Rs 50 lakhs. He has deposits of Rs 67.56 lakh, while his wife has deposits of Rs 36.56 lakh. The BJP leader also has jewellery worth Rs 16 lakh which he jointly owns with his wife. PTI

## An online initiative for you to join in governance

A step beyond providing accessible information to citizens

Sruthi Krishnan

**CHENNAI:** At the Humanities Department of IIT-Madras, there is a door with a metal mesh to keep the friendly monkeys from paying a visit.

The door leads to a room where associate professor P. Sudarsan reviews information collated by volunteers all

- Election Watch plans to have scorecard for MPs
- Idea is to look at larger picture of accountability and governance

## 'Bahubalis' muscle in on battle for ballots

## Way to big money? An LS stint

From '04 To '09, MPs Register Assets Growth Between 100% And 9,100%

TIMES NEWS NETWORK

New Delhi: It was not just political parties whose bottom-lines showed impressive growth when their strength rose in Parliament, even many MPs who were elected in 2004 saw the value of their assets increase significantly once they were in Lok Sabha.

An analysis of affidavits of about 58 sitting MPs recontested the 2009 Lok Sabha elections shows that more than half of them saw their assets grow between 100% and 9,100% in comparison to what they had in 2004. The growth in assets in some cases could also be due to some MPs having started from a low base.

The affidavits of recontesting MPs were analysed by Association of Democratic Reforms, an election watch group having dean of IIM Bangalore Trilochan Shastri and former CPIO M Lyngdoh as members

### MONEY MATTERS

An analysis of affidavits of about 58 sitting MPs contesting the 2009 Lok Sabha elections shows that more than half of them saw their assets grow between 100% and 9,100% between the 2004 polls and now

#### GAINERS

Mohd Tahir (BSP)	9,100	Sonia Gandhi (Cong)	60	Jyotiraditya Scindia (Cong)	430
CH Vijayashankar (BJP)	6,500	Rahul Gandhi (Cong)	414	Moni Kumar Subba (Cong)	214
Sachin (Cong)	1,700	Sandeep Dikshit	377	Kapil Sibal (Cong)	101
B Vallabhaneni (Cong)	1,100	R Jagopati (Cong)	43	Pranab Mukherjee (Cong)	77

#### LOSERS

S Bangarappa (Cong)	-80
Prasanna Kumar (BJD)	-66
Gunduz Dasgupta (CPI)	-9
Ranjeeta Ranjan (Cong)	-40
Nidhi Kumar (Cong)	-33

than their party president. Besides Pilot, Santosh Mohan Dev has seen his assets zoom by more than 700%. Jyotiraditya Scindia (800%), lottery king Moni Kumar Subba from Assam (214%), Kapil Sibal (101%), and Pranab Mukherjee (77%). "Politics has become a huge money making business, next to none. With no barriers, and now unweavable to this seems to be the only business not affected by recession of any kind," said Sastry.

Jagdeep Chhokar, former director of IIM Ahmedabad and founder member of ADR, said, "There needs to be more transparency in where and how the assets of these elected representative is going up." A similar study conducted by ADR earlier based on the income tax returns of major political parties had revealed that cash flow of many of these parties had been almost directly proportional to their electoral success. Assets of

killers. Bahubalis are feudal musclemen with roots. In rural Bihar, they represent brute face of Indian society. They can mobilise as well as terrorise. They can prevent voting and even elections cancelled through force. Other regions that produced such dons are Bengal, Maharashtra north-east.

ong the BSP's candidate Dhananjay Singh, accused in four murders. He is killed over 70 people, is contesting from Mirzapur on Indian Justice Party ticket. In West Bengal, Congress 'bahubali' Adhir Ranjan Chowdhary is in the fray from Berhampore. He was acquitted in a double murder case but some cases are still pending. In Bihar, JD(U) has given LS ticket to a criminal-turned-politician Vijay Kumar Shukla alias Munna. He was also convicted in the sensational murder of Gopalganj DM G Krishnaiah, but acquitted by

## PRIME DE CRIME

**Mukhtar Ansari**  
Prime accused in the murder of BJP MLA Krishnanand Rai Party | BSP, Seat | Varanasi



# Rs 53 lakh hike in Sonia assets

MAULSHREE SETH  
RAE BAREIL, APRIL 6

Rahul Gandhi and family friend Satish Sharma accompanied her to the collectorate when she filed her nomination around 12.30 pm.

Mian, another tradition she has been following for long.

Sonia's assets are worth Rs 1.38 crore, which is around Rs 1 crore

ment year 2008-09.

Sonia owns jewellery worth Rs 11 lakh and silverware worth Rs 18.37 lakh. She holds Rs 24.88 lakh in PPF, Rs 1.001 lakh in mutual funds and

## भोटेर आगे सन्त्रास बा इतिहमे रिगिं रूखते ब्यबस्था कमिशनर



सोनीया गांधी जी के साथ उनके परिवार के सदस्यों और मित्रों के साथ एक सार्वजनिक कार्यक्रम में। सोनीया गांधी जी के साथ उनके परिवार के सदस्यों और मित्रों के साथ एक सार्वजनिक कार्यक्रम में।

## 300 crorepati MPs as House gets richer

House this time — less than the number from Punjab and Rajasthan. Anil Bairwal, coordinator, NEW, said, "The misuse of monetary incentives to buy votes has increased sharply since the last elections and continues to be a source of threat to real democracy." Bairwal doubts that development would be the priority of the new MPs who have spent huge sums to get themselves elected. "They are more likely to focus on recovering the funds they spent and on giving favours to those who

## 27 ಕ್ರೋಟಿ ಗಳು

ದೇಶದ 222 ಮಂಡಿ ಹಣಕಾಸು ಸಚಿವರು ಸಾರಾಂಶವಾಗಿ 2008-09 ರಲ್ಲಿ 27 ಕ್ರೋಟಿ 181 ಲಕ್ಷ ರೂಪಾಯಿ (ಸರಾಸರಿ 27 ಲಕ್ಷ ರೂಪಾಯಿ) ಮೊತ್ತವನ್ನು ವಸೂಲಿ ಮಾಡಿದ್ದಾರೆ. ಈ ಪೈಕಿ 10 ಕ್ರೋಟಿ 45 ಲಕ್ಷ ರೂಪಾಯಿ (ಸರಾಸರಿ 1.45 ಲಕ್ಷ ರೂಪಾಯಿ) 222 ಮಂಡಿಗಳಿಗೆ ಸೇರಿದವು. ಮಂಡಿಗಳಿಗೆ ಸೇರಿದವು 2008-09 ರಲ್ಲಿ 27 ಕ್ರೋಟಿ 181 ಲಕ್ಷ ರೂಪಾಯಿ (ಸರಾಸರಿ 27 ಲಕ್ಷ ರೂಪಾಯಿ) ಮೊತ್ತವನ್ನು ವಸೂಲಿ ಮಾಡಿದ್ದಾರೆ. ಈ ಪೈಕಿ 10 ಕ್ರೋಟಿ 45 ಲಕ್ಷ ರೂಪಾಯಿ (ಸರಾಸರಿ 1.45 ಲಕ್ಷ ರೂಪಾಯಿ) 222 ಮಂಡಿಗಳಿಗೆ ಸೇರಿದವು.

## दागियों को मंत्री न बनाने की अपील

अनुल कुमार नई दिल्ली लोकसभा चुनाव के दौरान आपराधिक मामलों में फंसे नेताओं को टिकट न देने की पार्टियों से और ऐसे उम्मीदवारों को मत देने की जनता से अपील करने के बाद नेशनल इलेक्शन वॉच (न्यू) ने ऐसे जीते सांसदों को मंत्री न बनाने की मुहिम शुरू की है। इसके तहत न्यू ने सरकार बनाने जा रहे संयुक्त प्रगतिशील गठबंधन के प्रमुख दल कांग्रेस की अध्यक्ष सोनिया गांधी, प्रधानमंत्री मनमोहन सिंह और कांग्रेस महासचिव राहुल गांधी को पत्र लिखकर कांग्रेस के टिकट पर जीत गए 43 दागियों की सूची सौंपी न्यू के समन्वयक अनिल बैरवाल

## टैक्स के डर से हुए पैन कार्ड गायब

जयपुर। पंजाबी लोकगीतों के चुनाव में ताल ठोक रहे 1205 उम्मीदवार करोड़ों रूपय की संपत्ति के तो मालिक हैं लेकिन इनमें से ज्यादातर उम्मीदवार आधारिक विभाग को टैक्स चुकाने से कतराते हैं। यही कारण है कि लोकसभा चुनाव में भाग आजग रहे 65 फीसदी उम्मीदवारों ने अपने हालफासलों में एफएमटी अकाउंट नंबर (फैन) कार्ड का उल्लेख नहीं किया। विरोधन विभाग के समक्ष पैसों का गण हालफासलों में उम्मीदवारों ने संश्लिप्त कर तो करीब 20 दिनों के बाद लेकिन अब 65 फीसदी उम्मीदवारों ने नहीं किया पैन कार्ड का उल्लेख। कांग्रेस में 20, भाजपा में 30 फीसदी नेताओं के पास पैन कार्ड नहीं।

## 14 करोड़पति उम्मीदवार

गुवाहाटी (ब्यूरो)। असम के चौदह लोकसभा सीटों के लिए खड़े उम्मीदवारों से चौदह करोड़पति उम्मीदवार हैं। इनमें से अधिकतम कांग्रेस के उम्मीदवार हैं। सबसे धनी उम्मीदवार कांग्रेस सांसद मणिकुमार सुब्बा हैं। उनके अजमल के भाई सिराबुदीन अजमल करीब साढ़े ब्यालीस करोड़ की संपत्ति के साथ हैं। उनके बड़े भाई बदरुद्दीन तीस करोड़ से अधिक की संपत्ति के साथ हैं। मोहन देव दस करोड़ से अधिक की संपत्ति के साथ चौथे और पूर्व सद रानी नराह पांच करोड़ से अधिक की संपत्ति के साथ पांचवें हैं।

पैन कार्ड का हवाला नहीं देने वाले उम्मीदवार	पार्टी	किता पैन कार्ड	पैन कार्ड
कांग्रेस	88	342	
भाजपा	122	295	
बसपा	200	281	
सपा	78	110	
माकपा	39	41	
राकपा	25	42	
जेडीयू	17	35	
लोकजनशक्ति	62	33	
आरजेडी	11	31	
टीडीपी	01	27	

## 27 ಕ್ರೋಟಿ ಗಳು

ದೇಶದ 222 ಮಂಡಿ ಹಣಕಾಸು ಸಚಿವರು ಸಾರಾಂಶವಾಗಿ 2008-09 ರಲ್ಲಿ 27 ಕ್ರೋಟಿ 181 ಲಕ್ಷ ರೂಪಾಯಿ (ಸರಾಸರಿ 27 ಲಕ್ಷ ರೂಪಾಯಿ) ಮೊತ್ತವನ್ನು ವಸೂಲಿ ಮಾಡಿದ್ದಾರೆ. ಈ ಪೈಕಿ 10 ಕ್ರೋಟಿ 45 ಲಕ್ಷ ರೂಪಾಯಿ (ಸರಾಸರಿ 1.45 ಲಕ್ಷ ರೂಪಾಯಿ) 222 ಮಂಡಿಗಳಿಗೆ ಸೇರಿದವು.

ಕೇಂದ್ರೀಯ ರಾಜ್ಯಮಂತ್ರಿ ಬಿಜೆಪಿ ಹೆಡ್ ಕೋಲ ಸೆ ಅಧಿಕ ಸಂಪತ್ತಿ ರೊಬಿನ್ ಬರದೋಲೆಗೆ ಪಾಸ ಏಕ ಲಕ್ಷ, ಪವನ ಸಿಹಿ ಘಾಟವಾರ್ ಪಾಸ ನವೆ ಲಾಖ್ ತಥಾ ದೀಪ ಗೋಗೋಗೆ ಕೇರಬಿ ಸಾಡೆ ಇಕ್ತಾಲಿಸಿ ಲಾಖ ಸಂಪತ್ತಿ ಹೆ।

# The Lok Sabha 2009 Elections- An introduction

This volume is a collection of reports of Election Watches conducted in all 28 States and 7 Union Territories during the Lok Sabha 2009 elections in India. The Lok Sabha Elections were held in the months of April & May 2009 in five phases. In a meeting held in Delhi prior to these elections, it was decided to formally launch a campaign called National Election Watch (NEW) for bringing together all the state election watch groups. National Election Watch is now a nationwide campaign comprising of more than 1200 organizations working on electoral reforms and improving democracy and governance in India. During Lok Sabha elections while some states had existing and well-established groups which took on the responsibility of conducting Election Watches, in some of the states individual groups or networks of groups came together for this purpose for the first time. A representative list of the Election Watch groups in different states and their contact information is given at the end of the book.

A number of workshops/ press conferences were conducted in almost all states during Lok Sabha 2009 elections. Election Watch Groups in some of the states also undertook a number of other activities such as -

- organizing common platforms where candidates were invited to come and interact with the voters,
- voter awareness campaigns,
- looking out for violations of the Model Code of Conduct during the campaign.
- monitoring of election campaign expenditure by candidates, and
- electoral roll verification and correction.

The efforts of Election commission in making available the affidavits of contestants to the public were encouraging. Orders were given by the Election Commission to make available affidavits within 24 hours of nomination. These were uploaded on state CEO websites and were made available in hard and soft copies in a number of states. Hence during the Lok Sabha 2009 elections, the process of accessing affidavits was far smoother than earlier.

During these elections, to reach masses it was decided to effectively use Information Technology for data dissemination, data collation, generation of requisite information and data analysis. The Election Watch groups in all the States and Union Territories collected copies of affidavits filed by the candidates with their nomination forms; summarised, collated, analysed the information contained in the affidavits; and disseminated that information in a variety of ways.

These elections were important because it was for the first time that criminal and financial information was available from the affidavits of contestants for two consecutive Lok Sabha elections. This made possible the comparative analysis of pending criminal cases and asset declarations of recontesting candidates for the first time for Lok Sabha Elections. To do the above in an efficient and time bound manner, an online tool was developed. It turned out to be a huge success in terms of minimizing errors and ensuring easy access to information in user friendly format. 14 state teams and 5 central teams worked to enter the information from the affidavits into the tool. Another important component of this entire exercise was to make sure that the information collated from the affidavits was made available to the people on time to ensure deliberations and discussions. More than 70% affidavits were available for public scrutiny at least 4 days before the elections.

A number of steps were taken for wide dissemination of data. These included setting up of new websites and initiating SMS and helpline campaigns among others. Easy to remember websites were built to

provide user friendly simple information for all contesting candidates from all constituencies. Our websites [www.nationalelectionwatch.org](http://www.nationalelectionwatch.org) and <http://myneta.info> were updated with live information of the contesting candidates in each phase of Lok Sabha polls. In fact the site <http://myneta.info> had more than a million hits starting from zero during the Lok Sabha elections and quickly reached into top 10,000 sites with respect to hits during these elections.

Latest SMS technologies were used to run a country wide SMS campaign to provide criminal, financial and educational details of all contesting candidates from their constituency via SMS to the users. The number of users who utilized these services reached more than a lakh during the campaign. A Helpline campaign was also initiated wherein, we started a nationwide toll free helpline where information (criminal, financial and educational) given by candidates in their affidavits was provided to the callers. It ran as a full-fledged call center during Lok Sabha elections. Using a total of about 25 lines, between Delhi, Mumbai and other states, we answered about 1000 calls a day during the entire election period.

For all our initiatives we also got great support from the various media organizations. All our press releases were extensively covered by the media of all types - print, web, radio etc. This led to deliberations and discussions and leaders of political parties were questioned on issues of criminalisation and misuse of money based on our reports all over the country. ADR and its network partners were also part of various panel discussions and debates on large number of TV channels.

An overall summary of the coverage of the Election Watches is given in the Table 1, and a summary of the findings of the Election Watches is given in Table 2.

**Table 1: Coverage by Election Watches**

	<b>Total</b>	<b>Covered in Election Watches</b>	<b>% Covered in Election Watches</b>
Number of States	28	28	100%
Number of Union Territories	7	7	100%
Number of Constituencies in all the States and UTs covered	543	543	100%
Number of Candidates in all the States and UTs covered	8070	7810	96.77%

**Table 2: Findings of Election Watches**

	<b>Number</b>	<b>%</b>
Candidates with pending criminal cases	1158	15 %*
Candidates with assets of more than Rs. 1 crore	1249	16 %
Candidates with "Nil" Assets	244	3%
Candidates with liabilities of more than Rs. 5 lakhs	1056	14%
Candidates without PAN	4863	62%

\* Percentage calculated with "No. of Candidates Covered (7810)" as the denominator



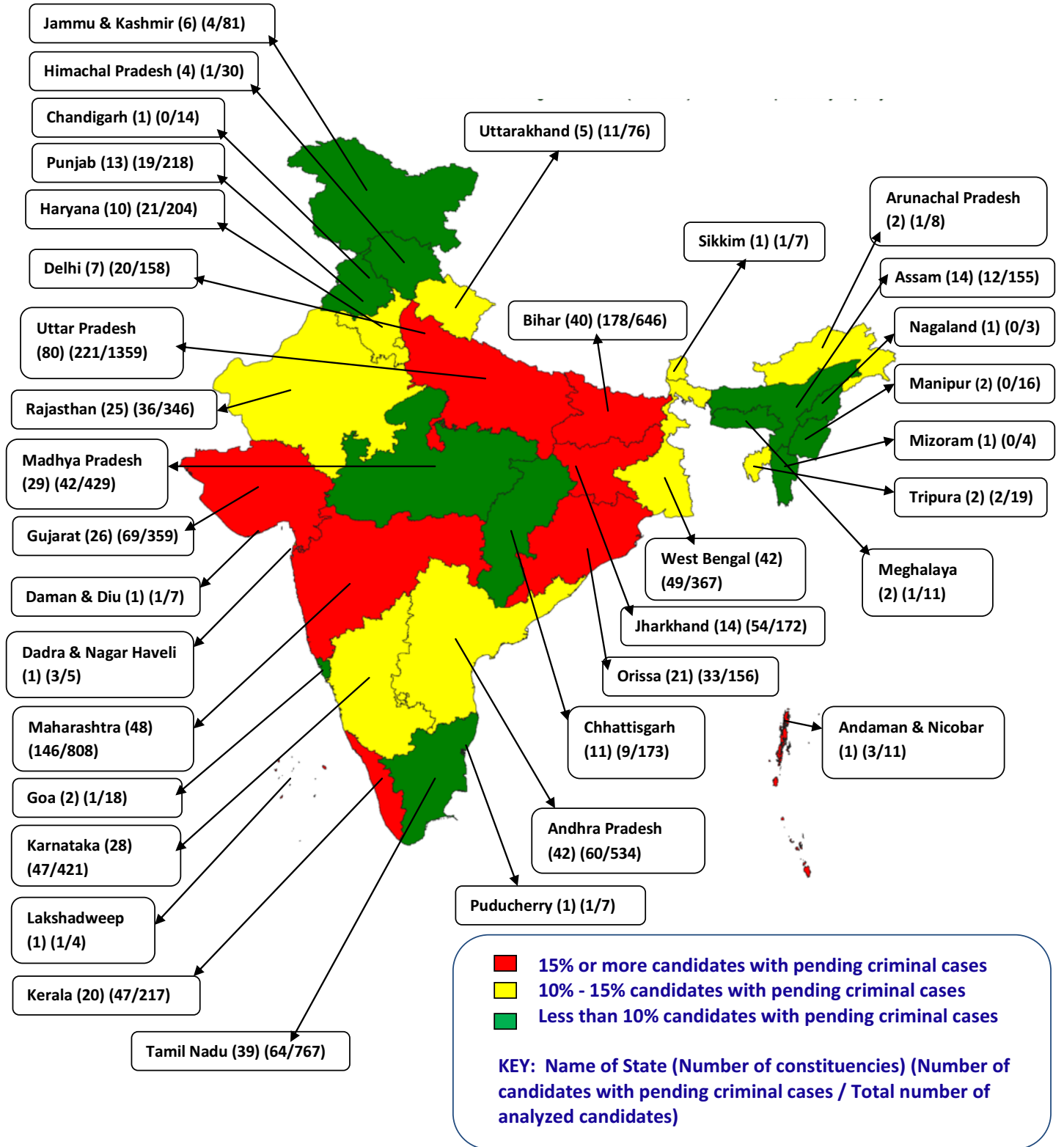
The State-wise summary of the data contained in this volume is summarised in the Table 3 below. Summary of coverage is also shown in the map given below.

It is hoped that the information contained in this volume will be of interest and use to everyone who has an interest and a stake in the improvement of democracy and governance in the country.

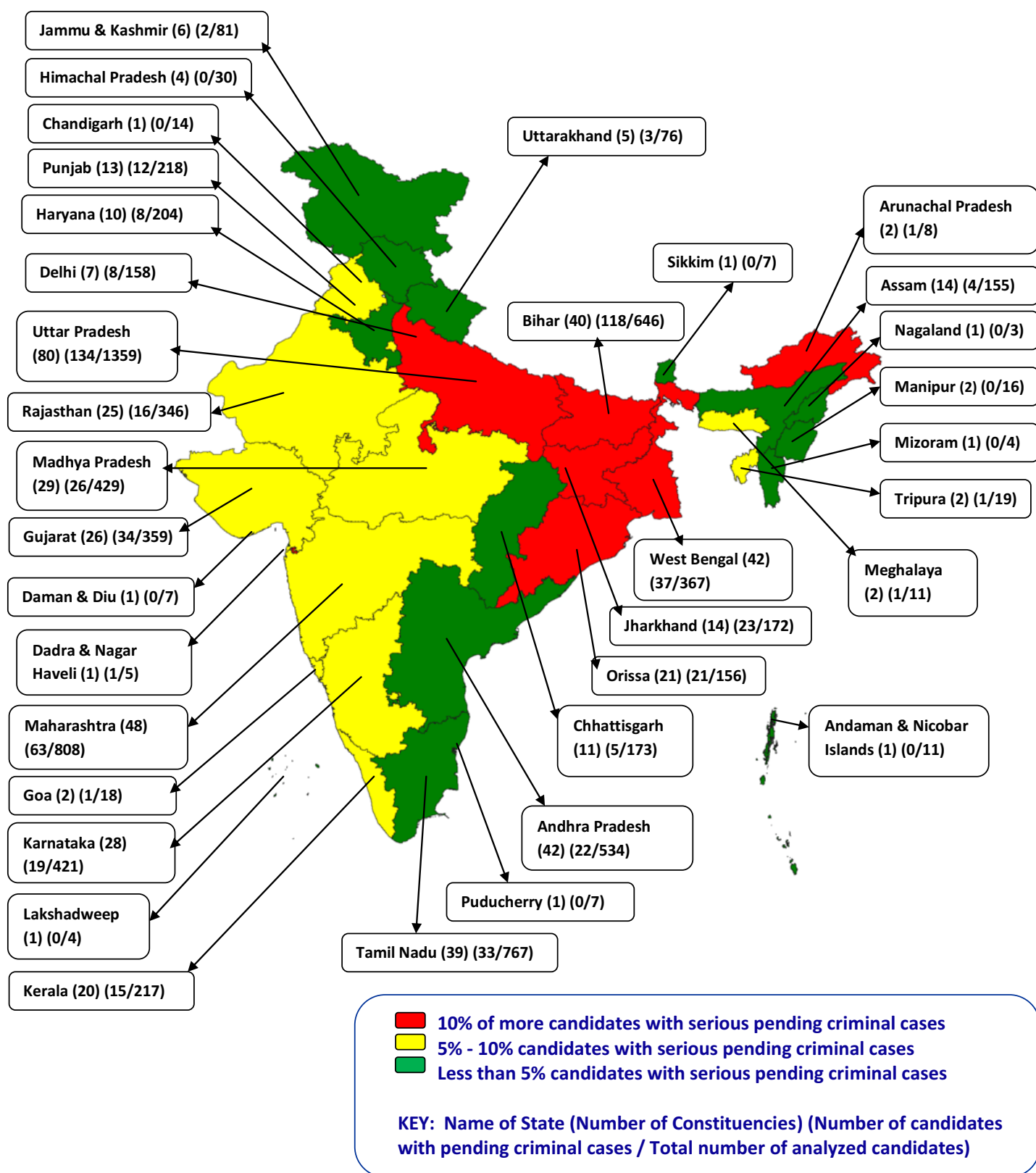
S No.	Name of State/ Union Territory	Total Constituencies	No. of Candidates			Candidates with pending criminal cases		Candidates with assets more than Rs. 1 crore		Candidates with NIL assets		Candidates with No PAN	
			Total	Cov- ered	%	Count	%*	Count	%*	Count	%*	Count	%*
STATES													
1	Uttar Pradesh	80	1368	1359	99%	221	16%	241	18%	12	1%	902	66%
2	Maharash- tra	48	819	808	99%	146	18%	138	17%	45	6%	463	57%
3	Andhra Pradesh	42	569	534	94%	60	11%	122	23%	61	11%	309	58%
4	West Ben- gal	42	368	367	100%	49	13%	36	10%	11	3%	181	49%
5	Bihar	40	672	646	96%	178	28%	78	12%	5	1%	410	63%
6	Tamil Nadu	39	823	767	93%	64	8%	94	12%	40	5%	558	73%
7	Madhya Pradesh	29	429	429	100%	42	10%	43	10%	9	2%	327	76%
8	Karnataka	28	427	421	99%	47	11%	94	22%	26	6%	260	62%
9	Gujarat	26	359	359	100%	69	19%	47	13%	4	1%	204	57%
10	Rajasthan	25	346	346	100%	36	10%	56	16%	1	0%	185	53%
11	Orissa	21	157	156	99%	33	21%	27	17%	6	4%	83	53%
12	Kerala	20	217	217	100%	47	22%	19	9%	5	2%	180	83%
13	Assam	14	158	155	98%	12	8%	14	9%	1	1%	75	48%
14	Jharkhand	14	249	172	69%	54	31%	20	12%	0	0%	91	53%
15	Punjab	13	218	218	100%	19	9%	49	22%	2	1%	126	58%
16	Chhattis- garh	11	178	173	97%	9	5%	8	5%	4	2%	138	80%
17	Haryana	10	210	204	97%	21	10%	61	30%	2	1%	124	61%
18	Jammu & Kashmir	6	81	81	100%	4	5%	14	17%	4	5%	58	72%
19	Uttara- khand	5	76	76	100%	11	14%	12	16%	0	0%	45	59%
20	Himachal Pradesh	4	31	30	97%	1	3%	9	30%	0	0%	10	33%
21	Goa	2	18	18	100%	1	6%	6	33%	1	6%	4	22%
22	Arunachal Pradesh	2	8	8	100%	1	13%	4	50%	0	0%	6	75%
23	Tripura	2	19	19	100%	2	11%	0	0%	1	5%	12	63%

S No.	Name of State/ Union Territory	Total Constituencies	No. of Candidates			Candidates with pending criminal cases		Candidates with assets more than Rs. 1 crore		Candidates with NIL assets		Candidates with No PAN	
			Total	Covered	%	Count	%*	Count	%*	Count	%*	Count	%*
24	Manipur	2	16	16	100%	0	0%	0	0%	1	6%	11	69%
25	Meghalaya	2	11	11	100%	1	9%	4	36%	0	0%	9	82%
26	Sikkim	1	7	7	100%	1	14%	4	57%	0	0%	6	86%
27	Nagaland	1	3	3	100%	0	0%	1	33%	0	0%	3	100%
28	Mizoram	1	4	4	100%	0	0%	0	0%	0	0%	4	100%
<b>Total for states</b>		<b>530</b>	<b>7841</b>	<b>7604</b>	<b>97%</b>	<b>1129</b>	<b>15%</b>	<b>1201</b>	<b>16%</b>	<b>241</b>	<b>3%</b>	<b>4784</b>	<b>63%</b>
<b>UNION TERRITORIES</b>													
1	Andaman & Nicobar	1	11	11	100%	3	27%	0	0%	0	0%	2	18%
2	Dadra & Nagar Haveli	1	5	5	100%	3	60%	2	40%	0	0%	2	40%
3	Daman & Diu	1	7	7	100%	1	14%	3	43%	0	0%	1	14%
4	Chandigarh	1	14	14	100%	0	0%	7	50%	0	0%	3	21%
5	Lakshadweep	1	4	4	100%	1	25%	2	50%	0	0%	1	25%
6	Puducherry	1	28	7	25%	1	14%	1	14%	0	0%	4	57%
7	NCT of Delhi	7	160	158	99%	20	13%	33	21%	3	2%	66	42%
<b>Total for UT's</b>		<b>13</b>	<b>229</b>	<b>206</b>	<b>90%</b>	<b>29</b>	<b>13%</b>	<b>48</b>	<b>21%</b>	<b>3</b>	<b>1%</b>	<b>79</b>	<b>34%</b>
<b>GRAND TOTAL for States and Union Territories</b>		<b>543</b>	<b>8070</b>	<b>7810</b>	<b>97%</b>	<b>1158</b>	<b>15%</b>	<b>1249</b>	<b>16%</b>	<b>244</b>	<b>3%</b>	<b>4863</b>	<b>62%</b>

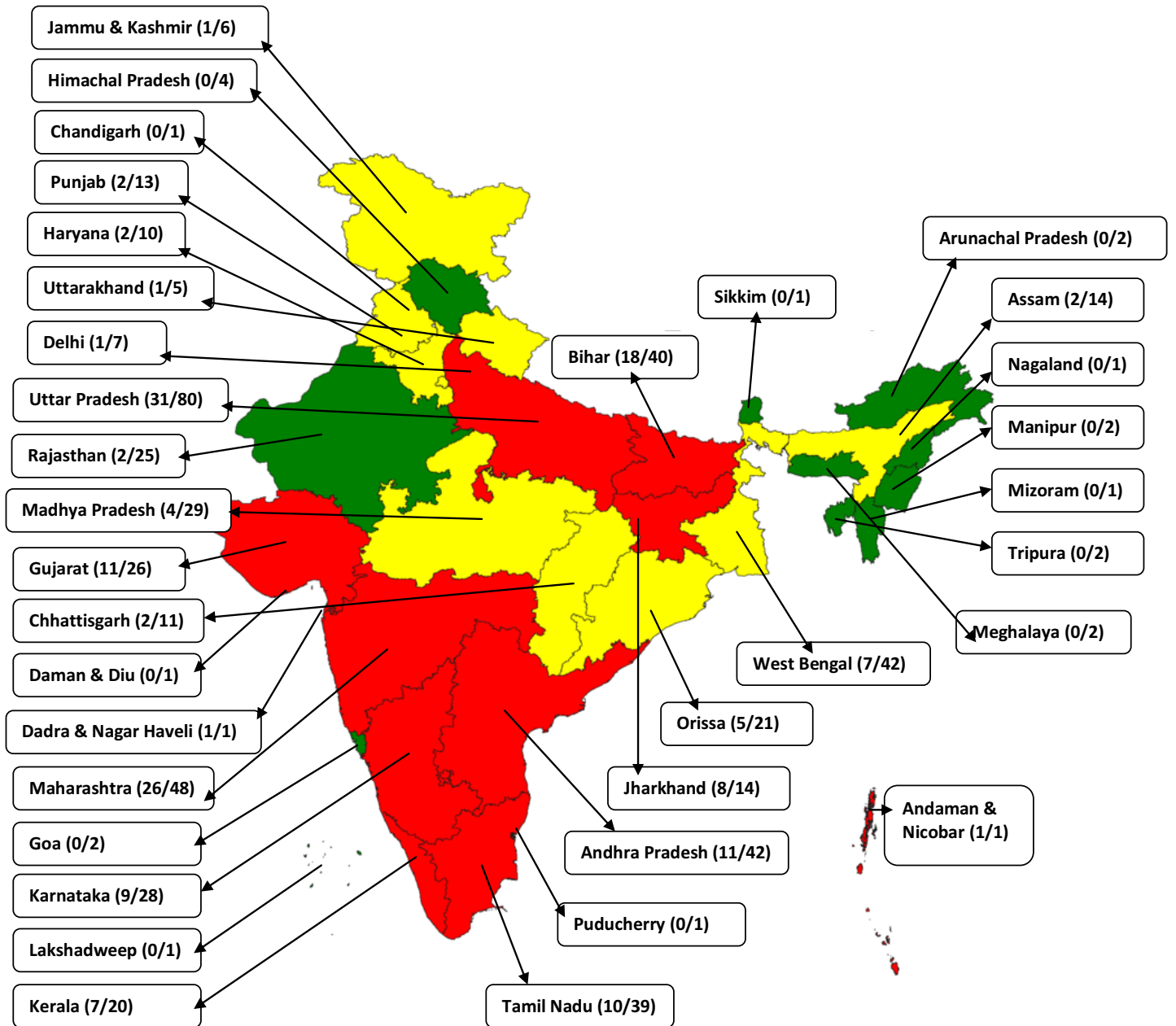
## Candidates with pending criminal cases



## Candidates with pending serious criminal cases



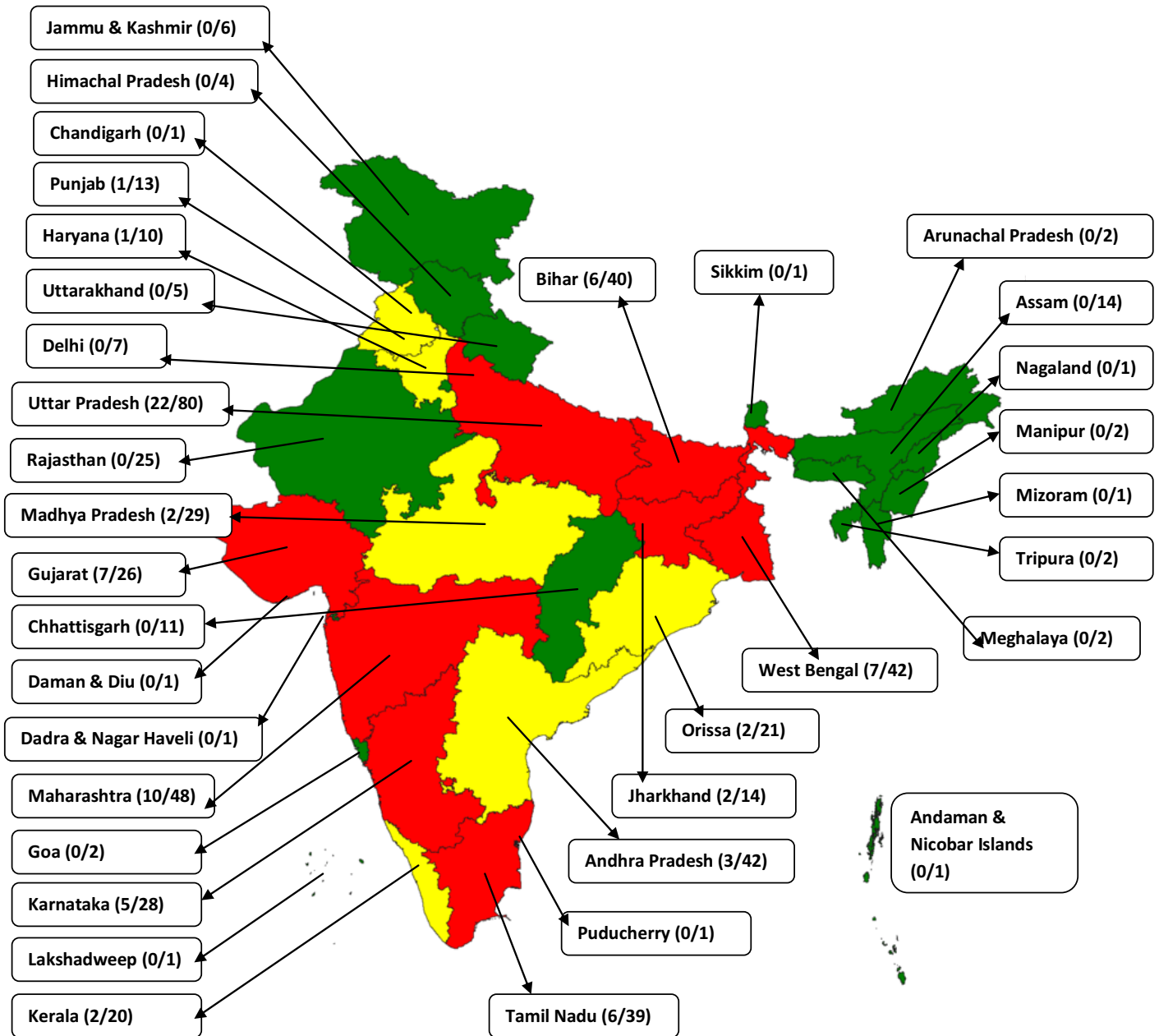
## MPs with pending criminal cases



- More than 25% MPs with pending criminal cases
- 10% - 25% MPs with pending criminal cases
- Less than 10% MPs pending criminal cases

**KEY:** Name of State (Number of MPs with pending criminal cases/ Total number of MPs)

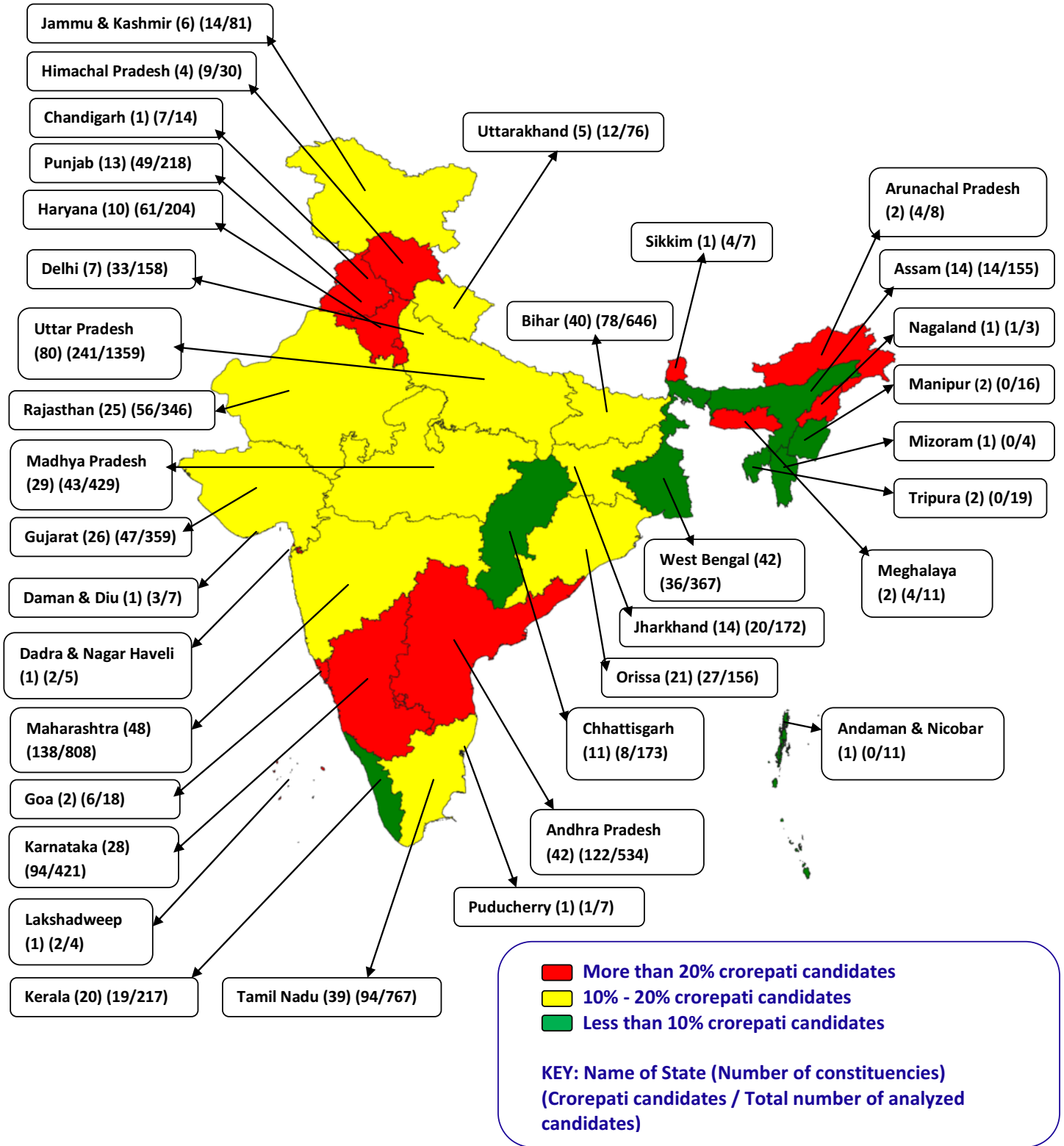
## MPs with pending serious criminal cases



- 10% of more MPs with serious pending criminal cases
- 5% - 10% MPs with serious pending criminal cases
- Less than 5% MPs with serious pending criminal cases

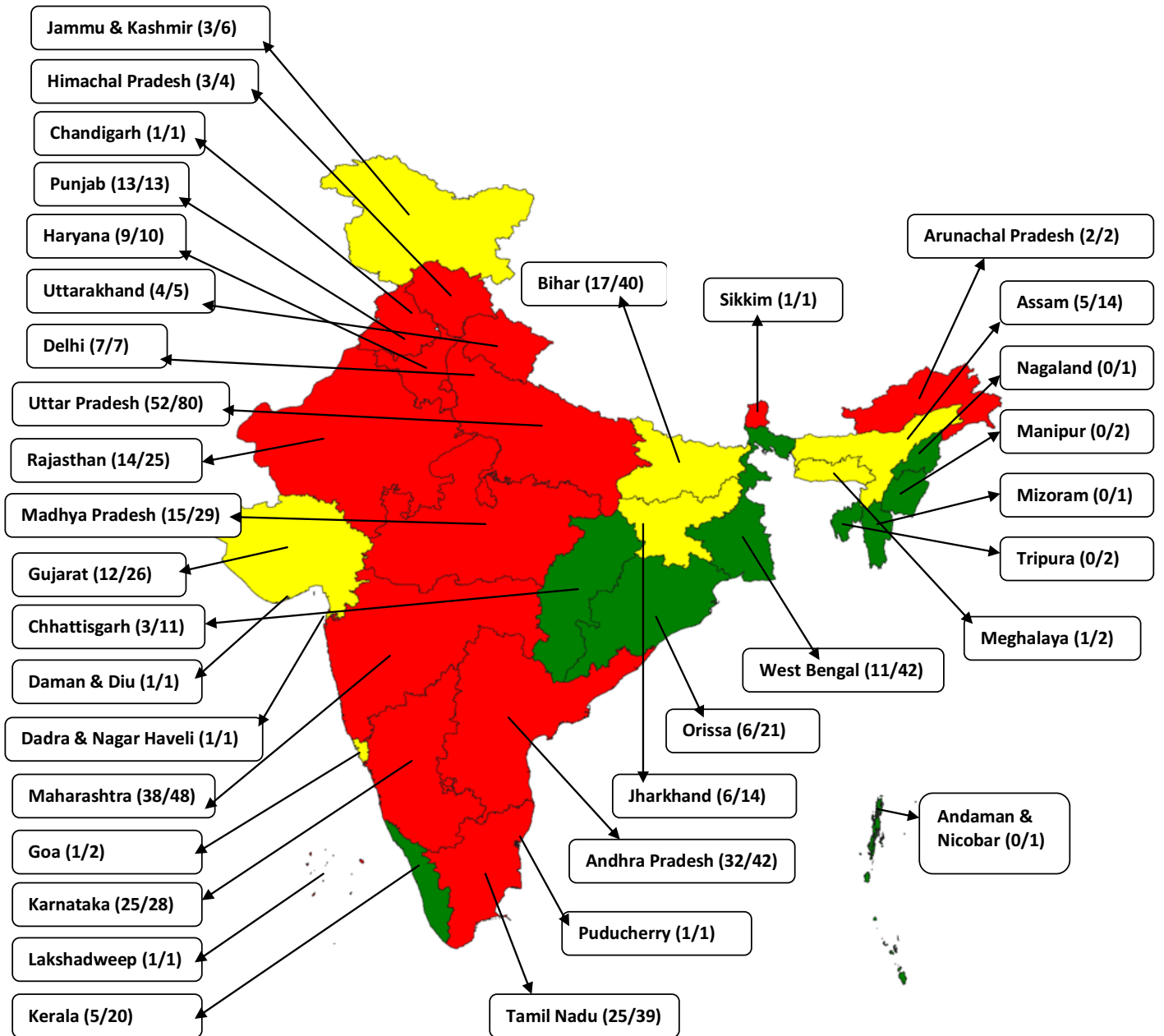
**KEY:** Name of State (Number of MPs with pending criminal cases/ Total number of MPs)

## Crorepati Candidates





## Crorepati MPs



- More than 50% crorepati MPs
- 30% - 50% crorepati MPs
- Less than 30% crorepati MPs

**KEY:** Name of State (Number of crorepati MPs / Total number of MPs)



**National level  
analysis for  
Lok Sabha 2009 Elections**

# CONTENTS

Executive summary for candidates and MPs .....	21
Voting and winning trend .....	23
Voting analysis .....	23
Comparison candidates & MPs – Lok Sabha 2004 & Lok Sabha 2009 .....	26
Analysis based on pending criminal cases.....	27
Analysis based on pending criminal cases- for candidates.....	27
Party wise break up for candidates with pending criminal cases.....	27
Violent crimes distribution – for candidates of major parties .....	29
Pending criminal cases- Lok Sabha 2004 vs Lok Sabha 2009- Candidates.....	34
Top 20 candidates with pending criminal cases.....	34
Analysis based on pending criminal cases- for MPs.....	38
Party wise break up for MPs with pending criminal cases.....	40
MPs with pending criminal cases- state wise .....	42
Party wise comparison for MPs with pending criminal cases- LS 2004 vs. LS 2009 - .....	43
Tainted constituency analysis.....	47
Top 20 MPs with most serious pending criminal cases .....	49
Analysis based on assets.....	51
Analysis based on assets – for candidates .....	51
Average assets for candidates – Party wise & State wise .....	52
Top 20 crorepati candidates .....	55
Analysis based on assets- for MPs.....	56
Chances of winning based on assets.....	57
Crorepati MPs- Party wise & State wise .....	57
Average assets per MP for major parties .....	59
Average assets per MP from various states .....	61
Asset position in constituency among candidates and chances of winning.....	63
Crorepati MPs – PAN not given .....	63
Details of top 20 MPs based on maximum assets.....	65
Female representation in Lok Sabha 2009 elections .....	66

# Lok Sabha Elections 2009

Lok Sabha 2009 elections were held in five phases from April 16, 2009 to May 13, 2009. This chapter includes the analysis of voting trend, criminalization, money power, gender etc in these elections. Information provided by ECI and details from the affidavits filed by contested candidates have been used for all analysis.

## Growth of political parties

In Lok Sabha 2004, 215 parties contested elections which rose to 368 in Lok Sabha 2009 elections. This reflects a rise of 71% in the number of parties from Lok Sabha 2004 elections to Lok Sabha 2009 elections.

In Lok Sabha 2004, out of 215 parties that contested 38 parties were able to send one or more MP to Lok Sabha. Contrasting this with Lok Sabha 2009, out of 368 parties that contested 37 parties were able to send one or more MP to Lok Sabha.

## Growth in number of candidates

A total of 8070 candidates contested Lok Sabha 2009 elections as compared to 5435 candidates in Lok Sabha 2004. This shows a growth of 48% in number of candidates contesting in 2009.

## Executive summary for candidates and MPs

### Summary for candidates

- Affidavits of 7810 candidates out of 8070 candidates who contested Lok Sabha 2009 elections were analyzed by National Election Watch (NEW).
- Out of these 7810 candidates, 1158 candidates or 15% declared pending criminal cases against them. INC had 117 such candidates out of 438 (26.71%), BJP had 116 out of 428 (27.10%), BSP had 107 out of 493 (21.70%), SP had 55 out of 192 (28.65%), NCP had 20 out of 68 (29.41%), CPM had 20 out of 81 (24.69%), SHS had 16 out of 46 (34.78%), ADMK had 9 out of 21 (42.86%), TDP had 9 out of 31 (29%) and AITC had 7 out of 33 (21.21) candidates with pending criminal cases.
- Out of these 1158 candidates with pending criminal cases, 608 had pending serious criminal cases like murder, attempt to murder, kidnapping, robbery, extortion etc. pending against them. BSP had 62, INC had 52, BJP had 49, SP had 35, NCP had 8, CPM had 10, SHS and ADMK had 6 each and AITC had 5 candidates with pending serious criminal cases against them.
- There were 1551 candidates of four main parties (INC, BJP, BSP & SP) and out of these 1551 candidates 395 (25.46%) had pending criminal cases against them. Comparing this to Lok Sabha 2004 elections, there were 1252 candidates of these four major parties- INC, BJP, BSP and SP. Out of these 1252 candidates of four major political parties, 218 (17.41%) had pending criminal cases against them.
- There were 2108 IPC charges of heinous nature on the 1158 candidates with pending criminal cases which included murder, attempt to murder, kidnapping, extortion, etc.
- There were a total of 196 red alert constituencies where 3 or more contesting candidates had pending criminal cases. Muzaffarpur constituency in Bihar had 10 candidates with pending criminal cases followed by Khagaria constituency in Bihar which had 9 candidates with pending criminal cases.
- A total of 1249 candidates out of 7810 i.e. 16% were crorepatis. Among major parties, 275 candidates out of 438 (63%) of INC and 180 candidates out of 428 of BJP (42%) were crorepatis.
- A total of 244 candidates declared zero assets.

- A total of 1056 candidates declared liabilities of Rs 5 lakhs and above.
- Among major parties, the average asset per candidate for INC was Rs. 4.87 crores and for BJP was Rs 2.44 crores.
- A total of 62% of candidates (4863 of 7810) had not furnished their PAN card details.
- Number of women candidates was just 556 (7%) as compared to 7514 of men (93%) candidates.
- More than 43% candidates (3383 of 7810) were graduates & above.
- None of the parties managed to get votes anywhere near 50%. The highest votes cast were approx 29% for INC which was about 17% of the total registered voters. It was followed by BJP with 19% of the votes cast which was about 11% of the total registered voters.

## **Summary for MPs**

- Of the 608 candidates with the most serious criminal cases against them, only 76 won. The remaining 532 were rejected by the voters.
- Out of 543 new MPs, 162 (30%) have pending criminal cases against them. Comparing this to Lok Sabha 2004, affidavits were available for 536 MPs out of which 128 (24%) had pending criminal cases against them.
- Out of these 162 MPs with pending criminal cases, there are pending serious criminal cases against 76 MPs (14%). Contrasting this with Lok Sabha 2004, there were 128 MPs with pending criminal cases out of which 58 MPs (11 %) had serious pending criminal cases.
- Out of 162 MPs with pending criminal cases in Lok Sabha 2009, 44 each are of BJP and INC. There are 9 MPs of SP, 6 of BSP, 8 of JD (U), 4 each of AITC, DMK, BJD, NCP and ADMK with pending criminal cases.
- As the number of MPs with pending criminal cases has increased from 128 in Lok Sabha 2004 to 162 in Lok Sabha 2009, so has the number of total criminal cases pending against MPs from 430 in Lok Sabha 2004 to 522 in Lok Sabha 2009.
- The number of total serious IPC sections against MPs has decreased from 296 in Lok Sabha 2004 to 274 in Lok Sabha 2009.
- The number of crorepati MPs has increased from 156 in Lok Sabha 2004 to 315 in Lok Sabha 2009.
- Out of 315 crorepati MPs in Lok Sabha 2009, 146 are of INC, 59 are of BJP, 14 are of SP, 13 each are of BSP and DMK, 9 of SHS, 8 of JD (U) and 7 of AITC.
- Among major parties, the average asset per MP for INC is Rs. 5.9 crores and for BJP is Rs 3.4 crores.
- Average asset for a MP in the country is Rs 4.5 crores. For calculating this average, assets of three MPs having assets more than hundred crores have been excluded.
- Out of 543 MPs, 84 have not declared their PAN details.
- Out of 556 women candidates, only 59 managed to win. Hence only 11% of MPs in current Lok Sabha are women.

# Voting and winning trend

## Voting analysis

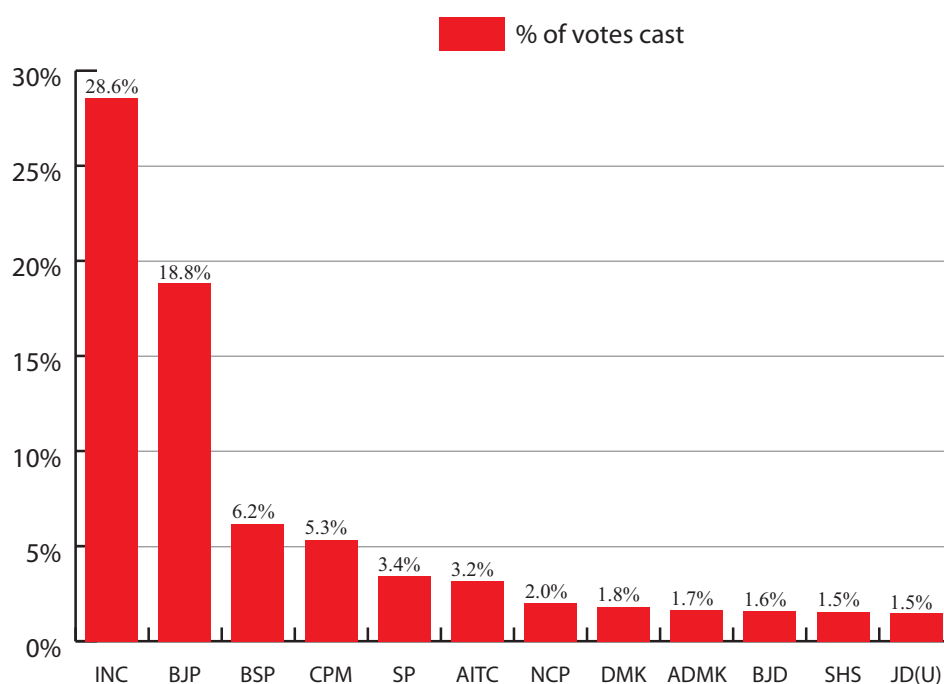
The % of votes polled for major parties clearly show that none of them got anywhere close to the 50% mark. Total voting in the country was 58%. INC managed approx 29 % of the votes cast which was about 17% of the registered voters. BJP managed just 19% votes or 11% registered voters. The total electorate in the country was 71,37,76,525 and the total votes cast were 41,71,58,432.

Further break-up is given in the table

**Table: % of votes polled**

Party	Total votes cast for the party	% of votes cast	% of total registered voters
INC	119,110,855	28.55%	16.69%
BJP	78,435,538	18.80%	10.99%
BSP	25,728,903	6.17%	3.60%
CPM	22,219,489	5.33%	3.11%
SP	14,284,638	3.42%	2.00%
AITC	13,355,986	3.20%	1.87%
NCP	8,521,349	2.04%	1.19%
DMK	7,625,397	1.83%	1.07%
ADMK	6,953,591	1.67%	0.97%
BJD	6,612,552	1.59%	0.93%
SHS	6,454,850	1.55%	0.90%
JD(U)	6,331,201	1.52%	0.89%
Others	101,524,083	24.34%	14.22%

**Figure : % of votes cast**



## Candidates vs MPs

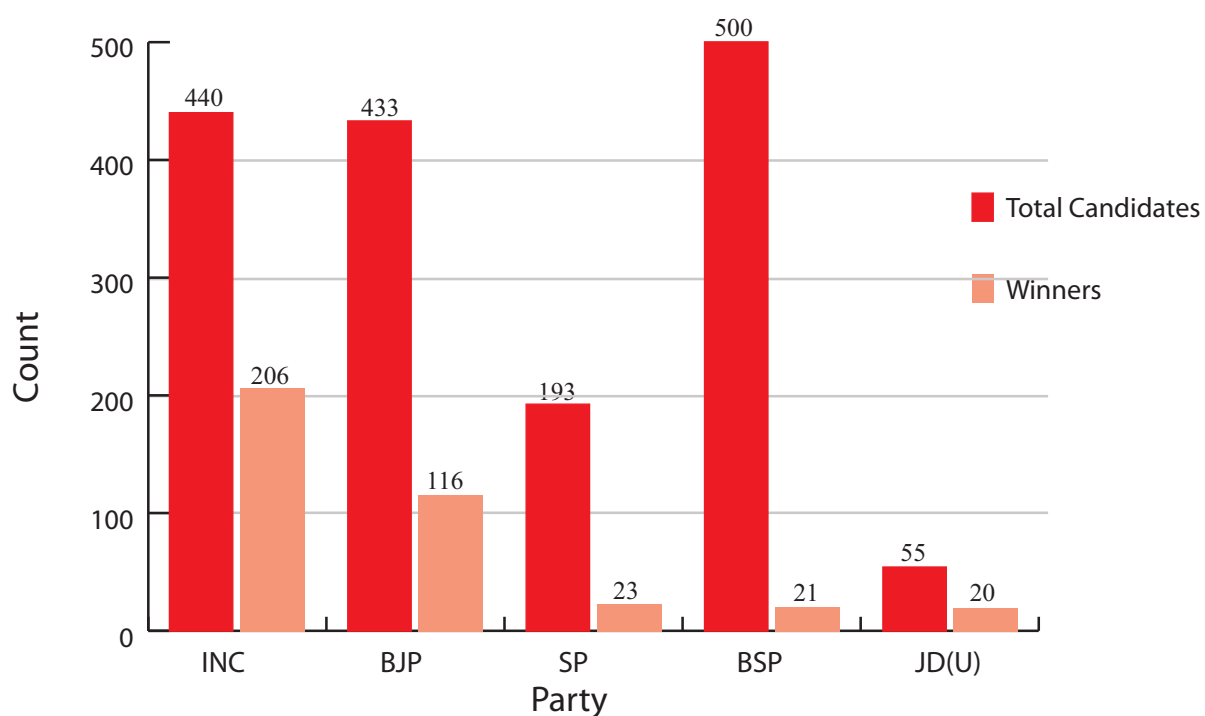
There are 543 constituencies in the country. Maximum number of MPs (206) are from INC followed by 116 of BJP. The breakup of MPs as compared to total candidates from the party are-

**Table: Candidates & MPs- Lok Sabha 2009**

S No	Party	Total candidates	MPs
1	Indian National Congress(INC)	440	206
2	Bharatiya Janata Party(BJP)	433	116
3	Samajwadi Party(SP)	193	23
4	Bahujan Samaj Party(BSP)	500	21
5	Janata Dal (United) (JD(U))	55	20
6	All India Trinamool Congress(AITC)	35	19
7	Dravida Munnetra Kazhagam(DMK)	22	18
8	Communist Party of India (Marxist) (CPM)	82	16
9	Biju Janata Dal(BJD)	18	14
10	Shivsena(SHS)	47	11
11	All India Anna Dravida Munnetra Kazhagam(ADMK)	23	9
12	Independent(IND)	3829	9
13	Nationalist Congress Party(NCP)	68	9
14	Telugu Desam Party(TDP)	31	6
15	Rashtriya Lok Dal(RLD)	9	5
16	Communist Party of India (CPI)	56	4
17	Rashtriya Janata Dal(RJD)	44	4
18	Shiromani Akali Dal(SAD)	10	4
19	Janata Dal (Secular)(JD(S))	33	3
20	Jammu & Kashmir National Conference(JKN)	3	3
21	All India Forward Bloc (AIFB)	21	2
22	Jharkhand Mukti Morcha(JMM)	42	2
23	Muslim League Kerala State Committee(MUL)	17	2
24	Rashtriya Samaj Paksha(RSP)	33	2
25	Telangana Rashtra Samithi(TRS)	9	2
26	Asom Gana Parishad(AGP)	6	1
27	All India Majlis-E-Ittehadul Muslimeen(AIMIM)	1	1
28	Assam United Democratic Front(AUDF)	25	1

S No	Party	Total candidates	MPs
29	Bodaland Peoples Front(BPF)	2	1
30	Bahujan Vikas Aaghadi(BVA)	1	1
31	Haryana Janhit Congress (BL)(HJCBL)	10	1
32	Jharkhand Vikas Morcha (Prajanatrik) (JVM)	16	1
33	Kerala Congress (M)(KC(M))	1	1
34	Marumalarchi Dravida Munnetra Kazhagam(MDMK)	4	1
35	Nagaland Peoples Front(NPF)	1	1
36	Sikkim Democratic Front(SDF)	1	1
37	Swabhimani Paksha(SWP)	1	1
38	Viduthalai Chiruthaigal Katch(VCK)	3	1
	<b>Total</b>	-	<b>543</b>

**Table: Candidates vs MPs- for top 5 parties**



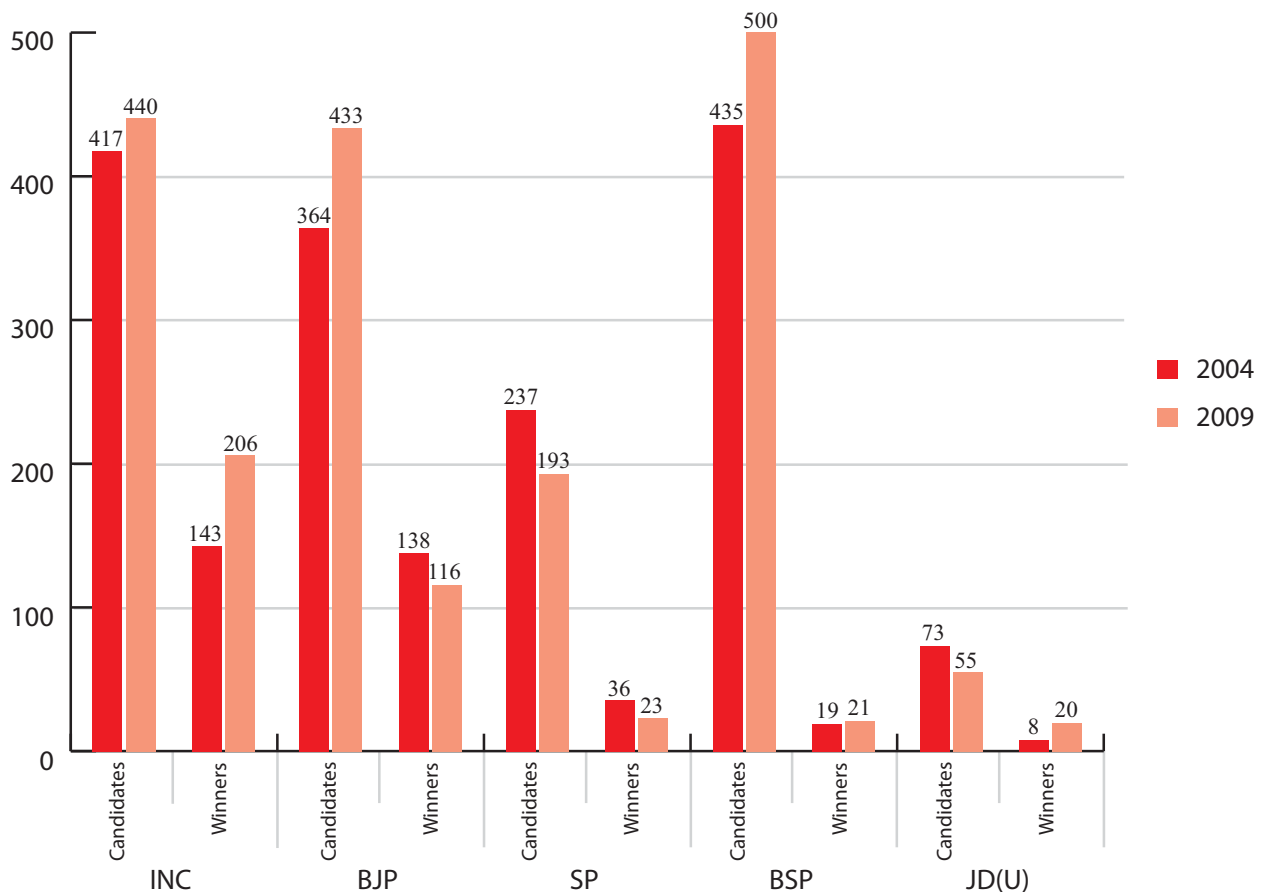
# Comparison candidates & MPs – Lok Sabha 2004 & Lok Sabha 2009

Given table is the comparison of the number of the candidates and the MPs of major parties. The comparison shows that the number of MPs have increased for INC, BSP, JD(U), AITC, DMK, BJD, ADMK from Lok Sabha 2004 to Lok Sabha 2009. For BJP, SP, CPM and SHS the number of MPs decreased in Lok Sabha 2009 as compared to Lok Sabha 2004.

**Table: Comparison— Candidates & MPs- Lok Sabha 2004 & Lok Sabha 2009**

Party	Lok Sabha 2004		Lok Sabha 2009	
	Total candidates	Number of MPs	Total candidates	Number of MPs
INC	417	143	440	206
BJP	364	138	433	116
SP	237	36	193	23
BSP	435	19	500	21
JD(U)	73	8	55	20
AITC	33	2	35	19
DMK	16	14	22	18
CPM	69	43	82	16
BJD	12	11	18	14
SHS	56	12	47	11
NCP	32	9	68	9
ADMK	33	0	23	9

**Figure: Comparison— Candidates & MPs of top 5 parties- Lok Sabha 2004 & Lok Sabha 2009**





# Analysis based on pending criminal cases

## Analysis based on pending criminal cases- for candidates

A total of 7810 affidavits were analyzed by National Election Watch (NEW) for Lok Sabha 2009 elections. Out of these 7810 candidates, 1158 candidates or 15% declared pending criminal cases against them. Out of these 1158 candidates with pending criminal cases, 608 had pending serious criminal cases like murder, attempt to murder, kidnapping, robbery, extortion etc.

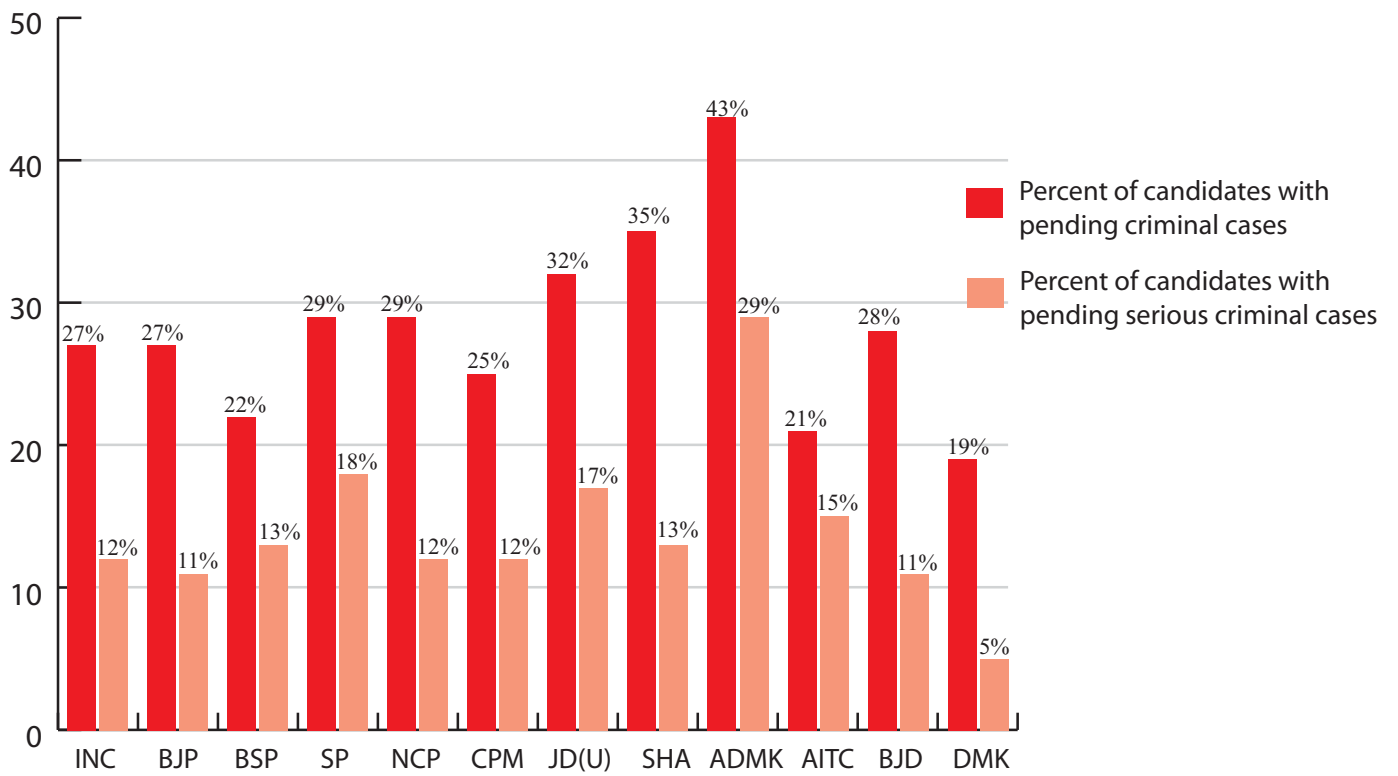
## Party wise break up for candidates with pending criminal cases

Total 1158 candidates contesting Lok Sabha 2009 elections had pending criminal cases against them. Out of 438 candidates of INC, 117 (27%) had pending criminal cases, 116 candidates out of 428 (27%) candidates of BJP had pending criminal cases. The party wise break up is given in the table below.

**Table: Candidates with pending criminal cases and serious pending criminal cases- party wise break up**

Party	Total candidates analysed by NEW	Candidates with pending criminal cases	Percent of candidates with pending criminal cases	Number of candidates with pending serious criminal cases	Percent of candidates with pending serious criminal cases
INC	438	117	27%	52	12%
BJP	428	116	27%	49	11%
BSP	493	107	22%	62	13%
SP	192	55	29%	35	18%
NCP	68	20	29%	8	12%
CPM	81	20	25%	10	12%
JD(U)	53	17	32%	9	17%
SHS	46	16	35%	6	13%
ADMK	21	9	43%	6	29%
AITC	33	7	21%	5	15%
BJD	18	5	28%	2	11%
DMK	21	4	19%	1	5%
other	5918	665	11%	363	6%
<b>Total</b>	<b>7810</b>	<b>1158</b>	<b>15%</b>	<b>608</b>	<b>8%</b>

**Figure: Comparison of pending criminal cases and serious pending criminal cases for candidates of main parties**



## Serious crimes distribution – for candidates of major parties

The table below shows the breakup of serious IPC sections for candidates of major parties. Serious crimes have been distributed in categories of violent crimes, theft related crimes, finance related crimes and other serious crimes.

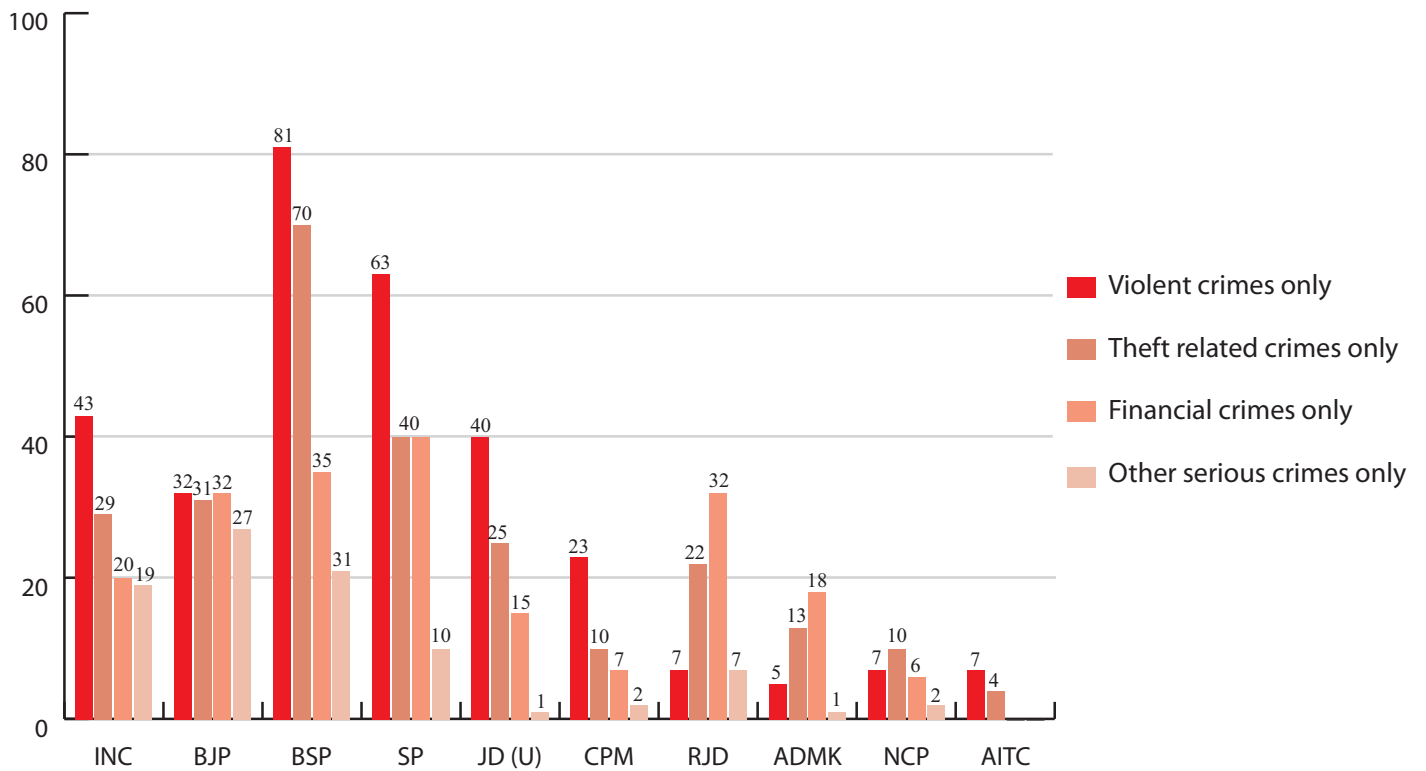
IPC/ Party	IPC Description	INC	BJP	BSP	SP	JD (U)	CPM	RJD	AD MK	NCP	AITC	SHS	BJD	DMK	Total for 13 largest parties
<b>VIOLENT CRIMES</b>															
300 302 303 304 304A 304B 305 306 308	Murder & related	11	8	19	5	15	2	1	0	1	0	1	0	0	63
307	Attempt to murder	16	8	33	36	7	12	2	3	1	2	1	0	1	122
321 322 323 324 325 326 327 328 329 330 331 332 333 334 335	Voluntarily causing hurt by dangerous weapons or means	8	14	16	15	9	8	0	2	3	4	3	0	0	82
339 340 341 342 343 344 345 346 347 348	Wrongful confinement for three or more days	1	0	1	0	1	1	1	0	0	0	1	0	0	6
359 360 361 362 363 363A 364 364A 365 366 366A 366B 367 368 369	kidnapping	7	1	11	7	8	0	3	0	2	1	0	0	0	40
372 373	Buying or selling minor for prostitution	0	1	0	0	0	0	0	0	0	0	0	0	0	1
375 376	Rape	0	0	1	0	0	0	0	0	0	0	0	0	0	1
<b>Total Violent Crimes</b>		<b>43</b>	<b>32</b>	<b>81</b>	<b>63</b>	<b>40</b>	<b>23</b>	<b>7</b>	<b>5</b>	<b>7</b>	<b>7</b>	<b>6</b>	<b>0</b>	<b>1</b>	<b>315</b>
<b>ROBBERY, EXTORTION, THEFT, CHEATING ETC</b>															
378 379 380 381 382	theft related	9	7	10	5	13	3	4	0	0	4	0	0	0	55

IPC/ Party	IPC Description	INC	BJP	BSP	SP	JD (U)	CPM	RJD	AD MK	NCP	AITC	SHS	BJD	DMK	Total for 13 largest parties
383 384 385 386 387 388 389	extortion	3	2	2	3	0	0	1	0	0	0	0	0	0	11
390 391 392 393 394	robbery related	2	2	7	2	1	0	0	0	1	0	0	0	0	15
395 396 397 398 399 400 401 402	dacoity related	5	4	2	9	1	4	0	0	0	0	0	0	0	25
411 412 413 414 415 416 417 418 419 420	Cheating and dishonesty , stolen property														
<b>Total Theft related crimes</b>		<b>29</b>	<b>31</b>	<b>70</b>	<b>40</b>	<b>25</b>	<b>10</b>	<b>22</b>	<b>13</b>	<b>10</b>	<b>4</b>	<b>0</b>	<b>0</b>	<b>0</b>	<b>254</b>
<b>FINANCIAL FRAUD ETC</b>															
247 254 253	Delivery of coin as genuine, which, when first possess, the deliverer did not know to be altered	2	1	0	0	0	1	0	0	0	0	0	0	0	4
463 465 466 467 468 469 470 471	forgery	18	31	35	40	15	6	32	18	6	0	0	0	0	201
<b>Total Financial crimes</b>		<b>20</b>	<b>32</b>	<b>35</b>	<b>40</b>	<b>15</b>	<b>7</b>	<b>32</b>	<b>18</b>	<b>6</b>	<b>0</b>	<b>0</b>	<b>0</b>	<b>0</b>	<b>205</b>
<b>OTHER SERIOUS CRIMES</b>															
121 121A 122 123 124 124A	Waging or attempting to wage war or concealing with intent to facilitate design to wage war	0	1	0	0	0	2	0	0	0	0	0	0	0	3

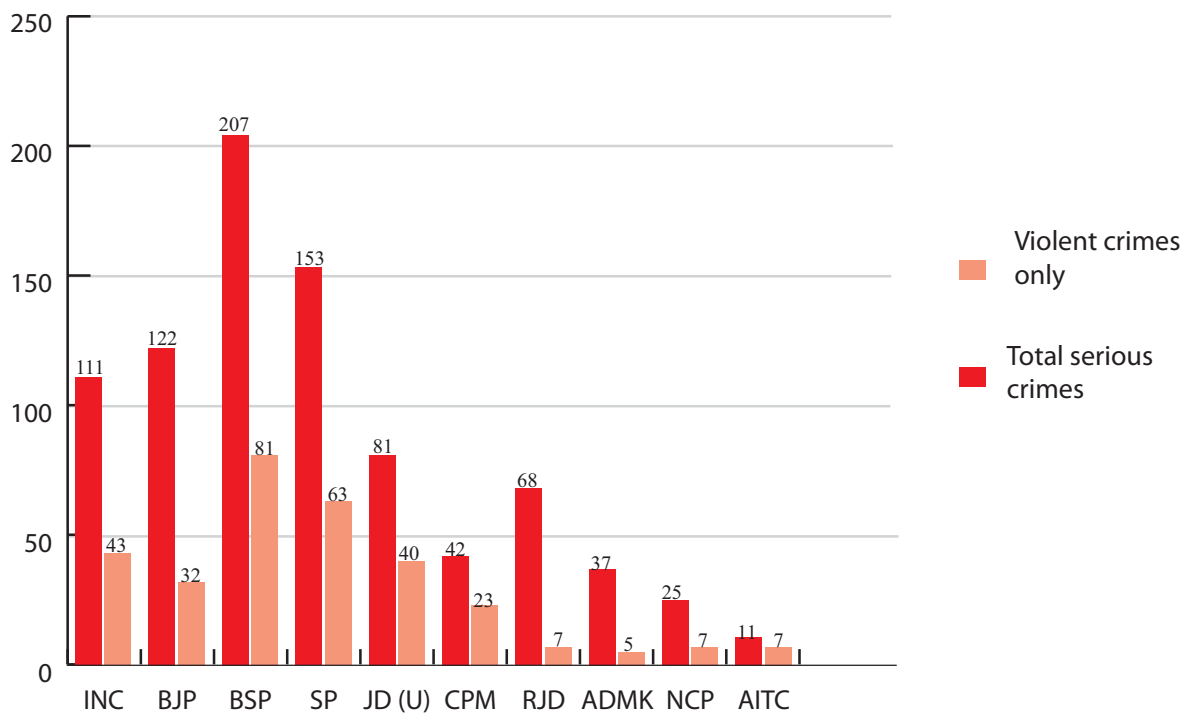
IPC/ Party	IPC Description	INC	BJP	BSP	SP	JD (U)	CPM	RJD	AD MK	NCP	AITC	SHS	BJD	DMK	Total for 13 largest parties
153A	Promoting enmity between different groups on grounds of religion, race, place of birth, residence, language, etc., and doing acts prejudicial to maintenance of harmony	3	10	3	3	0	0	0	0	0	0	0	0	0	19
171B 171E	Bribery	2	0	1	0	0	0	0	0	0	0	1	0	0	4
171 C 171D 171F	undue influence or personation at an election	4	0	4	2	1	0	4	0	0	0	0	0	0	15
171G 171H	false statements/ Illegal payments in connection with an election	1	2	1	0	0	0	2	0	0	0	0	0	0	6
171 I	failure to keep election accounts	0	1	0	0	0	0	0	0	0	0	0	0	0	1
177	Furnishing false information	1	1	0	0	0	0	0	0	0	0	0	0	0	2
181	False statement on oath or affirmation to public servant or person authorized to administer an oath or affirmation	0	1	0	0	0	0	0	1	0	0	0	0	0	2
293	Sale, etc., of obscene objects to young person	0	0	0	1	0	0	0	0	0	0	0	0	0	1
294	Obscene acts and songs	8	6	11	3	0	0	1	0	2	0	0	2	0	33

IPC/ Party	IPC Description	INC	BJP	BSP	SP	JD (U)	CPM	RJD	AD MK	NCP	AITC	SHS	BJD	DMK	Total for 13 largest parties
295	Injuring or defiling place of worship with intent to insult the religion of any class	0	2	1	1	0	0	0	0	0	0	1	0	0	5
295A	Deliberate and malicious acts, intended to outrage religious feelings or any class by insulting its religion or religious beliefs	0	2	0	0	0	0	0	0	0	0	0	0	0	2
274	Adulteration of drugs	0	0	0	0	0	0	0	0	0	0	0	1	0	1
194	Giving or fabricating false evidence with intent to procure conviction of capital offence	0	1	0	0	0	0	0	0	0	0	0	0	0	1
<b>Total Other Serious crimes</b>		<b>19</b>	<b>27</b>	<b>21</b>	<b>10</b>	<b>1</b>	<b>2</b>	<b>7</b>	<b>1</b>	<b>2</b>	<b>0</b>	<b>2</b>	<b>3</b>	<b>0</b>	<b>95</b>
<b>Grand total for 13 largest parties</b>		<b>111</b>	<b>122</b>	<b>207</b>	<b>153</b>	<b>81</b>	<b>42</b>	<b>68</b>	<b>37</b>	<b>25</b>	<b>11</b>	<b>8</b>	<b>3</b>	<b>1</b>	<b>869</b>

**Figure: Serious IPC section break up for candidates of major parties**



**Figure: Comparison total serious crimes vs violent crimes only (murder, kidnapping etc)- party wise**



## Party wise comparison of pending criminal cases on candidates in Lok Sabha 2004 & Lok Sabha 2009

A comparison between candidates with pending criminal cases in Lok Sabha 2004 and Lok Sabha 2009 elections shows that for INC, BJP, SP, BSP, CPM, NCP, AITC, BJD and ADMK the number of candidates with pending criminal cases has increased in Lok Sabha 2009 as compared to Lok Sabha 2004. The number of candidates with pending criminal cases has decreased for JD (U) and DMK in Lok Sabha 2009 as compared to Lok Sabha 2004.

**Table: Comparison Lok Sabha 2004 vs Lok Sabha 2009**

Party	Lok Sabha 2004			Lok Sabha 2009		
	Number of candidates analysed by NEW	Candidates with pending criminal cases	% of candidates with pending criminal cases	Number of candidates analysed by NEW	Candidates with pending criminal cases	% of candidates with pending criminal cases
BJP	338	67	20%	428	116	27%
INC	389	57	15%	438	117	27%
BSP	348	54	16%	493	107	22%
SP	177	40	23%	192	55	29%
JD(U)	46	19	41%	53	17	32%
SHS	37	16	43%	46	16	35%
CPM	61	12	20%	81	20	25%
NCP	26	10	38%	68	20	29%
DMK	14	5	36%	21	4	19%
AITC	30	3	10%	33	7	21%
ADMK	8	2	25%	21	9	43%
BJD	12	1	8%	18	5	28%

## Top 20 candidates with pending criminal cases

The table below lists top 20 candidates with serious pending criminal cases. Almost all of them had pending criminal cases of murder, attempt to murder, kidnapping, dacoity etc. Dinesh Rathour of Araria constituency in Bihar had 58 serious IPC counts including murder, attempt to murder etc pending against him. Kameshwar Baitha of Palamau, Jharkhand had 51 charges of serious IPC counts including murder, attempt to murder & kidnapping etc pending against him. Out of these 20 candidates with most serious pending criminal cases, only 3 won and rest 17 were rejected by the voters. The detailed list is given below.

S No	Name	State	Constituency	Party	Serious IPC Counts	Total No of Cases	Brief details of serious IPC counts	Won/ Lost
1	DINESH RATHOUR	BIHAR	Araria	IND	58	52	4 charges related to murder, 6 charges related to attempt to murder, 4 charges related to extortion, 13 charges related to dacoity & 7 charges of robbery	Lost



S No	Name	State	Constituency	Party	Serious IPC Counts	Total No of Cases	Brief details of serious IPC counts	Won/ Lost
2	KAMESHWAR BAITHA	JHARKHAND	Palamau	JMM	51	35	11 charges related to murder, 18 charges related to attempt to murder, 2 charges related to extortion & 1 charge related to dacoity	Won
3	JAWAHIR	UTTAR PRADESH	Chandauli	PMSP	45	44	7 charges related to murder, 2 charges related to attempt to murder, 26 charges related to kidnapping & 6 charges related to dacoity.	Lost
4	ATIQ AHAMAD	UTTAR PRADESH	Pratapgarh	AD	31	41	6 charges related to murder, 6 charges related to attempt to murder, 8 charges related to kidnapping & 3 charges related to extortion	Lost
5	AKHILESH SINGH	BIHAR	Nawada	IND	31	26	3 charges related to murder, 11 charges related to attempt to murder, 3 charges related to extortion, 1 charge related to charges of cheating dacoity & 2 charges of cheating	Lost
6	RAM NANDAN YADAV	BIHAR	Khagaria	IND	30	20	6 charges related to murder, 7 charges related to attempt to murder, 9 charges related to kidnapping, 3 charges related to theft & 1 charge related to dacoity	Lost
7	VIJAY KUMAR SHUKLA	BIHAR	Vaishali	JD(U)	28	25	9 charges related to murder, 6 charges related to attempt to murder, 2 charges related to kidnapping, 6 charges related to theft	Lost

S No	Name	State	Constituency	Party	Serious IPC Counts	Total No of Cases	Brief details of serious IPC counts	Won/ Lost
8	RAVINDAR KR. RANA	BIHAR	Khagaria	RJD	30	8	9 charges related to cheating & forgery	Lost
9	MITRASEN	UTTAR PRADESH	Faizabad	SP	27	20	2 charges related to murder, 7 related to attempt to murder & 9 charges related to cheating	Lost
10	THANGA TAMILSELVAN	TAMILNADU	Theni	ADMK	27	7	1 charge related to attempt to murder, 10 charges related to cheating	Lost
11	BANGSHI BADAN BARMAN	WEST BENGAL	Cooch-behar	IND	25	9	2 charges related to murder, 5 charges related to attempt to murder, 4 charges related to theft	Lost
12	BHAIYA BALKRISHNA	MADHYA PRADESH	Balaghat	GGP	22	3	22 charges related to cheating & forgery	Lost
12	JAGDIS SHARMA	BIHAR	Jahana-bad	JD(U)	17	6	17 charges related to cheating & forgery	Won
14	ANIL MEHTA	BIHAR	Nawada	IND	16	12	1 charge related to murder, 1 charge related to attempt to murder, 1 charge of kidnapping, 1 charge related to extortion & 6 charges related to cheating	Lost
15	MD. ANWARUL HAQUE	BIHAR	Sheohar	BSP	16	9	2 charges related to attempt to murder, 2 charges related to theft, 1 charge related to extortion & 3 charges related to cheating	Lost
16	MAHBOOB ALAM	BIHAR	Katihar	CPI(ML) (L)	16	9	3 charges related to murder, 4 charges related to attempt to murder, 3 charges related to theft & 1 charge related to cheating	Lost

S No	Name	State	Constituency	Party	Serious IPC Counts	Total No of Cases	Brief details of serious IPC counts	Won/ Lost
17	NARENDRA KUMAR SINGH ALIAS BOGO SINGH	BIHAR	Begusarai	IND	15	11	2 charges each related to murder, attempt to murder, 1 charge of kidnapping, 1 charge each of theft & cheating	Lost
18	RANVEER SINGH GUDHA	RAJASTHAN	Jhunjhunu	LJP	14	17	4 charges related to attempt to murder, 3 charges of kidnapping, 3 charges of theft	Lost
19	SAMARESH SINGH	JHARKHAND	Dhanbad	BSP	14	15	9 charges of attempt to murder, 1 charge each of theft & extortion	Lost
20	BAL KUMAR PATEL	UTTAR PRADESH	Mirzapur	SP	14	10	1 charge each of murder & kidnapping, 3 charges of cheating	Won

## Analysis based on pending criminal cases- for MPs

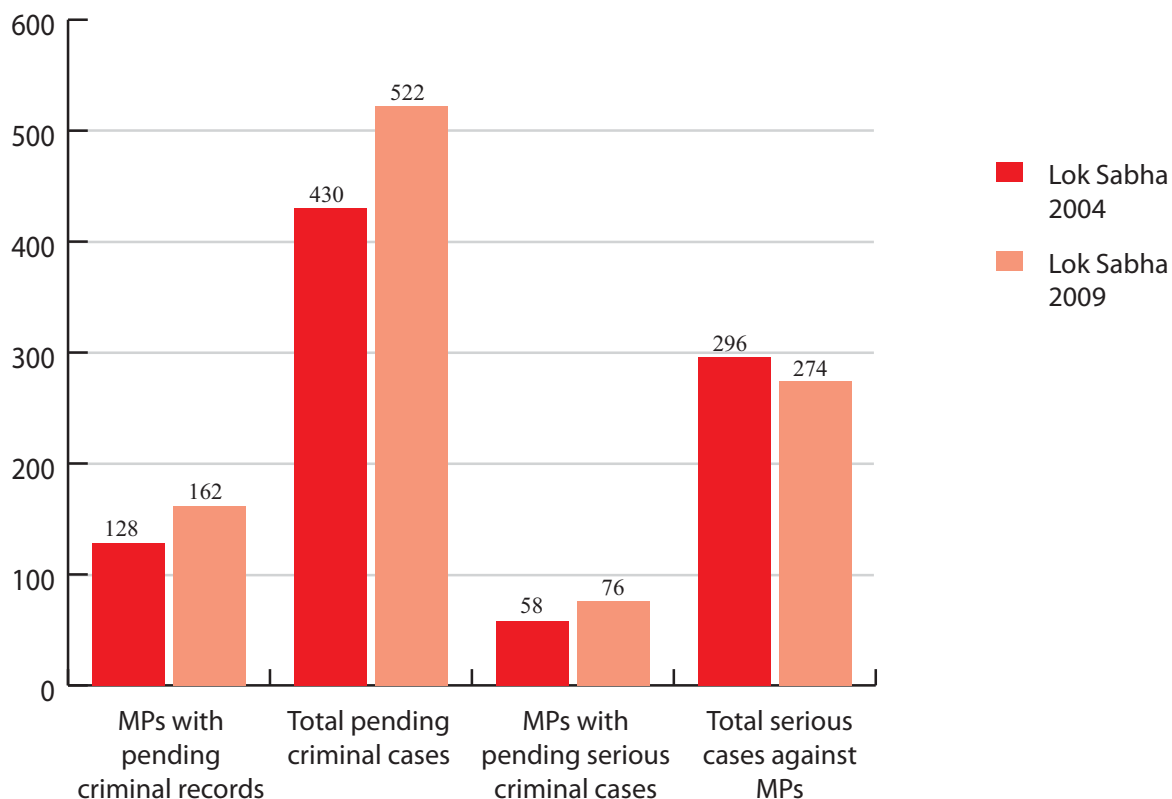
Out of 543 MPs in Lok Sabha 2009, 162 MPs have pending criminal cases against them. Out of these 162 MPs, there are pending serious criminal cases against 76 MPs (14%). Contrasting this with Lok Sabha 2004, 58 MPs (11 %) had serious pending criminal cases.

Given table is a comparative analysis for MPs with pending criminal cases of Lok Sabha 2004 and Lok Sabha 2009. The presence of MPs with pending criminal cases in Lok Sabha 2009 has increased by 27%, so has the number of total pending criminal cases which have increased by almost 21%. There is an average of 3.22 cases per tainted MP in Lok Sabha 2009 as compared to 3.36 cases per tainted MP in Lok Sabha 2004.

**Table: Comparison Lok Sabha 2004 & Lok Sabha 2009- MPs with pending criminal cases**

	Lok Sabha 2004	Lok Sabha 2009	In-crease	% in-crease
MPs with pending criminal records	128	162	34	27%
Total pending criminal cases	430	522	92	21%
MPs with pending serious criminal cases	58	76	18	31%
Total serious IPC sections against MPs	296	274	-22	-7%

**Figure: Comparison Lok Sabha 2004 & 2009- MPs with pending criminal cases**



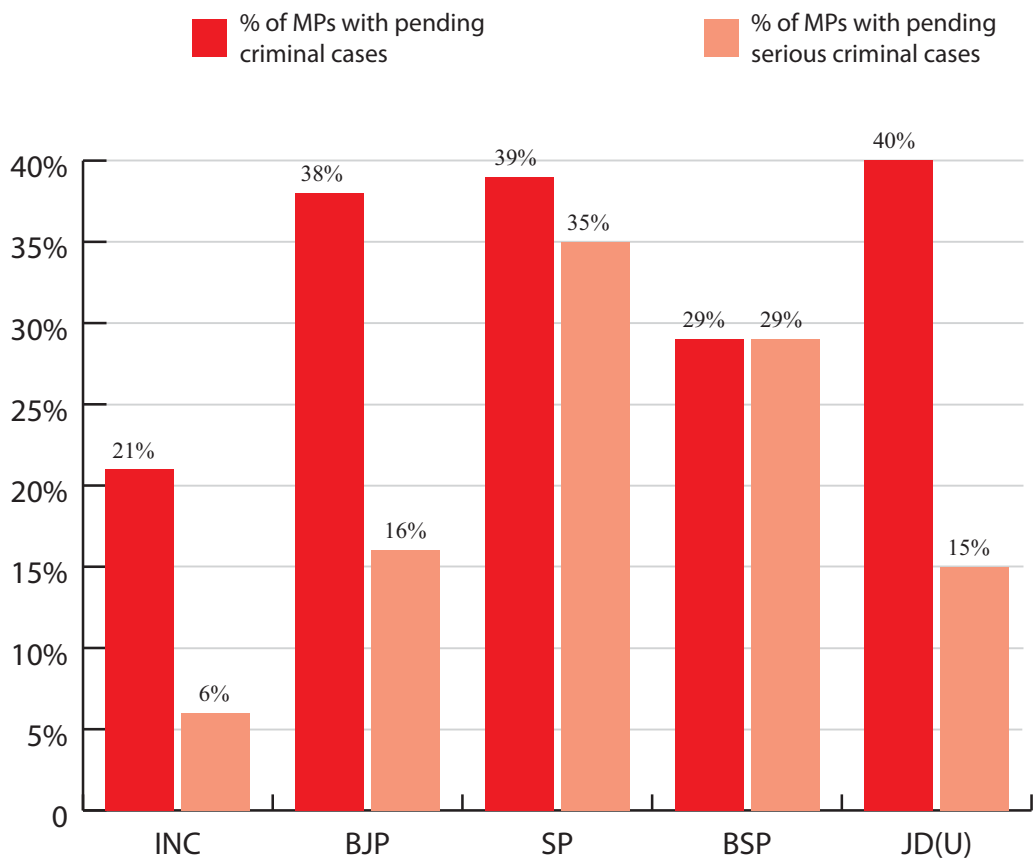
## Party wise break up for MPs with pending criminal cases

Out of total 162 MPs with pending criminal cases, 44 each are from INC & BJP, 9 each are from SP and SHS and 8 are from JD (U). The party wise break up for MPs with pending criminal cases is given below-

**Table : MPs with pending criminal cases- party wise**

Party	Total candidates analysed by NEW	Total MPs	MPs with pending criminal cases	% of MPs with pending criminal cases	MPs with pending serious criminal cases	% of MPs with pending serious criminal cases
INC	438	206	44	21%	13	6%
BJP	428	116	44	38%	19	16%
SP	192	23	9	39%	8	35%
BSP	493	21	6	29%	6	29%
JD(U)	53	20	8	40%	3	15%
AITC	33	19	4	21%	4	21%
DMK	21	18	4	22%	1	6%
CPM	81	16	3	19%	1	6%
BJD	18	14	4	29%	1	7%
SHS	46	11	9	82%	3	27%
NCP	68	9	4	44%	3	33%
ADMK	21	9	4	44%	4	44%
IND	3646	9	1	11%	0	0%
TDP	31	6	2	33%	1	17%
RLD	10	5	2	40%	1	20%
RJD	44	4	3	75%	2	50%
SAD	10	4	1	25%	0	0%
JD(S)	32	3	2	67%	1	33%
JMM	41	2	2	100%	2	100%
TRS	9	2	1	50%	0	0%
AIFB	20	2	1	50%	1	50%
JVM	16	1	1	100%	0	0%
MDMK	4	1	1	100%	0	0%
AIMIM	1	1	1	100%	1	100%
VCK	2	1	1	100%	1	100%
<b>Total</b>	-	-	<b>162</b>	-	<b>76</b>	-

Figure: Percent MPs with pending criminal cases- Top 5 parties in terms of MPs



## **MPs with pending criminal cases- state wise**

Given below is the state wise list of MPs with pending criminal cases state wise. Maximum MPs with pending criminal cases are from UP where 31 out of 80 MPs have pending criminal cases against them. It is followed by Maharashtra which has 26 out of 48 MPs with pending criminal cases.

**Table : MPs with pending criminal cases- state wise**

<b>State</b>	<b>Total MPs</b>	<b>MPs with pending criminal cases</b>	<b>Percentage of MPs with pending criminal cases</b>	<b>MPs with serious pending criminal cases</b>	<b>% of MPs with serious pending criminal cases</b>
UTTAR PRADESH	80	31	39%	22	28%
MAHARASHTRA	48	26	54%	10	21%
BIHAR	40	18	45%	6	15%
ANDHRA PRADESH	42	11	26%	3	7%
GUJARAT	26	11	42%	7	27%
TAMIL NADU	39	10	26%	6	15%
KARNATAKA	28	9	32%	5	18%
JHARKHAND	14	8	57%	2	14%
KERALA	20	7	35%	2	10%
WEST BENGAL	42	7	17%	7	17%
ORISSA	21	5	24%	2	10%
MADHYA PRADESH	29	4	14%	2	7%
CHHATTISGARH	11	2	18%	0	0%
ASSAM	14	2	14%	0	0%
RAJASTHAN	25	2	8%	0	0%
HARYANA	10	2	20%	1	10%
PUNJAB	13	2	15%	1	8%
ANDAMAN & NICOBAR ISLANDS	1	1	100%	0	0%
UTTARAKHAND	5	1	20%	0	0%
J & K	6	1	17%	0	0%
NCT OF DELHI	7	1	14%	0	0%
DADRA & NAGAR HAVELI	1	1	100%	0	0%

## Party wise comparison of pending criminal cases on MPs in Lok Sabha 2004 & Lok Sabha 2009

The table given below shows a comparison between number of MPs with pending criminal cases- party wise in both Lok Sabha 2004 and Lok Sabha 2009. The number of MPs with pending criminal cases has increased for both INC and BJP from Lok Sabha 2004 to Lok Sabha 2009.

**Table: Party wise comparison MPs with pending criminal cases - Lok Sabha 2004 vs Lok Sabha 2009**

Party	Lok Sabha 2004				Lok Sabha 2009			
	Number of candidates analysed by NEW	Number of MPs	Number of MPs with pending criminal cases	% of MPs with pending criminal cases	Number of candidates analysed by NEW	Number of MPs	Number of MPs with pending criminal cases	% of MPs with pending criminal cases
INC	389	143	24	17%	438	206	44	21%
BJP	338	138	29	21%	428	116	44	38%
SP	177	36	12	33%	192	23	9	39%
BSP	348	19	8	42%	493	21	6	29%
JD(U)	46	8	2	25%	53	20	8	40%
AITC	30	2	0	0%	33	19	4	21%
DMK	14	14	5	36%	21	18	4	22%
CPM	61	43	7	16%	81	16	3	19%
BJD	12	11	1	9%	18	14	4	29%
SHS	37	12	8	67%	46	11	9	82%
NCP	26	9	5	56%	68	9	4	44%
ADMK	8	0	0	0%	21	9	4	44%



## Party wise break up for MPs with serious pending criminal cases

There are several cases of violent crimes like murder, attempt to murder, theft, extortion, robbery etc pending against MPs. The table below gives summary of all serious violent offences related to murder, kidnapping, extortion, theft, robbery and dacoity pending against candidates of major parties. All serious IPC's have been clubbed under four heads namely- violent crimes; robbery, extortion, theft etc; financial frauds and other serious crimes. As can be seen from the table INC MPs have 31, BJP MPs have 52, SP MPs have 31, BSP MPs have 18, JD (U) MPs have 23, ADMK, NCP and RJD MPs have 9 each pending serious IPC counts against them.

**Table: Serious IPC section break up for MPs of major parties**

IPC/ Party	IPC Description	INC	BJP	SP	BSP	JD(U)	BJD	AITC	AD MK	NCP	RJD	SHS	DMK	Total for 12 largest parties
<b>VIOLENT CRIMES</b>														
300 302 303 304 304A 304B 305 306 308	Murder & related	6	5	1	4	0	0	0	0	1	1	0	0	18
307	Attempt to murder	5	4	7	2	1	0	1	2	0	0	1	1	24
321322 323 324 325 326 327 328 329 330 331 332 333 334 335	Voluntarily causing hurt by dangerous weapons or means	2	7	3	0	2	0	2	1	2	0	1	0	20
339 340 341 342 343 344 345 346 347 348	Wrongful confine- ment for three or more days	0	0	0	0	1	0	0	0	0	0	1	0	2
359 360 361 362 363 363A 364 364A 365 366 366A 366B 367 368 369	kidnapping	1	1	3	1	1	0	1	0	1	1	0	0	10
<b>Total Violent Crimes</b>		<b>14</b>	<b>17</b>	<b>14</b>	<b>7</b>	<b>5</b>	<b>0</b>	<b>4</b>	<b>3</b>	<b>4</b>	<b>2</b>	<b>3</b>	<b>1</b>	<b>74</b>
<b>ROBBERY, EXTORTION, THEFT, CHEATING ETC</b>														
378 379 380 381 382	theft related	0	0	0	2	1	0	3	0	0	1	0	0	7
390 391 392 393 394	robbery related	1	0	0	2	0	0	0	0	0	0	0	0	3

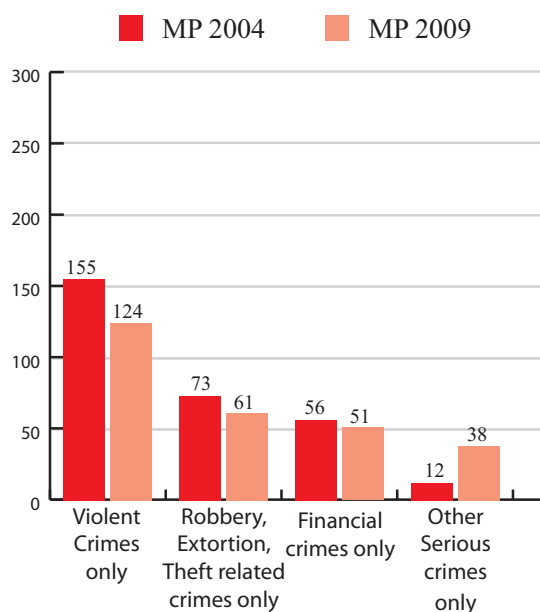
IPC/ Party	IPC Description	INC	BJP	SP	BSP	JD(U)	BJD	AITC	AD MK	NCP	RJD	SHS	DMK	Total for 12 largest parties
395 396 397 398 399 400 401 402	dacoity related	4	0	2	1	0	0	0	0	0	0	0	0	7
411 412 413 414 415 417 418 419 420	Cheating and dishon- esty , stolen property	1	6	3	6	6	0	0	2	5	2	0	0	31
<b>Total Theft related crimes</b>		<b>6</b>	<b>6</b>	<b>5</b>	<b>11</b>	<b>7</b>	<b>0</b>	<b>3</b>	<b>2</b>	<b>5</b>	<b>3</b>	<b>0</b>	<b>0</b>	<b>48</b>
<b>FINANCIAL FRAUD ETC</b>														
247 254 253	Delivery of coin as genu- ine, which, when first possess, the deliverer did not know to be altered	1	0	0	0	0	0	0	0	0	0	0	0	1
463 465 466 467 468 469 470 471	forgery	4	14	9	0	11	0	0	3	0	3	0	0	44
<b>Total Financial crimes</b>		<b>5</b>	<b>14</b>	<b>9</b>	<b>0</b>	<b>11</b>	<b>0</b>	<b>0</b>	<b>3</b>	<b>0</b>	<b>3</b>	<b>0</b>	<b>0</b>	<b>45</b>
<b>OTHER SERIOUS CRIMES</b>														
121 121A 122 123 124 124A	Waging or attempting to wage war or conceal- ing with intent to facilitate design to wage war	0	1	0	0	0	0	0	0	0	0	0	0	1
153A	Promot- ing enmity between different groups on grounds of religion, race, place of birth, residence, language,	0	9	1	0	0	0	0	0	0	0	0	0	10
	etc., and doing acts prejudicial													

IPC/ Party	IPC Description	INC	BJP	SP	BSP	JD(U)	BJD	AITC	AD MK	NCP	RJD	SHS	DMK	Total for 12 largest parties
	to maintenance of harmony													
171B 171E	Bribery	2	0	0	0	0	0	0	0	0	0	1	0	3
171 C 171D 171F	undue influence or personation at an election	2	0	0	0	0	0	0	0	0	1	0	0	3
171G 171H	false statements/ Illegal payments in connection with an election	0	1	0	0	0	0	0	0	0	0	0	0	1
177	Furnishing false information	1	0	0	0	0	0	0	0	0	0	0	0	1
181	False statement on oath or affirmation to public servant or person authorized to administer an oath	0	0	0	0	0	0	0	1	0	0	0	0	1
293	Sale, etc., of obscene objects to young person	0	0	1	0	0	0	0	0	0	0	0	0	1
294	Obscene acts and songs	1	0	0	0	0	2	0	0	0	0	0	0	3
295	Injuring or defiling place of worship with intent to insult the religion of any class	0	2	1	0	0	0	0	0	0	0	1	0	4

IPC/ Party	IPC De- scription	INC	BJP	SP	BSP	JD(U)	BJD	AITC	AD MK	NCP	RJD	SHS	DMK	Total for 12 largest parties
295A	Deliberate and malicious acts, intended to outrage religious feelings or any class by insulting its religion	0	2	0	0	0	0	0	0	0	0	0	0	2
<b>Total Other Serious crimes</b>		<b>6</b>	<b>15</b>	<b>3</b>	<b>0</b>	<b>0</b>	<b>2</b>	<b>0</b>	<b>1</b>	<b>0</b>	<b>1</b>	<b>2</b>	<b>0</b>	<b>30</b>
<b>Grand Total for 12 largest parties</b>		<b>31</b>	<b>52</b>	<b>31</b>	<b>18</b>	<b>23</b>	<b>2</b>	<b>7</b>	<b>9</b>	<b>9</b>	<b>9</b>	<b>5</b>	<b>1</b>	<b>197</b>

Comparing Lok Sabha 2004 and Lok Sabha 2009 it can be clearly seen in the graph given below that there has been a reduction in violent crimes, crimes related to robbery, extortion and theft. Overall, the number of total serious IPC sections against MPs has decreased from 296 in Lok Sabha 2004 to 274 in Lok Sabha 2009.

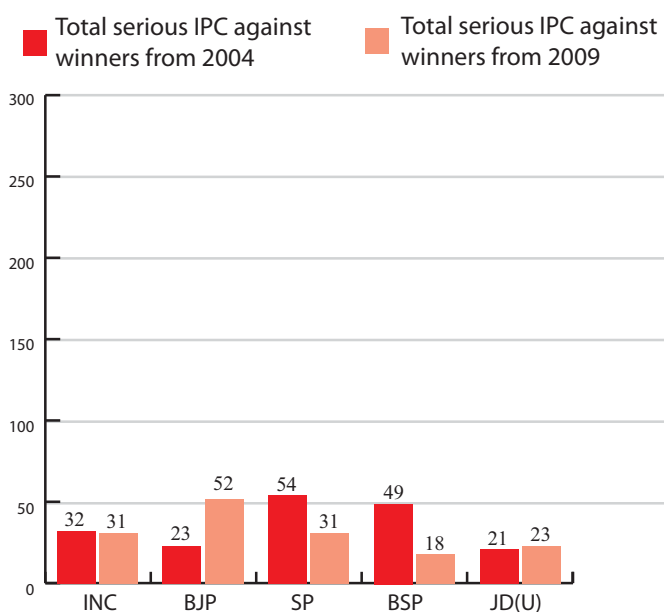
**Figure: Comparison Lok Sabha 2004 Vs Lok Sabha 2009: types of violent crimes**



**Table: Comparison nature of serious crimes – MPs Lok Sabha 2004 and Lok Sabha 2009**

Nature of serious crimes	MPs Lok Sabha 2004	MPs Lok Sabha 2009
Violent Crimes only	155	124
Robbery, Extortion, Theft related crimes only	73	61
Financial crimes only	56	51
Other Serious crimes only	12	38
Total all serious crimes	296	274

**Figure: Party wise comparison of pending serious IPC counts on MPs of Lok Sabha 2004 & Lok Sabha 2009**



## Tainted constituency analysis

There were 450 tainted constituencies where at least one tainted candidate (candidate having pending criminal case) contested. As the following analysis shows, **if voters have a choice, they prefer a clean and capable candidate.** In the constituencies where there was only one candidate with pending criminal cases, voters chose 83% of the clean candidates and rejected most candidates with pending criminal cases. In the constituencies where there were two candidates with pending criminal cases, they chose clean candidates in 67% constituencies. The percentage of clean candidates however has gone down to around 35% in constituencies with more than five candidates. Given below is the analysis of the tainted constituencies for all candidates and all type of criminal cases.

**Table: Tainted constituency analysis for all candidates with all types of criminal cases**

Total number of contesting candidates with pending criminal cases	Number of such constituencies	Winner with no pending criminal cases	% winners with no pending criminal cases in such constituencies	Winner with pending criminal cases	% winners with pending criminal cases in such constituencies
1	150	125	83%	25	17%
2	104	70	67%	34	33%
3	85	50	59%	35	41%
4	55	23	42%	32	58%
5	33	12	36%	21	64%
6+	23	8	35%	15	65%

Since several independent candidates are non serious ones, if we remove them from the analysis, and if we consider only the candidates with serious criminal cases, **the trend of choosing clean & honest candidates is even more strongly visible.** For the analysis given below only party candidates having serious criminal cases pending against them have been considered.

As the following analysis shows, if voters have a choice, they prefer a clean and capable candidate. In the constituencies where there was only 1 party candidate with pending criminal cases, voters chose 67% of the clean candidates and rejected most candidates with pending criminal cases. In the constituencies where there were 2 party candidates with pending criminal cases, they chose clean candidates in 47% constituencies. In constituencies where 3 party candidates had pending criminal cases, voters from 48% of the constituencies' selected clean candidates. However in constituencies where 4 or more party candidates had pending criminal cases, only 17% clean MPs were selected.

Given below is the analysis of the tainted constituencies for party candidates and serious criminal cases.

**Table: Tainted constituency analysis for party candidates with serious cases**

Number of candidates with pending criminal cases in a constituency	Total number of such constituencies	Clean winners in such constituencies	Tainted winners in such constituencies	% of clean winners in such constituencies	% of tainted winners in such constituencies
1	178	119	59	67%	33%
2	64	30	34	47%	53%
3	25	12	13	48%	52%
4+	12	2	10	17%	83%

## Top 20 MPs with most serious pending criminal cases

Given below is a list of top 20 MPs who have most serious pending criminal cases against them. Kameshwar Baitha of Palamau, Jharkhand tops the list with 11 charges related to murder, 17 charges of attempt to murder etc pending against him.

S No	Name	State	Constituency	Party	Age	Serious IPC Counts	Total No of Cases	Brief details of serious IPC counts
1	KAMESHWAR BAITHA	JHARKHAND	Palamau	JMM	56	51	35	11 charges related to murder, 17 charges related to attempt to murder, 5 charges related to theft & 2 charges related to extortion to murder, 17 charges related to attempt to murder, 5 charges related to theft & 2 charges related to extortion
2	JAGDIS SHARMA	BIHAR	Jahana-bad	JD(U)	58	17	6	6 charges related to cheating
3	BAL KUMAR PATEL	UTTAR PRADESH	Mirzapur	SP	48	14	10	1 charge each of murder & kidnapping, 3 charges of cheating



S No	Name	State	Constituency	Party	Age	Serious IPC Counts	Total No of Cases	Brief details of serious IPC counts
4	PRABATSINH PRATAPSINH CHAUHAN	GUJARAT	Panchmahal	BJP	67	10	3	2 charges of cheating
5	KAPIL MUNI KARWARIYA	UTTAR PRADESH	Phulpur	BSP	42	8	4	1 charge each of murder & attempt to murder, 2 charges related to theft & 3 charges related to cheating
6	P KARUNA-KARAN	KERALA	Kasaragod	CPM	64	6	12	6 charges related to forgery
7	KUNVARJIBHAI MOHANBHAI BAVALIYA	GUJARAT	Rajkot	INC	54	6	2	1 charge of murder, 1 charge of cheating
8	VITTHALBHAI HANSRA JBHAI RADADIYA	GUJARAT	Porbandar	INC	51	5	16	1 charge of murder, 1 charge of cheating
9	RAMKISHUN	UTTAR PRADESH	Chandauli	SP	49	5	10	3 charges of attempt to murder
10	LALU PRASAD	BIHAR	Saran	RJD	60	5	7	2 charges of cheating
11	CHANDER-KANT RAGHUNATH PATIL	GUJARAT	Navsari	BJP	54	5	6	2 charges of cheating
12	FEROZE VARUN GANDHI	UTTAR PRADESH	Pilibhit	BJP	29	5	6	1 charge of attempt to murder
13	ASADUDDIN OWAISI	ANDHRA PRADESH	Hyderabad	AIMIM	41	5	4	4 charges related to promoting enmity between different groups & injuring & defiling place of worship
14	GANESH	MADHYA PRADESH	Satna	BJP	46	5	2	2 charges of cheating
15	SIVASAMI C	TAMIL NADU	Tiruppur	ADMK	51	5	1	2 charges of cheating
16	RAMAKANT YADAV	UTTAR PRADESH	Azamgarh	BJP	49	4	11	2 charges related to murder & 1 charge of attempt to murder
17	VINAY KUMAR ALIAS VINNU	UTTAR PRADESH	Shrawasti	INC	45	4	9	3 charges of attempt to murder, 1 charge of dacoity

S No	Name	State	Constituency	Party	Age	Serious IPC Counts	Total No of Cases	Brief details of serious IPC counts
18	ANANTH KUMAR HEGDE	KARNATAKA	Uttara	BJP	40	4	3	3 charges related to promoting enmity between different groups & injuring & defiling place of worship
19	ADHIKARI SUVENDU	WEST BENGAL	Tamluk	AITC	39	4	3	1 charge of attempt to murder, 1 charge each of kidnapping & theft
20	BRIJBHUSHAN SARAN SINGH	UTTAR PRADESH	Kaiserganj	SP	52	4	2	1 charge of attempt to murder, 1 charge of dacoity

# Analysis based on assets

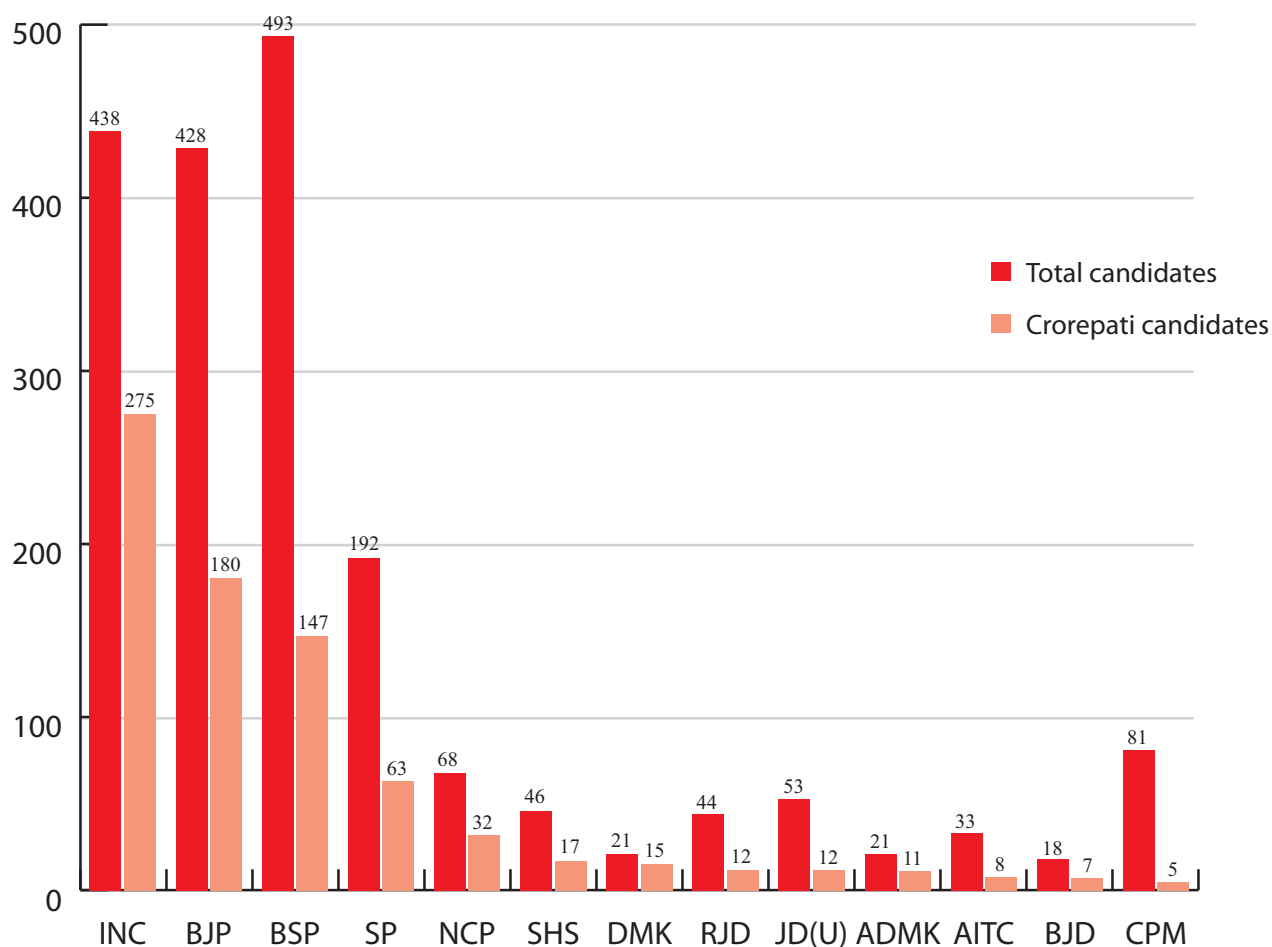
## Analysis based on assets – for candidates

Out of 7810 candidates contesting Lok Sabha 2009 elections, 1249 (16%) were crorepati. INC had 63% candidates as crorepati, whereas BJP had 42% crorepati candidates.

**Table: Crorepati candidates- Party wise break up**

Party	Total candidates analysed by NEW	Crorepati candidates	% of crorepati candidates
INC	438	275	63%
BJP	428	180	42%
BSP	493	147	30%
SP	192	63	33%
NCP	68	32	47%
SHS	46	17	37%
DMK	21	15	71%
RJD	44	12	27%
JD(U)	53	12	23%
ADMK	21	11	52%
AITC	33	8	24%
BJD	18	7	39%
CPM	81	5	6%
Others	5874	465	8%
Total	7810	1249	16%

**Figure: Crorepati candidates from major parties**



### **Average assets for candidates – Party wise**

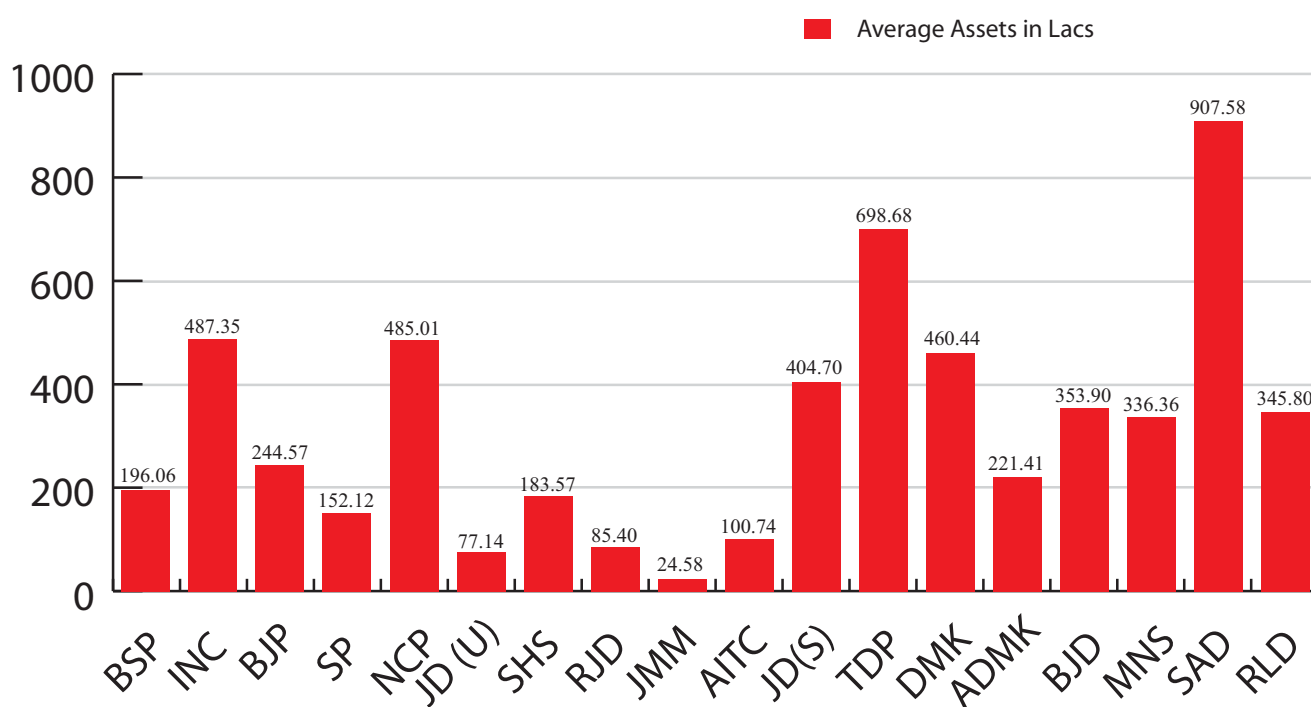
For candidates of INC average assets were approx Rs 4.8 crores and average assets for candidates of BJP were approx Rs 2.4 crores. For calculating average assets party wise, twelve candidates with assets more than 100 crores have been excluded. Detailed party wise list is given below.

**Table: Average assets for candidates party wise**

Party	Average Assets	Candidates analysed by NEW
BSP	Rs 1,96,05,950 ~ 1 Cror+	493
INC	Rs 4,87,34,782 ~ 4 Cror+	438
BJP	Rs 2,44,57,036 ~ 2 Cror+	428
SP	Rs 1,52,11,632 ~ 1 Cror+	192
LJP	Rs 43,61,392 ~ 43 Lacs+	99
CPM	Rs 31,48,497 ~ 31 Lacs+	81
CPI(ML)(L)	Rs 7,43,548 ~ 7 Lacs+	77
NCP	Rs 4,85,00,861 ~ 4 Cror+	68
JD(U)	Rs 77,14,214 ~ 77 Lacs+	53
SHS	Rs 1,83,56,724 ~ 1 Cror+	46
RJD	Rs 85,39,684 ~ 85 Lacs+	44

Party	Average Assets	Candidates analysed by NEW
JMM	Rs 24,57,866 ~ 24 Lacs+	41
AITC	Rs 1,00,73,927 ~ 1 Cror+	33
JD(S)	Rs 4,04,70,309 ~ 4 Cror+	32
TDP	Rs 6,98,67,852 ~ 6 Cror+	31
DMK	Rs 4,60,43,767 ~ 4 Cror+	21
ADMK	Rs 2,21,41,356 ~ 2 Cror+	21
BJD	Rs 3,53,90,282 ~ 3 Cror+	18
MNS	Rs 3,36,36,429 ~ 3 Cror+	11
SAD	Rs 9,07,57,941 ~ 9 Cror+	10
RLD	Rs 3,45,80,384 ~ 3 Cror+	10

**Table: Average assets for candidates party wise**



## Average assets for candidates - State wise

Detailed list of average assets for candidate's state wise is given below. Twelve candidates with assets more than 100 crores have been excluded while calculating average assets.

State	Candidates analysed	Average Assets
UTTAR PRADESH	1,359	Rs 11,893,341
MAHARASHTRA	808	Rs 12,895,241
TAMIL NADU	767	Rs 8,902,104
BIHAR	646	Rs 5,777,721
ANDHRA PRADESH	534	Rs 22,791,115
MADHYA PRADESH	429	Rs 6,383,012
KARNATAKA	421	Rs 16,547,164
WEST BENGAL	367	Rs 4,064,872
GUJARAT	359	Rs 5,447,888
RAJASTHAN	346	Rs 11,877,808
PUNJAB	218	Rs 16,997,020
KERALA	217	Rs 4,618,259
HARYANA	204	Rs 16,487,812
CHHATTISGARH	173	Rs 2,552,347
JHARKHAND	172	Rs 6,784,978
NATIONAL CAPITAL TERRITORY OF DELHI	158	Rs 14,937,577
ORISSA	156	Rs 7,988,657
ASSAM	155	Rs 16,122,471
JAMMU & KASHMIR	81	Rs 8,081,424
UTTARAKHAND	76	Rs 9,319,538
HIMACHAL PRADESH	30	Rs 15,548,733
TRIPURA	19	Rs 1,493,685
GOA	18	Rs 50,336,813
MANIPUR	16	Rs 1,950,197
CHANDIGARH	14	Rs 36,989,738
ANDAMAN & NICOBAR ISLANDS	11	Rs 1,823,467
MEGHALAYA	11	Rs 35,250,253
ARUNACHAL PRADESH	8	Rs 23,064,645
DAMAN & DIU	7	Rs 24,044,693
PUDUCHERRY	7	Rs 6,399,619
SIKKIM	7	Rs 12,298,783
DADRA & NAGAR HAVELI	5	Rs 36,758,275
MIZORAM	4	Rs 3,873,547
LAKSHADWEEP	4	Rs 10,869,387
NAGALAND	3	Rs 7,010,182
<b>Grand Total</b>	<b>7,810</b>	<b>Rs 11,110,711</b>



## Top 20 crorepati candidates

Given below is the list of top 20 crorepati candidates who contested Lok Sabha 2009 elections. A total of 7 of these candidates won and 13 lost Lok Sabha 2009 elections.

S No	Name	State	Constituency	Party	Movable Assets (Rs)	Immovable Assets (Rs)	Total Assets (Rs)	P AN	Won/ Lost
1	MOHANRAJ J	Tamil Nadu	Chennai South	JJ	19,77,17,16,000	35,35,000	19,77,52,51,000 <b>1977 Cror+</b>	Y	lost
2	V. M. SINGH	Uttar Pradesh	Pilibhit	INC	55,66,925	6,31,60,00,000	6,32,15,66,925 <b>632 Cror+</b>	Y	lost
3	DEEPAK BHARDWAJ	National Capital Territory Of Delhi	West Delhi	BSP	52,17,22,215	5,51,66,25,160	6,03,83,47,375 <b>603 Cror+</b>	Y	lost
4	KHIMJIBHAI HARJIVANBHAI PATADIYA	Gujarat	Suren-dranagar	KKJHS	2,55,05,57,807	2,59,91,70,000	5,14,97,27,807 <b>514 Cror+</b>	N	lost
5	NAMA NAG-ESWARA RAO	Andhra Pradesh	Khammam	TDP	1,41,28,66,278	32,46,41,855	1,73,75,08,133 <b>173 Cror+</b>	Y	won
6	KANWAR SINGH TANWAR	Nct Of Delhi	South Delhi	BSP	4,08,11,008	1,50,91,66,267	1,54,99,77,275 <b>154 Cror+</b>	Y	lost
7	NAVEEN JINDAL	Haryana	Kurukshetra	INC	1,25,34,82,000	5,72,48,000	1,31,07,30,000 <b>131 Cror+</b>	Y	won
8	SUBHASH TIPPANNA NELGE	Karnataka	Bidar	JD(S)	4,91,14,264	1,25,18,20,867	1,30,09,35,131 <b>130 Cror+</b>	Y	lost
9	ABU ASIM AZMI	Maharashtra	Mumbai North West	SP	1,02,44,49,679	22,29,39,312	1,24,73,88,991 <b>124 Cror+</b>	N	lost
10	L RAJAGOPAL	Andhra Pradesh	Vijayawada	INC	96,81,52,574	25,48,12,335	1,22,29,64,909 <b>122 Cror+</b>	Y	won
11	BALASHOWRY VALLABHANENI	Andhra Pradesh	Narasaraopet	INC	1,00,17,28,113	21,77,00,000	1,21,94,28,113 <b>121 Cror+</b>	Y	lost
12	SURENDRA BABU. R.	Karnataka	Bangalore North	JD(S)	35,02,000	1,08,10,00,000	1,08,45,02,000 <b>108 Cror+</b>	N	lost
13	MALOOK NAGAR	Uttar Pradesh	Meerut	BSP	8,81,83,000	76,49,82,000	85,31,65,000 <b>85 Cror+</b>	Y	lost
14	DR SATDEVA CHADDA	Rajasthan	Jaipur	IND	4,58,86,000	79,85,00,000	84,43,86,000 <b>84 Cror+</b>	Y	lost
15	PATEL PRAFUL MANOHARBHAI	Maharashtra	Bhandara-Gondiya	NCP	15,20,54,970	68,55,94,361	83,76,49,331 <b>83 Cror+</b>	Y	won
16	DR. G. VIVEKANAND	Andhra Pradesh	Peddapalle	INC	23,99,68,026	48,95,41,656	72,95,09,682 <b>72 Cror+</b>	Y	won
17	Y.S. JAGAN MOHAN REDDY	Andhra Pradesh	Kadapa	INC	50,74,85,537	22,06,66,121	72,81,51,658 <b>72 Cror+</b>	Y	won

S No	Name	State	Constituency	Party	Movable Assets (Rs)	Immovable Assets (Rs)	Total Assets (Rs)	P AN	Won/ Lost
18	RAJKUMARI RATNA SINGH	Uttar Pradesh	Pratapgarh	INC	62,28,48,635	5,54,22,000	67,82,70,635 <b>67 Cror+</b>	N	won
19	D. A. SRINIVAS	Andhra Pradesh	Rajampet	PRAP	20,08,19,543	46,93,00,000	67,01,19,543 <b>67 Cror+</b>	Y	lost
20	CAPT.G.R. GOPINATH	Karnataka	Bangalore South	IND	55,04,39,000	11,85,24,000	66,89,63,000 <b>66 Cror+</b>	Y	lost

## Analysis based on assets- for MPs

Out of 543 MPs in Lok Sabha 2009, 315 MPs are crorepatis as compared to 156 crorepati MPs from Lok Sabha 2004 i.e an increase of 102%. The average asset of a MP in Lok Sabha 2004 was Rs 1.86 cr which rose to Rs 4.56 cr in Lok Sabha 2009. Between Lok Sabha 2004 & 2009 there has been an average asset increase of 145% for MPs.

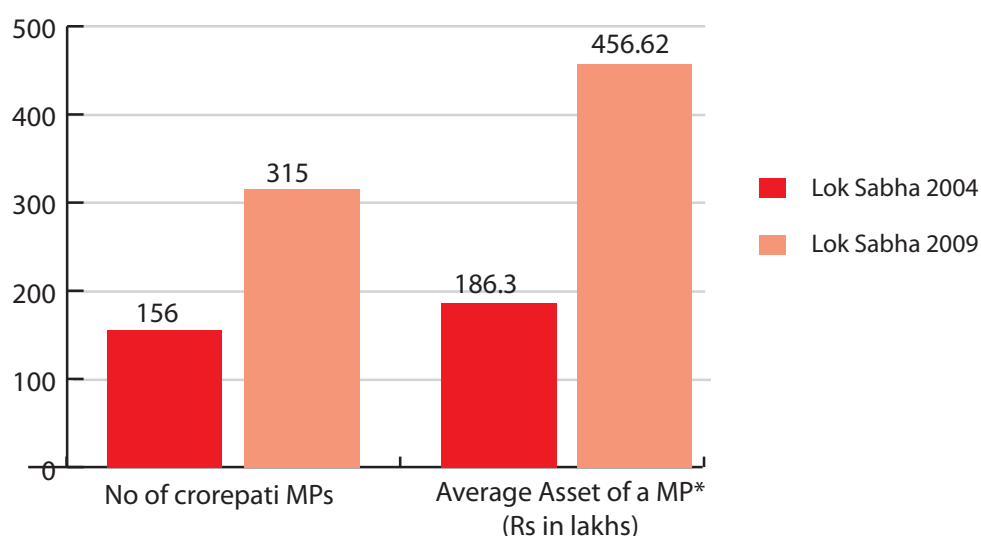
**Table: Comparison Lok Sabha 2004 and Lok Sabha 2009 based on assets**

	In Lok Sabha 2004	In Lok Sabha 2009	Increase	% Increase
No of crorepati MPs	156	315	159	102%
Average Asset of a MP* (Rs in lakhs)	186.3	456.62	270.32	145%

\*For calculating average assets, assets of three MPs above hundred crores have been excluded. If we include the assets of the three MPs above hundred crores, the average asset for MPs was Rs 5.32 crores. This showed an increase of 186% in the assets of MPs from Lok Sabha 2004 to Lok Sabha 2009.

The list of assets for all MPs is given at the end of the chapter.

**Figure: Comparison Lok Sabha 2004 and Lok Sabha 2009 based on assets**



## **Chances of winning based on assets**

As can be seen from the table, the higher the assets the more are the chances of winning of a candidate. 33% of the candidates who declared assets of Rs 5 crore and above won. On the other hand less than 1% of candidates with assets less than 10 lakh won. The election results seemed to be highly influenced by the money power of the candidates.

**Table: Chances of winning based on assets**

Value of assets	Number of candidates	Number of winners	% of winners
Very high (5 cr and above)	343	112	32.65%
High (50 lakhs to 5 cr)	1592	294	18.47%
Medium (50 lakhs to 10 lakhs)	1911	120	6.28%
Low (less than 10 lakhs)	3964	17	0.43%

## **Crorepati MPs- Party wise**

A total of 71% MPs of INC were crorepati whereas for BJP the corresponding figure was 51%. Over all 58% of the MPs (315 out of 543 MPs) in Lok Sabha 2009 are crorepatis. Table below gives details of crorepati MPs of major parties.

**Table: Crorepati MPs - Party wise break up**

Party	Total candidates analysed by NEW	Total crorepati candidates	Total winners	Total crorepati Winners	% of crorepati winners
INC	438	275	206	146	71%
BJP	428	180	116	59	51%
SP	192	63	23	14	61%
BSP	493	147	21	13	62%
JD(U)	53	12	20	8	40%
AITC	33	8	19	7	37%
DMK	21	15	18	13	72%
CPM	81	5	16	1	6%
BJD	18	7	14	6	43%
SHS	46	17	11	9	82%
ADMK	21	11	9	5	56%
NCP	68	32	9	7	78%
RJD	44	12	4	2	50%
Others	5874	465	57	25	44%
<b>Total</b>	<b>7810</b>	<b>1249</b>	<b>543</b>	<b>315</b>	<b>58%</b>

## Crorepati MPs - Statewise

Maximum number of crorepati MPs are from Uttar Pradesh (52, i.e. 65%) followed by Maharashtra (38, i.e. 79%). There are several states like Delhi, Punjab, Arunachal Pradesh etc where all the MPs are crorepatis. The following table gives statewise details:

State/UT	Number of MPs from State	Number of crorepati MPs	% of crorepatis MPs from state
UTTAR PRADESH	80	52	65%
MAHARASHTRA	48	38	79%
ANDHRA PRADESH	42	32	76%
TAMIL NADU	39	25	64%
KARNATAKA	28	25	89%
BIHAR	40	17	43%
MADHYA PRADESH	29	15	52%
RAJASTHAN	25	14	56%
PUNJAB	13	13	100%
GUJARAT	26	12	46%
WEST BENGAL	42	11	26%
HARYANA	10	9	90%
NCT DELHI	7	7	100%
JHARKHAND	14	6	43%
ORISSA	21	6	29%
ASSAM	14	5	36%
KERALA	20	5	25%
UTTARAKHAND	5	4	80%
CHHATTISGARH	11	3	27%
HIMACHAL PRADESH	4	3	75%
JAMMU & KASHMIR	6	3	50%
ARUNACHAL PRADESH	2	2	100%
DADRA & NAGAR HAVELI	1	1	100%
CHANDIGARH	1	1	100%
PUDUCHERRY	1	1	100%
DAMAN & DIU	1	1	100%
GOA	2	1	50%
LAKSHADWEEP	1	1	100%
MEGHALAYA	2	1	50%

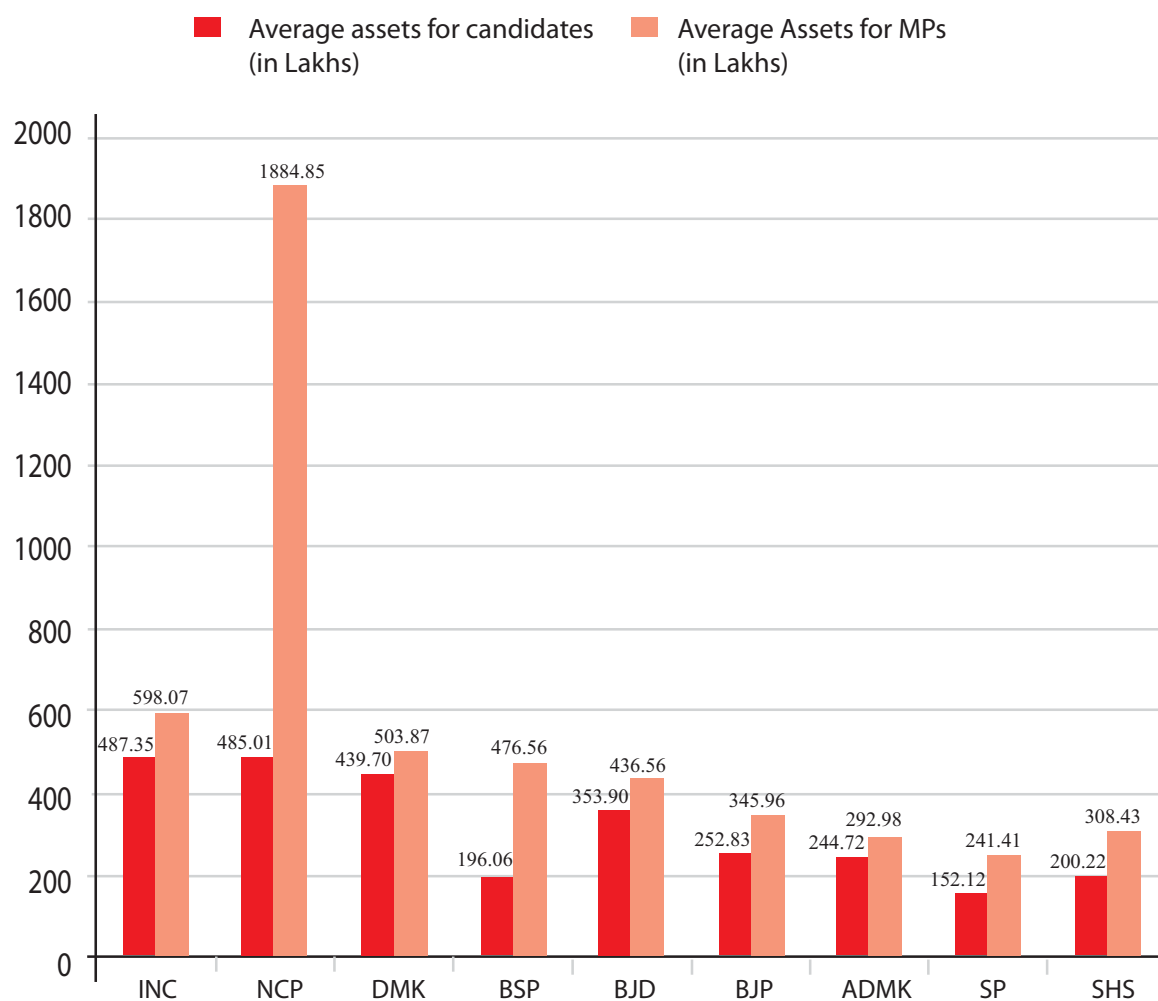
## Average assets per MP for major parties

Average asset of a MP from INC was Rs 5.98 crores, for BJP MP it was Rs 3.45 crores, for NCP MP it was Rs 18.84 crores, for DMK MP it was Rs 5.03 crores, for BSP and BJD MPs it was approx Rs 4 crores each. For calculating average assets, assets of 12 candidates' and 3 MPs over Rs 100 crores have been excluded. The following table gives details of average assets partywise for both candidates and MPs:

**Table: Average assets for winners**

Party	Number of candidates considered	Average assets for candidates	Number of MPs considered	Average Assets for MPs
INC	438	Rs 4,87,34,782 ~ 4 Cror+	206	Rs 5,98,07,362 ~ 5 Cror+
NCP	68	Rs 4,85,00,861 ~ 4 Cror+	9	Rs 18,84,85,465 ~ 18 Cror+
DMK	21	Rs 4,39,69,640 ~ 4 Cror+	18	Rs 5,03,87,301 ~ 5 Cror+
BSP	493	Rs 1,96,05,950 ~ 1 Cror+	21	Rs 4,76,55,810 ~ 4 Cror+
BJD	18	Rs 3,53,90,282 ~ 3 Cror+	14	Rs 4,36,55,896 ~ 4 Cror+
BJP	428	Rs 2,52,83,079 ~ 2 Cror+	116	Rs 3,45,95,753 ~ 3 Cror+
ADMK	21	Rs 2,44,72,025 ~ 2 Cror+	9	Rs 2,92,98,133 ~ 2 Cror+
SP	192	Rs 1,52,11,632 ~ 1 Cror+	23	Rs 2,41,41,054 ~ 2 Cror+
SHS	46	Rs 2,00,21,769 ~ 2 Cror+	11	Rs 3,08,42,808 ~ 3 Cror+
AITC	33	Rs 1,00,73,927 ~ 1 Cror+	19	Rs 1,08,10,509 ~ 1 Cror+
RJD	44	Rs 85,78,923 ~ 85 Lacs+	4	Rs 1,36,58,005 ~ 1 Cror+
JD(U)	53	Rs 77,14,214 ~ 77 Lacs+	20	Rs 1,02,28,017 ~ 1 Cror+
CPM	81	Rs 33,53,168 ~ 33 Lacs+	16	Rs 38,53,204 ~ 38 Lacs+
Others	5874	Rs 1,08,87,869 ~ 1 Cror+	57	Rs 7,51,21,789 ~ 7 Cror+

**Figure: Comparison average assets for candidates & MPs in Lok Sabha 2009**



## Average assets per MP from various states

The table below gives average assets per MP state wise. Maximum MPs (80) are from UP with an average asset of Rs 4.8 crore followed by 48 MPs from Maharashtra with average asset of Rs 8 crore. For all states please refer to the table given below. For calculating average assets state wise, MPs with assets above 100 crores have not been included and hence assets of 1 MP from Haryana and 2 MPs from Andhra Pradesh have been excluded while calculating average assets.

State	Average Assets	MP Count
UTTAR PRADESH	Rs 4,89,44,106 ~ 4 Cror+	80
MAHARASHTRA	Rs 8,07,47,015 ~ 8 Cror+	48
ANDHRA PRADESH	Rs 9,24,88,651 ~ 9 Cror+	42
WEST BENGAL	Rs 97,75,754 ~ 97 Lacs+	42
BIHAR	Rs 2,69,81,356 ~ 2 Cror+	40
TAMIL NADU	Rs 4,71,22,109 ~ 4 Cror+	39
MADHYA PRADESH	Rs 2,86,58,572 ~ 2 Cror+	29
KARNATAKA	Rs 7,36,02,448 ~ 7 Cror+	28
GUJARAT	Rs 2,08,49,567 ~ 2 Cror+	26
RAJASTHAN	Rs 3,32,92,817 ~ 3 Cror+	25
ORISSA	Rs 3,03,06,071 ~ 3 Cror+	21
KERALA	Rs 1,64,95,161 ~ 1 Cror+	20
ASSAM	Rs 3,23,83,709 ~ 3 Cror+	14
JHARKHAND	Rs 2,03,69,900 ~ 2 Cror+	14
PUNJAB	Rs 11,39,55,524 ~ 11 Cror+	13
CHHATTISGARH	Rs 1,15,19,235 ~ 1 Cror+	11
HARYANA	Rs 5,52,14,437 ~ 5 Cror +	10
NCT OF DELHI	Rs 7,14,65,724 ~ 7 Cror+	7
JAMMU & KASHMIR	Rs 2,23,92,709 ~ 2 Cror+	6
UTTARAKHAND	Rs 3,66,08,190 ~ 3 Cror+	5
HIMACHAL PRADESH	Rs 6,59,59,663 ~ 6 Cror+	4
MEGHALAYA	Rs 12,91,32,743 ~ 12 Cror+	2
ARUNACHAL PRADESH	Rs 6,42,28,511 ~ 6 Cror+	2
GOA	Rs 1,96,85,466 ~ 1 Cror+	2
TRIPURA	Rs 35,94,281 ~ 35 Lacs+	2
MANIPUR	Rs 17,08,809 ~ 17 Lacs+	2



State	Average Assets	MP Count
DADRA & NAGAR HAVELI	Rs 8,34,94,860 ~ 8 Cror+	1
CHANDIGARH	Rs 3,87,29,400 ~ 3 Cror+	1
DAMAN & DIU	Rs 3,68,79,385 ~ 3 Cror+	1
PUDUCHERRY	Rs 3,57,79,157 ~ 3 Cror+	1
LAKSHADWEEP	Rs 2,09,77,767 ~ 2 Cror+	1
SIKKIM	Rs 1,85,03,294 ~ 1 Cror+	1
MIZORAM	Rs 53,54,186 ~ 53 Lacs+	1
NAGALAND	Rs 39,75,000 ~ 39 Lacs+	1
ANDAMAN & NICOBAR ISLANDS	Rs 12,41,034 ~ 12 Lacs+	1
		543

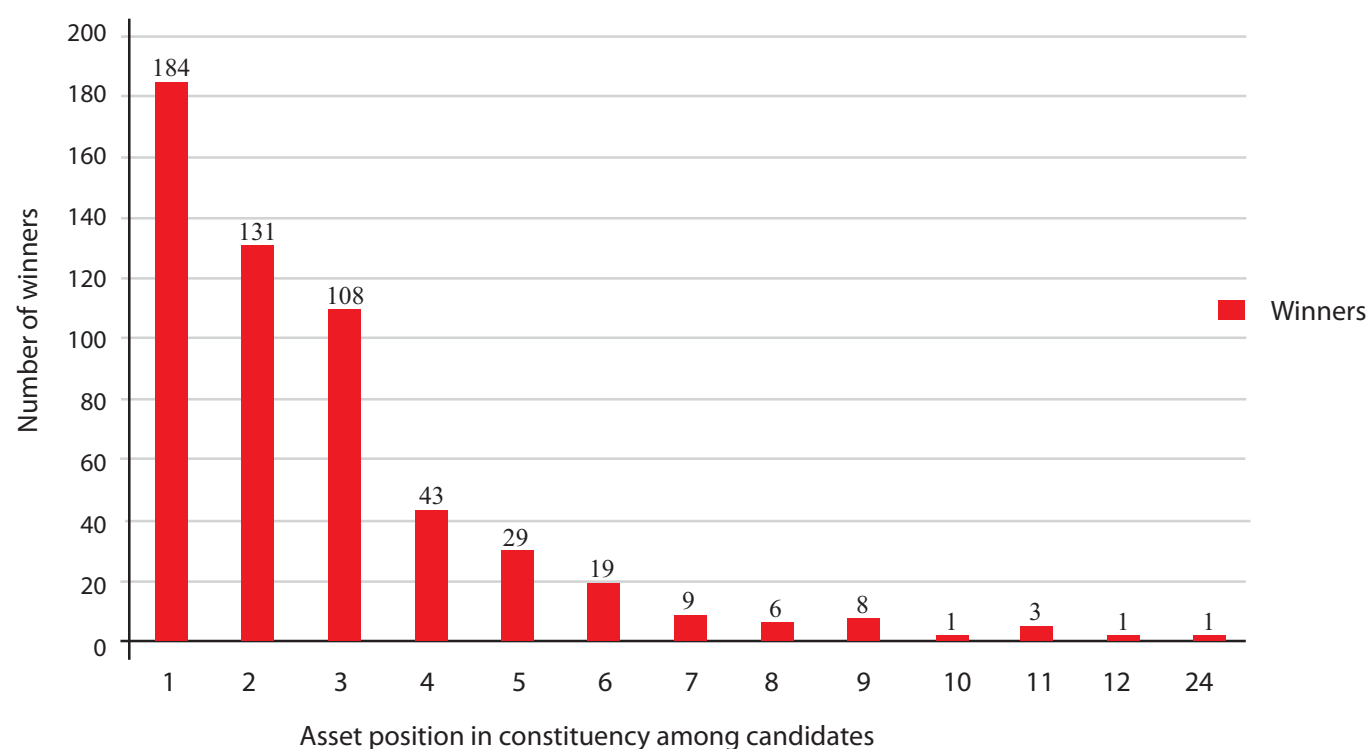
## Asset position in constituency among candidates and chances of winning

The following table gives an analysis of asset position in constituency among candidates (highest asset to lowest asset) and their chances of winning. From 184 constituencies i.e. 34% constituencies, candidates with highest declared assets according to their own self sworn affidavits emerged as MPs. From 24% constituencies candidates with second highest declared assets won i.e. in almost 58% constituencies' candidates with first or second position according to assets emerged as MPs. The number of MPs kept decreasing according to their position in the constituency based on assets.

**Table: Position in constituency based on assets and winners**

Position in constituency based on assets	Total winners	% of winners
1	184	34%
2	131	24%
3	108	20%
4	43	8%
5	29	5%
6	19	3%
7	9	2%
8	6	1%
9	8	1%
10	1	0%
11	3	1%
12	1	0%
24	1	0%
Grand Total	543	100%

**Figure: Asset position in constituency among candidates and winners**



## Crorepati MPs – PAN not given

25 crorepati MPs have not declared their PAN details even though these declarations are part of the affidavit. The names of these MPs are given below-

S No	Name	State	Constituency	Party	Movable Assets (Rs)	Immovable Assets (Rs)	Total Assets (Rs)	PAN Given
1	RAJKUMARI RATNA SINGH	Uttar Pradesh	Pratapgarh	INC	62,28,48,635	5,54,22,000	67,82,70, 635 67 Cror+	N
2	VINCENT H PALA	Meghalaya	Shillong	INC	2,29,03,060	22,87,18,130	25,16,21,190 25 Cror+	N
3	SHASHI THAROOR	Kerala	Thiruvananthapuram	INC	20,09,10,302	27,25,965	20,36,36,267 20 Cror+	N
4	ANGADI SURESH CHANNA-BASAPPA	Karnataka	Belgaum	BJP	6,93,24,263	9,50,20,000	16,43,44,263 16 Cror+	N
5	NAPOLEON, D.	Tamil Nadu	Perambalur	DMK	1,30,31,550	11,75,51,433	13,05,82,983 13 Cror+	N
6	TAWARE SURESH KASHINATH	Maharashtra	Bhiwandi	INC	24,92,054	10,65,47,898	10,90,39,952 10 Cror+	N

S No	Name	State	Constitu-ency	Party	Movable Assets (Rs)	Immovable Assets (Rs)	Total Assets (Rs)	PAN Given
7	NINONG ERING	Arunachal Pradesh	Arunachal East	INC	3,53,20,000	6,90,00,000	10,43,20,000 10 Cror+	N
8	MAGUNTA SRINIVASULU REDDY	Andhra Pradesh	Ongole	INC	8,21,09,672	1,87,41,000	10,08,50,672 10 Cror+	N
9	TAMBIDURAI. M	Tamil Nadu	Karur	ADMK	4,51,40,517	4,86,09,710	9,37,50,227 9 Cror+	N
10	VENUGOPAL. D	Tamil Nadu	Tiruvan- namalai	DMK	20,10,000	5,50,00,000	5,70,10,000 5 Cror+	N
11	K. H. MUNIYAPPA	Karnataka	Kolar	INC	1,42,16,402	3,77,05,000	5,19,21,402 5 Cror+	N
12	JAGDAMBIKA PAL	Uttar Pradesh	Domariya- ganj	INC	66,21,330	4,31,00,000	4,97,21,330 4 Cror+	N
13	J. SHANTHA	Karnataka	Bellary	BJP	4,40,72,264	25,00,000	4,65,72,264 4 Cror+	N
14	LALUBHAI PATEL	Daman & Diu	Daman & Diu	BJP	1,61,07,985	2,07,71,400	3,68,79,385 3 Cror+	N
15	DR. MANDA JAGANNATH	Andhra Pradesh	Nagarkurnool	INC	29,26,000	2,52,00,000	2,81,26,000 2 Cror+	N
16	ADV. DUD-HGAONKAR GANESHTAO NAGORAO	Maharashtra	Parbhani	SHS	32,39,563	2,48,72,157	2,81,11,720 2 Cror+	N
17	TAKAM SANJOY	Arunachal Pradesh	Arunachal West	INC	95,97,021	1,45,40,000	2,41,37,021 2 Cror+	N
18	RAVNEET SINGH	Punjab	Anandpur Sahib	INC	13,06,443	2,05,15,000	2,18,21,443 2 Cror+	N
19	RAVNEET SINGH	Kerala	Kasaragod	CPM	1,63,245	1,76,60,400	1,78,23,645 1 Cror+	N
20	PANABAKA LAKSHMI	Andhra Pradesh	Bapatla	INC	96,35,386	77,51,680	1,73,87,066 1 Cror+	N
21	HARSH VARDHAN	Uttar Pradesh	Maharaj- ganj	INC	9,00,000	1,61,50,000	1,70,50,000 1 Cror+	N
22	VINAY KUMAR ALIAS VINNU	Uttar Pradesh	Shrawasti	INC	3,18,200	1,54,25,000	1,57,43,200 1 Cror+	N
23	BASORI SINGH MASRAM	Madhya Pradesh	Mandla	INC	11,71,178	1,23,50,000	1,35,21,178 1 Cror+	N
24	SHARIEF UD DIN SHARIQ	Jammu & Kashmir	Baramulla	JKN	19,55,000	1,00,00,000	1,19,55,000 1 Cror+	N
25	GORAKH-NATH	Uttar Pradesh	Bhadohi	BSP	19,31,442	82,36,306	1,01,67,748 1 Cror+	N

## Details of top 20 MPs based on maximum assets

The table given below is a list of MPs with top 20 highest assets.

S No	Name	State	Constituency	Party	Movable Assets (Rs)	Immovable Assets (Rs)	Total Assets (Rs)	PAN Given
1	NAMA NAG-ESWARA RAO	ANDHRA PRADESH	Khammam	TDP	1,41,28,66,278	32,46,41,855	1,73,75,08,133 173 Cror+	Y
2	NAVEEN JINDAL	HARYANA	Kurukshetra	INC	1,25,34,82,000	5,72,48,000	1,31,07,30,000 131 Cror+	Y
3	L RAJAGOPAL	ANDHRA PRADESH	Vijayawada	INC	96,81,52,574	25,48,12,335	1,22,29,64,909 122 Cror+	Y
4	PATEL PRAFUL MANOHARBHAI	MAHARASHTRA	Bhandara-Gondiya	NCP	15,20,54,970	68,55,94,361	83,76,49,331 83 Cror+	Y
5	DR. G. VIVEKANAND	ANDHRA PRADESH	Peddapalle	INC	23,99,68,026	48,95,41,656	72,95,09,682 72 Cror+	Y
6	Y.S. JAGAN MOHAN REDDY	ANDHRA PRADESH	Kadapa	INC	50,74,85,537	22,06,66,121	72,81,51,658 72 Cror+	Y
7	RAJKUMARI RATNA SINGH	UTTAR PRADESH	Pratapgarh	INC	62,28,48,635	5,54,22,000	67,82,70,635 67 Cror+	N
8	HARSIMRAT KAUR	PUNJAB	Bathinda	SAD	24,11,64,703	36,19,35,432	60,31,00,135 60 Cror+	Y
9	SUPRIYA SULE	MAHARASHTRA	Baramati	NCP	38,78,14,597	11,66,85,976	50,45,00,573 50 Cror+	Y
10	SURENDRA SINGH NAGAR	UTTAR PRADESH	Gautam Budhha Nagar	BSP	25,11,04,300	24,09,80,000	49,20,84,300 49 Cror+	Y
11	H D KUMARA SWAMY	KARNATAKA	Bangalore Rural	JD(S)	28,28,08,574	20,19,79,807	48,47,88,381 48 Cror+	Y
12	SHIVAKUMAR CHANNABASAPPA UDASI	KARNATAKA	Haveri	BJP	22,99,36,935	25,25,74,633	48,25,11,568 48 Cror +	Y
13	PRENEET KAUR	PUNJAB	Patiala	INC	3,07,78,438	39,22,65,000	42,30,43,438 42 Cror+	Y
14	ANNUTANDON	UTTAR PRADESH	Unnao	INC	20,97,93,867	21,15,58,878	42,13,52,745 42 Cror+	Y
15	UDAY SINGH ALIAS PAPPU SINGH	BIHAR	Purnia	BJP	9,00,27,669	32,90,03,000	41,90,30,669 41 Cror+	Y
16	M RAJAMOHAN REDDY	ANDHRA PRADESH	Nellore	INC	10,54,79,996	25,79,82,700	36,34,62,696 36 Cror+	Y
17	DUTT PRIYA SUNIL	MAHARASHTRA	Mumbai North Central	INC	3,18,81,408	31,76,95,040	34,95,76,448 34 Cror+	Y
18	BADRUDDIN AJMAL	ASSAM	Dhubri	AUDF	3,19,80,608	27,15,40,393	30,35,21,001 30 Cror+	Y
19	KAPIL SIBAL	NCT OF DELHI	Chandni Chowk	INC	6,76,08,459	23,58,35,332	30,34,43,791 30 Cror+	Y
20	PINAKI MISRA	ORISSA	Puri	BJD	65,00,000	29,04,00,000	29,69,00,000 29 Cror+	Y

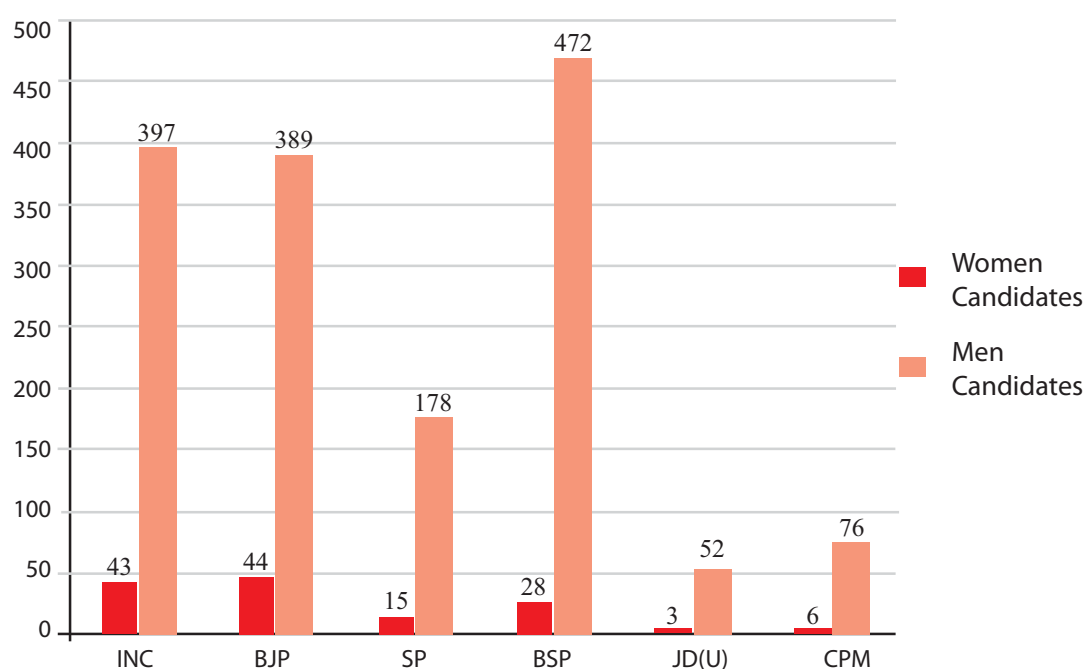
# Female representation in Lok Sabha 2009 elections

Out of 8070 candidates who contested in Lok Sabha 2009 elections, only 556 or 7% were women. Out of these 556 only 59 or 11% emerged as MPs. The party wise break up for female candidates and MPs vis a vis male candidates and MPs is as below-

**Table: Party wise female representation**

	INC	BJP	SP	BSP	JD(U)	CPM	Other parties	Total
<b>Women</b>								
Candidates	43	44	15	28	3	6	417	556
MPs	24	13	3	4	2	1	12	59
% Women candidates	10%	10%	8%	6%	5%	7%	7%	7%
% Women MPs	12%	11%	13%	19%	10%	6%	9%	11%
<b>Men</b>								
Candidates	397	389	178	472	52	76	5950	7514
MPs	182	103	20	17	18	15	129	484
% Men candidates	90%	90%	92%	94%	95%	93%	93%	93%
% Men MPs	88%	89%	87%	81%	90%	94%	91%	89%
<b>Total</b>								
Candidates	440	433	193	500	55	82	6367	8070
MPs	206	116	23	21	20	16	141	543

**Table: Candidate distribution based on gender analysis**



# **Analysis of the first list of Cabinet Ministers**

# CONTENTS

Pending criminal cases details .....	69
Financial details.....	69
Average Assets and the PAN details .....	70
Asset details of ministers.....	71
Full details of pending criminal cases on ministers.....	76

# Analysis of the first list of Cabinet Ministers

## Pending criminal cases details

Affidavits of 66 out of 79 ministers in the first list of cabinet ministers in Lok Sabha 2009 were analysed by NEW. Out of these 66 ministers, there are pending criminal cases against 9 ministers. The ministers who have declared that they have pending criminal cases against them are-

1. Subodh Kant Sahay (INC),
2. Wasnik Mukul Balkrishna (INC),
3. Ajay Makan (INC),
4. Harish Rawat (INC),
5. Arun Yadav (INC),
6. Pratik Prakash Babu Patil (INC),
7. Pradeep Kumar Jain (INC),
8. Adhikari Sisir Kumar (AITC) and
9. Gandhi Selvan (DMK).

Adhikari Sisir Kumar (AITC) has declared that there is a pending criminal charge of theft against him. 5 ministers have declared that they are charged with wrongful restraint : Ajay Makan, Wasnik Mukul Balkrishna, Arun Yadav, Pratik Prakash Babu Patil & Pradeep Kumar Jain.

## Financial details

There are 49 crorepati ministers in the new Lok Sabha. INC has 40, DMK has 5, NCP has 2 and JKNC & AITC has 1 crorepati minister each.

Maximum assets in the ministers are those of Mr Praful Patel of NCP from Bhandara, Gondiya, Maharashtra 83.7 Cr, followed by Ms Preneet Kaur of INC from Patiala at 42.3 Cr and Kapil Sibal of INC from Chandni Chowk at 30.3 Cr. The details of the ministers with maximum assets (top 5) are given below:

State	Constituency	Name of Minister	Party	Total Assets in Rs
Maharashtra	Bhandara-Gondiya	Praful Patel Manoharbhair	NCP	837,649,331
Punjab	Patiala	PRENEET KAUR	INC	423,043,438
NCTDelhi	Chandni Chowk	KAPIL SIBAL	INC	303,443,791
Tamil Nadu	Sivaganga	CHIDAMBARAM P	INC	273,908,542
Meghalaya	Shillong	VINCENT H PALA	INC	251,621,190

Minimum assets are those of Ms Mamta Bannerjee of AITC at 4.73 Lakhs, followed by Mr Adhikari Sisir Kumar of AITC at 10.8 Lakhs and Mr Antony of INC at 14.2 lakhs. The 5 MPs with lowest assets are given below:

State	Constituency	Name of Minister	Party	Total Assets in Rs
WEST BENGAL	Mathurapur	CHOUDHURY MOHAN JATUA	AITC	2,585,000
GUJARAT	Bardoli	TUSHARBHAI AMARSINH-BHAI CHAUDHARY	INC	2,213,661
KERALA	Pathanamthitta	ANTO ANTONY	INC	1,424,205
WEST BENGAL	Kanthi	ADHIKARI SISIR KUMAR	AITC	1,083,159
WEST BENGAL	Kolkata Dakshin	MAMATA BANERJEE	AITC	473,194



## Average Assets and the PAN details

Average asset of the ministers in this Lok Sabha is 7.30 Cr, while that of the MPs is Rs 4.56 cr in Lok Sabha 2009. For calculating average assets, assets of three MPs above hundred crores have been excluded. If we include the assets of the three MPs above hundred crores, the average asset for MPs was Rs 5.32 crores.

There are five crorepati ministers who have not declared their PAN details along with their affidavits. The list of these ministers' is given below-

State	Constituency	Name of Minister	PAN given
MEGHALAYA	Shillong	VINCENT H PALA	No
KERALA	Thiruvananthapuram	SHASHI THAROOR	No
TAMIL NADU	Perambalur	NAPOLEON-D.	No
KARNATAKA	Kolar	K.H.MUNIYAPPA	No
ANDHRA PRADESH	Bapatla	PANABAKA LAKSHMI	No

# Asset details of ministers

S No	State	Constituency	Name of minister	Party	Sex	Total Assets	Movable Assets	Immovable Assets	Liabilities
1	MAHARASHTRA	Bhandara-Gondiya	PATEL PRAFUL MANOHARBHAI	NCP	M	837,649,331	152,054,970	685,594,361	210,758,853
2	PUNJAB	Patiala	PRENEET KAUR	INC	F	423,043,438	30,778,438	392,265,000	0
3	NATIONAL CAPITAL TERRITORY OF DELHI	Chandni Chowk	KAPIL SIBAL	INC	M	303,443,791	67,608,459	235,835,332	0
4	MEGHALAYA	Shillong	VINCENT H PALA	INC	M	251,621,190	22,903,060	228,718,130	0
5	HIMACHAL PRADESH	Mandi	VIRBHADRA SINGH	INC	M	225,228,748	37,778,748	187,450,000	776,754
6	KERALA	Thiruvananthapuram	Shashi Tharoor	INC	M	203,636,267	200,910,302	2,725,965	0
7	ANDHRA PRADESH	Visakhapatnam	D. PURAN-DARESHWARI	INC	F	202,639,261	103,431,261	99,208,000	560,000
8	TAMIL NADU	Madurai	ALAGIRI M.K	DMK	M	193,978,895	105,106,895	88,872,000	0
9	MAHARASHTRA	Mumbai South	DEORA MILIND MURLI	INC	M	175,373,142	171,798,575	3,574,567	0
10	MADHYA PRADESH	Guna	JYOTIRADITYA MADHAVRAO SCINDIA	INC	M	149,094,212	22,674,212	126,420,000	0
11	MADHYA PRADESH	Chhindwara	KAMAL NATH	INC	M	141,770,037	55,195,068	86,574,969	0
12	TAMIL NADU	Perambalur	NAPOLEON-D.	DMK	M	130,582,983	13,031,550	117,551,433	11,049,256
13	BIHAR	Sasaram	MEIRA KUMAR	INC	F	101,565,500	11,145,500	90,420,000	0
14	JAMMU & KASHMIR	Srinagar	FAROOQ AB-DULLAH	JKN	M	97,841,140	1,541,140	96,300,000	0
15	MAHARASHTRA	Madha	PAWAR SHARADCHANDRA GOVINDRAO	NCP	M	87,238,434	51,524,248	35,714,186	0

S No	State	Constituency	Name of minister	Party	Sex	Total Assets	Movable Assets	Immovable Assets	Liabilities
16	MAHARASHTRA	Solapur	SHINDE SUSHIL-KUMAR SAMB-HAJIRAO	INC	M	86,042,099	33,493,748	52,548,351	3,700,000
17	ANDHRA PRADESH	Kakinada	M M Pallamraju	INC	M	65,589,882	13,733,882	51,856,000	1,112,763
18	MAHARASHTRA	Mumbai North West	AD.KAMAT GU-RUDAS VASANT	INC	M	63,926,963	37,950,275	25,976,688	0
19	TAMIL NADU	Arakkonam	JAGATHRAK-SHAKAN	DMK	M	59,106,399	6,079,699	53,026,700	0
20	ANDHRA PRADESH	Chevella	Sudini Jaipal Reddy	INC	M	56,150,333	1,200,333	54,950,000	2,042,919
21	MADHYA PRADESH	Khandwa	ARUN SUB-HASHCHANDRA YADAV	INC	M	53,289,688	34,825,728	18,463,960	27,562,966
22	KARNATAKA	Kolar	K.H.Muniyappa	INC	M	51,921,402	14,216,402	37,705,000	21,019,510
23	KARNATAKA	Gulbarga	Malikarjun Kharge	INC	M	50,646,534	13,308,044	37,338,490	5,508,946
24	HARYANA	Ambala	SELJA	INC	F	46,711,386	5,569,511	41,141,875	0
25	RAJASTHAN	Ajmer	SACHIN PILOT	INC	M	46,489,558	5,589,558	40,900,000	0
26	NATIONAL CAPITAL TERRITORY OF DELHI	New Delhi	AJAY MAKAN	INC	M	40,148,040	25,405,740	14,742,300	0
27	UTTAR PRADESH	Kushi Nagar	KU. RATAN-JEET PRATAP NARAYAN SINGH	INC	M	39,975,893	10,510,893	29,465,000	100,000
28	CHANDIGARH	Chandigarh	PAWAN KUMAR BANSAL	INC	M	38,729,400	8,229,400	30,500,000	0
29	TAMIL NADU	Chennai Central	DAYANIDHI MARAN	DMK	M	36,669,231	36,669,231	0	0
30	PUDUCHERRY	Pondicherry	NARAYANA-SAMY	INC	M	35,779,157	3,144,307	32,634,850	2,171,758

S No	State	Constituency	Name of minister	Party	Sex	Total Assets	Movable Assets	Immovable Assets	Liabilities
31	UTTAR PRADESH	Dhaurahra	KUNWAR JITIN PRASAD	INC	M	32,656,975	11,056,975	21,600,000	0
32	GUJARAT	Anand	BHARATBHAI MADHAVSINH SOLANKI	INC	M	30,918,994	5,008,596	25,910,398	2,683,993
33	UTTAR PRADESH	Kanpur	SRI PRAKASH JAISWAL	INC	M	30,767,980	15,567,980	15,200,000	0
34	MADHYA PRADESH	Ratlam	KANTILAL BHU-RIA	INC	M	30,557,089	7,391,089	23,166,000	0
35	KARNATAKA	Chikballapur	M. Veerappa Moily	INC	M	29,374,446	5,376,496	23,997,950	1,083,264
36	JHARKHAND	Ranchi	SUBODH KANT SAHAY	INC	M	27,854,918	11,159,918	16,695,000	0
37	WEST BENGAL	Barrackpur	DINESH TRIVEDI	AITC	M	27,203,930	17,853,930	9,350,000	0
38	WEST BENGAL	Jangipur	PRANAB MUKHERJEE	INC	M	26,920,479	8,461,890	18,458,589	0
39	UTTAR PRADESH	Farrukhabad	SALMAN KHUR-SHEED	INC	M	26,140,421	12,920,421	13,220,000	3,013,200
40	GUJARAT	Kheda	DINSHA ZA-VARBHAI PATEL	INC	M	23,065,019	20,615,019	2,450,000	3,480,352
41	MAHARASHTRA	Sangli	PRATIK PRAKASHBAPU PATIL	INC	M	22,137,000	14,698,000	7,439,000	1,358,000
42	NATIONAL CAPITAL TERRITORY OF DELHI	North West Delhi	KIRSHNA TIRATH	INC	F	21,146,350	9,146,350	12,000,000	0
43	RAJASTHAN	Bhilwara	C P JOSHI	INC	M	20,376,956	6,644,088	13,732,868	1,400,000
44	ANDHRA PRADESH	Bapatla	PANABAKA LAK-SHMI	INC	F	17,387,066	9,635,386	7,751,680	0
45	ASSAM	Jorhat	BIJOY KRISHNA HANDIQUE	INC	M	15,428,123	2,428,123	13,000,000	0

S No	State	Constituency	Name of minister	Party	Sex	Total Assets	Movable Assets	Immovable Assets	Liabilities
46	TAMIL NADU	Nilgiris	RAJA A	DMK	M	12,991,669	8,393,669	4,598,000	166,862
47	UTTARAKHAND	Hardwar	HARISH RAWAT	INC	M	11,825,335	8,375,335	3,450,000	0
48	TAMIL NADU	Thanjavur	PALANIMAN-ICKAM. S.S	DMK	M	7,523,592	4,778,592	2,745,000	2,841,136
49	MEGHALAYA	Tura	AGATHA K. SANGMA	NCP	F	6,644,295	1,644,295	5,000,000	0
50	ANDHRA PRADESH	Rajampet	ANNAYYAGARI SAI PRATHAP	INC	M	6,228,356	953,356	5,275,000	605,031
51	WEST BENGAL	Uluberia	SULTAN AHMED	AITC	M	6,026,230	3,026,230	3,000,000	3,600,555
52	RAJASTHAN	Tonk-Sawai Madhopur	NAMO NARAYAN	INC	M	6,006,236	3,506,236	2,500,000	0
53	ORISSA	Balasore	Srikanta Kumar Jena	INC	M	4,762,407	1,939,551	2,822,856	862,820
54	TAMIL NADU	Namakkal	Gandhiselvan S.	DMK	M	4,070,482	1,847,082	2,223,400	0
55	WEST BENGAL	Dum Dum	SAUGATA RAY	AITC	M	3,971,408	3,471,408	500,000	0
56	KERALA	Malappuram	E Ahamed	MUL	M	3,887,709	2,987,709	900,000	0
57	UTTAR PRADESH	Jhansi	PRADEEP KU-MAR JAIN	INC	M	3,383,718	1,991,718	1,392,000	0
58	KERALA	Vadakara	Mullappally Ramchandran	INC	M	3,316,300	1,921,300	1,395,000	502,346
59	MAHARASHTRA	Ramtek	WASNIK MUKUL BALKRISHNA	INC	M	3,111,932	800,860	2,311,072	0
60	WEST BENGAL	Mathurapur	CHOUDHURY MOHAN JATUA	AITC	M	2,585,000	270,000	2,315,000	0
61	GUJARAT	Bardoli	TUSHARBHAI AMARSINHBHAI CHAUDHARY	INC	M	2,213,661	1,312,161	901,500	0

S No	State	Constituency	Name of minister	Party	Sex	Total Assets	Movable Assets	Immovable Assets	Liabilities
62	KERALA	Pathanamthitta	Anto Antony	INC	M	1,424,205	962,637	461,568	1,706,713
63	WEST BENGAL	Kanthi	ADHIKARI SISIR KUMAR	AITC	M	1,083,159	133,159	950,000	0
64	WEST BENGAL	Kolkata Dakshin	MAMATA BA-NERJEE	AITC	F	473,194	473,194	0	0

## Full details of pending criminal cases on Ministers

S. No.	Name	State/ Dist	Constituency	Party	Age	Serious IPC Counts	No of Cases in which Accused	No. of Cases in which Convicted	Total
1	SUBODH KANT SAHAY	JHARKHAND	Ranchi	INC	57	0	1	0	1
Cases (Accused)  1. IPC Sections - 143, 188, 353, 283 , Other Details -			IPC Section		Description				
			143		Being member of an unlawful assembly				
			188		Disobedience to order duly promulgated by public servant				
			283		Danger or obstruction in public way or line of navigation				
Cases (Convicted) -----No Cases-----			353		Assault or criminal force to deter public servant from discharge of his duty				
S. No.	Name	State/ Dist	Constituency	Party	Age	Serious IPC Counts	No of Cases in which Accused	No. of Cases in which Convicted	Total
2	WASNIK MUKUL BALKRISHNA	MAHARASHTRA	Ramtek	INC	49	0	1	0	1
Cases (Accused)  1. IPC Sections - U/S147,149,341 , Other Details -			IPC Section		Description				
			147		rioting				
			149		Every member of unlawful assembly guilty of offence committed in prosecution of common object				
Cases (Convicted) -----No Cases-----			341		wrongful restraint				
S. No.	Name	State/ Dist	Constituency	Party	Age	Serious IPC Counts	No of Cases in which Accused	No. of Cases in which Convicted	Total
3	AJAY MAKAN	NATIONAL CAPITAL TERRITORY OF DELHI	New Delhi	INC	45	0	1	0	1
Cases (Accused)  1. IPC Sections - 147, 149, 341 , Other Details -		IPC Section			Description				
		147			rioting				
		149			Every member of unlawful assembly guilty of offence committed in prosecution of common object				

Cases (Convicted) -----No Cases----			341			wrongful restraint			
S. No.	Name	State/ Dist	Constitu-ency	Party	Age	Seri-ous IPC Counts	No of Cases in which Ac-cused	No. of Cases in which Con- victed	Total
4	HARISH RAWAT	UTTARA-KHAND	Hardwar	INC	59	0	1	0	1
Cases (Accused)			IPC Section		Description				
1. IPC Sections - 499,500,120B , Other Details -			120B		Punishment of criminal conspiracy				
			499		Defamation				
Cases (Convicted) -----No Cases----			500		defamation				
S. No.	Name	State/ Dist	Constitu-ency	Party	Age	Seri-ous IPC Counts	No of Cases in which Ac-cused	No. of Cases in which Con- victed	Total
5	ADHIKARI SISIR KUMAR	WEST BENGAL	Kanthi	AITC	69	1	1	0	1
Cases (Accused)			Serious IPC Frequency Table						
1. IPC Sections - 147,148,149,323,379,427 , Other Details - Gr 1138/81			Serious IPC Sections		Number of Times they appear for this candidate				
			379		1				
			Total		1				
			IPC Section		Description				
			147		rioting				
			148		Rioting, armed with deadly weapon				
			149		Every member of unlawful assembly guilty of offence committed in prosecution of common object				
			323		voluntarily causing hurt				
			379		theft				
Cases (Convicted) -----No Cases----			427		Mischief causing damage to the amount of fifty rupees				
S. No.	Name	State/ Dist	Constitu-ency	Party	Age	Seri-ous IPC Counts	No of Cases in which Ac-cused	No. of Cases in which Con- victed	Total
6	GANDHISELVAN.S	TAMIL NADU	Namak-kal	DMK	46	0	1	0	1
Cases (Accused)			IPC Section		Description				
1. IPC Sections - 279,337,338 , Other Details -			279		Rash driving or riding on a public way				
Cases (Convicted) -----No Cases----			337		Causing hurt by act endangering life or personal safety of others				



S. No.	Name	State/ Dist	Constitu-ency	Party	Age	Seri-ous IPC Counts	No of Cases in which Ac-cused	No. of Cases in which Con-victed	Total
7	ARUN SUBHASHCHANDRA YADAV	MADHYA PRADESH	Khandwa	INC	36	0	1	0	1
Cases (Accused)  1. IPC Sections - 147,149,341 , Other Details -			IPC Section		Description				
			147		rioting				
			149		Every member of unlawful assembly guilty of offence committed in prosecution of common object				
Cases (Convicted) -----No Cases----			341		wrongful restraint				
S. No.	Name	State/ Dist	Constitu-ency	Party	Age	Seri-ous IPC Counts	No of Cases in which Ac-cused	No. of Cases in which Con-victed	Total
8	PRATIK PRAKASHBAPU PATIL	MAHARASH-TRA	Sangli	INC	36	0	1	0	1
Cases (Accused)  1. IPC Sections - 341,332 , Other Details -			IPC Section		Description				
			332		Voluntarily causing hurt to deter public servant from his duty				
Cases (Convicted) -----No Cases----			341		wrongful restraint				
S. No.	Name	State/ Dist	Constitu-ency	Party	Age	Seri-ous IPC Counts	No of Cases in which Ac-cused	No. of Cases in which Con-victed	Total
9	PRADEEP KUMAR JAIN	UTTAR PRADESH	Jhansi	INC	46	0	2	0	2
Cases (Accused)  1. IPC Sections - 332, 447, , Other Details - 2/3 LOK SAMPATI CHATI NIRDHARAN ACT 2. IPC Sections - 147, 283, 341 , Other Details - 7 CRIMINAL LAW ACT			IPC Section		Description				
			147		rioting				
			283		Danger or obstruction in public way or line of navigation				
			332		Voluntarily causing hurt to deter public servant from his duty				
			341		wrongful restraint				
Cases (Convicted) -----No Cases----			447		criminal trespass				

# **Re-elected MPs and MPs who re-contested but lost: Asset Comparison**

# CONTENTS

Average asset increase for re contesting MPs - Party Wise .....81

Average asset increase for re-elected MPs - Party wise .....83

Asset comparison for re-contesting MPs.....85

Asset comparison for re-elected MPs.....99

# Re-elected MPs and MPs who re- contested but lost: Asset Comparison

The chapter is based on the asset comparison analysis of following MPs -

1. MPs from Lok Sabha 2004 who re-contested in Lok Sabha 2009.
2. MPs from Lok Sabha 2004 who re-contested in Lok Sabha 2009 and won.

The comparison is based upon the affidavits filed by candidates as part of elections in 2004 and 2009. MPs whose affidavits were not completely available from either 2004 or 2009 elections have been marked with \*. The assets of such MPs have not been considered for calculation purposes.

## Executive Summary

The highlights of the analysis for both re-contesting and re-elected MPs are-

### For re-contesting MPs

- Total re-contesting MPs= 304
- The average assets for these re contesting MPs as declared in 2004= Rs 19,253,442 (Rs 1.9 Cr)
- The average asset for these re contesting MPs as declared in 2009= Rs 48,615,082 (Rs 4.8 Cr)
- Average asset growth for these re contesting MPs = Rs 29,361,640 (Rs 2.9 Cr)
- Percentage growth in assets for these re contesting MPs = 289%

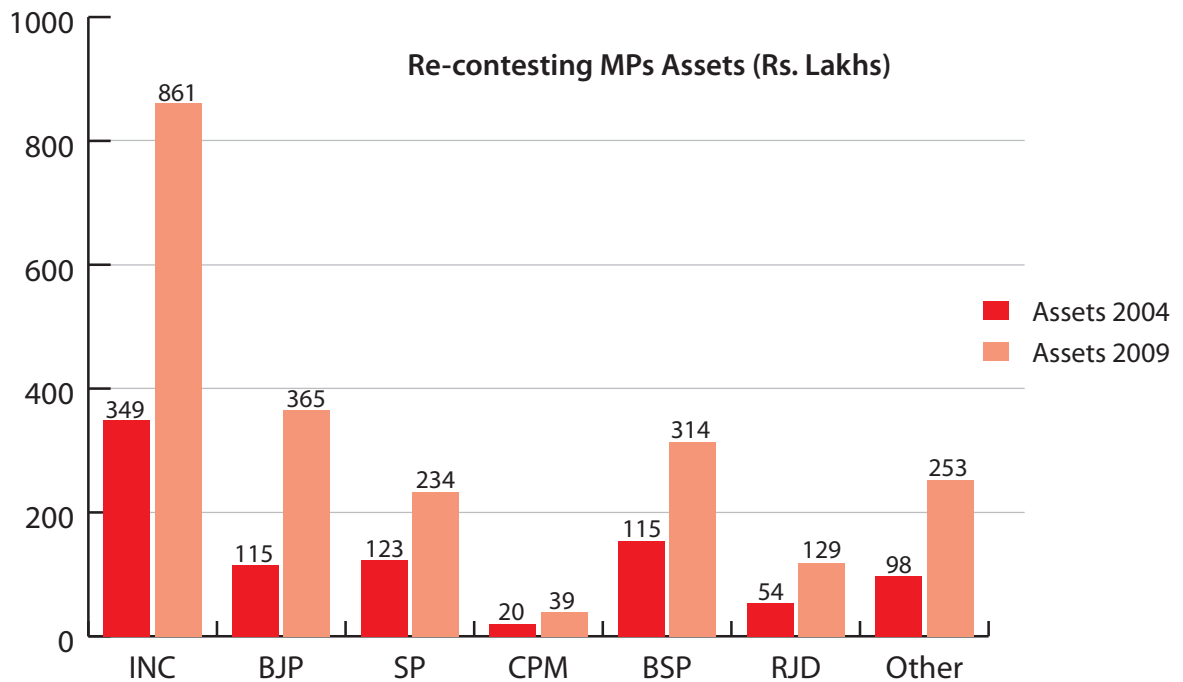
### For re-elected MPs

- Total re-elected MPs= 157
- The average assets for these re-elected MPs as declared in 2004= Rs 22,896,998 (Rs 2.2 Cr)
- The average asset for these re-elected MPs as declared in 2009= Rs 60,893,869 (Rs 6 Cr)
- Average asset growth for these re-elected MPs= Rs 37,996,871 (Rs 3.7 Cr)
- Percentage growth in assets for these re-elected MPs= 288%

# Average asset increase for re contesting MPs - Party Wise

For re-contesting MPs there has been an average increase of 240% for INC MPs and 314% for BJP MPs.

**Figure: Asset comparison for re-contesting MPs of major Parties**



Average asset increase for re-contesting MPs has been shown party-wise in the table given below.

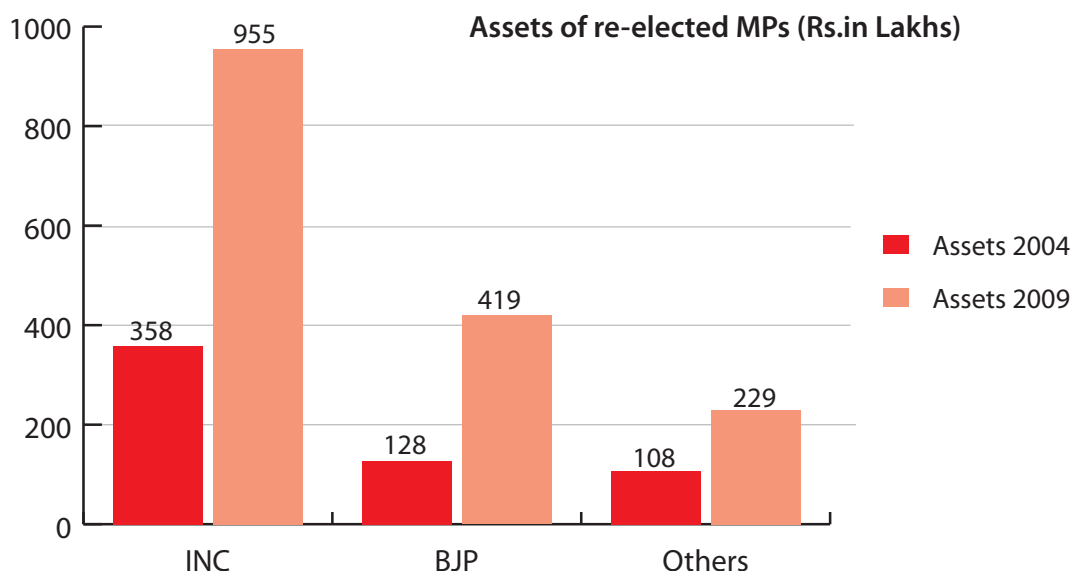
S No	2009 Party	Total number of MPs	Average assets 2004	Average assets 2009	Average asset increase	Average % increase in assets
1	INC	112	34,906,108	86,082,519	51,176,410	240%
2	BJP	68	11,479,391	36,514,025	25,034,634	314%
3	SP	21	12,313,486	23,361,847	11,048,361	340%
4	CPM	18	1,955,012	3,919,301	1,964,289	298%
5	BSP	15	15,470,175	31,410,603	15,940,428	852%
6	RJD	11	5,430,714	11,907,655	6,476,941	142%
7	SHS	7	16,712,188	31,144,625	14,432,437	73%
8	DMK	6	10,282,525	33,061,828	22,779,303	224%
9	IND	4	34,537,642	101,162,468	66,624,826	132%
10	NCP	4	14,970,938	33,248,354	18,277,416	113%
11	BJD	4	6,482,730	15,278,343	8,795,614	117%
12	SAD	4	13,767,840	22,556,902	8,789,063	77%
13	PMK	4	2,785,097	11,121,642	8,336,545	273%
14	JMM	4	1,972,005	8,329,126	6,357,121	537%
15	CPI	4	2,469,305	3,787,186	1,317,881	132%
16	TRS	2	9,305,287	36,723,165	27,417,878	285%
17	JD(S)	2	6,190,837	18,413,267	12,222,430	896%
18	LJP	2	6,095,732	14,371,383	8,275,652	190%

S No	2009 Party	Total number of MPs	Average assets 2004	Average assets 2009	Average asset increase	Average % increase in assets
19	JD(U)	2	5,021,651	8,222,170	3,200,519	56%
20	AGP	2	1,779,594	4,226,783	2,447,189	137%
21	RLD	1	13,423,683	58,232,462	44,808,779	334%
22	KEC	1	11,235,355	35,436,273	24,200,918	215%
23	RPI	1	2,656,172	17,179,813	14,523,641	547%
24	AIMIM	1	3,902,342	9,302,233	5,399,891	138%
25	BPF	1	1,692,686	4,954,903	3,262,217	193%
26	JVM	1	500,000	2,137,675	1,637,675	328%
27	PDA	1	205,000	1,550,089	1,345,089	656%
28	AITC	1	375,489	473,194	97,705	26%
	<b>Grand Total</b>	<b>304</b>	<b>19,253,442</b>	<b>48,615,082</b>	<b>29,361,640</b>	<b>289%</b>

# Average asset increase for re-elected MPs - Party wise

For re-elected MPs there has been an average increase of 340% for INC MPs and 199% for BJP MPs. For other parties please see below.

**Figure: Asset comparison for re-elected MPs of INC & BJP**



S No	2009 Party	Total number of MPs	Average assets 2004	Average assets 2009	Average asset increase	Average % increase in assets
1	INC	73	35,825,794	95,488,597	59,662,803	340%
2	BJP	35	12,831,874	41,945,074	29,113,200	199%
3	DMK	7	9,544,063	30,763,590	21,219,527	225%
4	SP	7	25,848,213	39,941,033	14,092,820	168%
5	CPM	6	1,668,406	5,013,107	3,344,701	655%
6	BJD	5	5,253,184	14,434,875	9,181,691	734%
7	SHS	5	21,305,095	39,585,636	18,280,540	59%
8	BSP	2	1,384,130	6,640,406	5,256,277	381%
9	CPI	2	3,458,438	2,942,374	-516,065	-16%
10	RJD	2	6,769,381	18,935,966	12,166,585	146%
11	SAD	2	12,308,626	16,491,356	4,182,730	63%
12	AIMIM	1	3,902,342	9,302,233	5,399,891	138%
13	AITC	1	375,489	473,194	97,705	26%
14	BPF	1	1,692,686	4,954,903	3,262,217	193%
15	IND	1	8,842,586	11,552,012	2,709,426	31%
16	JD(S)	1	11,439,574	19,672,157	8,232,583	72%
17	JD(U)	1	6,746,462	11,996,586	5,250,124	78%
18	JMM	1	3,802,022	8,229,419	4,427,397	116%
19	JVM	1	500,000	2,137,675	1,637,675	328%

S No	2009 Party	Total number of MPs	Average assets 2004	Average assets 2009	Average asset increase	Average % increase in assets
20	NCP	1	32,717,582	87,238,434	54,520,852	167%
21	RLD	1	13,423,683	58,232,462	44,808,779	334%
22	TRS	1	8,598,858	22,669,420	14,070,562	164%
	<b>Grand Total</b>	<b>157</b>	<b>22,896,998</b>	<b>60,893,869</b>	<b>37,996,871</b>	<b>288%</b>

For individual asset comparison please see the tables given in next page.



# Asset comparison for re-contesting MPs

The following table gives the list for re-contesting MPs for Lok Sabha 2009.

S No	Name	2009 Party	State	Assets in 2004	Assets in 2009	Increase	% In-crease	Comments
1	NAVEEN JINDAL	INC	HARYANA	121,295,000	1,310,730,000	1,189,435,000	981%	
2	LAGADAPATI RAJA GOPAL*	INC	ANDHRA PRADESH	96,091,980	1,222,964,909	1,126,872,929	1173%	Bad scan 2004 affidavit
3	BALASHOWRY VALLABHANENI	INC	ANDHRA PRADESH	103,238,914	1,219,428,113	1,116,189,199	1081%	
4	MONI KUMAR SUBBA	INC	ASSAM	186,328,386	578,758,296	392,429,910	211%	
5	UDAY SINGH	BJP	BIHAR	30,654,143	419,030,669	388,376,526	1267%	
6	MEKAPATI RA-JAMOHAN REDDY	INC	ANDHRA PRADESH	55,243,669	363,462,696	308,219,027	558%	
7	VINOD KHANNA	BJP	PUNJAB	81,081,889	351,755,273	270,673,384	334%	
8	RENUKA CHOWDHURY	INC	ANDHRA PRADESH	142,101,162	381,527,459	239,426,297	168%	
9	HARISH NAGPAL	IND	UTTAR PRADESH	67,234,623	261,250,266	194,015,643	289%	
10	DAGGUBATI PURANDARESWARI	INC	ANDHRA PRADESH	34,524,378	202,639,261	168,114,883	487%	
11	KAPIL SIBAL	INC	NCT DELHI	158,850,000	303,443,791	144,593,791	91%	
12	DESHMUKH SUBHASH SURESHCHANDRA	BJP	MAHARASHTRA	36,747,006	176,694,737	139,947,731	381%	
13	RANA GURJEET SINGH	INC	PUNJAB	205,828,008	340,927,000	135,098,992	66%	
14	JYOTIRADITYA MADHAVRAO SCINDIA	INC	MADHYA PRADESH	28,087,039	149,094,212	121,007,173	431%	
15	ANGADI SURESH CHANABASAPPA	BJP	KARNATAKA	47,466,698	164,344,263	116,877,565	246%	
16	MANEKA GANDHI	BJP	UTTAR PRADESH	66,693,705	176,010,979	109,317,274	164%	
17	SALEEM IQBAL SHERVANI	INC	UTTAR PRADESH	96,980,000	203,141,000	106,161,000	109%	
18	RAYAPATI SAMBASIVA RAO	INC	ANDHRA PRADESH	48,198,297	147,143,582	98,945,285	205%	
19	AARON RASHID.J.M	INC	TAMIL NADU	153,505,148	248,974,573	95,469,425	62%	
20	CHIDAMBARAM P.	INC	TAMIL NADU	179,861,585	273,908,542	94,046,957	52%	
21	G.M. SIDDESWARA	BJP	KARNATAKA	50,282,989	140,248,867	89,965,878	179%	
22	KAMALNATH	INC	MADHYA PRADESH	51,839,379	141,770,037	89,930,658	173%	
23	KALMADI SURESH	INC	MAHARASHTRA	39,400,875	128,165,624	88,764,749	225%	

S No	Name	2009 Party	State	Assets in 2004	Assets in 2009	Increase	% In-crease	Comments
24	SONTOSH MOHAN DEV	INC	ASSAM	12,356,601	101,108,377	88,751,776	718%	
25	RAJ BABBAR	INC	UTTAR PRADESH	22,326,400	109,563,378	87,236,978	391%	
26	MILIND MURLI DEORA	INC	MAHARASHTRA	88,714,665	175,373,142	86,658,477	98%	
27	BADIGA RA-MAKRISHNA	INC	ANDHRA PRADESH	138,815,000	225,047,000	86,232,000	62%	
28	KU. DEVENDRA SINGH YADAV	BSP	UTTAR PRADESH	123,563,829	209,713,306	86,149,477	70%	
29	NAVJOT SINGH SIDHU	BJP	PUNJAB	64,211,374	143,635,662	79,424,288	124%	
30	ADHALARAO PATIL SHIVAJIRAO	SHS	MAHARASHTRA	52,228,181	127,113,134	74,884,953	143%	
31	SREENIVASULU REDDY MAGUNTA	INC	ANDHRA PRADESH	26,523,211	100,850,672	74,327,461	280%	
32	MEIRA KUMAR	INC	BIHAR	28,956,230	101,565,500	72,609,270	251%	
33	DEDKAR MOHANBHAI SANJIBHAI	INC	DADRA & NAGAR HAVELI	28,619,160	94,775,558	66,156,398	231%	
34	GEORGE FERNANDES	IND	BIHAR	33,987,410	95,439,798	61,452,388	181%	
35	DUSHYANT SINGH	BJP	RAJASTHAN	7,082,067	64,110,900	57,028,833	805%	
36	MALLIPUDI MANGAPATI PALLAM RAJU	INC	ANDHRA PRADESH	10,002,205	65,589,882	55,587,677	556%	
37	PAWAR SHARADCHANDRA GOVINDRAO	NCP	MAHARASHTRA	32,717,582	87,238,434	54,520,852	167%	
38	ATIQUE AHAMAD*	AD	UTTAR PRADESH	33,704,071	87,293,000	53,588,929	159%	Movable assets page missing from 2009 affidavit
39	THANGKABALU K. V.	INC	TAMIL NADU	55,430,788	108,715,814	53,285,026	96%	
40	MANI SHANKAR AIYAR	INC	TAMIL NADU	19,391,699	72,014,689	52,622,990	271%	
41	BIKRAM KESHARI DEO	BJP	ORISSA	3,237,000	52,792,000	49,555,000	1531%	
42	BAALU T. R.	DMK	TAMIL NADU	27,444,755	76,971,478	49,526,723	180%	
43	VENUGOPAL.D	DMK	TAMIL NADU	7,685,000	57,010,000	49,325,000	642%	
44	P. JAYA PRADA NAHATA	SP	UTTAR PRADESH	84,275,000	131,490,118	47,215,118	56%	

S No	Name	2009 Party	State	Assets in 2004	Assets in 2009	Increase	% In-crease	Comments
45	K.H. MUNIYAPPA	INC	KARNATAKA	6,187,039	51,921,402	45,734,363	739%	
46	AJIT SINGH	RLD	UTTAR PRADESH	13,423,683	58,232,462	44,808,779	334%	
47	SACHIN PILOT	INC	RAJASTHAN	2,519,000	46,489,558	43,970,558	1746%	
48	JAIPAL REDDY SUDINI	INC	ANDHRA PRADESH	13,351,507	56,150,333	42,798,826	321%	
49	B.VINOD KUMAR	TRS	ANDHRA PRADESH	10,011,716	50,776,909	40,765,193	407%	
50	AFAJAL ANSARI	BSP	UTTAR PRADESH	5,085,455	45,844,836	40,759,381	801%	
51	GAVIT MANIKRAO HODLYA*	INC	MAHARASHTRA	1,014,065	41,064,753	40,050,688	3950%	Bad scan 2004 affidavit
52	AKSHAY PRATAP SINGH (GOPAL JI)	SP	UTTAR PRADESH	2,169,847	42,118,096	39,948,249	1841%	
53	SELJA	INC	HARYANA	8,076,087	46,711,386	38,635,299	478%	
54	KOTLA JAYA SURYA PRAKASH REDDY	INC	ANDHRA PRADESH	15,941,801	53,719,195	37,777,394	237%	
55	BHARTRUHARI MAHTAB	BJD	ORISSA	17,843,407	51,073,861	33,230,454	186%	
56	KAILASH NATH SINGH YADAV	BSP	UTTAR PRADESH	5,843,089	36,904,540	31,061,451	532%	
57	AVTAR SINGH BHADANA	INC	HARYANA	9,763,648	40,573,585	30,809,937	316%	
58	KAMAT GURUDAS	INC	MAHARASHTRA	33,894,725	63,926,963	30,032,238	89%	
59	SOLANKI BHARATSIH MADHAVSIH	INC	GUJARAT	996,308	30,918,994	29,922,686	3003%	
60	AKHILES PRASAD SINGH	RJD	BIHAR	3,669,358	33,464,000	29,794,642	812%	
61	PANKAJ CHAUDHARY	BJP	UTTAR PRADESH	14,174,401	43,754,559	29,580,158	209%	
62	SHYAMA CHARAN GUPT*	SP	UTTAR PRADESH	108,569,913	135,600,000	27,030,087	25%	Movable assets page missing from 2009 affidavit
63	RASHEED MASOOD	SP	UTTAR PRADESH	26,175,490	52,723,138	26,547,648	101%	
64	LAKSHMAN SINGH	BJP	MADHYA PRADESH	49,014,314	75,196,188	26,181,874	53%	
65	AKHILESH YADAV	SP	UTTAR PRADESH	23,142,705	48,582,202	25,439,497	110%	
66	ELANGO VAN E. V. K. S.	INC	TAMIL NADU	4,131,000	29,067,279	24,936,279	604%	
67	K. FRANCIS GEORGE	KEC	KERALA	11,235,355	35,436,273	24,200,918	215%	
68	JIVABHAI AMBALAL PATEL	INC	GUJARAT	34,602,412	57,797,000	23,194,588	67%	Bad scan 2009 affidavit

S No	Name	2009 Party	State	Assets in 2004	Assets in 2009	Increase	% In-crease	Comments
69	LALU PRASAD	RJD	BIHAR	8,669,342	31,702,693	23,033,351	266%	
70	DAYANIDHI MARAN	DMK	TAMIL NADU	14,040,963	36,669,231	22,628,268	161%	
71	L. K. ADVANI	BJP	GUJARAT	13,042,443	35,543,172	22,500,729	173%	
72	S. P. Y. REDDY	INC	ANDHRA PRADESH	70,386,900	92,871,000	22,484,100	32%	
73	AMBAREESH M. H.	INC	KARNATAKA	7,394,819	29,735,720	22,340,901	302%	
74	MANE NIVEDITA SAMBHAJIRAO	NCP	MAHARASHTRA	7,913,845	30,170,798	22,256,953	281%	
75	K. C. SINGH BABA*	INC	UTTARAKHAND	22,319,954	43,987,049	21,667,095	97%	Bad scan 2004 affidavit
76	DR.MANDA JAGANNATH	INC	ANDHRA PRADESH	6,597,504	28,126,000	21,528,496	326%	
77	PAWAN KUMAR BANSAL	INC	CHANDIGARH	17,550,052	38,729,400	21,179,348	121%	
78	SURENDRA PRAKASH GOYAL	INC	UTTAR PRADESH	6,164,616	27,055,550	20,890,934	339%	
79	SHINGADA DAMODAR BARKU	INC	MAHARASHTRA	8,657,109	28,928,513	20,271,404	234%	
80	BIREN SINGH ENGTI	INC	ASSAM	5,389,194	25,297,069	19,907,875	369%	
81	RAHUL GANDHI	INC	UTTAR PRADESH	4,527,880	23,274,706	18,746,826	414%	
82	SANGEETA KUMARI SINGH DEO	BJP	ORISSA	27,015,052	45,688,804	18,673,752	69%	
83	SANDEEP DIKSHIT	INC	NCT DELHI	4,764,901	22,746,428	17,981,527	377%	
84	DR. H.T. SANGLIANA	INC	KARNATAKA	7,666,050	25,466,411	17,800,361	232%	
85	BRIJ BHUSHAN SHARAN SINGH	SP	UTTAR PRADESH	35,810,577	53,537,885	17,727,308	50%	
86	DINSHA PATEL	INC	GUJARAT	5,727,475	23,065,019	17,337,544	303%	
87	C. H. VIJAYASHANKAR	BJP	KARNATAKA	263,999	17,493,189	17,229,190	6526%	
88	SUKHDEV SINGH DHINDSA	SAD	PUNJAB	13,984,341	31,100,235	17,115,894	122%	
89	VIJAYENDRAPAL SINGH	BJP	RAJASTHAN	24,354,054	41,396,874	17,042,820	70%	
90	KANTILAL BHURIA	INC	MADHYA PRADESH	13,991,825	30,557,089	16,565,264	118%	
91	M. ANJAN KUMAR YADAV	INC	ANDHRA PRADESH	4,250,700	20,620,697	16,369,997	385%	
92	M. SHIVANNA	JD(S)	KARNATAKA	942,100	17,154,377	16,212,277	1721%	
93	BENI PRASAD VERMA	INC	UTTAR PRADESH	4,112,560	19,913,574	15,801,014	384%	
94	KUNNUR MANJU-NATH CHANNAPPA	INC	KARNATAKA	12,862,400	28,558,354	15,695,954	122%	

S No	Name	2009 Party	State	Assets in 2004	Assets in 2009	Increase	% In-crease	Comments
95	KAMLA PRASAD*	BSP	UTTAR PRADESH	4,482,000	20,087,099	15,605,099	348%	Unclear hand writing in 2004 affidavit
96	SUBODH KANT SAHAY	INC	JHARKHAND	12,291,253	27,854,918	15,563,665	127%	
97	KUNWAR JITIN PRASAD	INC	UTTAR PRADESH	17,113,691	32,656,975	15,543,284	91%	
98	KRISHNA TIRATH	INC	NCT DELHI	6,415,254	21,146,350	14,731,096	230%	
99	DANVE RAOSAHEB DADARAO PATIL	BJP	MAHARASHTRA	9,681,004	24,271,518	14,590,514	151%	
100	ATHAWALE RAMDAS BANDU	RPI	MAHARASHTRA	2,656,172	17,179,813	14,523,641	547%	
101	SUKDEO PASWAN*	IND	BIHAR	5,934,736	20,216,435	14,281,699	241%	Bad scan 2009 affidavit
102	KOLI PATEL SOMABHAI GANDABHAI	INC	GUJARAT	4,404,130	18,635,718	14,231,588	323%	
103	RAMSINGH KASWAN	BJP	RAJASTHAN	13,198,438	27,403,097	14,204,659	108%	
104	BIJOY KRISHNA HANDIQUE	INC	ASSAM	1,356,192	15,428,123	14,071,931	1038%	
105	K. CHAN-DRASEKHAR RAO	TRS	ANDHRA PRADESH	8,598,858	22,669,420	14,070,562	164%	
106	MOORTHY A.K.	PMK	TAMIL NADU	3,696,741	17,642,595	13,945,854	377%	
107	JASWANT SINGH BISHNOI	BJP	RAJASTHAN	6,992,729	20,380,026	13,387,297	191%	
108	ARVIND KUMAR SHARMA	INC	HARYANA	5,736,332	19,071,256	13,334,924	232%	
109	RAM JI LAL SUMAN	SP	UTTAR PRADESH	4,235,985	17,516,869	13,280,884	314%	
110	INDERJIT SINGH	INC	HARYANA	54,205,874	67,383,257	13,177,383	24%	
111	ASHOK KUMAR PRADHAN	BJP	UTTAR PRADESH	12,139,733	25,263,357	13,123,624	108%	
112	RAM CHANDRA PASWAN	LJP	BIHAR	3,859,030	16,903,975	13,044,945	338%	
113	TAPIR GAO	BJP	ARUNACHAL PRADESH	5,516,640	18,520,000	13,003,360	236%	
114	MOHD. MUQUEEM	BSP	UTTAR PRADESH	4,302,000	17,150,000	12,848,000	299%	
115	RAMESH BAIS*	BJP	CHHATTISGARH	9,691,184	22,476,391	12,785,207	132%	Bad scan 2004 affidavit
116	PRO. S.P SINGH BAGHEL	BSP	UTTAR PRADESH	5,623,000	18,281,086	12,658,086	225%	
117	P. KARUNAKARAN	CPM	KERALA	5,190,249	17,823,645	12,633,396	243%	

S No	Name	2009 Party	State	Assets in 2004	Assets in 2009	Increase	% In-crease	Comments
118	KIRTI VARDHAN SINGH ALIAS RAJA BHAIYA	BSP	UTTAR PRADESH	8,600,704	20,957,984	12,357,280	144%	
119	PANABAKA LAKSHMI	INC	ANDHRA PRADESH	5,394,726	17,387,066	11,992,340	222%	
120	SUGAVANAM. E.G.*	DMK	TAMIL NADU	5,113,291	16,974,157	11,860,866	232%	Bad scan 2004 affidavit
121	PRANAB MUKHERJEE	INC	WEST BENGAL	15,204,925	26,920,479	11,715,554	77%	
122	CHANDRAPRATAP SINGH	SP	MADHYA PRADESH	795,619	12,464,922	11,669,303	1467%	
123	SHRIPRAKASH JAISWAL	INC	UTTAR PRADESH	19,127,260	30,767,980	11,640,720	61%	
124	GAWALI (PATIL) KU. BHAVANA PUNDLIKRAO	SHS	MAHARASHTRA	18,808,750	30,399,471	11,590,721	62%	
125	GADAKH TUKARAM GANGADHAR	BSP	MAHARASHTRA	23,446,680	34,951,273	11,504,593	49%	
126	GADDIGOUDAR PARVATAGOUDA CHANDANAGOUDA	BJP	KARNATAKA	5,375,000	16,762,000	11,387,000	212%	
127	JUAL ORAM	BJP	ORISSA	5,746,675	17,011,470	11,264,795	196%	
128	PARASNATH YADAVA	SP	UTTAR PRADESH	2,941,300	13,874,968	10,933,668	372%	
129	ARJUN CHARAN SETHI*	BJD	ORISSA	335,000	11,061,000	10,726,000	3202%	Assets page missing from 2004 affidavit
130	MOHD. TAHIR	BSP	UTTAR PRADESH	116,697	10,779,346	10,662,649	9137%	
131	AHIR VIKRAMBHAI ARJANBHAI MADAM	INC	GUJARAT	4,982,028	15,590,109	10,608,081	213%	
132	ADHIR RANJAN CHOWDHURY	INC	WEST BENGAL	19,395,174	29,943,557	10,548,383	54%	
133	PRENEET KAUR	INC	PUNJAB	412,867,297	423,043,438	10,176,141	2%	
134	SURESH PRABHAKAR PRABHU	SHS	MAHARASHTRA	4,520,169	14,650,806	10,130,637	224%	
135	SUBHASH MEHARIA	BJP	RAJASTHAN	13,267,020	23,383,778	10,116,758	76%	
136	DHANARAJU. K	PMK	TAMIL NADU	2,453,860	12,531,134	10,077,274	411%	
137	RAMAKANT YADAV	BJP	UTTAR PRADESH	17,358,777	27,294,000	9,935,223	57%	
138	AJAY MAKAN	INC	NCT DELHI	30,234,158	40,148,040	9,913,882	33%	
139	D. V. SADANANDA GOWDA	BJP	KARNATAKA	4,635,359	14,375,959	9,740,600	210%	

S No	Name	2009 Party	State	Assets in 2004	Assets in 2009	Increase	% Increase	Comments
140	SONIA GANDHI*	INC	UTTAR PRADESH	4,109,300	13,794,768	9,685,468	236%	Bad Scan 2004 affidavit
141	CHARANJIT SINGH ATWAL	SAD	PUNJAB	16,469,765	26,144,663	9,674,898	59%	
142	NARANBHAI RATHWA	INC	GUJARAT	2,793,000	12,412,727	9,619,727	344%	
143	WAGMARE SURESH GANAPAT	BJP	MAHARASHTRA	441,000	9,965,000	9,524,000	2160%	
144	USHA VERMA	SP	UTTAR PRADESH	976,000	10,111,699	9,135,699	936%	
145	ANANTHA VENKATA RAMI REDDY	INC	ANDHRA PRADESH	3,890,000	13,015,000	9,125,000	235%	
146	SARVEY SATHYANARAYANA	INC	ANDHRA PRADESH	1,110,000	10,112,521	9,002,521	811%	
147	HEMLAL MURMU	JMM	JHARKHAND	1,680,400	10,680,606	9,000,206	536%	
148	VELU R.	PMK	TAMIL NADU	4,569,785	13,437,838	8,868,053	194%	
149	ANIRUDH PRASAD ALIAS SADHU YADAV	INC	BIHAR	5,234,219	14,061,813	8,827,594	169%	
150	VAGHELA SHANKERSINH LAXMANSINH	INC	GUJARAT	6,014,174	14,445,010	8,430,836	140%	
151	DHIRENDRA AGARWAL	IND	JHARKHAND	28,085,948	36,407,794	8,321,846	30%	
152	CHANDRA BHUSHAN SINGH (MUNNOO BABU)	SP	UTTAR PRADESH	9,260,000	17,551,589	8,291,589	90%	
153	H. D. DEVEGOWDA	JD(S)	KARNATAKA	11,439,574	19,672,157	8,232,583	72%	
154	BALIRAM KASHYAP	BJP	CHHATTISGARH	1,865,382	9,948,590	8,083,208	433%	
155	KISHAN SINGH SANGWAN	BJP	HARYANA	7,761,938	15,765,452	8,003,514	103%	
156	TEK LAL MAHTO	JMM	JHARKHAND	625,000	8,550,119	7,925,119	1268%	
157	CHANDRAPAL SINGH YADAV*	SP	UTTAR PRADESH	4,219,630	12,091,752	7,872,122	187%	Bad Scan 2004 affidavit
158	RAGHURAJ SINGH SHAKYA	SP	UTTAR PRADESH	1,595,559	9,434,570	7,839,011	491%	
159	PARAMJIT KAUR GULSHAN	SAD	PUNJAB	6,387,661	14,208,609	7,820,948	122%	
160	RATHOD HARISING NASARU	INC	MAHARASHTRA	3,801,000	11,512,482	7,711,482	203%	
161	DHANI RAM SHANDIL	INC	HIMACHAL PRADESH	9,272,958	16,885,300	7,612,342	82%	
162	BARAD JASUBHAI DHANABHAI	INC	GUJARAT	18,457,408	25,678,358	7,220,950	39%	
163	RAJA A.	DMK	TAMIL NADU	5,816,434	12,991,669	7,175,235	123%	



S No	Name	2009 Party	State	Assets in 2004	Assets in 2009	Increase	% In-crease	Comments
164	DHOTRE SANJAY SHAMRAO	BJP	MAHARASHTRA	12,289,645	19,335,144	7,045,499	57%	
165	CHANDRA SEKHAR SAHU	INC	ORISSA	1,417,000	8,220,532	6,803,532	480%	
166	FAGGAN SINGH KULASTE	BJP	MADHYA PRADESH	3,091,035	9,853,370	6,762,335	219%	
167	RAJEN GOHAIN	BJP	ASSAM	3,659,245	10,290,891	6,631,646	181%	
168	ANANTH KUMAR	BJP	KARNATAKA	5,747,974	12,206,366	6,458,392	112%	
169	JIGAJINAGI RAMESH CHANDAPPA	BJP	KARNATAKA	5,480,600	11,753,725	6,273,125	114%	
170	SOHAN POTAI	BJP	CHHATTISGARH	2,114,406	8,261,296	6,146,890	291%	
171	DR. SHAFIQUURRAHMAN BARQ	BSP	UTTAR PRADESH	1,349,151	7,059,763	5,710,612	423%	
172	RAGHUNATH JHA	RJD	BIHAR	11,267,189	16,964,767	5,697,578	51%	
173	MADAN LAL SHARMA	INC	JAMMU & KASHMIR	6,217,000	11,882,734	5,665,734	91%	
174	HANNAN MOLLAH	CPM	WEST BENGAL	621,879	6,208,199	5,586,320	898%	
175	AHIR HANSRAJ GANGARAM	BJP	MAHARASHTRA	2,653,960	8,084,050	5,430,090	205%	
176	ASADUDDIN OWAISI	AIM IM	ANDHRA PRADESH	3,902,342	9,302,233	5,399,891	138%	
177	SHRIPAD YESSO NAIK	BJP	GOA	4,537,329	9,897,462	5,360,133	118%	
178	VILAS MUTTEMWAR	INC	MAHARASHTRA	10,020,539	15,302,294	5,281,755	53%	
179	RAJIV RANJAN SINGH ALIAS LALAN SINGH	JD (U)	BIHAR	6,746,462	11,996,586	5,250,124	78%	
180	CHANDRABHAN BHAIYA*	INC	MADHYA PRADESH	10,343,289	15,571,335	5,228,046	51%	Immovable assets page missing from 2009 affidavit
181	ANANTHKUMAR HEGDE	BJP	KARNATAKA	1,206,000	6,427,192	5,221,192	433%	
182	HARISCHANDRA DEVRAM CHAVAN	BJP	MAHARASHTRA	3,312,291	8,515,581	5,203,290	157%	
183	NAND KUMAR SINGH CHAUHAN ( NANDU BHAIYA)	BJP	MADHYA PRADESH	4,510,192	9,556,053	5,045,861	112%	
184	DAROGA PRASAD SAROJ	SP	UTTAR PRADESH	614,485	5,573,553	4,959,068	807%	
185	KARUNA SHUKLA*	BJP	CHHATTISGARH	2,289,000	7,200,288	4,911,288	215%	Bad Scan 2004 affidavit
186	KAVURU SAMBA SIVA RAO	INC	ANDHRA PRADESH	117,898,221	122,733,111	4,834,890	4%	



S No	Name	2009 Party	State	Assets in 2004	Assets in 2009	Increase	% In-crease	Comments
187	GANESH SINGH	BJP	MADHYA PRADESH	2,548,143	7,372,032	4,823,889	189%	
188	CHANDRAKANT KHAIRE	SHS	MAHARASHTRA	9,333,773	14,151,539	4,817,766	52%	
189	ASHOK KUMAR RAWAT	BSP	UTTAR PRADESH	1,419,108	6,221,049	4,801,941	338%	
190	ASHOK CHHAVIRAM ARGAL	BJP	MADHYA PRADESH	3,220,504	7,953,043	4,732,539	147%	
191	MANVENDRA SINGH	BJP	RAJASTHAN	5,106,839	9,810,062	4,703,223	92%	
192	BHUBNESHWAR PRASAD MEHTA	CPI	JHARKHAND	970,342	5,539,578	4,569,236	471%	
193	SITARAM YADAV	RJD	BIHAR	4,938,446	9,440,339	4,501,893	91%	
194	CHANDRA SHEKHAR DUBEY	INC	JHARKHAND	10,250,582	14,681,276	4,430,694	43%	
195	SHIBU SOREN	JMM	JHARKHAND	3,802,022	8,229,419	4,427,397	116%	
196	KIRAN MAHESH-WARI*	BJP	RAJASTHAN	4,092,114	8,500,435	4,408,321	108%	Bad scan 2004 affidavit
197	MADHUSUDAN MISTRY	INC	GUJARAT	1,908,568	6,306,522	4,397,954	230%	
198	SANTOSH GANGWAR	BJP	UTTAR PRADESH	7,043,416	11,433,609	4,390,193	62%	
199	MAHENDRA PRASAD NISHAD	BSP	UTTAR PRADESH	1,082,468	5,164,728	4,082,260	377%	
200	SUDAM MARNDI	JMM	ORISSA	1,780,596	5,856,359	4,075,763	229%	
201	VIJAYAN A. K. S.	DMK	TAMIL NADU	3,191,000	7,205,000	4,014,000	126%	
202	PALANIMANICKAM. S. S.	DMK	TAMIL NADU	3,516,998	7,523,592	4,006,594	114%	
203	LAL MANI PRASAD	BSP	UTTAR PRADESH	1,071,480	5,051,684	3,980,204	371%	
204	GIRIDHARI YADAV	INC	BIHAR	2,941,000	6,837,392	3,896,392	132%	
205	CHITTHAN N. S. V.	INC	TAMIL NADU	13,247,227	17,035,764	3,788,537	29%	
206	CHANDER KUMAR	INC	HIMACHAL PRADESH	7,304,760	11,071,942	3,767,182	52%	
207	RABINDRA KU. RANA	RJD	BIHAR	6,231,271	9,912,366	3,681,095	59%	
208	YERRANNAIDU KINJARAPU*	TDP	ANDHRA PRADESH	2,916,831	6,521,697	3,604,866	124%	Movable assets page missing from 2004 affidavit
209	HARIKEVAL PRASAD	SP	UTTAR PRADESH	3,037,000	6,619,949	3,582,949	118%	
210	RAM VILAS PASWAN	LJP	BIHAR	8,332,433	11,838,791	3,506,358	42%	
211	NIKHIL KUMAR CHOUDHARY	BJP	BIHAR	4,535,938	8,018,754	3,482,816	77%	

S No	Name	2009 Party	State	Assets in 2004	Assets in 2009	Increase	% In-crease	Comments
212	SHRICHAND KRIPLANI	BJP	RAJASTHAN	2,448,889	5,901,396	3,452,507	141%	
213	MAHAVEER BHAGORA	BJP	RAJASTHAN	3,526,777	6,934,001	3,407,224	97%	
214	SUMITRA MAHAJAN	BJP	MADHYA PRADESH	4,422,500	7,762,806	3,340,306	76%	
215	HARIN PATHAK	BJP	GUJARAT	10,185,931	13,474,484	3,288,553	32%	
216	BRAJA KISHORE TRIPATHY	BJP	ORISSA	4,197,384	7,475,864	3,278,480	78%	
217	SANSUMA KHUNGGUR BWISWMUTHIARY	BPF	ASSAM	1,692,686	4,954,903	3,262,217	193%	
218	KAILASH JOSHI	BJP	MADHYA PRADESH	2,695,080	5,885,927	3,190,847	118%	
219	RAMESHWAR ORAON	INC	JHARKHAND	9,238,423	12,416,933	3,178,510	34%	
220	RANA RAJENDRAS-INH GHANASHY-AMSINH (RAJUBHAI RANA)	BJP	GUJARAT	2,390,614	5,508,711	3,118,097	130%	
221	ANANT GEETE	SHS	MAHARASHTRA	5,518,754	8,555,617	3,036,863	55%	
222	RAJARAM PAL	INC	UTTAR PRADESH	1,471,113	4,400,000	2,928,887	199%	
223	RAKESH SINGH	BJP	MADHYA PRADESH	6,327,291	9,231,699	2,904,408	46%	
224	SARBANANDA SONOWAL	AGP	ASSAM	2,038,160	4,846,140	2,807,980	138%	
225	KUNWAR SARVRAJ SINGH	BSP	UTTAR PRADESH	14,281,673	17,078,923	2,797,250	20%	
226	SHAILENDRA KUMAR	SP	UTTAR PRADESH	9,337,874	12,128,999	2,791,125	30%	
227	JYOTIRMOYEE SIKDAR	CPM	WEST BENGAL	7,545,592	10,294,653	2,749,061	36%	
228	TATHAGATA SATAPATHY	BJD	ORISSA	2,775,930	5,515,930	2,740,000	99%	
229	DAWA NARBULA	INC	WEST BENGAL	7,065,000	9,800,000	2,735,000	39%	
230	MD. ALI ASHRAF FATMI	RJD	BIHAR	2,071,240	4,802,469	2,731,229	132%	
231	MANDLIK SADASHIVRAO DADOBA	IND	MAHARASHTRA	8,842,586	11,552,012	2,709,426	31%	
232	FURKAN ANSARI	INC	JHARKHAND	1,499,897	4,052,000	2,552,103	170%	
233	DR. RAJESH KUMAR MISHRA	INC	UTTAR PRADESH	1,241,800	3,789,522	2,547,722	205%	
234	BAJU BAN RIYAN	CPM	TRIPURA	1,188,586	3,695,981	2,507,395	211%	
235	RAVI PRAKASH VERMA	SP	UTTAR PRADESH	2,916,963	5,389,781	2,472,818	85%	
236	RASA SINGH RAWAT	BJP	RAJASTHAN	1,471,445	3,938,878	2,467,433	168%	
237	PUSP JAIN	BJP	RAJASTHAN	1,654,429	4,089,222	2,434,793	147%	

S No	Name	2009 Party	State	Assets in 2004	Assets in 2009	Increase	% In-crease	Comments
238	MITRASEN	SP	UTTAR PRADESH	5,380,516	7,788,600	2,408,084	45%	
239	MAHAVEER PRASAD	INC	UTTAR PRADESH	8,944,794	11,323,938	2,379,144	27%	
240	THAWAR CHAND GEHLOT	BJP	MADHYA PRADESH	2,016,554	4,387,856	2,371,302	118%	
241	CHANDRAMANI TRIPATHI	BJP	MADHYA PRADESH	1,051,144	3,386,806	2,335,662	222%	
242	G.V. HARSHA KUMAR	INC	ANDHRA PRADESH	4,757,500	7,089,000	2,331,500	49%	
243	DIP GOGOI	INC	ASSAM	342,751	2,539,058	2,196,307	641%	
244	MOHAN JENA	BJD	ORISSA	870,000	3,046,404	2,176,404	250%	
245	DR. ARUN KUMAR SARMAH	AGP	ASSAM	1,521,028	3,607,426	2,086,398	137%	
246	KHAGEN DAS	CPM	TRIPURA	1,423,083	3,492,580	2,069,497	145%	
247	K. SURESH KURUP	CPM	KERALA	1,818,560	3,867,004	2,048,444	113%	
248	BIJENDRA SINGH	INC	UTTAR PRADESH	2,892,600	4,913,000	2,020,400	70%	Bad Scan 2004 affidavit
249	JAI PARKASH	INC	HARYANA	4,568,812	6,558,644	1,989,832	44%	
250	JAI PRAKASH	BSP	UTTAR PRADESH	16,583,667	18,381,208	1,797,541	11%	
251	KHIREN RIJJU*	BJP	ARUNACHAL PRADESH	6,511,344	8,295,139	1,783,795	27%	Bad scan 2004 affidavit
252	PARSURAM MAJHI	BJP	ORISSA	767,000	2,506,600	1,739,600	227%	
253	SURAVARAM SUDHAKAR REDDY	CPI	ANDHRA PRADESH	1,990,000	3,724,417	1,734,417	87%	
254	BABULAL MARANDI	JVM	JHARKHAND	500,000	2,137,675	1,637,675	328%	
255	DEVENDRA PRASAD YADAV	RJD	BIHAR	1,137,321	2,743,902	1,606,581	141%	
256	MAHAMEGHA BAHAN AIRA KHARBELA SWAIN	BJP	ORISSA	1,010,000	2,556,000	1,546,000	153%	
257	CHINTA MOHAN	INC	ANDHRA PRADESH	3,982,900	5,512,900	1,530,000	38%	
258	DR. P. POOKUNHIKOYA	NCP	LAKSHADWEEP	3,945,099	5,435,731	1,490,632	38%	
259	ACHARIA BASUDEB*	CPM	WEST BENGAL	1,765,975	3,249,037	1,483,062	84%	Unclear hand writing in 2004 affidavit
260	DR LAXMINARAYAN PANDEYA	BJP	MADHYA PRADESH	2,650,506	4,107,337	1,456,831	55%	
261	DR. K. S. MANOJ	CPM	KERALA	700,231	2,135,185	1,434,954	205%	
262	MANI CHARENAMEI	PDA	MANIPUR	205,000	1,550,089	1,345,089	656%	
263	SHISH RAM OLA	INC	RAJASTHAN	4,771,614	6,101,621	1,330,007	28%	

S No	Name	2009 Party	State	Assets in 2004	Assets in 2009	Increase	% In-crease	Comments
264	RAGHUBANSH PRASAD SINGH	RJD	BIHAR	4,869,420	6,169,238	1,299,818	27%	
265	MOHAN SINGH	SP	UTTAR PRADESH	2,518,000	3,803,000	1,285,000	51%	
266	KISHANBHAI VESTABHAI PATEL	INC	GUJARAT	294,461	1,520,245	1,225,784	416%	
267	ADITYA NATH	BJP	UTTAR PRADESH	960,672	2,182,212	1,221,540	127%	
268	BHALCHANDRA YADAVA	SP	UTTAR PRADESH	651,000	1,839,980	1,188,980	183%	
269	LALMUNI CHAUBEY	BJP	BIHAR	8,431,336	9,603,000	1,171,664	14%	
270	PRABHUNATH SINGH	JD (U)	BIHAR	3,296,840	4,447,753	1,150,913	35%	
271	BELLARMIN. A. V.	CPM	TAMIL NADU	3,076,650	4,209,424	1,132,774	37%	
272	VIRENDRA KUMAR	BJP	MADHYA PRADESH	1,429,786	2,548,466	1,118,680	78%	
273	NIHALCHAND MEGHWAL*	BJP	RAJASTHAN	2,282,422	3,340,188	1,057,766	46%	Bad scan 2004 affidavit
274	BHANU PRATAP SINGH VERMA	BJP	UTTAR PRADESH	446,550	1,491,809	1,045,259	234%	
275	SUSMITA BAURI	CPM	WEST BENGAL	33,000	1,078,000	1,045,000	3167%	
276	EKNATH M. GAIKWAD	INC	MAHARASHTRA	2,045,861	3,088,408	1,042,547	51%	
277	SWADESH CHAKRABORTTY	CPM	WEST BENGAL	1,545,667	2,574,975	1,029,308	67%	
278	P. RAJENDRAN	CPM	KERALA	2,377,149	3,372,008	994,859	42%	
279	MOHAN P.*	CPM	TAMIL NADU	621,135	1,476,012	854,877	138%	Bad scan 2004 affidavit
280	TUFANI SAROJ	SP	UTTAR PRADESH	4,558,332	5,336,163	777,831	17%	
281	NAMO NARAIN	INC	RAJASTHAN	5,234,897	6,006,236	771,339	15%	
282	BASUDEB BARMAN	CPM	WEST BENGAL	3,410,166	4,146,393	736,227	22%	
283	ANWAR HUSSAIN*	INC	ASSAM	558,151	1,285,167	727,016	130%	Bad scan 2004 affidavit
284	VASAVA MANSUKHBHAI DHANJIBHAI	BJP	GUJARAT	1,718,719	2,441,000	722,281	42%	
285	ANANTA NAYAK	BJP	ORISSA	818,420	1,526,306	707,886	86%	
286	SANTASRI CHATTERJEE	CPM	WEST BENGAL	1,698,395	2,371,252	672,857	40%	
287	P. SATHEEDEVI	CPM	KERALA	1,306,000	1,968,782	662,782	51%	
288	BALESHWAR YADAV	INC	UTTAR PRADESH	6,907,100	7,509,000	601,900	9%	
289	RATTAN SINGH	SAD	PUNJAB	18,229,591	18,774,102	544,511	3%	
290	RAJESH VERMA*	BSP	UTTAR PRADESH	4,850,000	5,393,555	543,555	11%	Unclear hand writing in 2009 affidavit

S No	Name	2009 Party	State	Assets in 2004	Assets in 2009	Increase	% In-crease	Comments
291	DR. THOKCHOM MEINYA	INC	MANIPUR	1,107,278	1,639,200	531,922	48%	
292	PONNUSWAMY E.	PMK	TAMIL NADU	420,000	875,000	455,000	108%	
293	LALIT MOHAN SUKLABAIYA	INC	ASSAM	4,197,600	4,644,051	446,451	11%	
294	CHAUDHARY TUSHARBHAI AMARSINHBHAI	INC	GUJARAT	1,816,190	2,213,661	397,471	22%	
295	DR. SATYANARAYAN JATIYA	BJP	MADHYA PRADESH	2,794,387	3,188,630	394,243	14%	
296	RAM CHANDRA DOME	CPM	WEST BENGAL	409,541	739,396	329,855	81%	
297	BAGUN SUMBRAI	INC	JHARKHAND	4,532,035	4,765,654	233,619	5%	
298	MIDIYAM BABU RAO	CPM	ANDHRA PRADESH	542,000	707,000	165,000	30%	
299	ARCHANA NAYAK	BJP	ORISSA	384,400	545,000	160,600	42%	
300	MAMATA BANERJEE	AITC	WEST BENGAL	375,489	473,194	97,705	26%	
301	MD. TASLIMUDDIN	RJD	BIHAR	5,525,834	5,553,212	27,378	1%	
302	GURUDAS DASGUPTA	CPI	WEST BENGAL	3,668,778	3,654,001	-14,777	0%	
303	RUPCHAND PAL	CPM	WEST BENGAL	893,720	877,500	-16,220	-2%	
304	GIRIDHAR GAMANG	INC	ORISSA	459,812	328,577	-131,235	-29%	
305	PRASANTA PRADHAN	CPM	WEST BENGAL	1,409,752	985,446	-424,306	-30%	
306	MANVENDRA SINGH	INC	UTTAR PRADESH	15,387,530	14,959,430	-428,100	-3%	
307	SITARAM SINGH	RJD	BIHAR	4,624,000	4,130,000	-494,000	-11%	
308	MOHAN RAWALE	SHS	MAHARASHTRA	5,939,668	5,433,390	-506,278	-9%	
309	ALOK KUMAR MEHTA	RJD	BIHAR	6,734,434	6,101,224	-633,210	-9%	
310	RANJEET RANJAN	INC	BIHAR	2,549,000	1,537,688	-1,011,312	-40%	
311	PRABODH PANDA	CPI	WEST BENGAL	3,248,098	2,230,746	-1,017,352	-31%	
312	RUBAB SAYEDA	SP	UTTAR PRADESH	15,353,959	14,312,539	-1,041,420	-7%	
313	PATEL DAHYABHAI VALLABHBHAI	INC	DAMAN & DIU	54,787,351	53,122,703	-1,664,648	-3%	
314	ILIYAS AZMI	BSP	UTTAR PRADESH	19,683,626	17,619,316	-2,064,310	-10%	
315	ADSUL ANANDRAO VITHOBA	SHS	MAHARASHTRA	20,636,019	17,708,418	-2,927,601	-14%	
316	PRASANNA KUMAR PATASANI	BJD	ORISSA	4,441,581	1,477,178	-2,964,403	-67%	
317	ANNAYYAGARI SAI PRATHAP	INC	ANDHRA PRADESH	9,709,190	6,228,356	-3,480,834	-36%	
318	CH. LAL SINGH	INC	JAMMU & KASHMIR	5,412,000	1,762,378	-3,649,622	-67%	
319	KUNWAR REWATI RAMAN SINGH URF MANI JI	SP	UTTAR PRADESH	22,837,000	18,400,164	-4,436,836	-19%	

S No	Name	2009 Party	State	Assets in 2004	Assets in 2009	Increase	% In-crease	Com-ments
320	D. VITTAL RAO	INC	ANDHRA PRADESH	65,075,830	60,009,958	-5,065,872	-8%	
321	SURYAKANTA PATIL	NCP	MAHARASHTRA	15,307,225	10,148,451	-5,158,774	-34%	
322	ARUNA KUMAR VUNDAVALLI	INC	ANDHRA PRADESH	23,430,718	13,073,077	-10,357,641	-44%	
323	PRALHAD JOSHI	BJP	KARNATAKA	26,440,401	15,470,667	-10,969,734	-41%	
324	PATIL PRAKASH-BAPU VASANT-DADA	INC	MAHARASHTRA	45,635,000	22,137,000	-23,498,000	-51%	
325	MADHU GOUD YASKHI	INC	ANDHRA PRADESH	142,718,537	119,108,338	-23,610,199	-17%	
326	NIKHIL KUMAR	INC	BIHAR	74,489,984	49,525,239	-24,964,745	-34%	
327	S. BANGARAPPA	INC	KARNATAKA	33,302,318	6,754,817	-26,547,501	-80%	
328	KISHORE CHANDRA SURYANARAYANA DEO	INC	ANDHRA PRADESH	220,678,000	37,410,000	-183,268,000	-83%	

# Asset comparison for re-elected MPs

The following table gives the list of re-elected MPs in Lok Sabha 2009.

S No	Name	2009 Party	State	Assets in 2004	Assets in 2009	Increase	% In-crease	Com-ments
1	NAVEEN JINDAL	INC	HARYANA	121,295,000	1,310,730,000	1,189,435,000	981%	
2	LAGADAPATI RAJA GOPAL*	INC	ANDHRA PRADESH	96,091,980	1,222,964,909	1,126,872,929	1173%	Bad scan 2004 affidavit
3	UDAY SINGH	BJP	BIHAR	30,654,143	419,030,669	388,376,526	1267%	
4	MEKAPATI RAJAMOHAN REDDY	INC	ANDHRA PRADESH	55,243,669	363,462,696	308,219,027	558%	
5	DAGGUBATI PURANDARESWARI	INC	ANDHRA PRADESH	34,524,378	202,639,261	168,114,883	487%	
6	KAPIL SIBAL	INC	NCT DELHI	158,850,000	303,443,791	144,593,791	91%	
7	JYOTIRADITYA MADHAVRAO SCINDIA	INC	MADHYA PRADESH	28,087,039	149,094,212	121,007,173	431%	
8	ANGADI SURESH CHANABASAPPA	BJP	KARNATAKA	47,466,698	164,344,263	116,877,565	246%	
9	MANEKA GANDHI	BJP	UTTAR PRADESH	66,693,705	176,010,979	109,317,274	164%	
10	RAYAPATI SAMBASIVA RAO	INC	ANDHRA PRADESH	48,198,297	147,143,582	98,945,285	205%	
11	AARON RASHID.J.M	INC	TAMIL NADU	153,505,148	248,974,573	95,469,425	62%	
12	CHIDAMBARAM P.	INC	TAMIL NADU	179,861,585	273,908,542	94,046,957	52%	
13	G.M. SIDDESWARA	BJP	KARNATAKA	50,282,989	140,248,867	89,965,878	179%	
14	KAMALNATH	INC	MADHYA PRADESH	51,839,379	141,770,037	89,930,658	173%	
15	KALMADI SURESH	INC	MAHARASHTRA	39,400,875	128,165,624	88,764,749	225%	
16	MILIND MURLI DEORA	INC	MAHARASHTRA	88,714,665	175,373,142	86,658,477	98%	
17	NAVJOT SINGH SIDHU	BJP	PUNJAB	64,211,374	143,635,662	79,424,288	124%	
18	ADHALARAO PATIL SHIVAJIRAO	SHS	MAHARASHTRA	52,228,181	127,113,134	74,884,953	143%	
19	SREENIVASULU REDDY MAGUNTA	INC	ANDHRA PRADESH	26,523,211	100,850,672	74,327,461	280%	
20	MEIRA KUMAR	INC	BIHAR	28,956,230	101,565,500	72,609,270	251%	
21	DUSHYANT SINGH	BJP	RAJASTHAN	7,082,067	64,110,900	57,028,833	805%	
22	MALLIPUDI MAN-GAPATI PALLAM RAJU	INC	ANDHRA PRADESH	10,002,205	65,589,882	55,587,677	556%	



S No	Name	2009 Party	State	Assets in 2004	Assets in 2009	Increase	% In-crease	Comments
23	PAWAR SHARAD-CHANDRA GOVINDRAO	NCP	MAHARASHTRA	32,717,582	87,238,434	54,520,852	167%	
24	BAALU T. R.	DMK	TAMIL NADU	27,444,755	76,971,478	49,526,723	180%	
25	VENUGOPAL.D	DMK	TAMIL NADU	7,685,000	57,010,000	49,325,000	642%	
26	P. JAYA PRADA NAHATA	SP	UTTAR PRADESH	84,275,000	131,490,118	47,215,118	56%	
27	K.H. MUNIYAPPA	INC	KARNATAKA	6,187,039	51,921,402	45,734,363	739%	
28	AJIT SINGH	RLD	UTTAR PRADESH	13,423,683	58,232,462	44,808,779	334%	
29	SACHIN PILOT	INC	RAJASTHAN	2,519,000	46,489,558	43,970,558	1746%	
30	JAIPAL REDDY SUDINI	INC	ANDHRA PRADESH	13,351,507	56,150,333	42,798,826	321%	
31	GAVIT MANIKRAO HODLYA*	INC	MAHARASHTRA	1,014,065	41,064,753	40,050,688	3950%	Bad scan 2004 affidavit
32	SELJA	INC	HARYANA	8,076,087	46,711,386	38,635,299	478%	
33	KOTLA JAYA SURYA PRAKASH REDDY	INC	ANDHRA PRADESH	15,941,801	53,719,195	37,777,394	237%	
34	BHARTRUHARI MAHTAB	BJD	ORISSA	17,843,407	51,073,861	33,230,454	186%	
35	AVTAR SINGH BHADANA	INC	HARYANA	9,763,648	40,573,585	30,809,937	316%	
36	KAMAT GURUDAS	INC	MAHARASHTRA	33,894,725	63,926,963	30,032,238	89%	
37	SOLANKI BHAR-ATSINH MADHAVSINH	INC	GUJARAT	996,308	30,918,994	29,922,686	3003%	
38	AKHILESH YADAV	SP	UTTAR PRADESH	23,142,705	48,582,202	25,439,497	110%	
39	LALU PRASAD	RJD	BIHAR	8,669,342	31,702,693	23,033,351	266%	
40	DAYANIDHI MARAN	DMK	TAMIL NADU	14,040,963	36,669,231	22,628,268	161%	
41	L. K. ADVANI	BJP	GUJARAT	13,042,443	35,543,172	22,500,729	173%	
42	S. P. Y. REDDY	INC	ANDHRA PRADESH	70,386,900	92,871,000	22,484,100	32%	
43	K. C. SINGH BABA*	INC	UTTARAKHAND	22,319,954	43,987,049	21,667,095	97%	Bad scan 2004 affidavit
44	DR.MANDA JAGANNATH	INC	ANDHRA PRADESH	6,597,504	28,126,000	21,528,496	326%	
45	PAWAN KUMAR BANSAL	INC	CHANDIGARH	17,550,052	38,729,400	21,179,348	121%	
46	BIREN SINGH ENGTI	INC	ASSAM	5,389,194	25,297,069	19,907,875	369%	
47	RAHUL GANDHI	INC	UTTAR PRADESH	4,527,880	23,274,706	18,746,826	414%	
48	SANDEEP DIKSHIT	INC	NCT DELHI	4,764,901	22,746,428	17,981,527	377%	
49	BRIJ BHUSHAN SHARAN SINGH	SP	UTTAR PRADESH	35,810,577	53,537,885	17,727,308	50%	
50	DINSHA PATEL	INC	GUJARAT	5,727,475	23,065,019	17,337,544	303%	
51	KANTILAL BHURIA	INC	MADHYA PRADESH	13,991,825	30,557,089	16,565,264	118%	



S No	Name	2009 Party	State	Assets in 2004	Assets in 2009	Increase	% In-crease	Comments
52	M. ANJAN KUMAR YADAV	INC	ANDHRA PRADESH	4,250,700	20,620,697	16,369,997	385%	
53	BENI PRASAD VERMA	INC	UTTAR PRADESH	4,112,560	19,913,574	15,801,014	384%	
54	SUBODH KANT SAHAY	INC	JHARKHAND	12,291,253	27,854,918	15,563,665	127%	
55	KUNWAR JITIN PRASAD	INC	UTTAR PRADESH	17,113,691	32,656,975	15,543,284	91%	
56	KRISHNA TIRATH	INC	NCT DELHI	6,415,254	21,146,350	14,731,096	230%	
57	DANVE RAOSAHEB DADARAO PATIL	BJP	MAHARASHTRA	9,681,004	24,271,518	14,590,514	151%	
58	KOLI PATEL SOMABHAI GANDABHAI	INC	GUJARAT	4,404,130	18,635,718	14,231,588	323%	
59	RAMSINGH KASWAN	BJP	RAJASTHAN	13,198,438	27,403,097	14,204,659	108%	
60	BIJOY KRISHNA HANDIQUE	INC	ASSAM	1,356,192	15,428,123	14,071,931	1038%	
61	K. CHANDRASEKHAR RAO	TRS	ANDHRA PRADESH	8,598,858	22,669,420	14,070,562	164%	
62	ARVIND KUMAR SHARMA	INC	HARYANA	5,736,332	19,071,256	13,334,924	232%	
63	INDERJIT SINGH	INC	HARYANA	54,205,874	67,383,257	13,177,383	24%	
64	RAMESH BAIS*	BJP	CHHATTISGARH	9,691,184	22,476,391	12,785,207	132%	Bad scan 2004 affidavit
65	P. KARUNAKARAN	CPM	KERALA	5,190,249	17,823,645	12,633,396	243%	
66	PANABAKA LAKSHMI	INC	ANDHRA PRADESH	5,394,726	17,387,066	11,992,340	222%	
67	SUGAVANAM. E.G.*	DMK	TAMIL NADU	5,113,291	16,974,157	11,860,866	232%	Bad Scan 2004 affidavit
68	PRANAB MUKHERJEE	INC	WEST BENGAL	15,204,925	26,920,479	11,715,554	77%	
69	SHRIPRAKASH JAISWAL	INC	UTTAR PRADESH	19,127,260	30,767,980	11,640,720	61%	
70	GAWALI (PATIL) KU. BHAVANA PUNDLIKRAO	SHS	MAHARASHTRA	18,808,750	30,399,471	11,590,721	62%	
71	GADDIGOUDAR PARVATAGOUDA CHANDANAGOUDA	BJP	KARNATAKA	5,375,000	16,762,000	11,387,000	212%	
72	ARJUN CHARAN SETHI*	BJD	ORISSA	335,000	11,061,000	10,726,000	3202%	Assets page missing from 2004 affidavit
73	AHIR VIKRAMBHAI ARJANBHAI MADAM	INC	GUJARAT	4,982,028	15,590,109	10,608,081	213%	

S No	Name	2009 Party	State	Assets in 2004	Assets in 2009	Increase	% In-crease	Comments
74	ADHIR RANJAN CHOWDHURY	INC	WEST BENGAL	19,395,174	29,943,557	10,548,383	54%	
75	PRENEET KAUR	INC	PUNJAB	412,867,297	423,043,438	10,176,141	2%	
76	RAMAKANT YADAV	BJP	UTTAR PRADESH	17,358,777	27,294,000	9,935,223	57%	
77	AJAY MAKAN	INC	NCT DELHI	30,234,158	40,148,040	9,913,882	33%	
78	D. V. SADANANDA GOWDA	BJP	KARNATAKA	4,635,359	14,375,959	9,740,600	210%	
79	SONIA GANDHI*	INC	UTTAR PRADESH	4,109,300	13,794,768	9,685,468	236%	Bad Scan 2004 affidavit
80	USHA VERMA	SP	UTTAR PRADESH	976,000	10,111,699	9,135,699	936%	
81	ANANTHA VENKATA RAMI REDDY	INC	ANDHRA PRADESH	3,890,000	13,015,000	9,125,000	235%	
82	SARVEY SATHYANARAYANA	INC	ANDHRA PRADESH	1,110,000	10,112,521	9,002,521	811%	
83	H. D. DEVEGOWDA	JD(S)	KARNATAKA	11,439,574	19,672,157	8,232,583	72%	
84	BALIRAM KASHYAP	BJP	CHHATTISGARH	1,865,382	9,948,590	8,083,208	433%	
85	PARAMJIT KAUR GULSHAN	SAD	PUNJAB	6,387,661	14,208,609	7,820,948	122%	
86	RAJA A.	DMK	TAMIL NADU	5,816,434	12,991,669	7,175,235	123%	
87	DHOTRE SANJAY SHAMRAO	BJP	MAHARASHTRA	12,289,645	19,335,144	7,045,499	57%	
88	RAJEN GOHAIN	BJP	ASSAM	3,659,245	10,290,891	6,631,646	181%	
89	ANANTH KUMAR	BJP	KARNATAKA	5,747,974	12,206,366	6,458,392	112%	
90	JIGAJINAGI RAMESH CHANDAPPA	BJP	KARNATAKA	5,480,600	11,753,725	6,273,125	114%	
91	SOHAN POTAI	BJP	CHHATTISGARH	2,114,406	8,261,296	6,146,890	291%	
92	DR. SHAFIQUURRAHMAN BARQ	BSP	UTTAR PRADESH	1,349,151	7,059,763	5,710,612	423%	
93	MADAN LAL SHARMA	INC	JAMMU & KASHMIR	6,217,000	11,882,734	5,665,734	91%	
94	AHIR HANSRAJ GANGARAM	BJP	MAHARASHTRA	2,653,960	8,084,050	5,430,090	205%	
95	ASADUDDIN OWASI	AIM IM	ANDHRA PRADESH	3,902,342	9,302,233	5,399,891	138%	
96	SHRIPAD YESSO NAIK	BJP	GOA	4,537,329	9,897,462	5,360,133	118%	
97	VILAS MUTTEMWAR	INC	MAHARASHTRA	10,020,539	15,302,294	5,281,755	53%	
98	RAJIV RANJAN SINGH ALIAS LALAN SINGH	JD(U)	BIHAR	6,746,462	11,996,586	5,250,124	78%	
99	ANANTHKUMAR HEGDE	BJP	KARNATAKA	1,206,000	6,427,192	5,221,192	433%	
100	HARISCHANDRA DEVRAM CHAVAN	BJP	MAHARASHTRA	3,312,291	8,515,581	5,203,290	157%	

S No	Name	2009 Party	State	Assets in 2004	Assets in 2009	Increase	% In-crease	Comments
101	KAVURU SAMBA SIVA RAO	INC	ANDHRA PRADESH	117,898,221	122,733,111	4,834,890	4%	
102	GANESH SINGH	BJP	MADHYA PRADESH	2,548,143	7,372,032	4,823,889	189%	
103	CHANDRAKANT KHAIRE	SHS	MAHARASHTRA	9,333,773	14,151,539	4,817,766	52%	
104	ASHOK KUMAR RAWAT	BSP	UTTAR PRADESH	1,419,108	6,221,049	4,801,941	338%	
105	ASHOK CHHAVIRAM ARGAL	BJP	MADHYA PRADESH	3,220,504	7,953,043	4,732,539	147%	
106	SHIBU SOREN	JMM	JHARKHAND	3,802,022	8,229,419	4,427,397	116%	
107	VIJAYAN A. K. S.	DMK	TAMIL NADU	3,191,000	7,205,000	4,014,000	126%	
108	PALANIMANICKAM. S. S.	DMK	TAMIL NADU	3,516,998	7,523,592	4,006,594	114%	
109	CHITTHAN N. S. V.	INC	TAMIL NADU	13,247,227	17,035,764	3,788,537	29%	
110	NIKHIL KUMAR CHOUDHARY	BJP	BIHAR	4,535,938	8,018,754	3,482,816	77%	
111	SUMITRA MAHAJAN	BJP	MADHYA PRADESH	4,422,500	7,762,806	3,340,306	76%	
112	HARIN PATHAK	BJP	GUJARAT	10,185,931	13,474,484	3,288,553	32%	
113	SANSUMA KHUNGGUR BWISWMUTHIARY	BPF	ASSAM	1,692,686	4,954,903	3,262,217	193%	
114	KAILASH JOSHI	BJP	MADHYA PRADESH	2,695,080	5,885,927	3,190,847	118%	
115	RANA RAJENDRASINH GHANASHYAMSINH (RAJUBHAI RANA)	BJP	GUJARAT	2,390,614	5,508,711	3,118,097	130%	
116	ANANT GEETE	SHS	MAHARASHTRA	5,518,754	8,555,617	3,036,863	55%	
117	RAJARAM PAL	INC	UTTAR PRADESH	1,471,113	4,400,000	2,928,887	199%	
118	RAKESH SINGH	BJP	MADHYA PRADESH	6,327,291	9,231,699	2,904,408	46%	
119	SHAILENDRA KUMAR	SP	UTTAR PRADESH	9,337,874	12,128,999	2,791,125	30%	
120	TATHAGATA SATAPATHY	BJD	ORISSA	2,775,930	5,515,930	2,740,000	99%	
121	MANDLIK SADASHIVRAO DADOBA	IND	MAHARASHTRA	8,842,586	11,552,012	2,709,426	31%	
122	BAJU BAN RIYAN	CPM	TRIPURA	1,188,586	3,695,981	2,507,395	211%	
123	G.V. HARSHA KUMAR	INC	ANDHRA PRADESH	4,757,500	7,089,000	2,331,500	49%	
124	DIP GOGOI	INC	ASSAM	342,751	2,539,058	2,196,307	641%	
125	MOHAN JENA	BJD	ORISSA	870,000	3,046,404	2,176,404	250%	
126	KHAGEN DAS	CPM	TRIPURA	1,423,083	3,492,580	2,069,497	145%	

S No	Name	2009 Party	State	Assets in 2004	Assets in 2009	Increase	% In-crease	Comments
127	BABULAL MARANDI	JVM	JHARKHAND	500,000	2,137,675	1,637,675	328%	
128	CHINTA MOHAN	INC	ANDHRA PRADESH	3,982,900	5,512,900	1,530,000	38%	
129	ACHARIA BA-SUDEB*	CPM	WEST BENGAL	1,765,975	3,249,037	1,483,062	84%	Unclear hand writing in 2004 affidavit
130	SHISH RAM OLA	INC	RAJASTHAN	4,771,614	6,101,621	1,330,007	28%	
131	RAGHUBANSH PRASAD SINGH	RJD	BIHAR	4,869,420	6,169,238	1,299,818	27%	
132	KISHANBHAI VESTABHAI PATEL	INC	GUJARAT	294,461	1,520,245	1,225,784	416%	
133	ADITYA NATH	BJP	UTTAR PRADESH	960,672	2,182,212	1,221,540	127%	
134	VIRENDRA KUMAR	BJP	MADHYA PRADESH	1,429,786	2,548,466	1,118,680	78%	
135	SUSMITA BAURI	CPM	WEST BENGAL	33,000	1,078,000	1,045,000	3167%	
136	EKNATH M. GAIKWAD	INC	MAHARASHTRA	2,045,861	3,088,408	1,042,547	51%	
137	TUFANI SAROJ	SP	UTTAR PRADESH	4,558,332	5,336,163	777,831	17%	
138	NAMO NARAIN	INC	RAJASTHAN	5,234,897	6,006,236	771,339	15%	
139	VASAVA MANSUKH-BHAI DHANJIBHAI	BJP	GUJARAT	1,718,719	2,441,000	722,281	42%	
140	RATTAN SINGH	SAD	PUNJAB	18,229,591	18,774,102	544,511	3%	
141	DR. THOKCHOM MEINYA	INC	MANIPUR	1,107,278	1,639,200	531,922	48%	
142	LALIT MOHAN SUKLABAIDYA	INC	ASSAM	4,197,600	4,644,051	446,451	11%	
143	CHAUDHARY TUSHARBHAI AMARSINHBHAI	INC	GUJARAT	1,816,190	2,213,661	397,471	22%	
144	RAM CHANDRA DOME	CPM	WEST BENGAL	409,541	739,396	329,855	81%	
145	MAMATA BANERJEE	AITC	WEST BENGAL	375,489	473,194	97,705	26%	
146	GURUDAS DAS-GUPTA	CPI	WEST BENGAL	3,668,778	3,654,001	-14,777	0%	
147	PRABODH PANDA	CPI	WEST BENGAL	3,248,098	2,230,746	-1,017,352	-31%	
148	ADSUL ANANDRAO VITHOBA	SHS	MAHARASHTRA	20,636,019	17,708,418	-2,927,601	-14%	
149	PRASANNA KUMAR PATASANI	BJD	ORISSA	4,441,581	1,477,178	-2,964,403	-67%	
150	ANNAYYAGARI SAI PRATHAP	INC	ANDHRA PRADESH	9,709,190	6,228,356	-3,480,834	-36%	
151	CH. LAL SINGH	INC	JAMMU & KASH-MIR	5,412,000	1,762,378	-3,649,622	-67%	

S No	Name	2009 Party	State	Assets in 2004	Assets in 2009	Increase	% In-crease	Com-ments
152	KUNWAR REWATI RAMAN SINGH URF MANI JI	SP	UTTAR PRADESH	22,837,000	18,400,164	-4,436,836	-19%	
153	ARUNA KUMAR VUNDAVALLI	INC	ANDHRA PRADESH	23,430,718	13,073,077	-10,357,641	-44%	
154	PRALHAD JOSHI	BJP	KARNATAKA	26,440,401	15,470,667	-10,969,734	-41%	
155	PATIL PRAKASHBAPU VASANTDADA	INC	MAHARASHTRA	45,635,000	22,137,000	-23,498,000	-51%	
156	MADHU GOUD YASKHI	INC	ANDHRA PRADESH	142,718,537	119,108,338	-23,610,199	-17%	
157	KISHORE CHANDRA SURYANARAYANA DEO	INC	ANDHRA PRADESH	220,678,000	37,410,000	-183,268,000	-83%	

## Full asset details for MPs Lok Sabha 2009

S No	NAME	State	Constituency	Party	Age	Total Assets (Rs)	Movable Assets (Rs)	Immovable As-sets (Rs)	Liabilities (Rs.)	PAN given
1	NAMA NAG-ESWARA RAO	ANDHRA PRADESH	Khammam	TDP	50	1,73,75,08,133 173 Cror+	1,41,28,66,278 141 Cror+	32,46,41,855 32 Cror+	0	Y
2	NAVEEN JINDAL	HARYANA	Kurukshetra	INC	39	1,31,07,30,000 131 Cror+	1,25,34,82,000 125 Cror+	5,72,48,000 5 Cror+	0	Y
3	L RAJAGOPAL	ANDHRA PRADESH	Vijayawada	INC	45	1,22,29,64,909 122 Cror+	96,81,52,574 96 Cror+	25,48,12,335 25 Cror+	2,39,67,984, 2 Cror+	Y
4	PATEL PRAFUL MANOHARBHAI	MAHARASHTRA	Bhandara-Gondiya	NCP	52	83,76,49,331 83 Cror+	15,20,54,970 15 Cror+	68,55,94,361 68 Cror+	21,07,58,853 21 Cror+	Y
5	DR. G. VIVEKANAND	ANDHRA PRADESH	Peddapalle	INC	51	72,95,09,682 72 Cror+	23,99,68,026 23 Cror+	48,95,41,656 48 Cror+	0	Y
6	Y.S. JAGAN MOHAN REDDY	ANDHRA PRADESH	Kadapa	INC	36	72,81,51,658 72 Cror+	50,74,85,537 50 Cror+	22,06,66,121 22 Cror+	6,63,96,966 6 Cror+	Y
7	RAJKUMARI RATNA SINGH	UTTAR PRADESH	Pratapgarh	INC	49	67,82,70,635 67 Cror+	62,28,48,635 62 Cror+	5,54,22,000 5 Cror+	0	N
8	HARSIMRAT KAUR	PUNJAB	Bathinda	SAD	42	60,31,00,135 60 Cror+	24,11,64,703 24 Cror+	36,19,35,432 36 Cror+	0	Y
9	SUPRIYA SULE	MAHARASHTRA	Baramati	NCP	39	50,45,00,573 50 Cror+	38,78,14,597 38 Cror+	11,66,85,976 11 Cror+	0	Y
10	SURENDRA SINGH NAGAR	UTTAR PRADESH	Gautam Budhha Nagar	BSP	44	49,20,84,300 49 Cror+	25,11,04,300 25 Cror+	24,09,80,000 24 Cror+	0	Y
11	H D KUMARA SWAMY	KARNATAKA	Bangalore Rural	JD(S)	50	48,47,88,381 48 Cror+	28,28,08,574 28 Cror+	20,19,79,807 20 Cror+	2,41,54,539 2 Cror+	Y
12	SHIVAKUMAR CHANNABASAPPA UDASI	KARNATAKA	Haveri	BJP	42	48,25,11,568 48 Cror+	22,99,36,935 22 Cror+	25,25,74,633 25 Cror+	3,38,33,437 3 Cror+	Y
13	PRENEET KAUR	PUNJAB	Patiala	INC	64	42,30,43,438 42 Cror+	3,07,78,438 3 Cror+	39,22,65,000 39 Cror+	0	Y
14	ANNUTANDON	UTTAR PRADESH	Unnao	INC	51	42,13,52,745 42 Cror+	20,97,93,867 20 Cror+	21,15,58,878 21 Cror+	0	Y
15	UDAY SINGH ALIAS PAPPU SINGH	BIHAR	Purnia	BJP	57	41,90,30,669 41 Cror+	9,00,27,669 9 Cror+	32,90,03,000 32 Cror+	14,10,120 14 Lacs+	Y

S No	NAME	State	Constituency	Party	Age	Total Assets (Rs)	Movable Assets (Rs)	Immovable Assets (Rs)	Liabilities (Rs.)	PAN given
16	M RAJAMOHAN REDDY	ANDHRA PRADESH	Nellore	INC	59	36,34,62,696 36 Crore+	10,54,79,996 10 Crore+	25,79,82,700 25 Crore+	0	Y
17	DUTT PRIYA SUNIL	MAHARASHTRA	Mumbai North Central	INC	43	34,95,76,448 34 Crore+	3,18,81,408 3 Crore+	31,76,95,040 31 Crore+	1,47,511 1 Lacs+	Y
18	BADRUDDIN AJ-MAL	ASSAM	Dhubri	AUDF	54	30,35,21,001 30 Crore+	3,19,80,608 3 Crore+	27,15,40,393 27 Crore+	0	Y
19	KAPIL SIBAL	NCT Delhi	Chandni Chowk	INC	60	30,34,43,791 30 Crore+	6,76,08,459 6 Crore+	23,58,35,332 23 Crore+	0	Y
20	PINAKI MISRA	ORISSA	Puri	BJD	49	29,69,00,000 29 Crore+	65,00,000 65 Lacs+	29,04,00,000 29 Crore+	0	Y
21	PRAVEEN SINGH ARON	UTTAR PRADESH	Bareilly	INC	50	28,80,19,293 28 Crore+	2,28,01,293 2 Crore+	26,52,18,000 26 Crore+	3,26,22,036 3 Crore+	Y
22	DATTA MEGHE	MAHARASHTRA	Wardha	INC	72	28,77,39,504 28 Crore+	4,62,62,457 4 Crore+	24,14,77,047 24 Crore+	7,00,08,871 7 Crore+	Y
23	CHIDAMBARAM P	TAMIL NADU	Sivaganga	INC	63	27,39,08,542 27 Crore+	14,36,85,677 14 Crore+	13,02,22,865 13 Crore+	0	Y
24	VIJAYA SHANTHI .M	ANDHRA PRADESH	Medak	TRS	43	27,10,66,905 27 Crore+	10,66,905 10 Lacs+	27,00,00,000 27 Crore+	0	Y
25	VINCENT H PALA	MEGHALAYA	Shillong	INC	41	25,16,21,190 25 Crore+	2,29,03,060 2 Crore+	22,87,18,130 22 Crore+	0	N
26	AARON RASHIDJ.M	TAMIL NADU	Theni	INC	58	24,89,74,573 24 Crore+	10,74,74,573 10 Crore+	14,15,00,000 14 Crore+	6,49,598 6 Lacs+	Y
27	CHANDRAKANT RA-GHUNATH PATIL	GUJARAT	Navsari	BJP	54	24,20,83,697 24 Crore+	4,68,34,952 4 Crore+	19,52,48,745 19 Crore+	4,22,08,512 4 Crore+	Y
28	VIRBHADRA SINGH	HIMACHAL PRADESH	Mandi	INC	75	22,52,28,748 22 Crore+	3,77,78,748 3 Crore+	18,74,50,000 18 Crore+	7,76,754 7 Lacs+	Y
29	SHASHI THAROOR	KERALA	Thiruvananthapuram	INC	53	20,36,36,267 20 Crore+	20,09,10,302 20 Crore+	27,25,965 27 Lacs+	0	N
30	D. PURANDARESH-WARI	ANDHRA PRADESH	Visakhapatnam	INC	49	20,26,39,261 20 Crore+	10,34,31,261 10 Crore+	9,92,08,000 9 Crore+	5,60,000 5 Lacs+	Y
31	KOMATIREDDY RAJ GOPAL REDDY	ANDHRA PRADESH	Bhongir	INC	41	19,47,63,617 19 Crore+	4,09,60,373 4 Crore+	15,38,03,244 15 Crore+	60,57,899 60 Lacs+	Y

S No	NAME	State	Constituency	Party	Age	Total Assets (Rs)	Movable Assets (Rs)	Immovable Assets (Rs)	Liabilities (Rs.)	PAN given
32	ALAGIRI M.K	TAMIL NADU	Madurai	DMK	58	19,39,78,895 19 Cror+	10,51,06,895 10 Cror+	8,88,72,000 8 Cror+	0	Y
33	IYARAJ SINGH	RAJASTHAN	Kota	INC	44	18,01,31,144 18 Cror+	91,31,144 91 Lacs+	17,10,00,000 17 Cror+	0	Y
34	MANEKA GANDHI	UTTAR PRADESH	Aonla	BJP	52	17,60,10,979 17 Cror+	3,31,63,479 3 Cror+	14,28,47,500 14 Cror+	0	Y
35	DEORA MILIND MURLI	MAHARASHTRA	Mumbai South	INC	33	17,53,73,142 17 Cror+	17,17,98,575 17 Cror+	35,74,567 35 Lacs+	0	Y
36	SHRUTI CHOUDHRY	HARYANA	Bhiwani-Mahendragarh	INC	33	16,72,66,000 16 Cror+	6,60,16,000 6 Cror+	10,12,50,000 10 Cror+	1,70,00,000 1 Cror+	Y
37	ANGADI SURESH CHANNABASAPPA	KARNATAKA	Belgaum	BJP	55	16,43,44,263 16 Cror+	6,93,24,263 6 Cror+	9,50,20,000 9 Cror+	4,57,17,843 4 Cror+	N
38	RAKESH PANDEY	UTTAR PRADESH	Ambedkar Nagar	BSP	55	16,40,08,904 16 Cror+	14,07,50,688 14 Cror+	2,32,58,216 2 Cror+	0	Y
39	BAJAYANT PANDA	ORISSA	Kendrapara	BJD	45	16,11,00,792 16 Cror+	8,83,00,792 8 Cror+	7,28,00,000 7 Cror+	4,51,767 4 Lacs+	Y
40	SHATRUGHAN SINHA	BIHAR	Patna Sahib	BJP	62	15,00,33,976 15 Cror+	8,08,81,702 8 Cror+	6,91,52,274 6 Cror+	2,58,78,099 2 Cror+	Y
41	JYOTIRADITYA MADHAVRAO SCINDIA	MADHYA PRADESH	Guna	INC	38	14,90,94,212 14 Cror+	2,26,74,212 2 Cror+	12,64,20,000 12 Cror+	0	Y
42	SAMBASIVA RAO RAYAPATI	ANDHRA PRADESH	Guntur	INC	65	14,71,43,582 14 Cror+	8,08,33,582 8 Cror+	6,63,10,000 6 Cror+	4,52,04,329 4 Cror+	Y
43	NAVJOT SINGH SIDHU	PUNJAB	Amritsar	BJP	45	14,36,35,662 14 Cror+	9,07,35,662 9 Cror+	5,29,00,000 5 Cror+	0	Y
44	N. DHARAMSINGH	KARNATAKA	Bidar	INC	73	14,23,94,558 14 Cror+	7,85,53,475 7 Cror+	6,38,41,083 6 Cror+	6,65,653 6 Lacs+	Y
45	SONAWANE PRATAP NARAYANRAO	MAHARASHTRA	Dhule	BJP	60	14,21,57,029 14 Cror+	6,42,53,730 6 Cror+	7,79,03,299 7 Cror+	65,81,693 65 Lacs+	Y
46	KAMAL NATH	MADHYA PRADESH	Chhindwara	INC	62	14,17,70,037 14 Cror+	5,51,95,068 5 Cror+	8,65,74,969 8 Cror+	0	Y



S No	NAME	State	Constituency	Party	Age	Total Assets (Rs)	Movable Assets (Rs)	Immovable Assets (Rs)	Liabilities (Rs.)	PAN given
47	SIDDESWARA.G.M	KARNATAKA	Davanagere	BJP	56	14,02,48,867 14 Cror+	8,55,32,867 8 Cror+	5,47,16,000 5 Cror+	42,63,675 42 Lacs+	Y
48	CHANDRESH KU-MARI	RAJASTHAN	Jodhpur	INC	65	13,28,81,067 13 Cror+	23,66,732 23 Lacs+	13,05,14,335 13 Cror+	60,744 60 Thou+	Y
49	DEVENDRA NAG-PAL	UTTAR PRADESH	Amroha	RLD	38	13,24,25,712 13 Cror+	3,41,32,712 3 Cror+	9,82,93,000 9 Cror+	79,60,788 79 Lacs+	Y
50	JAYA PRADA NA-HATA	UTTAR PRADESH	Rampur	SP	45	13,14,90,118 13 Cror+	1,84,90,118 1 Cror+	11,30,00,000 11 Cror+	7,59,000 7 Lacs+	Y
51	NAPOLEON,D.	TAMIL NADU	Perambalur	DMK	46	13,05,82,983 13 Cror+	1,30,31,550 1 Cror+	11,75,51,433 11 Cror+	1,10,49,256 1 Cror+	N
52	KALMADI SURESH	MAHARASHTRA	Pune	INC	64	12,81,65,624 12 Cror+	9,65,35,351 9 Cror+	3,16,30,273 3 Cror+	0	Y
53	ADHALRAO SHIVAJI DATTATRAY	MAHARASHTRA	Shirur	SHS	52	12,71,13,134 12 Cror+	2,18,24,382 2 Cror+	10,52,88,752 10 Cror+	1,62,21,275 1 Cror+	Y
54	SIVAKUMAR @ J.K. RITHEESH. K	TAMIL NADU	Ramana-thapuram	DMK	36	12,28,20,653 12 Cror+	3,25,61,278 3 Cror+	9,02,59,375 9 Cror+	40,00,000 40 Lacs+	Y
55	KAVURI SAMBASIVA RAO	ANDHRA PRADESH	Eluru	INC	66	12,27,33,111 12 Cror+	10,40,24,111 10 Cror+	1,87,09,000 1 Cror+	9,45,674 9 Lacs+	Y
56	MADHU YASKHI GOUD	ANDHRA PRADESH	Nizamabad	INC	50	11,91,08,338 11 Cror+	5,60,61,792 5 Cror+	6,30,46,546 6 Cror+	15422084 1 Cror+	Y
57	SATPAL MAHARAJ	UTTARAKHAND	Garhwal	INC	56	11,21,36,795 11 Cror+	2,80,00,295 2 Cror+	8,41,36,500 8 Cror+	0	Y
58	NISHIKANT DUBEY	JHARKHAND	Godda	BJP	37	11,15,37,987 11 Cror+	2,54,81,987 2 Cror+	8,60,56,000 8 Cror+	0	Y
59	TWARE SURESH KASHINATH	MAHARASHTRA	Bhiwandi	INC	51	10,90,39,952 10 Cror+	24,92,054 24 Lacs+	10,65,47,898 10 Cror+	12,50,000 12 Lacs+	N
60	GUDDU PREM-CHAND	MADHYA PRADESH	Ujjain	INC	41	10,50,31,313 10 Cror+	58,14,403 58 Lacs+	9,92,16,910 9 Cror+	15,00,000 15 Lacs+	Y
61	NINONG ERING	ARUNACHAL PRADESH	Arunachal East	INC	50	10,43,20,000 10 Cror+	3,53,20,000 3 Cror+	6,90,00,000 6 Cror+	12,51,784 12 Lacs+	N
62	A.T. NANA PATIL	MAHARASHTRA	Jalgaon	BJP	47	10,38,39,607 10 Cror+	25,43,107 25 Lacs+	10,12,96,500 10 Cror+	9200000 92 Lacs+	Y

S No	NAME	State	Constituency	Party	Age	Total Assets (Rs)	Movable Assets (Rs)	Immovable Assets (Rs)	Liabilities (Rs.)	PAN given
63	MEIRA KUMAR	BIHAR	Sasaram	INC	63	10,15,65,500 10 Crore+	1,11,45,500 1 Crore+	9,04,20,000 9 Crore+	0	Y
64	MAGUNTA SRINIVASULU REDDY	ANDHRA PRADESH	Ongole	INC	55	10,08,50,672 10 Crore+	8,21,09,672 8 crore+	1,87,41,000 1 Crore+	0	N
65	FAROOQ ABDULLAH	JAMMU & KASHMIR	Srinagar	JKN	67	9,78,41,140 9 Crore+	15,41,140 15 Lacs+	9,63,00,000 9 Crore+	0	Y
66	TAMBIDURAIM	TAMIL NADU	Karur	ADMK	62	9,37,50,227 9 Crore+	4,51,40,517 4 Crore+	4,86,09,710 4 Crore+	0	N
67	S.P.Y.REDDY	ANDHRA PRADESH	Nandyal	INC	59	9,28,71,000 9 Crore+	6,95,21,000 6 Crore+	2,33,50,000 2 Crore+	0	Y
68	JEYADURAI S R	TAMIL NADU	Thoothukkudi	DMK	40	8,75,26,313 8 Crore+	1,00,26,313 1 Crore+	7,75,00,000 7 Crore+	10,90,000 10 Lacs+	Y
69	PAWAR SHARAD-CHANDRA GOVINDRAO	MAHARASHTRA	Madha	NCP	68	8,72,38,434 8 Crore+	5,15,24,248 5 Crore+	3,57,14,186 3 Crore+	0	Y
70	SHINDE SUSHIL-KUMAR SAMBHAJIRAO	MAHARASHTRA	Solapur	INC	68	8,60,42,099 8 Crore+	<b>3,34,93,748</b> <b>3 Crore+</b>	5,25,48,351 5 Crore+	37,00,000 37 Lacs+	Y
71	SABBAM HARI	ANDHRA PRADESH	Anakapalle	INC	55	8,50,32,286 8 Crore+	<b>20,32,286</b> <b>20 Lacs+</b>	8,30,00,000 8 Crore+	450000 4 Lacs+	Y
72	JASWANT SINGH	WEST BENGAL	Darjeeling	BJP	70	8,35,71,845 8 Crore+	<b>1,12,96,845</b> <b>1 Crore+</b>	7,22,75,000 7 Crore+	744864 7 Lacs+	Y
73	PATEL NATUBHAI GOMANBHAI	DADRA & NAGAR HAVELI	Dadra & Nagar Haveli	BJP	36	8,34,94,860 8 Crore+	90,40,616 90 Lacs+	7,44,54,244 7 Crore+	3426035 34 Lacs+	Y
74	BHONSLE SHRIMANT CHH. UDYANRAJE PRATAPSIKH	MAHARASHTRA	Satara	NCP	43	8,30,85,300 8 Crore+	<b>2,16,72,215</b> <b>2 Crore+</b>	6,14,13,085 6 Crore+	18,00,000 18 Lacs+	Y
75	BAALU T R	TAMIL NADU	Sriperumbudur	DMK	67	7,69,71,478 7 Crore+	<b>1,50,00,478</b> <b>1 Crore+</b>	6,19,71,000 6 Crore+	0	Y
76	PATIL PADAMSINHA BAJIRAO	MAHARASHTRA	Osmanabad	NCP	68	7,58,52,364 7 Crore+	<b>2,42,00,518</b> <b>2 Crore+</b>	5,16,51,846 5 Crore+	0	Y
77	SUSHMA SWARAJ	MADHYA PRADESH	Vidisha	BJP	57	7,35,85,637 7 Crore+	<b>3,49,37,677</b> <b>3 Crore+</b>	3,86,47,960 3 Crore+	0	Y

S No	NAME	State	Constituency	Party	Age	Total Assets (Rs)	Movable Assets (Rs)	Immovable Assets (Rs)	Liabilities (Rs.)	PAN given
78	PARTAP SINGH BAJWA	PUNJAB	Gurdaspur	INC	52	6,80,53,249 6 Crore+	66,53,250 66 Lacs+	6,13,99,999 6 Crore+	1,00,000 1 Lacs+	Y
79	JITENDRA SINGH	RAJASTHAN	Alwar	INC	38	6,79,67,810 6 Crore+	1,33,67,810 1 Crore+	5,46,00,000 5 Crore+	0	Y
80	BABAR GAJANAN DHARMSHI	MAHARASHTRA	Maval	SHS	66	6,78,31,434 6 Crore+	95,31,434 95 Lacs+	5,83,00,000 5 Crore+	0	Y
81	INDERJIT SINGH	HARYANA	Gurgaon	INC	59	6,73,83,257 6 Crore+	2,07,83,257 2 Crore+	4,66,00,000 4 Crore+	96,692 96 Thou+	Y
82	B.Y. RAGHAVENDRA	KARNATAKA	Shimoga	BJP	36	6,68,73,401 6 Crore+	41,14,264 41 Lacs+	6,27,59,137 6 Crore+	42,34,969 42 Lacs+	Y
83	SAMEER BHUJBAL	MAHARASHTRA	Nashik	NCP	35	6,66,60,039 6 Crore+	2,00,41,103 2 Crore+	4,66,18,936 4 Crore+	0	Y
84	M M PALLAMRAJU	ANDHRA PRADESH	Kakinada	INC	46	6,55,89,882 6 Crore+	1,37,33,882 1 Crore+	5,18,56,000 5 Crore+	11,12,763 11 Lacs+	Y
85	DEEPENDER SINGH	HARYANA	Rohtak	INC	31	6,53,67,032 6 Crore+	1,95,87,032 1 Crore+	4,57,80,000 4 Crore+	0	Y
86	BHAJAN LAL	HARYANA	Hisar	HJCBL	77	6,51,13,381 6 Crore+	2,01,75,381 2 Crore+	4,49,38,000 4 Crore+	73,54,075 73 Lacs+	Y
87	DUSHYANT SINGH	RAJASTHAN	Jhalawar-Baran	BJP	38	6,41,10,900 6 Crore+	1,83,24,850 1 Crore+	4,57,86,050 4 Crore+	27,79,153 27 Lacs+	Y
88	AD.KAMAT GURU-DAS VASANT	MAHARASHTRA	Mumbai North West	INC	54	6,39,26,963 6 Crore+	3,79,50,275 3 Crore+	2,59,76,688 2 Crore+	0	Y
89	AMBICA BANERJEE	WEST BENGAL	Howrah	AITC	82	6,29,26,674 6 Crore+	99,26,674 99 Lacs+	5,30,00,000 5 Crore+	72,33,333 72 Lacs+	Y
90	KHILADI LAL BAIRWA	RAJASTHAN	Karauli-Dholpur	INC	45	6,28,02,340 6 Crore+	29,72,340 29 Lacs+	5,98,30,000 5 Crore+	5,69,34,79 56 Lacs+	Y
91	KHATGAONK PATIL BHASKARRAO BAPURAO	MAHARASHTRA	Nanded	INC	65	6,24,16,000 6 Crore+	3,27,15,000 3 Crore+	2,97,01,000 2 Crore+	2,60,000 2 Lacs+	Y
92	DR.SANJAY SINGH	UTTAR PRADESH	Sultanpur	INC	55	6,22,59,720 6 Crore+	1,72,40,244 1 Crore+	4,50,19,476 4 Crore+	2,40,000 2 Lacs+	Y

S No	NAME	State	Constituency	Party	Age	Total Assets (Rs)	Movable Assets (Rs)	Immovable Assets (Rs)	Liabilities (Rs.)	PAN given
93	MUNDE GOPINATH-RAO PANDURANG	MAHARASHTRA	Beed	BJP	59	6,22,50,603 6 Cror+	2,47,28,555 2 Cror+	3,75,22,048 3 Cror+	4,50,90,238 4 Cror+	Y
94	MAHABAL MISHRA	NCT Delhi	West Delhi	INC	54	6,20,00,588 6 Cror+	1,76,10,588 1 Cror+	4,43,90,000 4 Cror+	9,89,118 9 Lacs+	Y
95	BADRI RAM	RAJASTHAN	Pali	INC	59	6,02,43,814 6 Cror+	3,86,24,314 3 Cror+	2,16,19,500 2 Cror+	4,98,169 4 Lacs+	Y
96	JAGATHRAKSHAKAN	TAMIL NADU	Arakkonam	DMK	61	5,91,06,399 5 Cror+	60,79,699 60 Lacs+	5,30,26,700 5 Cror+	0	Y
97	KADEER RANA	UTTAR PRADESH	Muzaffarnagar	BSP	45	5,84,51,906 5 Cror+	2,66,06,806 2 Cror+	3,18,45,100 3 Cror+	0	Y
98	AJIT SINGH	UTTAR PRADESH	Baghpat	RLD	70	5,82,32,462 5 Cror+	1,65,02,462 1 Cror+	4,17,30,000 4 Cror+	13,077 13 Thou+	Y
99	VENUGOPAL.D	TAMIL NADU	Tiruvannamalai	DMK	73	5,70,10,000 5 Cror+	20,10,000 0 Lacs+	5,50,00,000 5 Cror+	15,38,546 15 Lacs+	N
100	SUDINI JAIPAL REDDY	ANDHRA PRADESH	Chevella	INC	67	5,61,50,333 5 Cror+	12,00,333 12 Lacs+	5,49,50,000 5 Cror+	20,42,919 20 Lacs+	Y
101	DR. MURLI MANOHAR JOSHI	UTTAR PRADESH	Varanasi	BJP	73	5,44,75,345 5 Cror+	2,80,75,345 2 Cror+	2,64,00,000 2 Cror+	2,05,768 2 Lacs+	Y
102	G.S. BASAVARAJU	KARNATAKA	Tumkur	BJP	67	5,43,82,029 5 Cror+	14,18,219 14 Lacs+	5,29,63,810 5 Cror+	87,61,621 87 Lacs+	Y
103	N CHALUVARAYAS-WAMY	KARNATAKA	Mandya	JD(S)	49	5,41,68,804 5 Cror+	1,02,43,304 1 Cror+	4,39,25,500 4 Cror+	41,25,000 41 Lacs+	Y
104	RANEE NARAH	ASSAM	Lakhimpur	INC	45	5,39,76,290 5 Cror+	1,80,27,840 1 Cror+	3,59,48,450 3 Cror+	0	Y
105	P.C.MOHAN	KARNATAKA	Bangalore Central	BJP	45	5,37,29,000 5 Cror+	3,52,88,000 3 Cror+	1,84,41,000 1 Cror+	3,28,87,000 3 Cror+	Y
106	KOTLA JAYA SURYA PRAKASH REDDY	ANDHRA PRADESH	Kurnool	INC	57	5,37,19,195 5 Cror+	1,44,19,195 1 Cror+	3,93,00,000 3 Cror+	30,34,000 30 Lacs+	Y
107	BRIJBHUSHAN SARAN SINGH	UTTAR PRADESH	Kaiserganj	SP	52	5,35,37,885 5 Cror+	11,37,885 11 Lacs+	5,24,00,000 5 Cror+	0	Y
108	ARUN SUBHASH-CHANDRA YADAV	MADHYA PRADESH	Khandwa	INC	36	5,32,89,688 5 Cror+	3,48,25,728 3 Cror+	1,84,63,960 1 Cror+	2,75,62,966 2 Cror+	Y

S No	NAME	State	Constituency	Party	Age	Total Assets (Rs)	Movable Assets (Rs)	Immovable Assets (Rs)	Liabilities (Rs.)	PAN given
109	K.H.MUNIYAPPA	KARNATAKA	Kolar	INC	61	5,19,21,402 5 Crore+	1,42,16,402 1 Crore+	3,77,05,000 3 Crore+	2,10,19,510 2 Crore+	N
110	SIVASAMI C	TAMIL NADU	Tiruppur	ADMK	51	5,18,92,954 5 Crore+	1,60,52,954 1 Crore+	3,58,40,000 3 Crore+	0	Y
111	BHARTRUHARI MAHTAB	ORISSA	Cuttack	BJD	51	5,10,73,861 5 Crore+	1,75,55,909 1 Crore+	3,35,17,952 3 Crore+	0	Y
112	MALLIKARJUN KHARGE	KARNATAKA	Gulbarga	INC	67	5,06,46,534 5 Crore+	1,33,08,044 1 Crore+	3,73,38,490 3 Crore+	55,08,946 55 Lacs+	Y
113	JAGDAMBIKA PAL	UTTAR PRADESH	Domariyaganj	INC	59	4,97,21,330 4 Crore+	66,21,330 66 Lacs+	4,31,00,000 4 Crore+	45,66,564 45 Lacs+	N
114	FEROZE VARUN GANDHI	UTTAR PRADESH	Pilibhit	BJP	29	4,92,67,810 4 Crore+	1,71,42,810 1 Crore+	3,21,25,000 3 Crore+	0	Y
115	AKHILESH YADAV	UTTAR PRADESH	Kannauj	SP	35	4,85,82,202 4 Crore+	3,09,01,095 3 Crore+	1,76,81,107 1 Crore+	77,26,354 77 Lacs+	Y
116	HELEN DAVIDSON J	TAMIL NADU	Kanniyakumari	DMK	37	4,84,55,728 4 Crore+	88,85,728 88 Lacs+	3,95,70,000 3 Crore+	21,23,538 21 Lacs+	Y
117	MOHINDER SINGH KAYPEE	PUNJAB	Jalandhar	INC	53	4,81,96,591 4 Crore+	38,22,591 38 Lacs+	4,43,74,000 4 Crore+	1,25,000 1 Lacs+	Y
118	SELJA	HARYANA	Ambala	INC	46	4,67,11,386 4 Crore+	55,69,511 55 Lacs+	4,11,41,875 4 Crore+	0	Y
119	J. SHANTHA	KARNATAKA	Bellary	BJP	35	4,65,72,264 4 Crore+	4,40,72,264 4 Crore+	25,00,000 25 Lacs+	0	N
120	SACHIN PILOT	RAJASTHAN	Ajmer	INC	31	4,64,89,558 4 Crore+	55,89,558 55 Lacs+	4,09,00,000 4 Crore+	0	Y
121	SEMMALAI S	TAMIL NADU	Salem	ADMK	63	4,62,20,339 4 Crore+	76,16,064 76 Lacs+	3,86,04,275 3 Crore+	59,000 59 Thou+	Y
122	AKHILESH YADAV	UTTAR PRADESH	Firozabad	SP	35	4,44,09,557 4 Crore+	3,09,01,094 3 Crore+	1,35,08,463 1 Crore+	7,72,63,54 77 Lacs+	Y
123	K.C. SINGH BABA	UTTARAKHAND	Nainital-Udham-singh Nagar	INC	60	4,39,87,049 4 Crore+	30,87,049 30 Lacs+	4,09,00,000 4 Crore+	6,49,024 6 Lacs+	Y
124	VIJAY BAHADUR SINGH	UTTAR PRADESH	Hamirpur	BSP	65	4,29,33,979 4 Crore+	41,83,979 41 Lacs+	3,87,50,000 3 Crore+	6,23,689 6 Lacs+	Y

S No	NAME	State	Constituency	Party	Age	Total Assets (Rs)	Movable Assets (Rs)	Immovable Assets (Rs)	Liabilities (Rs.)	PAN given
125	CHARANDAS MAH-ANT	CHHATTISGARH	Korba	INC	54	4,27,04,354 4 Crore+	40,90,114 40 Lacs+	3,86,14,240 3 Crore+	16,43,424 16 Lacs+	Y
126	MEENA SINGH	BIHAR	Arrah	JD(U)	44	4,24,36,500 4 Crore+	2,26,23,000 2 Crore+	1,98,13,500 1 Crore+	0	Y
127	DIGVIJAY SINGH	BIHAR	Banka	IND	54	4,20,64,000 4 Crore+	54,45,000 54 Lacs+	3,66,19,000 3 Crore+	10,80,299 10 Lacs+	Y
128	GAVIT MANIKRAO HODLYA	MAHARASHTRA	Nandurbar	INC	75	4,10,64,753 4 Crore+	57,70,746 57 Lacs+	3,52,94,007 3 Crore+	0	Y
129	RAKESH SACHAN	UTTAR PRADESH	Fatehpur	SP	53	4,09,55,596 4 Crore+	1,60,14,941 1 Crore+	2,49,40,655 2 Crore+	0	Y
130	YASHWANT SINHA	JHARKHAND	Hazaribagh	BJP	71	4,07,76,217 4 Crore+	1,06,26,217 1 Crore+	3,01,50,000 3 Crore+	0	Y
131	KRISHNASAMY M	TAMIL NADU	Arani	INC	68	4,06,11,765 4 Crore+	12,28,765 12 Lacs+	3,93,83,000 3 Crore+	1,67,92,067 1 Crore+	Y
132	AVTAR SINGH BHADANA	HARYANA	Faridabad	INC	53	4,05,73,585 4 Crore+	72,48,585 72 Lacs+	3,33,25,000 3 Crore+	0	Y
133	AJAY MAKAN	NCT Delhi	New Delhi	INC	45	4,01,48,040 4 Crore+	2,54,05,740 2 Crore+	1,47,42,300 1 Crore+	0	Y
134	KU. RATANJEET PRATAP NARAYAN SINGH	UTTAR PRADESH	Kushi Nagar	INC	45	3,99,75,893 3 Crore+	1,05,10,893 1 Crore+	2,94,65,000 2 Crore+	1,00,000 1 Lacs+	Y
135	UDAY PRATAP SINGH	MADHYA PRADESH	Hoshangabad	INC	44	3,99,06,000 3 Crore+	1,11,56,000 1 Crore+	2,87,50,000 2 Crore+	13,74,065 13 Lacs+	Y
136	DR JYOTI MIRDHA	RAJASTHAN	Nagaur	INC	36	3,90,39,915 3 Crore+	69,68,395 69 Lacs+	3,20,71,520 3 Crore+	0	Y
137	PAWAN KUMAR BANSAL	CHANDIGARH	Chandigarh	INC	60	3,87,29,400 3 Crore+	82,29,400 82 Lacs+	3,05,00,000 3 Crore+	0	Y
138	KALIKESH NARAYAN SINGH DEO	ORISSA	Bolangir	BJD	34	3,85,42,397 3 Crore+	2,59,88,172 2 Crore+	1,25,54,225 1 Crore+	14,31,104 14 Lacs+	Y
139	V. KISHORE CHAN-DRA DEO	ANDHRA PRADESH	Araku	INC	62	3,74,10,000 3 Crore+	2,04,00,000 2 Crore+	1,70,10,000 1 Crore+	0	Y

S No	NAME	State	Constituency	Party	Age	Total Assets (Rs)	Movable Assets (Rs)	Immovable Assets (Rs)	Liabilities (Rs.)	PAN given
140	LALUBHAI PATEL	DAMAN & DIU	Daman & Diu	BJP	53	3,68,79,385 3 Crore+	1,61,07,985 1 Crore+	2,07,71,400 2 Crore+	21,35,939 21 Lacs+	N
141	DAYANIDHI MARAN	TAMIL NADU	Chennai Central	DMK	42	3,66,69,231 3 Crore+	3,66,69,231 3 Crore+	0	0	Y
142	NARAYANASAMY	PUDUCHERRY	Pondicherry	INC	61	3,57,79,157 3 Crore+	31,44,307 31 Lacs+	3,26,34,850 3 Crore+	21,71,758 21 Lacs+	Y
143	LALKRISHNA KISHANCHAND ADVANI	GUJARAT	Gandhinagar	BJP	81	3,55,43,172 3 Crore+	1,20,43,172 1 Crore+	2,35,00,000 2 Crore+	0	Y
144	SANJAY SINGH CHAUHAN	UTTAR PRADESH	Bijnor	RLD	48	3,53,52,625 3 Crore+	34,52,625 34 Lacs+	3,19,00,000 3 Crore+	52,54,245 52 Lacs+	Y
145	VIJAY INDER SINGH	PUNJAB	Sangrur	INC	37	3,47,77,862 3 Crore+	1,33,77,862 1 Crore+	2,14,00,000 2 Crore+	3,74,957 3 Lacs+	Y
146	RAMASUBBU S	TAMIL NADU	Tirunelveli	INC	59	3,47,06,447 3 Crore+	1,64,62,367 1 Crore+	1,82,44,080 1 Crore+	18,07,386 18 Lacs+	Y
147	R. K. SINGH PATEL	UTTAR PRADESH	Banda	SP	49	3,41,07,955 3 Crore+	1,23,14,455 1 Crore+	2,17,93,500 2 Crore+	0	Y
148	RAJ KUMARI CHAUHAN	UTTAR PRADESH	Aligarh	BSP	46	3,40,34,506 3 Crore+	58,13,506 58 Lacs+	2,82,21,000 2 Crore+	0	Y
149	RAVINDRA KUMAR PANDEY	JHARKHAND	Giridih	BJP	50	3,27,22,762 3 Crore+	1,64,57,762 1 Crore+	1,62,65,000 1 Crore+	33,17,72 533 Lacs+	Y
150	KUNWAR JITIN PRASAD	UTTAR PRADESH	Dhaurahra	INC	36	3,26,56,975 3 Crore+	1,10,56,975 1 Crore+	2,16,00,000 2 Crore+	0	Y
151	SHER SINGH GHUBAYA	PUNJAB	Firozpur	SAD	46	3,19,69,676 3 Crore+	9,69,676 9 Lacs+	3,10,00,000 3 Crore+	36,98,744 36 Lacs+	Y
152	BHISMA SHANKAR ALIAS KUSHAL TIWARI	UTTAR PRADESH	Sant Kabir Nagar	BSP	44	3,17,56,944 3 Crore+	30,62,944 30 Lacs+	2,86,94,000 2 Crore+	11,78,640 11 Lacs+	Y
153	LALU PRASAD	BIHAR	Saran	RJD	60	3,17,02,693 3 Crore+	68,72,693 68 Lacs+	2,48,30,000 2 Crore+	26,05,977 26 Lacs+	Y
154	BHARATBHAI MADHAVSINH SOLANKI	GUJARAT	Anand	INC	55	3,09,18,994 3 Crore+	50,08,596 50 Lacs+	2,59,10,398 2 Crore+	26,83,993 26 Lacs+	Y

S No	NAME	State	Constituency	Party	Age	Total Assets (Rs)	Movable Assets (Rs)	Immovable Assets (Rs)	Liabilities (Rs.)	PAN given
155	DEORAJ SINGH PATEL	MADHYA PRADESH	Rewa	BSP	36	3,08,45,000 3 Cror+	80,30,000 80 Lacs+	2,28,15,000 2 Cror+	49,61,271 49 Lacs+	Y
156	SRI PRAKASH JAISWAL	UTTAR PRADESH	Kanpur	INC	64	3,07,67,980 3 Cror+	1,55,67,980 1 Cror+	1,52,00,000 1 Cror+	0	Y
157	LAL CHAND KATARIA	RAJASTHAN	Jaipur Rural	INC	40	3,06,50,401 3 Cror+	17,50,401 17 Lacs+	2,89,00,000 2 Cror+	7,02,835 7 Lacs+	Y
158	BAPIRAJU KANUMURU	ANDHRA PRADESH	Narsapuram	INC	61	3,05,74,013 3 Cror+	65,77,013 65 Lacs+	2,39,97,000 2 Cror+	38,12,438 38 Lacs+	Y
159	DR.NILESH NARAYAN RANE	MAHARASHTRA	Ratnagiri Sindhudurg	INC	28	3,05,61,862 3 Cror+	2,82,26,842 2 Cror+	23,35,020 23 Lacs+	0	Y
160	KANTILAL BHURIA	MADHYA PRADESH	Ratlam	INC	59	3,05,57,089 3 Cror+	73,91,089 73 Lacs+	2,31,66,000 2 Cror+	0	Y
161	AAWALE JAYWANT GANGARAM	MAHARASHTRA	Latur	INC	68	3,04,85,766 3 Cror+	35,62,298 35 Lacs+	2,69,23,468 2 Cror+	0	Y
162	DR.SANJEEV GANESH NAIK	MAHARASHTRA	Thane	NCP	37	3,04,15,344 3 Cror+	1,68,85,344 1 Cror+	1,35,30,000 1 Cror+	0	Y
163	BHAVANA GAWALI (PATIL)	MAHARASHTRA	Yavatmal-Washim	SHS	36	3,03,99,471 3 Cror+	39,79,471 39 Lacs+	2,64,20,000 2 Cror+	24,30,911 24 Lacs+	Y
164	JAYANT K SINGH	UTTAR PRADESH	Mathura	RLD	30	3,02,04,219 3 Cror+	2,33,99,719 2 Cror+	68,04,500 68 Lacs+	0	Y
165	ADHIR RANJAN CHOWDHURY	WEST BENGAL	Baharampur	INC	53	2,99,43,557 2 Cror+	1,91,10,557 1 Cror+	1,08,33,000 1 Cror+	19,26,083 19 Lacs+	Y
166	MANISH TEWARI	PUNJAB	Ludhiana	INC	44	2,99,41,543 2 Cror+	1,99,08,211 1 Cror+	1,00,33,332 1 Cror+	0	Y
167	COSME FRANCISCO CAITANO SARDINHA	GOA	South Goa	INC	62	2,94,73,470 2 Cror+	89,91,400 89 Lacs+	2,04,82,070 2 Cror+	4,43,500 4 Lacs+	Y
168	M. VEERAPPA MOILY	KARNATAKA	Chikkballapur	INC	69	2,93,74,446 2 Cror+	53,76,496 53 Lacs+	2,39,97,950 2 Cror+	10,83,264 10 Lacs+	Y
169	SUSHILA SAROJ	UTTAR PRADESH	Mohanlalganj	SP	58	2,86,80,230 2 Cror+	64,71,585 64 Lacs+	2,22,08,645 2 Cror+	24,52,429 24 Lacs+	Y



S No	NAME	State	Constituency	Party	Age	Total Assets (Rs)	Movable Assets (Rs)	Immovable Assets (Rs)	Liabilities (Rs.)	PAN given
170	RAJENDRAN C	TAMIL NADU	Chennai South	ADMK	48	2,83,16,678 2 Cror+	34,90,474 34 Lacs+	2,48,26,204 2 Cror+	0	Y
171	ADAGUR H. VISWA-NATH	KARNATAKA	Mysore	INC	59	2,82,91,172 2 Cror+	14,11,172 14 Lacs+	2,68,80,000 2 Cror+	73,67,061 73 Lacs+	Y
172	DR. MANDA JAG-ANNATH	ANDHRA PRADESH	Nagarkurnool	INC	57	2,81,26,000 2 Cror+	29,26,000 29 Lacs+	2,52,00,000 2 Cror+	31,23,000 31 Lacs+	N
173	ADV. DUDH-GAONKAR GANE-SHRAO NAGORAO	MAHARASHTRA	Parbhani	SHS	64	2,81,11,720 2 Cror+	32,39,563 32 Lacs+	2,48,72,157 2 Cror+	0	N
174	SUBODH KANT SAHAY	JHARKHAND	Ranchi	INC	57	2,78,54,918 2 Cror+	1,11,59,918 1 Cror+	1,66,95,000 1 Cror+	0	Y
175	NEERAJ SHEKHAR	UTTAR PRADESH	Ballia	SP	40	2,77,18,262 2 Cror+	1,55,18,262 1 Cror+	1,22,00,000 1 Cror+	1,51,00,000 1 Cror+	Y
176	VENUGOPALA REDDY MODUGULA	ANDHRA PRADESH	Narasaraopet	TDP	42	2,74,93,309 2 Cror+	86,85,186 86 Lacs+	1,88,08,123 1 Cror+	51,964 51 Thou+	Y
177	RAM SINGH KAS-WAN	RAJASTHAN	Churu	BJP	63	2,74,03,097 2 Cror+	34,68,392 34 Lacs+	2,39,34,705 2 Cror+	0	Y
178	RAMAKANT YADAV	UTTAR PRADESH	Azamgarh	BJP	49	2,72,94,000 2 Cror+	1,22,94,000 1 Cror+	1,50,00,000 1 Cror+	0	Y
179	DINESH TRIVEDI	WEST BENGAL	Barrackpur	AITC	58	2,72,03,930 2 Cror+	1,78,53,930 1 Cror+	93,50,000 93 Lacs+	0	Y
180	SAJJAN SINGH VERMA	MADHYA PRADESH	Dewas	INC	57	2,70,42,325 2 Cror+	64,95,225 64 Lacs+	2,05,47,100 2 Cror+	11,04,525 11 Lacs+	Y
181	PRANAB MUKHER-JEE	WEST BENGAL	Jangipur	INC	72	2,69,20,479 2 Cror+	84,61,890 84 Lacs+	1,84,58,589 1 Cror+	0	Y
182	SANTOSH CHOWD-HARY	PUNJAB	Hoshiarpur	INC	66	2,68,16,253 2 Cror+	78,30,003 78 Lacs+	1,89,86,250 1 Cror+	0	Y
183	GANESHAMURTHI. A.	TAMIL NADU	Erode	MDMK	61	2,67,29,518 2 Cror+	68,28,518 68 Lacs+	1,99,01,000 1 Cror+	10,85,323 10 Lacs+	Y
184	SEEMA UPADHAYAY	UTTAR PRADESH	Fatehpur Sikri	BSP	44	2,65,45,096 2 Cror+	72,23,096 72 Lacs+	1,93,22,000 1 Cror+	15,95,708 15 Lacs+	Y

S No	NAME	State	Constituency	Party	Age	Total Assets (Rs)	Movable Assets (Rs)	Immovable Assets (Rs)	Liabilities (Rs.)	PAN given
185	NITYANANDA PRADHAN	ORISSA	Aska	BJD	65	2,63,46,692 2 Cror+	32,56,692 32 Lacs+	2,30,90,000 2 Cror+	15,25,000 15 Lacs+	Y
186	SALMAN KHUR-SHEED	UTTAR PRADESH	Farrukhabad	INC	56	2,61,40,421 2 Cror+	1,29,20,421 1 Cror+	1,32,20,000 1 Cror+	30,13,200 30 Lacs+	Y
187	KIRITBHAI PREMJI-BHAI SOLANKI	GUJARAT	Ahmedabad West	BJP	59	2,61,22,439 2 Cror+	31,22,439 31 Lacs+	2,30,00,000 2 Cror+	7,00,000 7 Lacs+	Y
188	RAMA DEVI	BIHAR	Sheohar	BJP	60	2,60,43,859 2 Cror+	1,41,90,059 1 Cror+	1,18,53,800 1 Cror+	13,22,726 13 Lacs+	Y
189	KATTI RAMESH VISHWANATH	KARNATAKA	Chikkodi	BJP	44	2,59,00,932 2 Cror+	1,39,83,744 1 Cror+	1,19,17,188 1 Cror+	0	Y
190	RAMESH KUMAR	NCT Delhi	South Delhi	INC	53	2,58,45,997 2 Cror+	13,45,997 13 Lacs+	2,45,00,000 2 Cror+	3,29,812 3 Lacs+	Y
191	BIREN SINGH ENGTI	ASSAM	Autonomous District	INC	69	2,52,97,069 2 Cror+	26,44,319 26 Lacs+	2,26,52,750 2 Cror+	0	Y
192	MOHAMMED AZHARUDDIN	UTTAR PRADESH	Moradabad	INC	46	2,52,33,948 2 Cror+	1,32,33,948 1 Cror+	1,20,00,000 1 Cror+	5,65,160 5 Lacs+	Y
193	HUKM DEO NARAYAN YADAV	BIHAR	Madhubani	BJP	72	2,50,12,430 2 Cror+	20,12,430 20 Lacs+	2,30,00,000 2 Cror+	2,64,033 2 Lacs+	Y
194	JAI PRAKASH AGARWAL	NCT Delhi	North East Delhi	INC	64	2,49,28,873 2 Cror+	64,78,873 64 Lacs+	1,84,50,000 1 Cror+	0	Y
195	BHUPENDRA SINGH	MADHYA PRADESH	Sagar	BJP	46	2,48,73,075 2 Cror+	8,73,075 8 Lacs+	2,40,00,000 2 Cror+	0	Y
196	DANVE RAOSAHEB DADARAO	MAHARASHTRA	Jalna	BJP	56	2,42,71,518 2 Cror+	29,70,018 29 Lacs+	2,13,01,500 2 Cror+	5,30,771 5 Lacs+	Y
197	GORAKH PRASAD JAISWAL	UTTAR PRADESH	Deoria	BSP	72	2,42,17,040 2 Cror+	91,17,040 91 Lacs+	1,51,00,000 1 Cror+	0	Y
198	ANURAG SINGH THAKUR	HIMACHAL PRADESH	Hamirpur	BJP	34	2,41,50,103 2 Cror+	91,14,356 91 Lacs+	1,50,35,747 1 Cror+	25,04,550 25 Lacs+	Y
199	TAKAM SANJOY	ARUNACHAL PRADESH	Arunachal West	INC	42	2,41,37,021 2 Cror+	95,97,021 95 Lacs+	1,45,40,000 1 Cror+	0	N
200	M I SHANAVAS	KERALA	Wayanad	INC	57	2,39,04,424 2 Cror+	5,24,424 5 Lacs+	2,33,80,000 2 Cror+	25,48,978 25 Lacs+	Y

S No	NAME	State	Constituency	Party	Age	Total Assets (Rs)	Movable Assets (Rs)	Immovable Assets (Rs)	Liabilities (Rs.)	PAN given
201	ASHOK TANWAR	HARYANA	Sirsa	INC	33	2,36,64,959 2 Crore+	28,94,959 28 Lacs+	2,07,70,000 2 Crore+	0	Y
202	DILIP SINGH JUDEV	CHHATTISGARH	Bilaspur	BJP	60	2,33,77,724 2 Crore+	80,96,224 80 Lacs+	1,52,81,500 1 Crore+	26,76,258 26 Lacs+	Y
203	RAHUL GANDHI	UTTAR PRADESH	Amethi	INC	38	2,32,74,706 2 Crore+	30,71,351 30 Lacs+	2,02,03,355 2 Crore+	4085591 40 Lacs+	Y
204	DINSHA ZAVARB-HAI PATEL	GUJARAT	Kheda	INC	71	2,30,65,019 2 Crore+	2,06,15,019 2 Crore+	24,50,000 24 Lacs+	3480352 34 Lacs+	Y
205	BAL KUMAR PATEL	UTTAR PRADESH	Mirzapur	SP	48	2,29,78,000 2 Crore+	89,78,000 89 Lacs+	1,40,00,000 1 Crore+	11695272 1 Crore+	Y
206	B. JHANSI	ANDHRA PRADESH	Vizianagaram	INC	45	2,29,51,539 2 Crore+	47,98,364 47 Lacs+	1,81,53,175 1 Crore+	0	Y
207	JANARDHANA SWAMY	KARNATAKA	Chitradurga	BJP	41	2,28,36,000 2 Crore+	68,36,000 68 Lacs+	1,60,00,000 1 Crore+	0	Y
208	SANDEEP DIKSHIT	NCT Delhi	East Delhi	INC	44	2,27,46,428 2 Crore+	54,87,628 54 Lacs+	1,72,58,800 1 Crore+	1980887 19 Lacs+	Y
209	K. CHAN-DRASEKHARA RAO	ANDHRA PRADESH	Mahbubnagar	TRS	55	2,26,69,420 2 Crore+	14,06,000 14 Lacs+	2,12,63,420 2 Crore+	0	Y
210	RAMESH BAIS	CHHATTISGARH	Raipur	BJP	61	2,24,76,391 2 Crore+	40,42,391 40 Lacs+	1,84,34,000 1 Crore+	0	Y
211	SANJAY BRIJK-ISHORLAL NIRUPAM	MAHARASHTRA	Mumbai North	INC	44	2,24,17,801 2 Crore+	60,59,801 60 Lacs+	1,63,58,000 1 Crore+	3727000 37 Lacs+	Y
212	MULAYAM SINGH YADAV	UTTAR PRADESH	Mainpuri	SP	69	2,23,99,310 2 Crore+	1,50,25,156 1 Crore+	73,74,154 73 Lacs+	0	Y
213	PRATIK PRAKASH-BAPU PATIL	MAHARASHTRA	Sangli	INC	36	2,21,37,000 2 Crore+	1,46,98,000 1 Crore+	74,39,000 74 Lacs+	1358000 13 Lacs+	Y
214	RADHEY MOHAN SINGH	UTTAR PRADESH	Ghazipur	SP	43	2,20,62,609 2 Crore+	61,82,609 61 Lacs+	1,58,80,000 1 Crore+	1752447 17 Lacs+	Y
215	RAVNEET SINGH	PUNJAB	Anandpur Sahib	INC	33	2,18,21,443 2 Crore+	13,06,443 13 Lacs+	2,05,15,000 2 Crore+	300000 3 Lacs+	N

S No	NAME	State	Constituency	Party	Age	Total Assets (Rs)	Movable Assets (Rs)	Immovable Assets (Rs)	Liabilities (Rs.)	PAN given
216	LALJI TANDON	UTTAR PRADESH	Lucknow	BJP	73	2,17,00,160 2 Crore+	66,60,160 66 Lacs+	1,50,40,000 1 Crore+	0	Y
217	INDER SINGH NAM-DHARI	JHARKHAND	Chatra	IND	62	2,12,77,657 2 Crore+	36,39,657 36 Lacs+	1,76,38,000 1 Crore+	0	Y
218	KIRSHNA TIRATH	NCT Delhi	North West Delhi	INC	54	2,11,46,350 2 Crore+	91,46,350 91 Lacs+	1,20,00,000 1 Crore+	0	Y
219	MUHAMMED HAM-DULLA SAYEED A.B.	LAKSHADWEEP	Lakshadweep	INC	26	2,09,77,767 2 Crore+	5,91,624 5 Lacs+	2,03,86,143 2 Crore+	0	Y
220	MUKESH BHAIRAV-DANJI GADHAVI	GUJARAT	Banaskantha	INC	47	2,09,45,639 2 Crore+	98,74,639 98 Lacs+	1,10,71,000 1 Crore+	0	Y
221	SUSHIL KUMAR SINGH	BIHAR	Aurangabad	JD(U)	43	2,08,87,871 2 Crore+	62,37,871 62 Lacs+	1,46,50,000 1 Crore+	741199 7 Lacs+	Y
222	D.B. CHANDRE GOWDA	KARNATAKA	Bangalore North	BJP	73	2,08,40,751 2 Crore+	20,15,751 20 Lacs+	1,88,25,000 1 Crore+	0	Y
223	VITTHALBHAI HANSRAJBHAI RADADIYA	GUJARAT	Porbandar	INC	51	2,06,75,722 2 Crore+	42,82,722 42 Lacs+	1,63,93,000 1 Crore+	0	Y
224	GAJENDRASINGH RAJUKHEDI	MADHYA PRADESH	Dhar	INC	45	2,06,53,133 2 Crore+	56,00,133 56 Lacs+	1,50,53,000 1 Crore+	0	Y
225	ANJAN KUMAR YADAV	ANDHRA PRADESH	Secunderabad	INC	47	2,06,20,697 2 Crore+	28,02,697 28 Lacs+	1,78,18,000 1 Crore+	1500000 15 Lacs+	Y
226	C P JOSHI	RAJASTHAN	Bhilwara	INC	59	2,03,76,956 2 Crore+	66,44,088 66 Lacs+	1,37,32,868 1 Crore+	1400000 14 Lacs+	Y
227	BENI PRASAD VERMA	UTTAR PRADESH	Gonda	INC	68	1,99,13,574 1 Crore+	7,55,574 7 Lacs+	1,91,58,000 1 Crore+	80932 80 Thou+	Y
228	K. KRUPA RANI	ANDHRA PRADESH	Srikakulam	INC	47	1,96,81,160 1 Crore+	91,76,160 91 Lacs+	1,05,05,000 1 Crore+	2652729 26 Lacs+	Y
229	H. D. DEVEGOWDA	KARNATAKA	Hassan	JD(S)	76	1,96,72,157 1 Crore+	63,66,157 63 Lacs+	1,33,06,000 1 Crore+	6499000 64 Lacs+	Y
230	DINUBHAI BOGHABHAI SO-LANKI	GUJARAT	Junagadh	BJP	51	1,94,60,865 1 Crore+	39,38,165 39 Lacs+	1,55,22,700 1 Crore+	5945896 59 Lacs+	Y

S No	NAME	State	Constituency	Party	Age	Total Assets (Rs)	Movable Assets (Rs)	Immovable Assets (Rs)	Liabilities (Rs.)	PAN given
231	DHOTRE SANJAY SHAMRAO	MAHARASHTRA	Akola	BJP	50	1,93,35,144 1 Cror+	20,92,144 20 Lacs+	1,72,43,000 1 Cror+	2221980 22 Lacs+	Y
232	ARVIND KUMAR SHARMA	HARYANA	Karnal	INC	46	1,90,71,256 1 Cror+	1,14,71,256 1 Cror+	76,00,000 76 Lacs+	0	Y
233	JAGDISH SINGH RANA	UTTAR PRADESH	Saharanpur	BSP	53	1,88,67,277 1 Cror+	23,67,277 23 Lacs+	1,65,00,000 1 Cror+	298187 2 Lacs+	Y
234	DR. RATTAN SINGH AJNALA	PUNJAB	Khadoor Sahib	SAD	65	1,87,74,102 1 Cror+	1,16,41,102 1 Cror+	71,33,000 71 Lacs+	0	Y
235	ARVIND KUMAR CHAUDHARY	UTTAR PRADESH	Basti	BSP	43	1,86,43,936 1 Cror+	1,21,06,936 1 Cror+	65,37,000 65 Lacs+	0	Y
236	SOMABHAI GAND-ABHAI KOLIPATEL	GUJARAT	Surendranagar	INC	68	1,86,35,718 1 Cror+	29,21,718 29 Lacs+	1,57,14,000 1 Cror+	0	Y
237	SUGUMAR.K	TAMIL NADU	Pollachi	ADMK	49	1,85,20,000 1 Cror+	33,20,000 33 Lacs+	1,52,00,000 1 Cror+	191027 1 Lacs+	Y
238	PREM DAS RAI	SIKKIM	Sikkim	SDF	54	1,85,03,294 1 Cror+	51,03,294 51 Lacs+	1,34,00,000 1 Cror+	841835 8 Lacs+	Y
239	KUNWAR REWATI RAMAN SINGH ALIAS MANI JI	UTTAR PRADESH	Allahabad	SP	65	1,84,00,164 1 Cror+	37,33,164 37 Lacs+	1,46,67,000 1 Cror+	226475 2 Lacs+	Y
240	YASHODHARA RAJE SCINDIA	MADHYA PRADESH	Gwalior	BJP	54	1,83,10,000 1 Cror+	1,83,10,000 1 Cror+	0	0	Y
241	WAKCHOURE BHAUSAHEB RAJA-RAM	MAHARASHTRA	Shirdi	SHS	59	1,78,60,515 1 Cror+	93,38,327 93 Lacs+	85,22,188 85 Lacs+	2427069 24 Lacs+	Y
242	SANKAR ADHI	TAMIL NADU	Kallakurichi	DMK	52	1,78,37,266 1 Cror+	43,78,260 43 Lacs+	1,34,59,006 1 Cror+	986068 9 Lacs+	Y
243	P.KARUNAKARAN	KERALA	Kasaragod	CPM	64	1,78,23,645 1 Cror+	1,63,245 1 Lacs+	1,76,60,400 1 Cror+	0	N
244	ADSUL ANANDRAO VITHOBA	MAHARASHTRA	Amravati	SHS	61	1,77,08,418 1 Cror+	44,44,123 44 Lacs+	1,32,64,295 1 Cror+	0	Y
245	PANABAKA LAK-SHMI	ANDHRA PRADESH	Bapatla	INC	50	1,73,87,066 1 Cror+	96,35,386 96 Lacs+	77,51,680 77 Lacs+	0	N

S No	NAME	State	Constituency	Party	Age	Total Assets (Rs)	Movable Assets (Rs)	Immovable Assets (Rs)	Liabilities (Rs.)	PAN given
246	P. BALRAM	ANDHRA PRADESH	Mahabubabad	INC	45	1,71,95,194 1 Crore+	26,73,194 26 Lacs+	1,45,22,000 1 Crore+	14389000 1 Crore+	Y
247	SUKHDEV SINGH	PUNJAB	Fatehgarh Sahib	INC	76	1,70,83,247 1 Crore+	32,73,247 32 Lacs+	1,38,10,000 1 Crore+	0	Y
248	HARSH VARDHAN	UTTAR PRADESH	Maharajanjanj	INC	61	1,70,50,000 1 Crore+	9,00,000 9 Lacs+	1,61,50,000 1 Crore+	1112000 11 Lacs+	N
249	CHITTHAN N S V	TAMIL NADU	Dindigul	INC	75	1,70,35,764 1 Crore+	55,79,764 55 Lacs+	1,14,56,000 1 Crore+	0	Y
250	SUGAVANAM. E.G.	TAMIL NADU	Krishnagiri	DMK	51	1,69,74,157 1 Crore+	46,11,444 46 Lacs+	1,23,62,713 1 Crore+	500000 5 Lacs+	Y
251	GADDIGUDAR P C	KARNATAKA	Bagalkot	BJP	56	1,67,62,000 1 Crore+	14,50,000 14 Lacs+	1,53,12,000 1 Crore+	6674134 66 Lacs+	Y
252		KARNATAKA	Chamarajanagar	INC	48	1,67,29,619 1 Crore+	54,29,619 54 Lacs+	1,13,00,000 1 Crore+	3896431 38 Lacs+	Y
253	P C CHACKO	KERALA	Thrissur	INC	62	1,63,35,679 1 Crore+	57,15,679 57 Lacs+	1,06,20,000 1 Crore+	0	Y
254	KALYAN BANERJEE	WEST BENGAL	Sreerampur	AITC	52	1,61,46,266 1 Crore+	1,61,46,266 1 Crore+	0	2125000 21 Lacs+	Y
255	GUTHA SUKENDER REDDY	ANDHRA PRADESH	Nalgonda	INC	55	1,60,40,830 1 Crore+	65,42,470 65 Lacs+	94,98,360 94 Lacs+	16662997 1 Crore+	Y
256	VINAY KUMAR ALIAS VINNU	UTTAR PRADESH	Shrawasti	INC	45	1,57,43,200 1 Crore+	3,18,200 3 Lacs+	1,54,25,000 1 Crore+	589157 5 Lacs+	N
257	KRISTAPPA NIM-MALA	ANDHRA PRADESH	Hindupur	TDP	52	1,57,10,800 1 Crore+	35,80,050 35 Lacs+	1,21,30,750 1 Crore+	1216390 12 Lacs+	Y
258	VIKRAMBHAI AR-JANBHAI MADAM	GUJARAT	Jamnagar	INC	51	1,55,90,109 1 Crore+	20,90,109 20 Lacs+	1,35,00,000 1 Crore+	0	Y
259	PRALHAD JOSHI	KARNATAKA	Dharwad	BJP	46	1,54,70,667 1 Crore+	73,77,732 73 Lacs+	80,92,935 80 Lacs+	3182357 31 Lacs+	Y
260	BIJOY KRISHNA HANDIQUE	ASSAM	Jorhat	INC	77	1,54,28,123 1 Crore+	24,28,123 24 Lacs+	1,30,00,000 1 Crore+	0	Y
261	RANJAN PRASAD YADAV	BIHAR	Pataliputra	JD(U)	64	1,53,19,000 1 Crore+	79,47,000 79 Lacs+	73,72,000 73 Lacs+	0	Y

S No	NAME	State	Constituency	Party	Age	Total Assets (Rs)	Movable Assets (Rs)	Immovable Assets (Rs)	Liabilities (Rs.)	PAN given
262	MUTTEMWAR VILASRAO BABURAOJI	MAHARASHTRA	Nagpur	INC	60	1,53,02,294 1 Crore+	43,77,294 43 Lacs+	1,09,25,000 1 Crore+	2756726 27 Lacs+	Y
263	CAPTAIN JAI NARAYAN PRASAD NISHAD	BIHAR	Muzaffarpur	JD(U)	78	1,51,48,831 1 Crore+	2,69,831 2 Lacs+	1,48,79,000 1 Crore+	4337141 43 Lacs+	Y
264	PROF K V THOMAS	KERALA	Ernakulam	INC	62	1,50,41,664 1 Crore+	1,03,43,605 1 Crore+	46,98,059 46 Lacs+	186926318 Lacs+	Y
265	RAJNATH SINGH	UTTAR PRADESH	Ghaziabad	BJP	57	1,45,36,703 1 Crore+	45,14,703 45 Lacs+	1,00,22,000 1 Crore+	0	Y
266	SHIVARAMGOUDA	KARNATAKA	Koppal	BJP	56	1,45,18,988 1 Crore+	22,98,788 22 Lacs+	1,22,20,200 1 Crore+	3078847 30 Lacs+	Y
267	D.V.SADANANDA GOWDA	KARNATAKA	Udupi Chikmagalur	BJP	56	1,43,75,959 1 Crore+	31,47,959 31 Lacs+	1,12,28,000 1 Crore+	2486447 24 Lacs+	Y
268	PARAMJIT KAUR GULSHAN	PUNJAB	Faridkot	SAD	60	1,42,08,609 1 Crore+	21,08,609 21 Lacs+	1,21,00,000 1 Crore+	2185837 21 Lacs+	Y
269	SOMENDRA NATH MITRA	WEST BENGAL	Diamond Harbour	AITC	68	1,41,80,832 1 Crore+	74,32,487 74 Lacs+	67,48,345 67 Lacs+	187387 1 Lacs+	Y
270	CHANDRAKANT KHAIRE	MAHARASHTRA	Aurangabad	SHS	57	1,41,51,539 1 Crore+	25,24,339 25 Lacs+	1,16,27,200 1 Crore+	1472122 14 Lacs+	Y
271	SHARAD YADAV	BIHAR	Madhepura	JD(U)	61	1,41,07,050 1 Crore+	1,03,07,050 1 Crore+	38,00,000 38 Lacs+	0	Y
272	P.L.PUNIA	UTTAR PRADESH	Barabanki	INC	64	1,40,47,833 1 Crore+	65,47,833 65 Lacs+	75,00,000 75 Lacs+	0	Y
273	SONIA GANDHI	UTTAR PRADESH	Rae bareli	INC	62	1,37,94,768 1 Crore+	1,17,70,468 1 Crore+	20,24,300 20 Lacs+	0	Y
274	BASORI SINGH MASRAM	MADHYA PRADESH	Mandla	INC	59	1,35,21,178 1 Crore+	11,71,178 11 Lacs+	1,23,50,000 1 Crore+	350000 3 Lacs+	N
275	VIJAY BAHUGUNA	UTTARAKHAND	Tehri Garhwal	INC	62	1,35,01,773 1 Crore+	38,30,321 38 Lacs+	96,71,452 96 Lacs+	0	Y

S No	NAME	State	Constituency	Party	Age	Total Assets (Rs)	Movable Assets (Rs)	Immovable Assets (Rs)	Liabilities (Rs.)	PAN given
276	HARENDRAKUMAR RAMCHANDRA PATHAK	GUJARAT	Ahmedabad East	BJP	62	1,34,74,484 1 Cror+	78,62,184 78 Lacs+	56,12,300 56 Lacs+	0	Y
277	JAGDIS SHARMA	BIHAR	Jahanabad	JD(U)	58	1,34,63,781 1 Cror+	71,13,781 71 Lacs+	63,50,000 63 Lacs+	3723185 37 Lacs+	Y
278	SATABDI ROY (BARNERJEE)	WEST BENGAL	Birbhum	AITC	40	1,31,48,000 1 Cror+	52,48,000 52 Lacs+	79,00,000 79 Lacs+	202321 2 Lacs+	Y
279	V ARUN KUMAR	ANDHRA PRADESH	Rajahmundry	INC	54	1,30,73,077 1 Cror+	50,98,577 50 Lacs+	79,74,500 79 Lacs+	953056 9 Lacs+	Y
280	GANDHI DILIPKUMAR MANSUKHLAL	MAHARASHTRA	Ahmednagar	BJP	59	1,30,53,391 1 Cror+	1,07,10,251 1 Cror+	23,43,140 23 Lacs+	955351 9 Lacs+	Y
281	ANANTHA VENKATARAMI REDDY	ANDHRA PRADESH	Anantapur	INC	52	1,30,15,000 1 Cror+	24,15,000 24 Lacs+	1,06,00,000 1 Cror+	0	Y
282	RAJA A	TAMIL NADU	Nilgiris	DMK	46	1,29,91,669 1 Cror+	83,93,669 83 Lacs+	45,98,000 45 Lacs+	166862 1 Lacs+	Y
283	KAKALI GHOSH DASTIDAR	WEST BENGAL	Barasat	AITC	49	1,25,76,300 1 Cror+	1,06,42,600 1 Cror+	19,33,700 19 Lacs+	335000 3 Lacs+	Y
284	ABDULRAHMAN	TAMIL NADU	Vellore	DMK	49	1,25,47,128 1 Cror+	29,98,096 29 Lacs+	95,49,032 95 Lacs+	3297328 32 Lacs+	Y
285	DEEPA DASMUNSI	WEST BENGAL	Raiganj	INC	48	1,25,14,145 1 Cror+	1,03,89,145 1 Cror+	21,25,000 21 Lacs+	0	Y
286	ARJUN MUNDA	JHARKHAND	Jamshedpur	BJP	41	1,23,84,895 1 Cror+	1,10,48,895 1 Cror+	13,36,000 13 Lacs+	176069 1 Lacs+	Y
287	ANANTH KUMAR	KARNATAKA	Bangalore South	BJP	49	1,22,06,366 1 Cror+	57,85,078 57 Lacs+	64,21,288 64 Lacs+	0	Y
288	SHAILENDRA KUMAR	UTTAR PRADESH	Kaushambi	SP	51	1,21,28,999 1 Cror+	6,29,000 6 Lacs+	1,14,99,999 1 Cror+	2100000 21 Lacs+	Y
289	JADHAV PRATAPRAO GANPATRAO	MAHARASHTRA	Buldhana	SHS	49	1,20,52,820 1 Cror+	42,02,820 42 Lacs+	78,50,000 78 Lacs+	4541550 45 Lacs+	Y
290	ANAND PRAKASH PARANJPE	MAHARASHTRA	Kalyan	SHS	36	1,19,98,220 1 Cror+	61,88,220 61 Lacs+	58,10,000 58 Lacs+	3871225 38 Lacs+	Y



S No	NAME	State	Constituency	Party	Age	Total Assets (Rs)	Movable Assets (Rs)	Immovable Assets (Rs)	Liabilities (Rs.)	PAN given
291	RAJIV RANJAN SINGH ALIAS LAN SINGH	BIHAR	Munger	JD(U)	55	1,19,96,586 1 Cro+	59,13,586 59 Lacs+	60,83,000 60 Lacs+	0	Y
292	RATAN SINGH	RAJASTHAN	Bharatpur	INC	62	1,19,67,191 1 Cro+	53,67,191 53 Lacs+	66,00,000 66 Lacs+	335314 3 Lacs+	Y
293	SHARIEF UD DIN SHARIQ	JAMMU & KASHMIR	Baramulla	JKN	74	1,19,55,000 1 Cro+	19,55,000 19 Lacs+	1,00,00,000 1 Cro+	1310000 13 Lacs+	N
294	MADAN LAL SHARMA	JAMMU & KASHMIR	Jammu	INC	56	1,18,82,734 1 Cro+	44,82,734 44 Lacs+	74,00,000 74 Lacs+	149750 1 Lacs+	Y
295	ALAGIRI S	TAMIL NADU	Cuddalore	INC	56	1,18,66,846 1 Cro+	5,76,846 5 Lacs+	1,12,90,000 1 Cro+	78136525 7 Cro+	Y
296	HARISH RAWAT	UTTARAKHAND	Hardwar	INC	59	1,18,25,335 1 Cro+	83,75,335 83 Lacs+		0	Y
297	JIGAJINAGI RAMESH CHANDAPPA	KARNATAKA	Bijapur	BJP	57	1,17,53,725 1 Cro+	18,99,725 18 Lacs+	98,54,000 98 Lacs+	3902460 39 Lacs+	Y
298	TABASSUM BEGAM	UTTAR PRADESH	Kairana	BSP	39	1,16,67,328 1 Cro+	18,17,328 18 Lacs+	98,50,000 98 Lacs+	0	Y
299	SADASHIVRAO MANDLIK DADOBA	MAHARASHTRA	Kolhapur	IND	74	1,15,52,012 1 Cro+	30,93,842 30 Lacs+	84,58,170 84 Lacs+	0	Y
300	DEV JI PATEL	RAJASTHAN	Jalore	BJP	32	1,12,61,830 1 Cro+	45,21,830 45 Lacs+	67,40,000 67 Lacs+	0	Y
301	RAMSINHBHAI PATALBHAI RATHAVA	GUJARAT	Chhota Udaipur	BJP	57	1,10,64,285 1 Cro+	9,44,523 9 Lacs+	1,01,19,762 1 Cro+	6624317 66 Lacs+	Y
302	ARJUN CHARAN SETHI	ORISSA	Bhadrak	BJD	68	1,10,61,000 1 Cro+	3,50,000 3 Lacs+	1,07,11,000 1 Cro+	2500000 25 Lacs+	Y
303	DR. RAJAN SUSH-ANT	HIMACHAL PRADESH	Kangra	BJP	53	1,10,24,873 1 Cro+	13,90,873 13 Lacs+	96,34,000 96 Lacs+	2488285 24 Lacs+	Y
304	SUCHARU RANJAN HALDAR	WEST BENGAL	Ranaghat	AITC	69	1,08,82,896 1 Cro+	8,82,896 8 Lacs+	1,00,00,000 1 Cro+	0	Y
305	KOWASE MA-ROTRAO SAINUJI	MAHARASHTRA	Gadchiroli-Chimur	INC	59	1,07,76,756 1 Cro+	9,03,837 9 Lacs+	98,72,919 98 Lacs+	500000 5 Lacs+	Y

S No	NAME	State	Constituency	Party	Age	Total Assets (Rs)	Movable Assets (Rs)	Immovable Assets (Rs)	Liabilities (Rs.)	PAN given
306	RAJESH NANDINI SINGH	MADHYA PRADESH	Shahdol	INC	52	1,07,75,000 1 Cror+	32,25,000 32 Lacs+	75,50,000 75 Lacs+	200000 2 Lacs+	Y
307	DR. SANJAY JAISWAL	BIHAR	Paschim Champaran	BJP	44	1,07,51,454 1 Cror+	61,75,153 61 Lacs+	45,76,301 45 Lacs+	1169173 11 Lacs+	Y
308	JEETENDRA SINGH	MADHYA PRADESH	Khajuraho	BJP	50	1,05,96,506 1 Cror+	19,65,506 19 Lacs+	86,31,000 86 Lacs+	0	Y
309	ASWAMEDH DEVI	BIHAR	Ujjainpur	JD(U)	46	1,05,36,274 1 Cror+	2,36,274 2 Lacs+	1,03,00,000 1 Cror+	341141 3 Lacs+	Y
310	MAHESH JOSHI	RAJASTHAN	Jaipur	INC	54	1,03,88,500 1 Cror+	33,23,500 33 Lacs+	70,65,000 70 Lacs+	1245000 12 Lacs+	Y
311	RAJEN GOHAIN	ASSAM	Nowgong	BJP	57	1,02,90,891 1 Cror+	54,29,491 54 Lacs+	48,61,400 48 Lacs+	740165 7 Lacs+	Y
312	GORAKHNATH	UTTAR PRADESH	Bhadohi	BSP	56	1,01,67,748 1 Cror+	19,31,442 19 Lacs+	82,36,306 82 Lacs+	433968 4 Lacs+	N
313	UMA SHANAKER SINGH	BIHAR	Maharajganj	RJD	61	1,01,45,601 1 Cror+	7,67,601 7 Lacs+	93,78,000 93 Lacs+	450000 4 Lacs+	Y
314	SARVEY SA-TYANARAYANA	ANDHRA PRADESH	Malkajgiri	INC	54	1,01,12,521 1 Cror+	56,12,521 56 Lacs+	45,00,000 45 Lacs+	116848 1 Lacs+	Y
315	USHA VERMA	UTTAR PRADESH	Hardoi	SP	43	1,01,11,699 1 Cror+	6,86,699 6 Lacs+	94,25,000 94 Lacs+	502822 5 Lacs+	Y
316	BALIRAM KASHYAP	CHHATTISGARH	Bastar	BJP	73	99,48,590 99 Lacs+	33,16,840 33 Lacs+	66,31,750 66 Lacs+	1166014 11 Lacs+	N
317	ISMAIL HUSSAIN	ASSAM	Barpeta	INC	55	99,31,726 99 Lacs+	16,71,726 16 Lacs+	82,60,000 82 Lacs+	0	Y
318	SHRIPAD YESSO NAIK	GOA	North Goa	BJP	56	98,97,462 98 Lacs+	44,47,462 44 Lacs+	54,50,000 54 Lacs+	912582 9 Lacs+	Y
319	MADHU KORA	JHARKHAND	Singhbhum	IND	38	98,32,144 98 Lacs+	94,06,054 94 Lacs+	4,26,090 4 Lacs+	0	Y
320	SRI PABAN SINGH GHATOWAR	ASSAM	Dibrugarh	INC	60	98,04,014 98 Lacs+	70,60,214 70 Lacs+	27,43,800 27 Lacs+	0	Y
321	KIRTI AZAD	BIHAR	Darbhanga	BJP	48	97,89,047 97 Lacs+	96,89,047 96 Lacs+	1,00,000 1 Lacs+	0	Y

S No	NAME	State	Constituency	Party	Age	Total Assets (Rs)	Movable Assets (Rs)	Immovable Assets (Rs)	Liabilities (Rs.)	PAN given
322	JOSE K MANI	KERALA	Kottayam	KC(M)	44	96,51,729 96 Lacs+	26,57,879 26 Lacs+	69,93,850 69 Lacs+	0	Y
323	TAPAS PAUL	WEST BENGAL	Krishnanagar	AITC	51	96,14,227 96 Lacs+	24,88,267 24 Lacs+	71,25,960 71 Lacs+	0	Y
324	ASADUDDIN OWAISI	ANDHRA PRADESH	Hyderabad	AIMIM	41	93,02,233 93 Lacs+	30,07,233 30 Lacs+	62,95,000 62 Lacs+	0	Y
325	RAKESH SINGH	MADHYA PRADESH	Jabalpur	BJP	48	92,31,699 92 Lacs+	28,18,199 28 Lacs+	64,13,500 64 Lacs+	0	Y
326	DARSNABEN VIKRAMBHAI JAR-DOS	GUJARAT	Surat	BJP	48	90,21,338 90 Lacs+	17,91,338 17 Lacs+	72,30,000 72 Lacs+	395000 3 Lacs+	Y
327	ADV A SAMPATH	KERALA	Attingal	CPM	46	89,99,000 89 Lacs+	8,49,000 8 Lacs+	81,50,000 81 Lacs+	2168159 21 Lacs+	Y
328	SHIVRAJ BHAIYA	MADHYA PRADESH	Damoh	BJP	68	89,29,326 89 Lacs+	14,17,122 14 Lacs+	75,12,204 75 Lacs+	286513 2 Lacs+	N
329	ANANDAN M	TAMIL NADU	Viluppuram	ADMK	58	89,28,674 89 Lacs+	10,23,674 10 Lacs+	79,05,000 79 Lacs+	0	Y
330	MAHENDRASINH PRUTHVISINH CHAUHAN	GUJARAT	Sabarkantha	BJP	55	88,42,370 88 Lacs+	36,42,370 36 Lacs+	52,00,000 52 Lacs+	0	Y
331	ABU HASEM KHAN CHOUDHURY	WEST BENGAL	Maldaha Dakshin	INC	65	87,82,797 87 Lacs+	9,62,797 9 Lacs+	78,20,000 78 Lacs+	0	N
332	RATNA DE	WEST BENGAL	Hooghly	AITC	57	87,30,448 87 Lacs+	71,60,448 71 Lacs+	15,70,000 15 Lacs+	0	Y
333	GIRIJA VYAS	RAJASTHAN	Chittorgarh	INC	62	87,21,354 87 Lacs+	57,21,354 57 Lacs+	30,00,000 30 Lacs+	0	Y
334	MANIAN O.S	TAMIL NADU	Mayiladuthurai	ADMK	53	86,35,089 86 Lacs+	27,80,089 27 Lacs+	58,55,000 58 Lacs+	2000000 20 Lacs+	N
335	ANUP KUMAR SAHA	WEST BENGAL	Bardhaman Purba	CPM	53	86,22,944 86 Lacs+	35,80,944 35 Lacs+	50,42,000 50 Lacs+	0	Y
336	KONAKALLA NARAYANA RAO	ANDHRA PRADESH	Machilipatnam	TDP	59	86,16,000 86 Lacs+	19,80,000 19 Lacs+	66,36,000 66 Lacs+	3787000 37 Lacs+	Y

S No	NAME	State	Constituency	Party	Age	Total Assets (Rs)	Movable Assets (Rs)	Immovable Assets (Rs)	Liabilities (Rs.)	PAN given
337	ANANT GEETE	MAHARASHTRA	Raigad	SHS	58	85,55,617 85 Lacs+	35,55,617 35 Lacs+	50,00,000 50 Lacs+	0	Y
338	MITHLESH	UTTAR PRADESH	Shahjahanpur	SP	48	85,35,655 85 Lacs+	45,18,655 45 Lacs+	40,17,000 40 Lacs+	1045441 10 Lacs+	Y
339	CHAVAN HARISH- CHANDRA DE- ORAM	MAHARASHTRA	Dindori	BJP	57	85,15,581 85 Lacs+	42,05,581 42 Lacs+	43,10,000 43 Lacs+	1520114 15 Lacs+	Y
340	SOHAN POTAI	CHHATTISGARH	Kanker	BJP	49	82,61,296 82 Lacs+	27,32,796 27 Lacs+	55,28,500 55 Lacs+	0	N
341	SHIBU SOREN	JHARKHAND	Dumka	JMM	64	82,29,419 82 Lacs+	32,02,414 32 Lacs+	50,27,005 50 Lacs+	7265635 72 Lacs+	Y
342	AHIR HANSARAJ GANGARAM	MAHARASHTRA	Chandrapur	BJP	54	80,84,050 80 Lacs+	29,85,550 29 Lacs+	50,98,500 50 Lacs+	262243 2 Lacs+	Y
343	KIRODI LAL	RAJASTHAN	Dausa	IND	57	80,80,496 80 Lacs+	26,80,496 26 Lacs+	54,00,000 54 Lacs+	0	Y
344	NIKHIL KUMAR CHODHARY	BIHAR	Katihar	BJP	63	80,18,754 80 Lacs+	16,18,754 16 Lacs+	64,00,000 64 Lacs+	802308 8 Lacs+	N
345	DR. BALIRAM	UTTAR PRADESH	Lalganj	BSP	56	80,03,128 80 Lacs+	9,25,864 9 Lacs+	70,77,264 70 Lacs+	638922 6 Lacs+	Y
346	ASHOK ARGAL	MADHYA PRADESH	Bhind	BJP	39	79,53,043 79 Lacs+	34,27,143 34 Lacs+	45,25,900 45 Lacs+	100000 1 Lacs+	Y
347	HARIBHAU MAD- HAV JAWALE	MAHARASHTRA	Raver	BJP	55	78,42,881 78 Lacs+	24,98,381 24 Lacs+	53,44,500 53 Lacs+	629917 6 Lacs+	Y
348	MAHADEV SINGH	RAJASTHAN	Sikar	INC	66	77,84,000 77 Lacs+	18,09,000 18 Lacs+	59,75,000 59 Lacs+	0	Y
349	SUMITRA MA- HAJAN (TAI)	MADHYA PRADESH	Indore	BJP	65	77,62,806 77 Lacs+	16,51,556 16 Lacs+	61,11,250 61 Lacs+	4429400 44 Lacs+	Y
350	S PAKKIRAPPA	KARNATAKA	Raichur	BJP	51	77,36,230 77 Lacs+	26,50,720 26 Lacs+	50,85,510 50 Lacs+	0	Y
351	ELANGO VAN T.K.S	TAMIL NADU	Chennai North	DMK	54	76,68,627 76 Lacs+	26,68,627 26 Lacs+	50,00,000 50 Lacs+	35000 35 Thou+	Y

S No	NAME	State	Constituency	Party	Age	Total Assets (Rs)	Movable Assets (Rs)	Immovable Assets (Rs)	Liabilities (Rs.)	PAN given
352	RADHA MOHAN SINGH	BIHAR	Purvi Cham-paran	BJP	59	76,29,444 76 Lacs+	20,04,444 20 Lacs+	56,25,000 56 Lacs+	184731 1 Lacs+	Y
353	RAMEN DEKA	ASSAM	Mangaldoi	BJP	55	75,79,967 75 Lacs+	19,09,967 19 Lacs+	56,70,000 56 Lacs+	9,000 9 Hund+	Y
354	PALANIMANICKAM. S. S	TAMIL NADU	Thanjavur	DMK	58	75,23,592 75 Lacs+	47,78,592 47 Lacs+	27,45,000 27 Lacs+	2841136 28 Lacs+	Y
355	SYED SHAHNAWAZ HUSSAIN	BIHAR	Bhagalpur	BJP	40	74,72,000 74 Lacs+	26,72,000 26 Lacs+	48,00,000 48 Lacs+	101000 1 Lacs+	Y
356	GANESH SINGH	MADHYA PRADESH	Satna	BJP	46	73,72,032 73 Lacs+	48,97,032 48 Lacs+	24,75,000 24 Lacs+	16585 16 Thou+	Y
357	K SUDHAKARAN KAVINTE ARIKATHU	KERALA	Kannur	INC	60	73,59,040 73 Lacs+	21,09,040 21 Lacs+	52,50,000 52 Lacs+	600000 6 Lacs+	N
358	PRABHATSINH PRATAPSINH CHAUHAN	GUJARAT	Panchmahal	BJP	67	72,55,000 72 Lacs+	11,85,000 11 Lacs+	60,70,000 60 Lacs+	0	Y
359	DINESH CHANDRA YADAV	BIHAR	Khagaria	JD(U)	50	72,05,506 72 Lacs+	42,30,506 42 Lacs+	29,75,000 29 Lacs+	15922 15 Thou+	Y
360	VIJAYAN A K S	TAMIL NADU	Nagapattinam	DMK	47	72,05,000 72 Lacs+	37,85,000 37 Lacs+	34,20,000 34 Lacs+	1127000 11 Lacs+	Y
361	JYOTI DHURVE	MADHYA PRADESH	Betul	BJP	43	71,35,000 71 Lacs+	30,20,000 30 Lacs+	41,15,000 41 Lacs+	638122 6 Lacs+	Y
362	KAUSHALENDRA KUMAR	BIHAR	Nalanda	JD(U)	44	71,33,058 71 Lacs+	7,33,058 7 Lacs+	64,00,000 64 Lacs+	227065 2 Lacs+	N
363	GV HARSHA KUMAR	ANDHRA PRADESH	Amalapuram	INC	50	70,89,000 70 Lacs+	4,39,000 4 Lacs+	66,50,000 66 Lacs+	1014298 10 Lacs+	Y
364	DR. SHAFIQUIR RAHMAN BARQ	UTTAR PRADESH	Sambhal	BSP	76	70,59,763 70 Lacs+	27,09,763 27 Lacs+	43,50,000 43 Lacs+	0	Y
365	THAMARAISELVAN. R	TAMIL NADU	Dharmapuri	DMK	45	70,31,808 70 Lacs+	0	70,31,808 70 Lacs+	460146 4 Lacs+	Y
366	PRABHABEN KISHOR RESINH TAVIAD	GUJARAT	Dahod	INC	54	68,23,687 68 Lacs+	12,73,687 12 Lacs+	55,50,000 55 Lacs+	0	Y

S No	NAME	State	Constituency	Party	Age	Total Assets (Rs)	Movable Assets (Rs)	Immovable Assets (Rs)	Liabilities (Rs.)	PAN given
367	CHANDULAL SAHU (CHANDU BHAIYA)	CHHATTISGARH	Mahasamund	BJP	49	68,05,000 68 Lacs+	4,05,000 4 Lacs+	64,00,000 64 Lacs+	1300000 13 Lacs+	N
368	RAGHUVVEER SINGH	RAJASTHAN	Udaipur	INC	48	67,53,883 67 Lacs+	8,53,883 8 Lacs+	59,00,000 59 Lacs+	1750000 17 Lacs+	Y
369	MAHESWER HAZ-ARI	BIHAR	Samastipur	JD(U)	38	66,94,921 66 Lacs+	16,54,921 16 Lacs+	50,40,000 50 Lacs+	1054356 10 Lacs+	Y
370	VISHWA MOHAN KUMAR	BIHAR	Supaul	JD(U)	47	66,89,616 66 Lacs+	11,89,616 11 Lacs+	55,00,000 55 Lacs+	440179 4 Lacs+	Y
371	NIRMAL KHATRI	UTTAR PRADESH	Faizabad	INC	58	66,70,000 66 Lacs+	11,70,000 11 Lacs+	55,00,000 55 Lacs+	5771 5 Thou+	Y
372	AGATHA K. SANG-MA	MEGHALAYA	Tura	NCP	28	66,44,295 66 Lacs+	16,44,295 16 Lacs+	50,00,000 50 Lacs+	0	Y
373	JAGDA NAND SINGH	BIHAR	Buxar	RJD	65	66,14,488 66 Lacs+	4,23,888 4 Lacs+	61,90,600 61 Lacs+	12263 12 Thou+	Y
374	KAISAR JAHAN	UTTAR PRADESH	Sitapur	BSP	35	65,53,956 65 Lacs+	43,65,956 43 Lacs+	21,88,000 21 Lacs+	4896 4 Thou+	Y
375	TARA CHAND	RAJASTHAN	Banswara	INC	55	65,18,752 65 Lacs+	26,08,017 26 Lacs+	39,10,735 39 Lacs+	1122163 11 Lacs+	Y
376	ANANTHKUMAR HEGDE	KARNATAKA	Uttara Kannada	BJP	40	64,27,192 64 Lacs+	37,68,192 37 Lacs+	26,59,000 26 Lacs+	3955458 39 Lacs+	Y
377	ANNAYAGARI SAI PRATHAP	ANDHRA PRADESH	Rajampet	INC	64	62,28,356 62 Lacs+	9,53,356 9 Lacs+	52,75,000 52 Lacs+	605031 6 Lacs+	Y
378	ASHOK KUMAR RAWAT	UTTAR PRADESH	Misrikh	BSP	42	62,21,049 62 Lacs+	29,21,049 29 Lacs+	33,00,000 33 Lacs+	665426 6 Lacs+	Y
379	MAHABALI SINGH	BIHAR	Karakat	JD(U)	54	61,94,257 61 Lacs+	33,35,174 33 Lacs+	28,59,083 28 Lacs+	0	Y
380	JAYARAM PANGI	ORISSA	Koraput	BJD	53	61,82,372 61 Lacs+	12,19,872 12 Lacs+	49,62,500 49 Lacs+	0	Y
381	RAGHUVANSH PRASAD SINGH	BIHAR	Vaishali	RJD	62	61,69,238 61 Lacs+	13,00,038 13 Lacs+	48,69,200 48 Lacs+	315457 3 Lacs+	Y
382	GHANSYAM ANUR-AGI	UTTAR PRADESH	Jalaun	SP	35	61,25,833 61 Lacs+	31,75,833 31 Lacs+	29,50,000 29 Lacs+	200000 2 Lacs+	Y

S No	NAME	State	Constituency	Party	Age	Total Assets (Rs)	Movable Assets (Rs)	Immovable Assets (Rs)	Liabilities (Rs.)	PAN given
383	SHEESHAM OLA	RAJASTHAN	Jhunjhunu	INC	81	61,01,621 61 Lacs+	8,01,621 8 Lacs+	53,00,000 53 Lacs+	180965 1 Lacs+	Y
384	HASSAN KHAN	JAMMU & KASHMIR	Ladakh	IND	70	60,65,000 60 Lacs+	15,65,000 15 Lacs+	45,00,000 45 Lacs+	0	N
385	SULTAN AHMED	WEST BENGAL	Uluberia	AITC	56	60,26,230 60 Lacs+	30,26,230 30 Lacs+	30,00,000 30 Lacs+	3600555 36 Lacs+	Y
386	NARAMALLI SIVAPRASAD	ANDHRA PRADESH	Chittoor	TDP	57	60,11,000 60 Lacs+	5,11,000 5 Lacs+	55,00,000 55 Lacs+	0	Y
387	NAMO NARAYAN	RAJASTHAN	Tonk-Sawai Madhopur	INC	65	60,06,236 60 Lacs+	35,06,236 35 Lacs+	25,00,000 25 Lacs+	0	Y
388	KARIYA MUNDA	JHARKHAND	Khunti	BJP	72	59,89,638 59 Lacs+	14,89,638 14 Lacs+	45,00,000 45 Lacs+	133125 1 Lacs+	Y
389	KAILASH JOSHI	MADHYA PRADESH	Bhopal	BJP	79	58,85,927 58 Lacs+	30,85,927 30 Lacs+	28,00,000 28 Lacs+	0	Y
390	K. D. DESHMUKH	MADHYA PRADESH	Balaghat	BJP	60	57,43,597 57 Lacs+	21,43,597 21 Lacs+	36,00,000 36 Lacs+	857805 8 Lacs+	N
391	MURARILAL SINGH	CHHATTISGARH	Surguja	BJP	49	57,34,334 57 Lacs+	34,12,334 34 Lacs+	23,22,000 23 Lacs+	359500 3 Lacs+	Y
392	VISWANATHAN.P	TAMIL NADU	Kancheepuram	INC	44	56,85,495 56 Lacs+	16,69,695 16 Lacs+	40,15,800 40 Lacs+	2246494 22 Lacs+	Y
393	DHARMENDRA YADAV	UTTAR PRADESH	Badaun	SP	30	56,82,299 56 Lacs+	46,29,445 46 Lacs+	10,52,854 10 Lacs+	98000 98 Thou+	Y
394	BHAKTA CHARAN DAS	ORISSA	Kalahandi	INC	52	55,82,100 55 Lacs+	4,82,100 4 Lacs+	51,00,000 51 Lacs+	2061217 20 Lacs+	Y
395	TATHAGATA SATPA- THY	ORISSA	Dhenkanal	BJD	53	55,15,930 55 Lacs+	8,15,930 8 Lacs+	47,00,000 47 Lacs+	0	Y
396	CHINTA MOHAN	ANDHRA PRADESH	Tirupati	INC	54	55,12,900 55 Lacs+	12,85,000 12 Lacs+	42,27,900 42 Lacs+	557719 5 Lacs+	Y
397	RAJENDRASINH GHANSHYAMSINH RANA	GUJARAT	Bhavnagar	BJP	53	55,08,711 55 Lacs+	25,08,711 25 Lacs+	30,00,000 30 Lacs+	0	Y

S No	NAME	State	Constituency	Party	Age	Total Assets (Rs)	Movable Assets (Rs)	Immovable Assets (Rs)	Liabilities (Rs.)	PAN given
398	MAKNSINGH SO-LANKI (BABUJI)	MADHYA PRADESH	Khargone	BJP	55	54,38,265 54 Lacs+	8,38,265 8 Lacs+	46,00,000 46 Lacs+	204826 2 Lacs+	N
399	MANGANI LAL MANDAL	BIHAR	Jhanjharpur	JD(U)	60	53,98,793 53 Lacs+	8,02,208 8 Lacs+	45,96,585 45 Lacs+	1709884 17 Lacs+	Y
400	NALIN KUMAR KATEEL	KARNATAKA	Dakshina Kannada	BJP	42	53,91,279 53 Lacs+	26,41,279 26 Lacs+	27,50,000 27 Lacs+	459096 4 Lacs+	Y
401	C.L.RUALA	MIZORAM	Mizoram	INC	72	53,54,186 53 Lacs+	8,04,186 8 Lacs+	45,50,000 45 Lacs+	0	N
402	KUMAR.P	TAMIL NADU	Tiruchirappalli	ADMK	37	53,45,000 53 Lacs+	5,45,000 5 Lacs+	48,00,000 48 Lacs+	806395 8 Lacs+	Y
403	TUFANI SAROJ	UTTAR PRADESH	Machhlishahr	SP	48	53,36,163 53 Lacs+	6,38,124 6 Lacs+	46,98,039 46 Lacs+	0	Y
404	GOVIND PRASAD MISHRA	MADHYA PRADESH	Sidhi	BJP	60	51,87,425 51 Lacs+	6,87,425 6 Lacs+	45,00,000 45 Lacs+	0	N
405	JAGDISHBHAI MOTIJI THAKORE	GUJARAT	Patan	INC	51	50,44,198 50 Lacs+	10,79,298 10 Lacs+	39,64,900 39 Lacs+	1137691 11 Lacs+	Y
406	BHARAT RAM MEGHWAL	RAJASTHAN	Ganganagar	INC	53	50,16,000 50 Lacs+	9,16,000 9 Lacs+	41,00,000 41 Lacs+	400000 4 Lacs+	N
407	SANSUMA KHUNGGUR BWISWMUTHIARY	ASSAM	Kokrajhar	BPF	49	49,54,903 49 Lacs+	18,54,903 18 Lacs+	31,00,000 31 Lacs+	464860 4 Lacs+	Y
408	HARISH CHOUDHARY	RAJASTHAN	Barmer	INC	38	49,53,849 49 Lacs+	42,81,349 42 Lacs+	6,72,500 6 Lacs+	1295813 12 Lacs+	Y
409	MIRZA MEHBOOB BEG	JAMMU & KASHMIR	Anantnag	JKN	59	48,50,000 48 Lacs+	13,50,000 13 Lacs+	35,00,000 35 Lacs+	0	N
410	DEVIDHAN BESRA	JHARKHAND	Rajmahal	BJP	69	48,28,559 48 Lacs+	8,48,559 8 Lacs+	39,80,000 39 Lacs+	0	Y
411	SIDHANT MOHAPATRA	ORISSA	Berhampur	BJD	42	48,00,264 48 Lacs+	9,50,264 9 Lacs+	38,50,000 38 Lacs+	118884 1 Lacs+	Y
412	SRIKANTA KUMAR JENA	ORISSA	Balasore	INC	58	47,62,407 47 Lacs+	19,39,551 19 Lacs+	28,22,856 28 Lacs+	862820 8 Lacs+	Y



S No	NAME	State	Constituency	Party	Age	Total Assets (Rs)	Movable Assets (Rs)	Immovable Assets (Rs)	Liabilities (Rs.)	PAN given
413	ADHIKARI SUVEN-DU	WEST BENGAL	Tamluk	AITC	39	47,51,934 47 Lacs+	13,73,684 13 Lacs+	33,78,250 33 Lacs+	0	Y
414	NARANBHAI BHIKHABHAI KACHHADIYA	GUJARAT	Amreli	BJP	53	47,48,283 47 Lacs+	11,47,283 11 Lacs+	36,01,000 36 Lacs+	300000 3 Lacs+	N
415	RAMKISHUN	UTTAR PRADESH	Chandauli	SP	49	46,72,785 46 Lacs+	7,51,964 7 Lacs+	39,20,821 39 Lacs+	0	N
416	LALIT MOHAN SUKLABAIDYA	ASSAM	Karimganj	INC	68	46,44,051 46 Lacs+	22,44,051 22 Lacs+	24,00,000 24 Lacs+	0	Y
417	KUNVARJIBHAI MO-HANBHAI BAVALIYA	GUJARAT	Rajkot	INC	54	45,60,852 45 Lacs+	16,60,852 16 Lacs+	29,00,000 29 Lacs+	159471 1 Lacs+	Y
418	BIBHU PRASAD TARAI	ORISSA	Jagatsinghpur	CPI	42	44,60,251 44 Lacs+	40,72,251 40 Lacs+	3,88,000 3 Lacs+	43000 43 Thou+	N
419	BAIDYANATH PRASAD MAHTO	BIHAR	Valmiki Nagar	JD(U)	51	44,28,802 44 Lacs+	13,28,802 13 Lacs+	31,00,000 31 Lacs+	519415 5 Lacs+	Y
420	RAJARAM PAL	UTTAR PRADESH	Akbarpur	INC	48	44,00,000 44 Lacs+	4,00,000 4 Lacs+	40,00,000 40 Lacs+	838099 8 Lacs+	Y
421	RUDRA MADHAB RAY	ORISSA	Kandhamal	BJD	71	43,87,647 43 Lacs+	12,67,647 12 Lacs+	31,20,000 31 Lacs+	566588 5 Lacs+	Y
422	DHANANJAY SINGH	UTTAR PRADESH	Jaunpur	BSP	33	43,62,656 43 Lacs+	43,62,656 43 Lacs+	0	6,78,982 6 Lacs+	Y
423	SANJAY DINA PATIL	MAHARASHTRA	Mumbai North East	NCP	40	43,23,503 43 Lacs+	34,23,503 34 Lacs+	9,00,000 9 Lacs+	0	Y
424	PREMDAS	UTTAR PRADESH	Etawah	SP	49	42,28,828 42 Lacs+	5,23,828 5 Lacs+	37,05,000 37 Lacs+	0	N
425	RAJAIAH SIRICILLA	ANDHRA PRADESH	Warangal	INC	55	42,24,704 42 Lacs+	6,86,970 6 Lacs+	35,37,734 35 Lacs+	1461167 14 Lacs+	Y
426	SUDIP BANDYO-PADHYAY	WEST BENGAL	Kolkata Uttar	AITC	57	41,87,479 41 Lacs+	22,71,479 22 Lacs+	19,16,000 19 Lacs+	196506 1 Lacs+	Y
427	GOPAL SINGH	RAJASTHAN	Rajsamand	INC	58	41,06,255 41 Lacs+	17,32,005 17 Lacs+	23,74,250 23 Lacs+	489648 4 Lacs+	Y
428	BHUDEO CHOUD-HARY	BIHAR	Jamui	JD(U)	46	40,79,000 40 Lacs+	15,29,000 15 Lacs+	25,50,000 25 Lacs+	289192 2 Lacs+	N

S No	NAME	State	Constituency	Party	Age	Total Assets (Rs)	Movable Assets (Rs)	Immovable Assets (Rs)	Liabilities (Rs.)	PAN given
429	GANDHISELVAN.S	TAMIL NADU	Namakkal	DMK	46	40,70,482 40 Lacs+	18,47,082 18 Lacs+	22,23,400 22 Lacs+	0	Y
430	MOHAMMAD AS-RARUL HAQUE	BIHAR	Kishanganj	INC	62	39,96,860 39 Lacs+	3,46,860 3 Lacs+	36,50,000 36 Lacs+	0	Y
431	ZAFAR ALI NAQVI	UTTAR PRADESH	Kheri	INC	61	39,79,881 39 Lacs+	12,97,381 12 Lacs+	26,82,500 26 Lacs+	0	Y
432	ADV P T THOMAS	KERALA	Idukki	INC	59	39,79,094 39 Lacs+	6,79,094 6 Lacs+	33,00,000 33 Lacs+	448284 4 Lacs+	Y
433	C.M. CHANG	NAGALAND	Nagaland	NPF	65	39,75,000 39 Lacs+	4,75,000 4 Lacs+	35,00,000 35 Lacs+	0	N
434	SAUGATA RAY	WEST BENGAL	Dum Dum	AITC	61	39,71,408 39 Lacs+	34,71,408 34 Lacs+	5,00,000 5 Lacs+	0	Y
435	HEMANAND BISWAL	ORISSA	Sundargarh	INC	67	39,65,199 39 Lacs+	9,65,199 9 Lacs+	30,00,000 30 Lacs+	0	Y
436	PASHUPATI NATH SINGH	JHARKHAND	Dhanbad	BJP	60	39,43,516 39 Lacs+	13,38,845 13 Lacs+	26,04,671 26 Lacs+	0	Y
437	AMARNATH PRAD-HAN	ORISSA	Sambalpur	INC	51	39,25,000 39 Lacs+	37,04,000 37 Lacs+	2,21,000 2 Lacs+	466494 4 Lacs+	Y
438	BHOLASINGH	BIHAR	Nawada	BJP	70	38,93,000 38 Lacs+	11,93,000 11 Lacs+	27,00,000 27 Lacs+	360000 3 Lacs+	Y
439	E AHAMED	KERALA	Malappuram	MUL	70	38,87,709 38 Lacs+	29,87,709 29 Lacs+	9,00,000 9 Lacs+	0	Y
440	KALIYAN SINGH	UTTAR PRADESH	Etah	IND	54	38,80,000 38 Lacs+	3,80,000 3 Lacs+	35,00,000 35 Lacs+	0	N
441	NARAYANSINGH AMLABE	MADHYA PRADESH	Rajgarh	INC	58	38,08,133 38 Lacs+	8,60,493 8 Lacs+	29,47,640 29 Lacs+	161617 1 Lacs+	N
442	BAJU BAN RIYAN	TRIPURA	Tripura East	CPM	67	36,95,981 36 Lacs+	28,97,080 28 Lacs+	7,98,901 7 Lacs+	0	Y
443	GURUDAS DAS-GUPTA	WEST BENGAL	Ghatal	CPI	73	36,54,001 36 Lacs+	30,04,001 30 Lacs+	6,50,000 6 Lacs+	0	Y
444	DR. MONAZIR HAS-SAN	BIHAR	Begusarai	JD(U)	51	35,83,898 35 Lacs+	10,28,898 10 Lacs+	25,55,000 25 Lacs+	1682852 16 Lacs+	Y

S No	NAME	State	Constituency	Party	Age	Total Assets (Rs)	Movable Assets (Rs)	Immovable Assets (Rs)	Liabilities (Rs.)	PAN given
445	KAMALADEVI PATALE	CHHATTISGARH	Janjgir-Champa	BJP	43	35,56,426 35 Lacs+	9,74,626 9 Lacs+	25,81,800 25 Lacs+	80000 80 Thou+	Y
446	K C VENUGOPAL	KERALA	Alappuzha	INC	46	35,33,704 35 Lacs+	4,33,704 4 Lacs+	31,00,000 31 Lacs+	203374 2 Lacs+	N
447	KHAGEN DAS	TRIPURA	Tripura West	CPM	71	34,92,580 34 Lacs+	20,64,354 20 Lacs+	14,28,226 14 Lacs+	0	Y
448	SUBHASH BAPURAO WANKHEDE	MAHARASHTRA	Hingoli	SHS	46	34,88,000 34 Lacs+	12,90,000 12 Lacs+	21,98,000 21 Lacs+	484000 4 Lacs+	Y
449	VIRENDER KASHYAP	HIMACHAL PRADESH	Shimla	BJP	58	34,34,928 34 Lacs+	5,55,552 5 Lacs+	28,79,376 28 Lacs+	0	Y
450	RAMESH RATHOD	ANDHRA PRADESH	Adilabad	TDP	43	34,10,000 34 Lacs+	14,65,000 14 Lacs+	19,45,000 19 Lacs+	815241 8 Lacs+	Y
451	PRADEEP KUMAR JAIN	UTTAR PRADESH	Jhansi	INC	46	33,83,718 33 Lacs+	19,91,718 19 Lacs+	13,92,000 13 Lacs+	0	Y
452	JAYSHREEBEN KAN-UBHAI PATEL	GUJARAT	Mahesana	BJP	50	33,43,068 33 Lacs+	5,93,068 5 Lacs+	27,50,000 27 Lacs+	239567 2 Lacs+	Y
453	PURNAMASI RAM	BIHAR	Gopalganj	JD(U)	52	33,18,062 33 Lacs+	19,66,562 19 Lacs+	13,51,500 13 Lacs+	598329 5 Lacs+	Y
454	MULLAPPALLY RA-MACHANDRAN	KERALA	Vadakara	INC	64	33,16,300 33 Lacs+	19,21,300 19 Lacs+	13,95,000 13 Lacs+	502346 5 Lacs+	N
455	MANICKA TAGORE	TAMIL NADU	Virudhunagar	INC	36	33,13,910 33 Lacs+	13,62,210 13 Lacs+	19,51,700 19 Lacs+	4387 4 Thou+	Y
456	ACHARIA BASUDEB	WEST BENGAL	Bankura	CPM	67	32,49,037 32 Lacs+	26,66,037 26 Lacs+	5,83,000 5 Lacs+	0	Y
457	KABIR SUMAN	WEST BENGAL	Jadavpur	AITC	59	32,06,685 32 Lacs+	5,58,304 5 Lacs+	26,48,381 26 Lacs+	0	Y
458	NARENDRA SINGH TOMAR	MADHYA PRADESH	Morena	BJP	49	31,25,703 31 Lacs+	8,25,703 8 Lacs+	23,00,000 23 Lacs+	1780000 17 Lacs+	Y
459	WASNIK MUKUL BALKRISHNA	MAHARASHTRA	Ramtek	INC	49	31,11,932 31 Lacs+	8,00,860 8 Lacs+	23,11,072 23 Lacs+	0	Y

S No	NAME	State	Constituency	Party	Age	Total Assets (Rs)	Movable Assets (Rs)	Immovable Assets (Rs)	Liabilities (Rs.)	PAN given
460	SUDERSHAN BHAGAT	JHARKHAND	Lohardaga	BJP	40	30,93,207 30 Lacs+	10,08,207 10 Lacs+	20,85,000 20 Lacs+	236750 2 Lacs+	Y
461	EKNATH M. GAIK- WAD	MAHARASHTRA	Mumbai South Central	INC	69	30,88,408 30 Lacs+	14,92,420 14 Lacs+	15,95,988 15 Lacs+	0	Y
462	NARAHARI MA- HATO	WEST BENGAL	Purulia	AIFB	54	30,86,000 30 Lacs+	3,66,000 3 Lacs+	27,20,000 27 Lacs+	400000 4 Lacs+	Y
463	MOHAN JENA	ORISSA	Jajpur	BJD	52	30,46,404 30 Lacs+	9,86,404 9 Lacs+	20,60,000 20 Lacs+	0	Y
464	OMPRAKASHYA- DAV	BIHAR	Siwan	IND	43	30,32,500 30 Lacs+	4,32,500 4 Lacs+	26,00,000 26 Lacs+	0	N
465	RAM SUNDAR DAS	BIHAR	Hajipur	JD(U)	88	30,31,466 30 Lacs+	1,40,767 1 Lacs+	28,90,699 28 Lacs+	1116705 11 Lacs+	Y
466	SURESH KUMAR SHETKAR	ANDHRA PRADESH	Zahirabad	INC	46	30,11,999 30 Lacs+	14,92,000 14 Lacs+	15,19,999 15 Lacs+	0	Y
467	K P DHANAPALAN	KERALA	Chalakudy	INC	59	29,43,864 29 Lacs+	1,93,864 1 Lacs+	27,50,000 27 Lacs+	0	N
468	ARJUN ROY	BIHAR	Sitamarhi	JD(U)	37	29,07,058 29 Lacs+	12,78,556 12 Lacs+	16,28,502 16 Lacs+	465900 4 Lacs+	Y
469	MAHENDRA KU- MAR ROY	WEST BENGAL	Jalpaiguri	CPM	54	28,78,591 28 Lacs+	15,28,591 15 Lacs+	13,50,000 13 Lacs+	0	Y
470	N PEETHAMBAR- AKURUP	KERALA	Kollam	INC	66	28,10,132 28 Lacs+	2,55,132 2 Lacs+	25,55,000 25 Lacs+	0	N
471	RAJENDRA AGAR- WAL	UTTAR PRADESH	Meerut	BJP	59	27,60,630 27 Lacs+	27,60,630 27 Lacs+	0	3,15,620 3 Lacs+	N
472	BALKRISHNA KHANDERAO SHUKLA	GUJARAT	Vadodara	BJP	45	26,62,058 26 Lacs+	17,30,470 17 Lacs+	9,31,588 9 Lacs+	216512 2 Lacs+	Y
473	CHOUDHURY MO- HAN JATUA	WEST BENGAL	Mathurapur	AITC	71	25,85,000 25 Lacs+	2,70,000 2 Lacs+	23,15,000 23 Lacs+	0	N
474	ARJUN RAM MEGH- WAL	RAJASTHAN	Bikaner	BJP	55	25,63,467 25 Lacs+	19,48,467 19 Lacs+	6,15,000 6 Lacs+	0	Y

S No	NAME	State	Constituency	Party	Age	Total Assets (Rs)	Movable Assets (Rs)	Immovable Assets (Rs)	Liabilities (Rs.)	PAN given
475	GOBINDA CHAN-DRA NASKAR	WEST BENGAL	Bangaon	AITC	67	25,49,515 25 Lacs+	14,99,315 14 Lacs+	10,50,200 10 Lacs+	0	N
476	VIRENDRA KUMAR	MADHYA PRADESH	Tikamgarh	BJP	55	25,48,466 25 Lacs+	16,68,466 16 Lacs+	8,80,000 8 Lacs+	0	Y
477	DIP GOGOI	ASSAM	Kaliabor	INC	57	25,39,058 25 Lacs+	7,90,011 7 Lacs+	17,49,047 17 Lacs+	0	Y
478	JADHAV BALIRAM SUKUR	MAHARASHTRA	Palghar	BVA	55	24,79,053 24 Lacs+	15,69,053 15 Lacs+	9,10,000 9 Lacs+	0	N
479	MANSUKHBHAI DHANJIBHAI VASAVA	GUJARAT	Bharuch	BJP	52	24,41,000 24 Lacs+	8,41,000 8 Lacs+	16,00,000 16 Lacs+	833462 8 Lacs+	Y
480	SAKTI MOHAN MALIK	WEST BENGAL	Arambag	CPM	49	24,15,310 24 Lacs+	3,68,850 3 Lacs+	20,46,460 20 Lacs+	108000 1 Lacs+	Y
481	SK. SAIDUL HAQUE	WEST BENGAL	Bardhaman-Durgapur	CPM	55	24,14,520 24 Lacs+	4,16,520 4 Lacs+	19,98,000 19 Lacs+	128172 1 Lacs+	Y
482	BIJOYA CHAKRA-VARTY	ASSAM	Gauhati	BJP	70	23,70,000 23 Lacs+	3,70,000 3 Lacs+	20,00,000 20 Lacs+	0	Y
483	THIRUMAVALA-VAN, THOL	TAMIL NADU	Chidambaram	VCK	46	23,47,700 23 Lacs+	9,60,400 9 Lacs+	13,87,300 13 Lacs+	881000 8 Lacs+	N
484	RAMASHANKAR RAJBHAR	UTTAR PRADESH	Salempur	BSP	48	23,05,500 23 Lacs+	3,05,500 3 Lacs+	20,00,000 20 Lacs+	0	N
485	VISHU DEO SAI	CHHATTISGARH	Raigarh	BJP	45	23,02,000 23 Lacs+	9,52,000 9 Lacs+	13,50,000 13 Lacs+	0	Y
486	SHETTI RAJU ALIAS DEVAPPA ANNA	MAHARASHTRA	Hatkanangle	SWP	41	22,53,785 22 Lacs+	14,73,785 14 Lacs+	7,80,000 7 Lacs+	104341 1 Lacs+	Y
487	PRABODH PANDA	WEST BENGAL	Medinipur	CPI	63	22,30,746 22 Lacs+	4,67,301 4 Lacs+	17,63,445 17 Lacs+	362156 3 Lacs+	Y
488	TUSHARBHAI AMARSINHBHAI CHAUDHARY	GUJARAT	Bardoli	INC	42	22,13,661 22 Lacs+	13,12,161 13 Lacs+	9,01,500 9 Lacs+	0	Y
489	ADITYA NATH	UTTAR PRADESH	Gorakhpur	BJP	36	21,82,212 21 Lacs+	21,82,212 21 Lacs+	0	0	Y

S No	NAME	State	Constituency	Party	Age	Total Assets (Rs)	Movable Assets (Rs)	Immovable Assets (Rs)	Liabilities (Rs.)	PAN given
490	BABU LAL MA-RANDI	JHARKHAND	Kodarma	JVM	51	21,37,675 21 Lacs+	8,37,675 8 Lacs+	13,00,000 13 Lacs+	0	Y
491	KABINDRA PURKAY-ASTHA	ASSAM	Silchar	BJP	76	20,98,543 20 Lacs+	57,546 57 Thou+	20,40,997 20 Lacs+	81,279 81 Thou+	Y
492	VENUGOPAL.P	TAMIL NADU	Tiruvallur	ADMK	57	20,74,236 20 Lacs+	6,99,236 6 Lacs+	13,75,000 13 Lacs+	350000 3 Lacs+	Y
493	DARA SINGH CHAU-HAN	UTTAR PRADESH	Ghosi	BSP	50	20,42,000 20 Lacs+	6,42,000 6 Lacs+	14,00,000 14 Lacs+	927848 9 Lacs+	N
494	MAUSAM NOOR	WEST BENGAL	Maldaha Uttar	INC	27	19,47,359 19 Lacs+	2,07,359 2 Lacs+	17,40,000 17 Lacs+	234488 2 Lacs+	Y
495	MANOHAR TIRKEY	WEST BENGAL	Alipurduars	RSP	56	19,08,725 19 Lacs+	18,48,725 18 Lacs+	60,000 60 Thou+	0	N
496	DR. TARUN MON-DAL	WEST BENGAL	Jaynagar	IND	50	18,56,636 18 Lacs+	16,02,636 16 Lacs+	2,54,000 2 Lacs+	5600 5 Thou+	Y
497	JITENDER SINGH	HARYANA	Sonipat	INC	40	17,79,080 17 Lacs+	17,79,080 17 Lacs+	0	0	Y
498	THANGSO BAITE	MANIPUR	Outer Manipur	INC	56	17,78,418 17 Lacs+	3,28,418 3 Lacs+	14,50,000 14 Lacs+	880000 8 Lacs+	N
499	NATARAJAN.P.R.	TAMIL NADU	Coimbatore	CPM	59	17,67,722 17 Lacs+	8,67,722 8 Lacs+	9,00,000 9 Lacs+	0	N
500	PAKAURI LAL	UTTAR PRADESH	Robertsganj	SP	57	17,62,515 17 Lacs+	8,12,515 8 Lacs+	9,50,000 9 Lacs+	0	N
501	CH. LAL SINGH	JAMMU & KASHMIR	Udhampur	INC	50	17,62,378 17 Lacs+	7,62,378 7 Lacs+	10,00,000 10 Lacs+	2650000 26 Lacs+	Y
502	ABDUL MANNAN HOSSAIN	WEST BENGAL	Murshidabad	INC	56	17,09,788 17 Lacs+	3,53,163 3 Lacs+	13,56,625 13 Lacs+	1006391 10 Lacs+	Y
503	SANJAY BHOI	ORISSA	Bargarh	INC	35	17,00,000 17 Lacs+	3,00,000 3 Lacs+	14,00,000 14 Lacs+	0	Y
504	KODIKUNNIL SURESH	KERALA	Mavelikkara	INC	46	16,74,747 16 Lacs+	2,80,497 2 Lacs+	13,94,250 13 Lacs+	77211 77 Thou+	N
505	KAMLESH PASWAN	UTTAR PRADESH	Bansgaon	BJP	33	16,68,000 16 Lacs+	8,98,000 8 Lacs+	7,70,000 7 Lacs+	0	Y

S No	NAME	State	Constituency	Party	Age	Total Assets (Rs)	Movable Assets (Rs)	Immovable As-sets (Rs)	Liabilities (Rs.)	PAN given
506	DR. THOKCHOM MEINYA	MANIPUR	Inner Manipur	INC	58	16,39,200 16 Lacs+	5,49,200 5 Lacs+	10,90,000 10 Lacs+	0	Y
507	PRASANTA KUMAR MAJUMDAR	WEST BENGAL	Balurghat	RSP	68	16,16,872 16 Lacs+	72,585 72 Thou+	15,44,287 15 Lacs+	0	N
508	PRADEEP TAMTA	UTTARAKHAND	Almora	INC	47	15,90,000 15 Lacs+	1,10,000 1 Lacs+	14,80,000 14 Lacs+	0	Y
509	KISANBHAI VESTAB-HAI PATEL	GUJARAT	Valsad	INC	46	15,20,245 15 Lacs+	15,20,245 15 Lacs+	0	0	Y
510	DR. RAMSHANKAR	UTTAR PRADESH	Agra	BJP	43	15,11,000 15 Lacs+	12,11,000 12 Lacs+	3,00,000 3 Lacs+	639959 6 Lacs+	Y
511	PULIN BIHARI BASKE	WEST BENGAL	Jhargram	CPM	40	14,84,298 14 Lacs+	7,34,298 7 Lacs+	7,50,000 7 Lacs+	0	N
512	PRASANNA KUMAR PATASANI	ORISSA	Bhubaneswar	BJD	66	14,77,178 14 Lacs+	2,52,178 2 Lacs+	12,25,000 12 Lacs+	0	N
513	HARI MANUJI	BIHAR	Gaya	BJP	47	14,71,374 14 Lacs+	3,74,374 3 Lacs+	10,97,000 10 Lacs+	389075 3 Lacs+	Y
514	ANTO ANTONY	KERALA	Pathanamthitta	INC	52	14,24,205 14 Lacs+	9,62,637 9 Lacs+	4,61,568 4 Lacs+	1706713 17 Lacs+	Y
515	BANSAGOPAL CHOWDHURY	WEST BENGAL	Asansol	CPM	49	14,23,763 14 Lacs+	3,73,763 3 Lacs+	10,50,000 10 Lacs+	0	Y
516	M K RAGHAVAN	KERALA	Kozhikode	INC	57	14,09,694 14 Lacs+	2,09,694 2 Lacs+	12,00,000 12 Lacs+	1055000 10 Lacs+	N
517	KAMAL KISHOR	UTTAR PRADESH	Bahraich	INC	57	13,73,495 13 Lacs+	2,76,495 2 Lacs+	10,97,000 10 Lacs+	0	N
518	PONNAM PRABHA-KAR	ANDHRA PRADESH	Karimnagar	INC	41	12,87,000 12 Lacs+	12,87,000 12 Lacs+	0	0	Y
519	SHRI BISHNU PADA RAY	ANDAMAN & NICO-BAR ISLANDS	Andaman & Nicobar Islands	BJP	59	12,41,034 12 Lacs+	6,28,534 6 Lacs+	6,12,500 6 Lacs+	0	Y
520	MADHUSUDAN YADAV	CHHATTISGARH	Rajnandgaon	BJP	38	11,65,680 11 Lacs+	11,65,680 11 Lacs+	0	0	Y

S No	NAME	State	Constituency	Party	Age	Total Assets (Rs)	Movable Assets (Rs)	Immovable As-sets (Rs)	Liabilities (Rs.)	PAN given
521	SK. NURUL ISLAM	WEST BENGAL	Basirhat	AITC	46	11,55,500 11 Lacs+	5,55,500 5 Lacs+	6,00,000 6 Lacs+	807500 8 Lacs+	Y
522	NRIPENDRA NATH RAY	WEST BENGAL	Coochbehar	AIFB	49	11,33,170 11 Lacs+	2,33,170 2 Lacs+	9,00,000 9 Lacs+	0	N
523	MEENAKSHI NA-TRAJAN	MADHYA PRADESH	Mandsour	INC	36	11,26,966 11 Lacs+	11,26,966 11 Lacs+	0	0	N
524	M B RAJESH	KERALA	Palakkad	CPM	38	11,05,474 11 Lacs+	2,05,474 2 Lacs+	9,00,000 9 Lacs+	504893 5 Lacs+	N
525	ADHIKARI SISIR KUMAR	WEST BENGAL	Kanthi	AITC	69	10,83,159 10 Lacs+	1,33,159 1 Lacs+	9,50,000 9 Lacs+	0	Y
526	SUSMITA BAURI	WEST BENGAL	Bishnupur	CPM	34	10,78,000 10 Lacs+	78,000 78 Thou+	10,00,000 10 Lacs+	1,74,660 1 Lacs+	Y
527	JOSEPH TOPPO	ASSAM	Tezpur	AGP	60	9,36,292 9 Lacs+	3,06,292 3 Lacs+	6,30,000 6 Lacs+	535000 5 Lacs+	Y
528	PRADEEP KUMAR MAJHI	ORISSA	Nabarangpur	INC	33	8,50,000 8 Lacs+	8,50,000 8 Lacs+	0	345830 3 Lacs+	N
529	SARIKA SINGH	UTTAR PRADESH	Hathras	RLD	29	8,25,272 8 Lacs+	8,25,272 8 Lacs+	0	0	N
530	YASHVIR SINGH	UTTAR PRADESH	Nagina	SP	36	7,84,562 7 Lacs+	3,84,562 3 Lacs+	4,00,000 4 Lacs+	0	N
531	RAM CHANDRA DOME	WEST BENGAL	Bolpur	CPM	51	7,39,396 7 Lacs+	2,39,396 2 Lacs+	5,00,000 5 Lacs+	0	Y
532	E T MOHAMED BASHEER	KERALA	Ponnani	MUL	62	6,05,855 6 Lacs+	3,05,855 3 Lacs+	3,00,000 3 Lacs+	0	N
533	YASHBANTA NARAYAN SINGH LAGURI	ORISSA	Keonjhar	BJD	38	5,75,000 5 Lacs+	75,000 75 Thou+	5,00,000 5 Lacs+	1,50,00,000 1 Cror+	N
534	KAMESHWAR BAITHA	JHARKHAND	Palamau	JMM	56	5,70,000 5 Lacs+	1,70,000 1 Lacs+	4,00,000 4 Lacs+	0	N
535	KAMLESH	UTTAR PRADESH	Bulandshahr	SP	39	5,53,005 5 Lacs+	4,28,005 4 Lacs+	1,25,000 1 Lacs+	0	Y
536	POONAMBEN VELJIBHAI JAT	GUJARAT	Kachchh	BJP	37	5,24,126 5 Lacs+	38,376 38 Thou+	4,85,750 4 Lacs+	0	N
537	MAMATA BANERJEE	WEST BENGAL	Kolkata Dakshin	AITC	54	4,73,194 4 Lacs+	4,73,194 4 Lacs+	0	0	Y



S No	NAME	State	Constituency	Party	Age	Total Assets (Rs)	Movable Assets (Rs)	Immovable Assets (Rs)	Liabilities (Rs.)	PAN given
538	P K BIJU	KERALA	Alathur	CPM	34	4,61,000 4 Lacs+	61,000 61 Thou+	4,00,000 4 Lacs+	0	N
539	SAROJ PANDEY	CHHATTISGARH	Durg	BJP	40	3,79,787 3 Lacs+	3,79,787 3 Lacs+	0	667787 6 Lacs+	Y
540	PRADEEP KUMAR SINGH	BIHAR	Araria	BJP	43	2,57,014 2 Lacs+	1,57,014 1 Lacs+	1,00,000 1 Lacs+	764726 7 Lacs+	Y
541	LAXMAN TUDU	ORISSA	Mayurbhanj	BJD	47	1,73,000 1 Lacs+	73,000 73 Thou+	1,00,000 1 Lacs+	38,986 38 Thou+	N
542	LINGAM P	TAMIL NADU	Tenkasi	CPI	43	1,59,365 1 Lacs+	69,365 69 Thou+	90,000 90 Thou+	23,014 23 Thou+	N
543	KAPIL MUNI KAR-WARIYA	UTTAR PRADESH	Phulpur	BSP	42	0	0	0	0	Y

# Full details of pending criminal cases on MPs Lok Sabha 2009

S. No.	Name	State/ Dist	Constituency	Party	Age	Serious IPC Counts	No of Cases in which Ac-cused	No. of Cases in which Con-victed	Total
1	KAMESHWAR BAITHA	JHARKHAND	Palamau	JMM	56	51	35	0	35
1. IPC Sections - 307, 326, , Other Details - 27 ARMS ACT (CHARGED) 2. IPC Sections - 323, 324, 325, 326, 333, 328, 427, 389, , Other Details - 27 ARMS ACT, 3/4 EXP ARMS ACT, 17 CLA ACT (CHARGED) 3. IPC Sections - 307, 323, 325, 341, , Other Details - 17 CLA ACT (CHARGED) 4. IPC Sections - 307, , Other Details - 27 ARMS ACT, 17 CLA ACT (CHARGED) 5. IPC Sections - 307, , Other Details - 27 ARMS ACT, 17 CLA ACT (CHARGED) 6. IPC Sections - 307, 399, 402, 353, 411 , Other Details - 25, 26 ARMS ACT, 17 CLA ACT (CHARGED) 7. IPC Sections - 384, 385 , Other Details - 17 CLA ACT (CHARGED) 8. IPC Sections - 436, 307, 389, 504, 435, 323, 427, 341 , Other Details - 27 ARMS ACT, 17 CLA ACT (CHARGED) 9. IPC Sections - 302, 107, 388, 389, 324, 326, 341, 353, 427 , Other Details - 27 ARMS ACT, 17 CLA ACT (CHARGED) 10. IPC Sections - 302, 353, 323, 341, 307, 427, 216, , Other Details - 3/4 EXP ARMS ACT, 17 CLA ACT (CHARGED) 11. IPC Sections - 307, 302, 323, 342, 120B, , Other Details - 17 CLA ACT (CHARGED) 12. IPC Sections - 307, 504, 120B, Other Details - 27 ARMS ACT 3/4 EXP ARMS ACT, 17 CLA ACT (CHARGED) 13. IPC Sections - 302, 201, 304, , Other Details - 27 ARMS ACT, 17 CLA ACT (CHARGED) 14. IPC Sections - 506, 307 , Other Details - 27 ARMS ACT 15. IPC Sections - 380, 436, 427, 323, , Other Details - 27 ARMS ACT 3/4 EXP ARMS ACT (CHARGED)	<b>Serious IPC Frequency Table</b>								
	<b>Serious IPC Sections</b>					<b>Number of Times they appear for this candidate</b>			
	307					17			
	302					11			
	324					4			
	326					3			
	325					3			
	379					3			
	411					2			
	384					2			
	380					2			
	395					1			
	304					1			
	364					1			
	124					1			
	Total					51			
	<b>IPC Section</b>					<b>Description</b>			
	107					Abetment of a thing			
	114					Abettor present when offence is committed			
	120B					Punishment of criminal conspiracy			
	124					Assaulting President, Governor, etc., with intent to compel or restrain the exercise of any lawful power			
	127					Receiving Property taken by war on depredation mention in Sections 125 and 126			
	141					Unlawful assembly			
	144					Joining unlawful assembly armed with deadly weapon			
	147					rioting			
	148					Rioting, armed with deadly weapon			

16. IPC Sections - 302,, Other Details - 27 ARMS ACT	149	Every member of unlawful assembly guilty of offence committed in prosecution of common object
17. IPC Sections - 384 , Other Details - 27 ARMS ACT, 17 CLA ACT (CHARGED)	201	Causing disappearance of evidence of offence, or giving false information to screen offender
18. IPC Sections - , Other Details - 27 ARMS ACT, 17 CLA ACT (COMMITMENT)	216	Harbouring offender who has escaped from custody or whose apprehension has been ordered
19. IPC Sections - 147, 148, 149, 353, 114 , Other Details - 3/4 EXP SUB ACT (REMAND)	302	Murder
20. IPC Sections - 147, 148, 149, 353, 323, 307, , Other Details - 27 ARMS ACT 3/4 EXP SUB ACT (REMAND)	304	culpable homicide not amounting to murder
21. IPC Sections - 147, 148, 149, 341, 364, 504 , Other Details - 27 ARMS ACT 17 CLA ACT (REMAND)	307	Attempt to murder
22. IPC Sections - 147, 148, 149, 307, 353, 120B , Other Details - 25 (B)A 26, 27, 35 ARMS ACT, 17 CLA ACT	323	voluntarily causing hurt
23. IPC Sections - 147, 148, 149, 323, 120B, 353, 436, 307, 302 , Other Details - 27 ARMS ACT, 3/4 EXP SUB ACT (REMAND)	324	Voluntarily causing hurt by dangerous weapons or means
24. IPC Sections - 147, 148, 149, 324, 307, 302, 427 , Other Details - 27 ARMS ACT, 3/4 EXP SUB ACT (REMAND)	325	voluntarily causing grievous hurt
25. IPC Sections - 147, 148, 149, 307, 353, 124, , Other Details - 37 C.A.L ACT, 27 ARMS ACT (REMAND)	326	Voluntarily causing grievous hurt by dangerous weapons or means
26. IPC Sections - 149, 341, 324, 323, 379, 435, 436 , Other Details - (CHARGE)	328	Causing hurt by means of poison, etc. with intent to commit an offence
27. IPC Sections - 147, 148, 149, 353, 435, 307 , Other Details - 27 ARMS ACT (CHARGE)	333	Voluntarily causing grievous hurt to deter public servant from his duty
28. IPC Sections - 147, 148, 149, 302, 307, 341, 141, 127, 379 , Other Details - 27 ARMS ACT (CHARGE)	341	wrongful restraint
29. IPC Sections - 147, 148, 107, 341, 342, 323, 352, 114, 302 , Other Details - 27 ARMS ACT (CHARGE)	342	wrongful Confinement
30. IPC Sections - 395, 120B , Other Details - (CHARGE)	352	assault or criminal force otherwise than on grave provocation
31. IPC Sections - 380, 436, 144, 411, , Other Details - (CHARGE)	353	Assault or criminal force to deter public servant from discharge of his duty
32. IPC Sections - 325 , Other Details - (CHARGE)	364	Kidnapping or abducting in order to murder
33. IPC Sections - 147, 148, 149, 342, 341,, Other Details - (CHARGE)	377	Unnatural offences
34. IPC Sections - 149, 148, 149, 302, 379 , Other Details	379	theft
35. IPC Sections - 147, 148, 149, 302, 436, 447, 353, 323, 377, 452, 120B, , Other Details - 27 ARMS ACT, 3/4 EXP ACT	380	Theft in dwelling house, etc.
	384	extortion
	385	Putting person in fear of injury in order to commit extortion
	388	Extortion by threat of accusation of an offence punishable with death or imprisonment for life, etc.
	389	Putting person in fear of accusation of offence, in order to commit extortion
	395	dacoity
	399	Making preparation to commit dacoity
	402	Assembling for purpose of committing dacoity

Cases (Convicted) -----No Cases----			411	Dishonestly receiving stolen property								
			427	Mischief causing damage to the amount of fifty rupees								
			435	Mischief by destroying or moving, etc., a land- mark fixed by public authority Mischief by fire or explosive substance with intent to cause damage to amount of one hundred or (in case of agricultural produce) ten rupees								
			436	Mischief by fire or explosive substance with intent to destroy house, etc.								
			447	criminal trespass								
			452	House-trespass after preparation for hurt, assault or wrongful restraint								
			504	Intentional insult with intent to provoke breach of the peace								
			506	criminal intimidation								
			S. No.	Name	State/ Dist	Constituency	Party	Age	Serious IPC Counts	No of Cases in which Accused	No. of Cases in which Convicted	Total
			2	JAGDIS SHARMA	BIHAR	Jahana-bad	JD(U)	58	17	6	0	6
Cases (Accused)			Serious IPC Frequency Table									
			Serious IPC Sections			Number of Times they appear for this candidate						
			420			6						
			467			4						
			468			4						
			471			3						
			Total			17						
			IPC Section			Description						
			120B			Punishment of criminal conspiracy						
			201			Causing disappearance of evidence of offence, or giving false information to screen offender						
			409			Criminal breach of trust by public servant, or by banker, merchant or agent						
			420			Cheating and dishonestly inducing delivery of property						
			467			Forgery of valuable security, will, etc.						
			468			Forgery for purpose of cheating						

Cases (Convicted) -----No Cases----			471		Using as genuine a forged document or electronic record				
			472		Making or possessing counterfeit seal, etc., with intent to commit forgery punishable under section 467				
			474		Having possession of document described in Section 466 or 467, knowing it to be forged and intending to use it as genuine				
			477		Fraudulent cancellation, destruction, etc., of will, authority to adopt, or valuable security				
			477A		Falsification of accounts				
			511		attempting to commit offences punishable with imprisonment for life or other imprisonment				
S. No.	Name	State/ Dist	Constitu-ency	Party	Age	Seri-ous IPC Counts	No of Cases in which Ac-cused	No. of Cases in which Con- victed	Total
3	BAL KUMAR PATEL	UTTAR PRADESH	Mirzapur	SP	48	14	10	0	10
Cases (Accused)  1. IPC Sections - 147,506 , Other Details - 14A/06 2. IPC Sections - 147,148,149,302,364,201 , Other Details - 14 DA Act 3. IPC Sections - 420,467,468,471 , Other Details - 652/07 4. IPC Sections - 420,467,468,471 , Other Details - 653/07 5. IPC Sections - , Other Details - 25/27/30 Arms Act, Case no. 654/07 6. IPC Sections - , Other Details - Case no. 655/07 ,25/27/30 Arms Act 7. IPC Sections - , Other Details - Case no. 656/07, 25/27/30 Arms Act 8. IPC Sections - 147, 148,149,447,448,504,506 , Other Details - 2/3 UP Gangster Act, Case no. 658/07 9. IPC Sections - 420,467,468,471 , Other Details - 10. IPC Sections - 406 , Other Details - Case no. 807/07			Serious IPC Frequency Table						
			Serious IPC Sections			Number of Times they appear for this candidate			
			420			3			
			467			3			
			468			3			
			471			3			
			302			1			
			364			1			
			Total			14			
			IPC Section			Description			
			147			rioting			
			148			Rioting, armed with deadly weapon			
			149			Every member of unlawful assembly guilty of offence committed in prosecution of common object			
			201			Causing disappearance of evidence of offence, or giving false information to screen offender			
			302			Murder			
			364			Kidnapping or abducting in order to murder			
			406			criminal breach of trust			
			420			Cheating and dishonestly inducing delivery of property			

Cases (Convicted) -----No Cases-----			447	criminal trespass						
			448	house-trespass						
			467	Forgery of valuable security, will, etc.						
			468	Forgery for purpose of cheating						
			471	Using as genuine a forged document or electronic record						
			504	Intentional insult with intent to pro- voke breach of the peace						
			506	criminal intimidation						
S. No.	Name	State/ Dist	Constitu- ency	Party	Age	Seri- ous IPC Counts	No of Cases in which Ac- cused	No. of Cases in which Con- victed	Total	
4	PRABHATSINH PRATAPSINH CHAUHAN	GUJARAT	Panch- mahal	BJP	67	10	3	0	3	
Cases (Accused)  1. IPC Sections - , Other Details - VADODARA ROUND FOREST RANGE POLICE STATION, FIR NO. 5/2001. FOREST ACT SECTION 26(1) F, 41(2)B, 61C. CR. CASE NO. 722/05,  2. IPC Sections - 406, 417, 408, 409, 465,467,468,471, 120B, 114 , Other Details - FATEHPURA POLICE STA- TION, FIR NO. 78/2003,  3. IPC Sections - 406, 417, 408, 409, 465, 467,468,471, 120B, 114 , Other Details - FATEHPURA POLICE STA- TION, FIR NO. 79/2003,			Serious IPC Frequency Table							
			Serious IPC Sections			Number of Times they appear for this candidate				
			417			2				
			465			2				
			467			2				
			468			2				
			471			2				
			Total			10				
			IPC Section			Description				
			114			Abettor present when offence is committed				
			120B			Punishment of criminal conspiracy				
			406			criminal breach of trust				
			408			Criminal breach of trust by clerk or servant				
			409			Criminal breach of trust by public servant, or by banker, merchant or agent				
Cases (Convicted) -----No Cases-----			417		cheating					
			465		forgery					
			467		Forgery of valuable security, will, etc.					
			468		Forgery for purpose of cheating					
			471		Using as genuine a forged document or electronic record					

S. No.	Name	State/ Dist	Constitu-ency	Party	Age	Seri-ous IPC Counts	No of Cases in which Ac-cused	No. of Cases in which Con- victed	Total
5	KAPIL MUNI KARWARIYA	UTTAR PRADESH	Phulpur	BSP	42	8	4	0	4
Cases (Accused)			Serious IPC Frequency Table						
			Serious IPC Sections		Number of Times they appear for this candidate				
			420		2				
			379		2				
			302		1				
			307		1				
			411		1				
			419		1				
			Total		8				
			IPC Section		Description				
			34		Acts done by several persons in furtherance of common intention				
			147		rioting				
			148		Rioting, armed with deadly weapon				
			149		Every member of unlawful assembly guilty of offence committed in prosecution of common object				
			302		Murder				
Cases (Convicted) -----No Cases----			307		Attempt to murder				
			379		theft				
			411		Dishonestly receiving stolen property				
			419		cheating by personation				
			420		Cheating and dishonestly inducing delivery of property				
			506		criminal intimidation				

S. No.	Name	State/ Dist	Constituency	Party	Age	Serious IPC Counts	No of Cases in which Ac-cused	No. of Cases in which Con-victed	Total
6	P. KARUNAKARAN	KERALA	Kasara-god	CPM	64	6	12	0	12
Cases (Accused) 1. IPC Sections - 499, 500, 34 , Other Details - 2. IPC Sections - 500, 501, 502, 465, 469 , 34 , Other De-tails - 3. IPC Sections - 500, 501, 502, 465, 469 , 34 , Other De-tails - 4. IPC Sections - 500, 501, 502, 465, 469, 34 , Other Details - 5. IPC Sections - 500, 501 , Other Details - 6. IPC Sections - 500 , Other Details - 7. IPC Sections - 499, 500, 34 , Other Details - 8. IPC Sections - 499, 500, 34 , Other Details - 9. IPC Sections - 499, 500, 34 , Other Details - 10. IPC Sections - 499, 500, 34 , Other Details - 11. IPC Sections - 499, 500, 34 , Other Details - 12. IPC Sections - 499, 500, 34 , Other Details			Serious IPC Frequency Table						
			Serious IPC Sections		Number of Times they appear for this candidate				
			465		3				
			469		3				
			Total		6				
			IPC Section		Description				
			34		Acts done by several persons in fur-therance of common intention				
			465		forgery				
			469		Forgery for purpose of harming reputation				
			499		Defamation				
			500		Defamation				
			501		Printing or engraving matter known to be defamatory				
			502		Sale of printed or engraved sub-stance containing defamatory matter				
Cases (Convicted) -----No Cases----									
S. No.	Name	State/ Dist	Constituency	Party	Age	Serious IPC Counts	No of Cases in which Ac-cused	No. of Cases in which Con-victed	Total
7	KUNVARJIBHAI MOHANBHAI BAVALIYA	GUJARAT	Rajkot	INC	54	6	2	0	2
Cases (Accused) 1. IPC Sections - 420, 465, 467, 468, 471 , Other Details - FIR NO. I-41/2005, VINCHHIYA POLICE STATION, RAJKOT, JUD. MAG. F.C., JASDAN, CASE IS PENDING. 2. IPC Sections - 302, , Other Details - BP ACT 37, 135 AND ARMS ACT 25(1)(1-A), FIR NO. 24/07, VINCH-HIYA POLICE STATION, CASE NO. 16779/08, GUJARAT HIGH COURT			Serious IPC Frequency Table						
			Serious IPC Sections		Number of Times they appear for this candidate				
			420		1				
			465		1				
			467		1				
			468		1				
			471		1				
			302		1				
			Total		6				



Cases (Convicted) -----No Cases-----			IPC Section		Description				
			302		Murder				
			420		Cheating and dishonestly inducing delivery of property				
			465		forgery				
			467		Forgery of valuable security, will, etc.				
			468		Forgery for purpose of cheating				
			471		Using as genuine a forged document or electronic record				
S. No.	Name	State/ Dist	Constit- uency	Party	Age	Seri- ous IPC Counts	No of Cases in which Ac- cused	No. of Cases in which Con- victed	Total
8	VITTHALBHAI HANSRAJBHAI RADADIYA	GUJARAT	Porban- dar	INC	51	5	16	0	16
Cases (Accused)  1. IPC Sections - 322, 323, 501, 506(2), 114 , Other Details -  2. IPC Sections - 323, 324, 504, 506(2), 189 , Other Details -  3. IPC Sections - 504, 506(2) , Other Details -  4. IPC Sections - 188 , Other Details - 33(1), (2), (33) Disturbing Public Servent on Duty & B. P. Act  5. IPC Sections - 189, 504, 506(2) , Other Details -  6. IPC Sections - 394, 332, 186, 143, 147, 395, 397, 144, 504, 506(2) , Other Details -  7. IPC Sections - 394, 332, 186, 147, 395, 397, 144, 504, 506(2) , Other Details -  8. IPC Sections - 394, 332, 186, 143, 147, 395, 397, 144, 504, 506(2) , Other Details -  9. IPC Sections - 188 , Other Details - 135 B. P. Act  10. IPC Sections - 188 , Other Details - 135 B. P. Act  11. IPC Sections - 332, 143, 149, 504, 341 , Other Details -  12. IPC Sections - 186, 387, 504, 506(2), 188, 114 , Other Details -  13. IPC Sections - 186, 304, 477, 114 , Other Details -  14. IPC Sections - 504, 506(2), 188 , Other Details - 30 Arms Act			Serious IPC Frequency Table						
			Serious IPC Sections		Number of Times they appear for this candidate				
			395		3				
			324		1				
			304		1				
			Total		5				
			IPC Section		Description				
			114		Abettor present when offence is committed				
			143		Being member of an unlawful as-sembly				
			144		Joining unlawful assembly armed with deadly weapon				
			147		rioting				
			149		Every member of unlawful assembly guilty of offence committed in pros-ecution of common object				
			186		Obstructing public servant in dis-charge of public functions				
			188		Disobedience to order duly promul-gated by public servant				
			189		Threat of injury to public servant				
			304		culpable homicide not amounting to murder				
			322		Voluntarily causing grievous hurt.				
			323		voluntarily causing hurt				
			324		Voluntarily causing hurt by danger-ous weapons or means				
			332		Voluntarily causing hurt to deter public servant from his duty				

15. IPC Sections - 504, 506(2) , Other Details - 135 B. P. Act			341		wrongful restraint					
			387		Putting person in fear of death or of grievous hurt, in order to commit extortion					
16. IPC Sections - 143, 147, 149, 186, 188 , Other Details -			394		Voluntarily causing hurt in committing robbery					
			395		dacoity					
			397		Robbery, or dacoity, with attempt to cause death or grievous hurt					
			477		Fraudulent cancellation, destruction, etc., of will, authority to adopt, or valuable security					
			501		Printing or engraving matter known to be defamatory					
			504		Intentional insult with intent to provoke breach of the peace					
Cases (Convicted) -----No Cases----										
S. No.	Name	State/ Dist	Constituency	Party	Age	Serious IPC Counts	No of Cases in which Accused	No. of Cases in which Convicted	Total	
9	RAMKISHUN	UTTAR PRADESH	Chanda-uli	SP	49	5	10	0	10	
Cases (Accused)  1. IPC Sections - IPC 143,341,286,283 , Other Details - 2. IPC Sections - IPC 147,148,149,323,504,506,325 , Other Details - 3. IPC Sections - IPC 147,148, 323,504,506 , Other Details - 3 (1)X SC/ST ACT 4. IPC Sections - IPC 147,336,228,307,332,427 , Other Details - 3/4 Damageof public Property Act, 7 kg Amendment Act 5. IPC Sections - IPC 147,332,293,337,336,427 , Other Details - 6. IPC Sections - IPC 188,171 , Other Details - 7. IPC Sections - IPC 188,171 , Other Details - 8. IPC Sections - IPC 147,148,149,307,323,427,332,335 ,337,336,504,506 , Other Details - 7 kg Amendment Act 9. IPC Sections - IPC 147,148,307,332,427 , Other Details - 7 kg Amendment Act 10. IPC Sections - IPC 323,504 , Other Details -			Serious IPC Frequency Table							
			Serious IPC Sections		Number of Times they appear for this candidate					
			307		3					
			325		1					
			293		1					
			Total		5					
			IPC Section		Description					
			143		Being member of an unlawful assembly					
			147		rioting					
			148		Rioting, armed with deadly weapon					
			149		Every member of unlawful assembly guilty of offence committed in prosecution of common object					
			171		Wearing grab or carrying token used by public servant with fraudulent intent					
			188		Disobedience to order duly promulgated by public servant					
			228		Intentional insult or interruption to public servant sitting in judicial proceeding					
			283		Danger or obstruction in public way or line of navigation					

Cases (Convicted) -----No Cases----			286		Negligent conduct with respect to explosive substance				
			293		Sale, etc., of obscene objects to young person				
			307		Attempt to murder				
			323		voluntarily causing hurt				
			325		voluntarily causing grievous hurt				
			332		Voluntarily causing hurt to deter public servant from his duty				
			335		Voluntarily causing grievous hurt on provocation: -				
			336		Act endangering life or personal safety of others				
			337		Causing hurt by act endangering life or personal safety of others				
			341		wrongful restraint				
			427		Mischief causing damage to the amount of fifty rupees				
			504		Intentional insult with intent to provoke breach of the peace				
			506		criminal intimidation				
S. No.	Name	State/ Dist	Constituency	Party	Age	Serious IPC Counts	No of Cases in which Ac-cused	No. of Cases in which Con-victed	Total
10	Lalu Prasad	BIHAR	Saran	RJD	60	5	7	0	7
Cases (Accused)  1. IPC Sections - 120 B, 420, 201, 511, 418, 409, 467, 468, 471, 477(A), 473, 472 , Other Details - 13(2)r.w 13(1)(c)(d)of prevention of corruption Act1988, Case No- RC-20(A)/96  2. IPC Sections - , Other Details - RC-38(a)/96  3. IPC Sections - , Other Details - RC-47(A)/96  4. IPC Sections - , Other Details - RC-63(A)/96  5. IPC Sections - , Other Details - RC-64(A)/96  6. IPC Sections - , Other Details - RC-68(A)/96  7. IPC Sections - , Other Details - RC-5(A)/98			Serious IPC Frequency Table						
			Serious IPC Sections		Number of Times they appear for this candidate				
			420		1				
			418		1				
			467		1				
			468		1				
			471		1				
			Total		5				
			IPC Section		Description				
			120		Concealing design to commit offence punishable with imprisonment				
			201		Causing disappearance of evidence of offence, or giving false information to screen offender				
			409		Criminal breach of trust by public servant, or by banker, merchant or agent				
			418		Cheating with knowledge that wrongful loss may ensue to person whose interest offender is bound to protect				

Cases (Convicted) -----No Cases-----			420	Cheating and dishonestly inducing delivery of property					
			467	Forgery of valuable security, will, etc.					
			468	Forgery for purpose of cheating					
			471	Using as genuine a forged document or electronic record					
			472	Making or possessing counterfeit seal, etc., with intent to commit forgery punishable under section 467					
			473	Making or possessing counterfeit seal, etc., with intent to commit forgery punishable otherwise					
			477A	Falsification of accounts					
			511	attempting to commit offences punishable with imprisonment for life or other imprisonment					
S. No.	Name	State/ Dist	Constituency	Party	Age	Serious IPC Counts	No of Cases in which Accused	No. of Cases in which Convicted	Total
11	CHANDRAKANT RAGHUNATH PATIL	GUJARAT	Navsari	BJP	54	5	6	0	6
Cases (Accused)			Serious IPC Frequency Table						
			Serious IPC Sections		Number of Times they appear for this candidate				
			420		2				
			467		1				
			468		1				
			471		1				
			Total		5				
			IPC Section		Description				
			34		Acts done by several persons in furtherance of common intention				
			114		Abettor present when offence is committed				
			120B		Punishment of criminal conspiracy				
			406		criminal breach of trust				
			408		Criminal breach of trust by clerk or servant				
			409		Criminal breach of trust by public servant, or by banker, merchant or agent				
			420		Cheating and dishonestly inducing delivery of property				
			467		Forgery of valuable security, will, etc.				

Cases (Convicted) -----No Cases-----			468			Forgery for purpose of cheating			
			471			Using as genuine a forged document or electronic record			
S. No.	Name	State/ Dist	Constituency	Party	Age	Serious IPC Counts	No of Cases in which Accused	No. of Cases in which Convicted	Total
12	FEROZE VARUN GANDHI	UTTAR PRADESH	Pilibhit	BJP	29	5	6	0	6
Cases (Accused)			Serious IPC Frequency Table						
			Serious IPC Sections			Number of Times they appear for this candidate			
IPC Sections - 332,352,504,506 , Other Details -			153A			2			
IPC Sections - 153A,188,295A,505(2) , Other Details - 125 R.P. ACT			295A			2			
IPC Sections - 153A,188,295A,505(2) , Other Details - 125 R.P.ACT			307			1			
IPC Sections - 153A,188,295A,505(2) , Other Details - 125 R.P.ACT			Total			5			
IPC Sections - 147,148,149,307,427,336,332,188 , Other Details - 7 C.L.A. ACT & 125 R. P.ACT			IPC Section			Description			
IPC Sections - 147,148,323,504,506,427 , Other Details -			147			rioting			
IPC Sections - , Other Details - 3 N.S. ACT			148			Rioting, armed with deadly weapon			
			149			Every member of unlawful assembly guilty of offence committed in prosecution of common object			
			153A			Promoting enmity between different groups on grounds of religion, race, place of birth, residence, language, etc., and doing acts prejudicial to maintenance of harmony			
			188			Disobedience to order duly promulgated by public servant			
			295A			Deliberate and malicious acts, intended to outrage religious feelings or any class by insulting its religion or religious beliefs			
			307			Attempt to murder			
			323			voluntarily causing hurt			
			332			Voluntarily causing hurt to deter public servant from his duty			
			336			Act endangering life or personal safety of others			
			352			assault or criminal force otherwise than on grave provocation			
			427			Mischief causing damage to the amount of fifty rupees			
Cases (Convicted) -----No Cases-----			504			Intentional insult with intent to provoke breach of the peace			
			506			criminal intimidation			

S. No.	Name	State/ Dist	Constituency	Party	Age	Serious IPC Counts	No of Cases in which Accused	No. of Cases in which Convicted	Total
13	ASADUDDIN OWAISI	Hyderabad	AIMIM	41	5	4	0	4	6
Cases (Accused)  1. IPC Sections - 120 B, 420, 201, 511, 418, 409, 467, 468, 471, 477(A), 473, 472 , Other Details - 13(2)r.w 13(1)(c)(d)of prevention of corruption Act1988, Case No- RC-20(A)/96 2. IPC Sections - , Other Details - RC-38(a)/96 3. IPC Sections - , Other Details - RC-47(A)/96 4. IPC Sections - , Other Details - RC-63(A)/96 5. IPC Sections - , Other Details - RC-64(A)/96 6. IPC Sections - , Other Details - RC-68(A)/96			<b>Serious IPC Frequency Table</b>						
			<b>Serious IPC Sections</b>		<b>Number of Times they appear for this candidate</b>				
			153A		2				
			324		1				
			295		1				
			295A		1				
			Total		5				
			<b>IPC Section</b>		<b>Description</b>				
			109		Punishment of abetment if the act abetted is committed in consequence, and where no express provision is made for its punishment				
			114		Abettor present when offence is committed				
			147		rioting				
			148		Rioting, armed with deadly weapon				
			149		Every member of unlawful assembly guilty of offence committed in prosecution of common object				
			153A		Promoting enmity between different groups on grounds of religion, race, place of birth, residence, language, etc., and doing acts prejudicial to maintenance of harmony				
			186		Obstructing public servant in discharge of public functions				
			290		public nuisance in cases not otherwise provided for				
			295		Injuring or defiling place of worship with intent to insult the religion of any class				
			295A		Deliberate and malicious acts, intended to outrage religious feelings or any class by insulting its religion or religious beliefs				
			324		Voluntarily causing hurt by dangerous weapons or means				
			341		wrongful restraint				
			353		Assault or criminal force to deter public servant from discharge of his duty				

Cases (Convicted) -----No Cases-----			427		Mischief causing damage to the amount of fifty rupees				
			448		house-trespass				
			504		Intentional insult with intent to provoke breach of the peace				
			506		criminal intimidation				
S. No.	Name	State/ Dist	Constituency	Party	Age	Serious IPC Counts	No of Cases in which Accused	No. of Cases in which Convicted	Total
14	GANESH SINGH	MADHYA PRADESH	Satna	BJP	46	5	2	0	2
Cases (Accused)  1. IPC Sections - 166,217,218,420,467,477 (A),34 , Other Details -  2. IPC Sections - 120 B,420,468,471 , Other Details - 13(1)D,13(2),15 Anti Corruption Act			<b>Serious IPC Frequency Table</b>						
			<b>Serious IPC Sections</b>			<b>Number of Times they appear for this candidate</b>			
			420			2			
			467			1			
			468			1			
			471			1			
			Total			5			
			<b>IPC Section</b>			<b>Description</b>			
			34			Acts done by several persons in furtherance of common intention			
			120			Concealing design to commit offence punishable with imprisonment			
			166			Public servant disobeying law, with intent to cause injury to any person			
			217			Public servant disobeying direction of law with intent to save person from punishment or property from forfeiture			
			218			Public servant framing incorrect record or writing with intent to save person from punishment or property from forfeiture			
			420			Cheating and dishonestly inducing delivery of property			
			467			Forgery of valuable security, will, etc.			
Cases (Convicted) -----No Cases-----			468			Forgery for purpose of cheating			
			471			Using as genuine a forged document or electronic record			
			477			Fraudulent cancellation, destruction, etc., of will, authority to adopt, or valuable security			

S. No.	Name	State/ Dist	Constituency	Party	Age	Serious IPC Counts	No of Cases in which Ac-cused	No. of Cases in which Con-victed	Total
15	SIVASAMI C	TAMIL NADU	Tiruppur	AD MK	51	5	1	0	1
Cases (Accused)  1. IPC Sections - 31 416 419 463 464 465 471 474, Other Details - PALLADAM JM, CC NO.53/06, 54/06, 55/06			Serious IPC Frequency Table						
			Serious IPC Sections		Number of Times they appear for this candidate				
			416		1				
			419		1				
			463		1				
			465		1				
			471		1				
			Total		5				
			IPC Section		Description				
			31		A will				
			416		Cheating by personation				
			419		cheating by personation				
			463		Forgery				
			464		Making a false document				
			465		forgery				
			Cases (Convicted) -----No Cases-----			471		Using as genuine a forged document or electronic record	
474		Having possession of document described in Section 466 or 467, knowing it to be forged and intending to use it as genuine							

S. No.	Name	State/ Dist	Constituency	Party	Age	Serious IPC Counts	No of Cases in which Ac-cused	No. of Cases in which Con-victed	Total
16	RAMAKANT YADAV	UTTAR PRADESH	Azamgarh	BJP	49	4	11	0	11
Cases (Accused)  1. IPC Sections - 336,353,504,506 , Other Details - 2. IPC Sections - 323,504.,506 , Other Details - 3. IPC Sections - 323,325,504,506 , Other Details -			Serious IPC Frequency Table						
			Serious IPC Sections		Number of Times they appear for this candidate				
			302		2				
			325		1				
			307		1				
			Total		4				



4. IPC Sections - 353,504,506 , Other Details - 5. IPC Sections - 302 , Other Details - 6. IPC Sections - 302 , Other Details - 7. IPC Sections - 307,147,148,149 , Other Details - 8. IPC Sections - , Other Details - 3(1) Gangster Act 9. IPC Sections - , Other Details - 3(1) Gangster Act 10. IPC Sections - 452,323,504,506 , Other Details - 11. IPC Sections - , Other Details - 3(1)(10)SC.ST. ACT			IPC Section		Description				
			147		rioting				
			148		Rioting, armed with deadly weapon				
			149		Every member of unlawful assembly guilty of offence committed in prosecution of common object				
			302		Murder				
			307		Attempt to murder				
			323		voluntarily causing hurt				
			325		voluntarily causing grievous hurt				
			336		Act endangering life or personal safety of others				
			353		Assault or criminal force to deter public servant from discharge of his duty				
			452		House-trespass after preparation for hurt, assault or wrongful restraint				
Cases (Convicted) -----No Cases----			504		Intentional insult with intent to provoke breach of the peace				
			506		criminal intimidation				
S. No.	Name	State/ Dist	Constituency	Party	Age	Serious IPC Counts	No of Cases in which Accused	No. of Cases in which Convicted	Total
17	VINAY KUMAR ALIAS VINNU	UTTAR PRADESH	Shrawasti	INC	45	4	9	0	9
Cases (Accused)  1. IPC Sections - 307,341 , Other Details - 2. IPC Sections - 143,353,504,506 , Other Details - 3. IPC Sections - 143,225,353,224 , Other Details - 4. IPC Sections - 323,504,506 , Other Details - 5. IPC Sections - 147,323,504,307 , Other Details - 131 LOK PRATINIDHITVA ADHINIUM 6. IPC Sections - 304,34 , Other Details - 7. IPC Sections - 395 , Other Details - 8. IPC Sections - 147,323,504,506 , Other Details - 9. IPC Sections - 290,283,188 , Other Details - 34 POLICE ACT AND 210,211 ,236,268 MUNICIPAL COPORATION ACT			Serious IPC Frequency Table						
			Serious IPC Sections		Number of Times they appear for this candidate				
			307		2				
			304		1				
			395		1				
			Total		4				
			IPC Section		Description				
			34		Acts done by several persons in furtherance of common intention				
			143		Being member of an unlawful assembly				
			147		rioting				
			188		Disobedience to order duly promulgated by public servant				
			224		Resistance or obstruction by a person to his lawful apprehension				
			225		Resistance or obstruction to lawful apprehension of another person				

Cases (Convicted) -----No Cases-----			283		Danger or obstruction in public way or line of navigation				
			290		public nuisance in cases not otherwise provided for				
			304		culpable homicide not amounting to murder				
			307		Attempt to murder				
			323		voluntarily causing hurt				
			341		wrongful restraint				
			353		Assault or criminal force to deter public servant from discharge of his duty				
			395		dacoity				
			504		Intentional insult with intent to provoke breach of the peace				
			506		criminal intimidation				
S. No.	Name	State/ Dist	Constituency	Party	Age	Serious IPC Counts	No of Cases in which Accused	No. of Cases in which Convicted	Total
18	ANANTHKUMAR HEGDE	KARNATAKA	Uttara Kannada	BJP	40	4	3	0	3
Cases (Accused)			Serious IPC Frequency Table						
			Serious IPC Sections		Number of Times they appear for this candidate				
			153A		2				
			324		1				
			295		1				
			Total		4				
			IPC Section		Description				
			143		Being member of an unlawful assembly				
			147		rioting				
			148		Rioting, armed with deadly weapon				
			149		Every member of unlawful assembly guilty of offence committed in prosecution of common object				
			153A		Promoting enmity between different groups on grounds of religion, race, place of birth, residence, language, etc., and doing acts prejudicial to maintenance of harmony				
			295		Injuring or defiling place of worship with intent to insult the religion of any class				
			323		voluntarily causing hurt				

Cases (Convicted) -----No Cases----			324		Voluntarily causing hurt by dangerous weapons or means				
			332		Voluntarily causing hurt to deter public servant from his duty				
			333		Voluntarily causing grievous hurt to deter public servant from his duty				
			341		wrongful restraint				
			353		Assault or criminal force to deter public servant from discharge of his duty				
			427		Mischief causing damage to the amount of fifty rupees				
S. No.	Name	State/ Dist	Constituency	Party	Age	Serious IPC Counts	No of Cases in which Accused	No. of Cases in which Convicted	Total
19	ADHIKARI SUVENDU		Tamluk	AITC	39	4	3	0	3
Cases (Accused)  1. IPC Sections - 147,149,323,325,379 , Other Details - 2. IPC Sections - 147,148,149,341,323,354 , Other Details - 3. IPC Sections - 147,148,149,323,307,364 , Other Details -			Serious IPC Frequency Table						
			Serious IPC Sections		Number of Times they appear for this candidate				
			325		1				
			379		1				
			307		1				
			364		1				
			Total		4				
			IPC Section		Description				
			147		rioting				
			148		Rioting, armed with deadly weapon				
			149		Every member of unlawful assembly guilty of offence committed in prosecution of common object				
			307		Attempt to murder				
			323		voluntarily causing hurt				
			325		voluntarily causing grievous hurt				
			341		wrongful restraint				
			Cases (Convicted) -----No Cases----			354		Assault or criminal force to woman with intent to outrage her modesty	
364		Kidnapping or abducting in order to murder							
379		theft							

S. No.	Name	State/ Dist	Constituency	Party	Age	Serious IPC Counts	No of Cases in which Ac-cused	No. of Cases in which Con-victed	Total			
20	BRIJBHUSHAN SARAN SINGH	UTTAR PRADESH	Kaiser-ganj	SP	52	4	2	0	2			
Cases (Accused)  IPC Sections - 147,153,153A,332,338,295,297,395,397 , Other Details -  IPC Sections - 147, 148, 149, 307 , Other Details - 27 Arms Act			Serious IPC Frequency Table									
			Serious IPC Sections		Number of Times they appear for this candidate							
			153A		1							
			295		1							
			395		1							
			307		1							
			Total		4							
			IPC Section		Description							
			147		rioting							
			148		Rioting, armed with deadly weapon							
			149		Every member of unlawful assembly guilty of offence committed in prosecution of common object							
			153		Wantonly giving provocation with intent to cause riot-if rioting be committed-if not committed							
			153A		Promoting enmity between different groups on grounds of religion, race, place of birth, residence, language, etc., and doing acts prejudicial to maintenance of harmony							
			295		Injuring or defiling place of worship with intent to insult the religion of any class							
			297		Trespassing on burial places, etc.							
			307		Attempt to murder							
			332		Voluntarily causing hurt to deter public servant from his duty							
			Cases (Convicted) -----No Cases----			338		Causing grievous hurt by act endangering life or personal safety of others				
						395		dacoity				
						397		Robbery, or dacoity, with attempt to cause death or grievous hurt				

S. No.	Name	State/ Dist	Constituency	Party	Age	Serious IPC Counts	No of Cases in which Accused	No. of Cases in which Convicted	Total
21	DR.SANJEEV GANESH NAIK	MAHARASHTRA	Thane	NCP	37	4	2	0	2
Cases (Accused)  1. IPC Sections - 109,403,405,406,411,415,418,420,120 B,34 , Other Details - 597/02,598/02,599/02 2. IPC Sections - 143,341,134,504,135 , Other Details - BPAAct 36, 37(1) Case no. 1054/97			<b>Serious IPC Frequency Table</b>						
			<b>Serious IPC Sections</b>		<b>Number of Times they appear for this candidate</b>				
			411		1				
			415		1				
			418		1				
			420		1				
			Total		4				
			<b>IPC Section</b>		<b>Description</b>				
			34		Acts done by several persons in furtherance of common intention				
			109		Punishment of abetment if the act abetted is committed in consequence, and where no express provision is made for its punishment				
			120B		Punishment of criminal conspiracy				
			134		Abetment of such assault, if the assault is committed				
			135		Abetment of desertion of soldier, sailor or airman				
			143		Being member of an unlawful assembly				
			341		wrongful restraint				
Cases (Convicted) -----No Cases----			403		Dishonest misappropriation of property				
			405		Criminal breach of trust				
			406		criminal breach of trust				
			411		Dishonestly receiving stolen property				
			415		Cheating				
			418		Cheating with knowledge that wrongful loss may ensue to person whose interest offender is bound to protect				
			420		Cheating and dishonestly inducing delivery of property				
			504		Intentional insult with intent to provoke breach of the peace				

S. No.	Name	State/ Dist	Constituency	Party	Age	Serious IPC Counts	No of Cases in which Accused	No. of Cases in which Convicted	Total
22	Nripendra Nath Ray	WEST BENGAL	Cooch-behar	AIFB	49	4	1	0	1
Cases (Accused)			<b>Serious IPC Frequency Table</b>						
			<b>Serious IPC Sections</b>		<b>Number of Times they appear for this candidate</b>				
1. IPC Sections - 147,148,149,447,151,152,153, 332, 333, 353, 325,326,307,436, 302 , Other Details - 3/4 PDPP Act, 9/10 NPO Act			325		1				
			326		1				
			307		1				
			302		1				
			Total		4				
			<b>IPC Section</b>		<b>Description</b>				
			147		rioting				
			148		Rioting, armed with deadly weapon				
			149		Every member of unlawful assembly guilty of offence committed in prosecution of common object				
			151		Knowingly joining or continuing in assembly of five or more persons after it has been commanded to disperse				
			152		Assaulting or obstructing public servant when suppressing riot, etc.				
			153		Wantonly giving provocation with intent to cause riot-if rioting be committed-if not committed				
			302		Murder				
Cases (Convicted) -----No Cases----			307		Attempt to murder				
			325		voluntarily causing grievous hurt				
			326		Voluntarily causing grievous hurt by dangerous weapons or means				
			332		Voluntarily causing hurt to deter public servant from his duty				
			333		Voluntarily causing grievous hurt to deter public servant from his duty				
			353		Assault or criminal force to deter public servant from discharge of his duty				
			436		Mischief by fire or explosive substance with intent to destroy house, etc.				
			447		criminal trespass				

S. No.	Name	State/ Dist	Constituency	Party	Age	Serious IPC Counts	No of Cases in which Ac-cused	No. of Cases in which Con-victed	Total			
23	PURNAMASI RAM	BIHAR	Gopal-ganj	JD(U)	52	4	1	0	1			
Cases (Accused)  1. IPC Sections - 147, 149, 447, 341, 342, 343, 365, 323, 325, 307, 504, 120B , Other Details - 25(1-B)a and 26, 35 Arms act			Serious IPC Frequency Table									
			Serious IPC Sections		Number of Times they appear for this candidate							
			343		1							
			365		1							
			325		1							
			307		1							
			Total		4							
			IPC Section		Description							
			120B		Punishment of criminal conspiracy							
			147		rioting							
			149		Every member of unlawful assembly guilty of offence committed in prosecution of common object							
			307		Attempt to murder							
			323		voluntarily causing hurt							
			325		voluntarily causing grievous hurt							
			341		wrongful restraint							
			342		wrongful Confinement							
			343		Wrongful confinement for three or more days							
			Cases (Convicted) -----No Cases----			365		Kidnapping or abducting with intent secretly and wrongfully to confine person				
						447		criminal trespass				
						504		Intentional insult with intent to provoke breach of the peace				
S. No.	Name	State/ Dist	Constituency	Party	Age	Serious IPC Counts	No of Cases in which Ac-cused	No. of Cases in which Con-victed	Total			
24	UMA SHANAKER SINGH	BIHAR	Maharaj-ganj	RJD	61	4	1	0	1			
Cases (Accused)  1. IPC Sections - 364, 302, 379,171(F) , Other Details - 27 Arms act			Serious IPC Frequency Table									
			Serious IPC Sections		Number of Times they appear for this candidate							
			364		1							
			302		1							

Cases (Convicted) -----No Cases-----			379	1						
			171F	1						
			Total	4						
			IPC Section	Description						
			171F	undue influence or personation at an election						
			302	Murder						
			364	Kidnapping or abducting in order to murder						
			379	theft						
S. No.	Name	State/ Dist	Constituency	Party	Age	Serious IPC Counts	No of Cases in which Accused	No. of Cases in which Convicted	Total	
25	PATIL PADAMSINHA BAJIRAO	MAHARASHTRA	Osmanabad	NCP	68	3	7	0	7	
Cases (Accused)  1. IPC Sections - 37 1 3, 188 , Other Details - 135 B.P ACT 2. IPC Sections - , Other Details - 138 to 142 N I Act 3. IPC Sections - , Other Details - 138 to 142 N I Act 4. IPC Sections - 120 B ,406,409,109,34 , Other Details - 5. IPC Sections - 120(B),420,406,409,109 , Other Details - 6. IPC Sections - 323,324,325,506,34 , Other Details - 7. IPC Sections - 406,34, , Other Details -			Serious IPC Frequency Table							
			Serious IPC Sections		Number of Times they appear for this candidate					
			420		1					
			324		1					
			325		1					
			Total		3					
			IPC Section		Description					
			1		Title and extent of operation of the Code					
			3		Punishment of offences committed beyond, but which by law may be tried within, India					
			34		Acts done by several persons in furtherance of common intention					
			37		Co-operation by doing one of several acts constituting an offence					
			109		Punishment of abetment if the act abetted is committed in consequence, and where no express provision is made for its punishment					
			120		Concealing design to commit offence punishable with imprisonment					
			120B		Punishment of criminal conspiracy					
			188		Disobedience to order duly promulgated by public servant					
			323		voluntarily causing hurt					
			324		Voluntarily causing hurt by dangerous weapons or means					



Cases (Convicted) -----No Cases-----			325			voluntarily causing grievous hurt			
			406			criminal breach of trust			
			409			Criminal breach of trust by public servant, or by banker, merchant or agent			
			420			Cheating and dishonestly inducing delivery of property			
			506			criminal intimidation			
S. No.	Name	State/ Dist	Constituency	Party	Age	Serious IPC Counts	No of Cases in which Ac-cused	No. of Cases in which Con-victed	Total
26	RAJKUMARI RATNA SINGH	UTTAR PRADESH	Pratapgarh	INC	49	3	6	0	6
Cases (Accused)  1. IPC Sections - U/S188 , Other Details - 2. IPC Sections - U/S 323/504/506 , Other Details - 3. IPC Sections - , Other Details - U/S136(2)RP ACT 4. IPC Sections - , Other Details - 61/98,/62/98,/63/98,64/98 5. IPC Sections - 307,504,506, , Other Details - U/S 482 CRP 6. IPC Sections - U/S307/392 , Other Details -			Serious IPC Frequency Table						
			Serious IPC Sections			Number of Times they appear for this candidate			
			307			2			
			392			1			
			Total			3			
			IPC Section			Description			
			188			Disobedience to order duly promulgated by public servant			
			307			Attempt to murder			
			323			voluntarily causing hurt			
			392			robbery			
Cases (Convicted) -----No Cases-----			504			Intentional insult with intent to provoke breach of the peace			
			506			criminal intimidation			
S. No.	Name	State/ Dist	Constituency	Party	Age	Serious IPC Counts	No of Cases in which Ac-cused	No. of Cases in which Con-victed	Total
27	DEVENDRA NAGPAL	UTTAR PRADESH	Amroha	RLD	38	3	6	0	6
Cases (Accused)  1. IPC Sections - , Other Details - 127(A)R.P.Act 2. IPC Sections - , Other Details - 127(A)R.P.Act 3. IPC Sections - , Other Details - 127(A)R.P.Act I			Serious IPC Frequency Table						
			Serious IPC Sections			Number of Times they appear for this candidate			
			419			1			
			420			1			
			384			1			
			Total			3			

4. IPC Sections - 170, 419, 420, 384, 120(B) , Other Details - 5. IPC Sections - 188 , Other Details - 144 Cr.P.C. 6. IPC Sections - 171(J),427 , Other Details - 127(A)(1), 127(A)(2),127(A)(2)(B)R.P.Act			IPC Section		Description					
			120B		Punishment of criminal conspiracy					
			170		Personating a public servant					
			188		Disobedience to order duly promulgated by public servant					
			384		extortion					
			419		cheating by personation					
			420		Cheating and dishonestly inducing delivery of property					
Cases (Convicted) -----No Cases----			427		Mischief causing damage to the amount of fifty rupees					
S. No.	Name	State/ Dist	Constituency	Party	Age	Serious IPC Counts	No of Cases in which Accused	No. of Cases in which Convicted	Total	
28	SHIBU SOREN	JHARKHAND	Dumka	JMM	64	3	5	0	5	
Cases (Accused)  1. IPC Sections - 144, 341, 353, 504 , Other Details - 2. IPC Sections - 188 , Other Details - 3. IPC Sections - 323, 342, 504, 347, 348 , 34 , Other Details - 4. IPC Sections - 147, 148, 307, 302, 201 , Other Details - 5. IPC Sections - 148, 149, 302, 436, 429 , Other Details -			Serious IPC Frequency Table							
			Serious IPC Sections		Number of Times they appear for this candidate					
			302		2					
			307		1					
			Total		3					
			IPC Section		Description					
			34		Acts done by several persons in furtherance of common intention					
			144		Joining unlawful assembly armed with deadly weapon					
			147		rioting					
			148		Rioting, armed with deadly weapon					
			149		Every member of unlawful assembly guilty of offence committed in prosecution of common object					
			188		Disobedience to order duly promulgated by public servant					
			201		Causing disappearance of evidence of offence, or giving false information to screen offender					
			302		Murder					
			307		Attempt to murder					
			323		voluntarily causing hurt					
			341		wrongful restraint					
			342		wrongful Confinement					
			347		Wrongful confinement to extort property, or constrain to illegal act					

Cases (Convicted) -----No Cases----			348		Wrongful confinement to extort confession, or compel restoration of property				
			353		Assault or criminal force to deter public servant from discharge of his duty				
			429		Mischief by killing or maiming cattle, etc., of any value or any animal of the value of fifty rupees				
			436		Mischief by fire or explosive substance with intent to destroy house, etc.				
			504		Intentional insult with intent to provoke breach of the peace				
S. No.	Name	State/ Dist	Constituency	Party	Age	Serious IPC Counts	No of Cases in which Accused	No. of Cases in which Convicted	Total
29	ADHIR RANJAN CHOWDHURY	WEST BENGAL	Baharampur	INC	53	3	5	0	5
Cases (Accused)  1. IPC Sections - 149, 302, 120B , Other Details - 2. IPC Sections - 143, 447, 341, 323, 427 , Other Details - 3. IPC Sections - 302, 34 , Other Details - 4. IPC Sections - 447, 302, 120B, 34 , Other Details - 25/27 Arms Act & 3/4 E.S Act, 5. IPC Sections - 115, 120B, 506 , Other Details			Serious IPC Frequency Table						
			Serious IPC Sections			Number of Times they appear for this candidate			
			302			3			
			Total			3			
			IPC Section			Description			
			34			Acts done by several persons in furtherance of common intention			
			115			Abetment of offence punishable with death or imprisonment for life-if offence not committed			
			120B			Punishment of criminal conspiracy			
			143			Being member of an unlawful assembly			
			149			Every member of unlawful assembly guilty of offence committed in prosecution of common object			
			302			Murder			
			323			voluntarily causing hurt			
			341			wrongful restraint			
Cases (Convicted) -----No Cases----			427		Mischief causing damage to the amount of fifty rupees				
			447		criminal trespass				
			506		criminal intimidation				

S. No.	Name	State/ Dist	Constituency	Party	Age	Serious IPC Counts	No of Cases in which Accused	No. of Cases in which Convicted	Total
30	KADEER RANA	UTTAR PRADESH	Muzaf-farnagar	BSP	45	3	4	0	4
Cases (Accused)  1. IPC Sections - 188, 353, 332, 392 , Other Details - 2. IPC Sections - 147, 148, 149, 188, 307, 332, 336, 353, 341, 342, 427, 436 , Other Details - 7 CRIMINAL LAW ACT, 3 DAMAGIJ TO PUBLIC PROPERTY ACT 3. IPC Sections - 147, 148, 149, 302, 323, 506, 34 , Other Details - 4. IPC Sections - 171 , Other Details -			<b>Serious IPC Frequency Table</b>						
			<b>Serious IPC Sections</b>		<b>Number of Times they appear for this candidate</b>				
			392		1				
			307		1				
			302		1				
			Total		3				
			<b>IPC Section</b>		<b>Description</b>				
			34		Acts done by several persons in furtherance of common intention				
			147		rioting				
			148		Rioting, armed with deadly weapon				
			149		Every member of unlawful assembly guilty of offence committed in prosecution of common object				
			171		Wearing grab or carrying token used by public servant with fraudulent intent				
			188		Disobedience to order duly promulgated by public servant				
			302		Murder				
			307		Attempt to murder				
			323		voluntarily causing hurt				
			332		Voluntarily causing hurt to deter public servant from his duty				
			336		Act endangering life or personal safety of others				
			341		wrongful restraint				
			342		wrongful Confinement				
			353		Assault or criminal force to deter public servant from discharge of his duty				
			392		robbery				
Cases (Convicted) -----No Cases-----			427		Mischief causing damage to the amount of fifty rupees				
			436		Mischief by fire or explosive substance with intent to destroy house, etc.				
			506		criminal intimidation				

S. No.	Name	State/ Dist	Constituency	Party	Age	Serious IPC Counts	No of Cases in which Accused	No. of Cases in which Convicted	Total		
31	ADITYA NATH	UTTAR PRADESH	Gorakhpur	BJP	36	3	2	0	2		
Cases (Accused)  1. IPC Sections - 147,148,149,307,302,504,506,427 , Other Details - 2. IPC Sections - 147,295,297,436,506 , Other Details -			Serious IPC Frequency Table								
			Serious IPC Sections		Number of Times they appear for this candidate						
			307		1						
			302		1						
			295		1						
			Total		3						
			IPC Section		Description						
			147		rioting						
			148		Rioting, armed with deadly weapon						
			149		Every member of unlawful assembly guilty of offence committed in prosecution of common object						
			295		Injuring or defiling place of worship with intent to insult the religion of any class						
			297		Trespassing on burial places, etc.						
			302		Murder						
			Cases (Convicted) -----No Cases----			307		Attempt to murder			
						427		Mischief causing damage to the amount of fifty rupees			
436		Mischief by fire or explosive substance with intent to destroy house, etc.									
504		Intentional insult with intent to provoke breach of the peace									
506		criminal intimidation									
S. No.	Name	State/ Dist	Constituency	Party	Age	Serious IPC Counts	No of Cases in which Accused	No. of Cases in which Convicted	Total		
32	HARENDRAKUMAR RAMCHANDRA PATHAK	GUJARAT	Ahmedabad East	BJP	62	3	1	0	1		
			Serious IPC Frequency Table								
			Serious IPC Sections		Number of Times they appear for this candidate						
			302		1						
			307		1						
			326		1						
			Total		3						

Cases (Accused)			IPC Section		Description				
			120B		Punishment of criminal conspiracy				
			149		Every member of unlawful assembly guilty of offence committed in prosecution of common object				
			152		Assaulting or obstructing public servant when suppressing riot, etc.				
			153		Wantonly giving provocation with intent to cause riot-if rioting be committed-if not committed				
			168		Public servant unlawfully engaging in trade				
			188		Disobedience to order duly promulgated by public servant				
			302		Murder				
			307		Attempt to murder				
			326		Voluntarily causing grievous hurt by dangerous weapons or means				
Cases (Convicted) -----No Cases-----			333		Voluntarily causing grievous hurt to deter public servant from his duty				
			347		Wrongful confinement to extort property, or constrain to illegal act				
			506		criminal intimidation				
S. No.	Name	State/ Dist	Constituency	Party	Age	Serious IPC Counts	No of Cases in which Accused	No. of Cases in which Convicted	Total
33	BHONSLE SHRIMANT CHH. UDYANRAJE PRATAPSIH	MAHARASHTRA	Satara	NCP	43	2	14	0	14
Cases (Accused)			Serious IPC Frequency Table						
			Serious IPC Sections			Number of Times they appear for this candidate			
			302			1			
			363			1			
			Total			2			
			IPC Section			Description			
			34			Acts done by several persons in furtherance of common intention			
			37			Co-operation by doing one of several acts constituting an offence			
			135			Abetment of desertion of soldier, sailor or airman			
			143			Being member of an unlawful assembly			
			147			rioting			
			148			Rioting, armed with deadly weapon			

7. IPC Sections - 143,147,504,506,427 , Other Details - Part-5 98/2007 8. IPC Sections - 143,147,435,355,323,405,427 , Other Details - Part-5 59/2007 9. IPC Sections - 37, 135 , Other Details - Part-6 132/2001 10. IPC Sections - 504,506,34 , Other Details - 1661/2003 11. IPC Sections - 323,504,506,34 , Other Details - 88/2006 12. IPC Sections - , Other Details - 563/2006 CRPC 107 13. IPC Sections - 143,147,149,341,332 with 37,135 , Other Details - Part-5 16/2009 14. IPC Sections - , Other Details - Chapter Case 5/2009 CRPC 107	149	Every member of unlawful assembly guilty of offence committed in prosecution of common object								
	302	Murder								
	323	voluntarily causing hurt								
	332	Voluntarily causing hurt to deter public servant from his duty								
	341	wrongful restraint								
	353	Assault or criminal force to deter public servant from discharge of his duty								
	355	Assault or criminal force with intent to dishonour person, otherwise than on grave provocation								
	363	kidnapping								
	405	Criminal breach of trust								
	427	Mischief causing damage to the amount of fifty rupees								
	435	Mischief by destroying or moving, etc., a land- mark fixed by public authority Mischief by fire or explosive substance with intent to cause damage to amount of one hundred or (in case of agricultural produce) ten rupees								
	447	criminal trespass								
	451	House-trespass in order to commit offence punishable with imprisonment								
	Cases (Convicted) -----No Cases----	452	House-trespass after preparation for hurt, assault or wrongful restraint							
504		Intentional insult with intent to provoke breach of the peace								
506		criminal intimidation								
507		Criminal intimidation by an anonymous communication								
S. No.	Name	State/ Dist	Constituency	Party	Age	Serious IPC Counts	No of Cases in which Accused	No. of Cases in which Convicted	Total	
34	RAKESH SACHAN	Fatehpur	SP	53	2	7	0	7	14	
			Serious IPC Frequency Table							
			Serious IPC Sections		Number of Times they appear for this candidate					
			307		1					
			364		1					
			Total		2					

<b>Cases (Accused)</b>  1. IPC Sections - 188 , Other Details - 2. IPC Sections - , Other Details - 30 ARMS ACT 3. IPC Sections - 147,323,332,336,353,504 , Other Details - 7 CRIMINAL AMENDMENT ACT 4. IPC Sections - , Other Details - 20/25/30 ARMS ACT 5. IPC Sections - 147,504,506 , Other Details - 6. IPC Sections - 147,149,307,342,506,436,364 , Other Details - 3(2)5 7. IPC Sections - 506,448,427 , Other Details			<b>IPC Section</b>		<b>Description</b>				
			147		rioting				
			149		Every member of unlawful assembly guilty of offence committed in prosecution of common object				
			188		Disobedience to order duly promulgated by public servant				
			307		Attempt to murder				
			323		voluntarily causing hurt				
			332		Voluntarily causing hurt to deter public servant from his duty				
			336		Act endangering life or personal safety of others				
			342		wrongful Confinement				
			353		Assault or criminal force to deter public servant from discharge of his duty				
			364		Kidnapping or abducting in order to murder				
			427		Mischief causing damage to the amount of fifty rupees				
<b>Cases (Convicted) -----No Cases----</b>			436		Mischief by fire or explosive substance with intent to destroy house, etc.				
			448		house-trespass				
			504		Intentional insult with intent to provoke breach of the peace				
			506		criminal intimidation				
<b>S. No.</b>	<b>Name</b>	<b>State/ Dist</b>	<b>Constituency</b>	<b>Party</b>	<b>Age</b>	<b>Serious IPC Counts</b>	<b>No of Cases in which Accused</b>	<b>No. of Cases in which Convicted</b>	<b>Total</b>
35	MUNDE GOPINATHRAO PAN-DURANG	MAHARASHTRA	Beed	BJP	59	2	4	0	4
<b>Cases (Accused)</b>  1. IPC Sections - 365,341,342,323,506 , Other Details - 3(10)ATTROCITY ACT 2. IPC Sections - 326 , Other Details - 3. IPC Sections - 143,147,148,149,353,323,34 , Other Details - 4. IPC Sections - , Other Details - 3, 25, 35 Arms Act			<b>Serious IPC Frequency Table</b>						
			<b>Serious IPC Sections</b>			<b>Number of Times they appear for this candidate</b>			
			365			1			
			326			1			
			Total			2			
			<b>IPC Section</b>			<b>Description</b>			
			34			Acts done by several persons in furtherance of common intention			
			143			Being member of an unlawful assembly			



Cases (Convicted) -----No Cases-----			147		rioting				
			148		Rioting, armed with deadly weapon				
			149		Every member of unlawful assembly guilty of offence committed in prosecution of common object				
			323		voluntarily causing hurt				
			326		Voluntarily causing grievous hurt by dangerous weapons or means				
			341		wrongful restraint				
			342		wrongful Confinement				
			353		Assault or criminal force to deter public servant from discharge of his duty				
			365		Kidnapping or abducting with intent secretly and wrongfully to confine person				
			506		criminal intimidation				
S. No.	Name	State/ Dist	Constituency	Party	Age	Serious IPC Counts	No of Cases in which Accused	No. of Cases in which Convicted	Total
36	ADHALRAO SHIVAJI DATTATRAY	MAHARASHTRA	Shirur	SHS	52	2	4	0	4
Cases (Accused)  1. IPC Sections - 143,147,323,353,504 , Other Details - 132(1)B.P ACT 135 2. IPC Sections - 324,337,341,323,504,506,353,332,307, 333,151,152,153,143,147,149 , Other Details - 3. IPC Sections - 341,143,149 , Other Details - 4. IPC Sections - 188 , Other Details -			Serious IPC Frequency Table						
			Serious IPC Sections			Number of Times they appear for this candidate			
			324			1			
			307			1			
			Total			2			
			IPC Section			Description			
			143			Being member of an unlawful assembly			
			147			rioting			
			149			Every member of unlawful assembly guilty of offence committed in prosecution of common object			
			151			Knowingly joining or continuing in assembly of five or more persons after it has been commanded to disperse			
			152			Assaulting or obstructing public servant when suppressing riot, etc.			
			153			Wantonly giving provocation with intent to cause riot-if rioting be committed-if not committed			
			188			Disobedience to order duly promulgated by public servant			
			307			Attempt to murder			

Cases (Convicted) -----No Cases----			323		voluntarily causing hurt				
			324		Voluntarily causing hurt by dangerous weapons or means				
			332		Voluntarily causing hurt to deter public servant from his duty				
			333		Voluntarily causing grievous hurt to deter public servant from his duty				
			337		Causing hurt by act endangering life or personal safety of others				
			341		wrongful restraint				
			353		Assault or criminal force to deter public servant from discharge of his duty				
			504		Intentional insult with intent to provoke breach of the peace				
			506		criminal intimidation				
S. No.	Name	State/ Dist	Constituency	Party	Age	Serious IPC Counts	No of Cases in which Accused	No. of Cases in which Convicted	Total
37	SUSHIL KUMAR SINGH	MAHARASHTRA	Shirur	SHS	52	2	4	0	4
Cases (Accused)  1. IPC Sections - 147, 148, 149, 323, 324, , Other Details - 2. IPC Sections - 147, 148, 149, 337, 323, , Other Details - 3. IPC Sections - 426, 427 , Other Details - 4. IPC Sections - 147, 148, 149, 447, 427, 379 , Other Details -			Serious IPC Frequency Table						
			Serious IPC Sections		Number of Times they appear for this candidate				
			324		1				
			379		1				
			Total		2				
			IPC Section		Description				
			147		rioting				
			148		Rioting, armed with deadly weapon				
			149		Every member of unlawful assembly guilty of offence committed in prosecution of common object				
			323		voluntarily causing hurt				
			324		Voluntarily causing hurt by dangerous weapons or means				
			337		Causing hurt by act endangering life or personal safety of others				
			379		theft				
			Cases (Convicted) -----No Cases----			426		Punished for mischief	
427		Mischief causing damage to the amount of fifty rupees							
447		criminal trespass							

S. No.	Name	State/ Dist	Constituency	Party	Age	Serious IPC Counts	No of Cases in which Accused	No. of Cases in which Convicted	Total
38	KHATGAONK PATIL BHASKARRAO BAPURAO	MAHARASHTRA	Nanded	INC	65	2	4	0	4
Cases (Accused)  1. IPC Sections - 188, 186, 173B, 171B, 171E, 171C, 129, 134 , Other Details - R.P.Act 1951 2. IPC Sections - 188, 171B, 171C , Other Details - 133 R.P.Act, 66, 192, 184, 108, 177 Under Motor Vehicle Act & 134 B.P. Act 3. IPC Sections - , Other Details - 226,227 ARTICLE OF CONSTITUTION OF INDIA SECTION - Passed by SECTION 88 OF CO-OPERATIVE ACT 4. IPC Sections - , Other Details - INQUIRY U/S 88 MAHARASHTRA ,CO-OPRATIVE SOCIETY ACT -1960			Serious IPC Frequency Table						
			Serious IPC Sections			Number of Times they appear for this candidate			
			171B			2			
			Total			2			
			IPC Section			Description			
			129			Public servant negligently suffering such prisoner to escape			
			134			Abetment of such assault, if the assault is committed			
			171			Wearing grab or carrying token used by public servant with fraudulent intent			
			171B			Bribery			
			186			Obstructing public servant in discharge of public functions			
Cases (Convicted) -----No Cases-----			188			Disobedience to order duly promulgated by public servant			
			323			voluntarily causing hurt			
			436			Mischief by fire or explosive substance with intent to destroy house, etc.			
S. No.	Name	State/ Dist	Constituency	Party	Age	Serious IPC Counts	No of Cases in which Accused	No. of Cases in which Convicted	Total
39	SUBHASH BAPURAO WANKHEDE MAHARASHTRA		Hingoli	SHS	46	2	4	0	4
Cases (Accused)  1. IPC Sections - 143,147,436,295,323 , Other Details - 2. IPC Sections - 171(b)(e) , Other Details - 3. IPC Sections - , Other Details - 226,227, ARTICLE OF CONSTITUTION OF INDIA 4. IPC Sections - , Other Details - INQUIRY U/S OF MAHARASHTRA CO-OP SOCIETY ACT 1960			Serious IPC Frequency Table						
			Serious IPC Sections			Number of Times they appear for this candidate			
			295			1			
			171B			1			
			Total			2			
			IPC Section			Description			
			143			Being member of an unlawful assembly			
			147			rioting			
			171B			Bribery			

Cases (Convicted) -----No Cases----			295			Injuring or defiling place of worship with intent to insult the religion of any class			
			323			voluntarily causing hurt			
			436			Mischief by fire or explosive substance with intent to destroy house, etc.			
S. No.	Name	State/ Dist	Constituency	Party	Age	Serious IPC Counts	No of Cases in which Accused	No. of Cases in which Convicted	Total
40	RAKESH PANDEY	UTTAR PRADESH	Ambedkar Nagar	BSP	55	2	3	0	3
Cases (Accused)  1. IPC Sections - 452,506 , Other Details - 2. IPC Sections - 352,504,506 , Other Details - 3. IPC Sections - 364A, 302, 120B, 212 , Other			Serious IPC Frequency Table						
			Serious IPC Sections			Number of Times they appear for this candidate			
			364A			1			
			302			1			
			Total			2			
			IPC Section			Description			
			120B			Punishment of criminal conspiracy			
			212			Hrbouring offender			
			302			Murder			
Cases (Convicted) -----No Cases----			352			assault or criminal force otherwise than on grave provocation			
			364A			Kidnapping for ransom, etc.			
			452			House-trespass after preparation for hurt, assault or wrongful restraint			
			504			Intentional insult with intent to provoke breach of the peace			
			506			criminal intimidation			
S. No.	Name	State/ Dist	Constituency	Party	Age	Serious IPC Counts	No of Cases in which Accused	No. of Cases in which Convicted	Total
41	DARA SINGH CHAUHAN	UTTAR PRADESH	Ghosi	BSP	50	2	2	0	2
Cases (Accused)  1. IPC Sections - 147,148,149,323,504,506,353,332,395,397,412 , Other Details - 7 C.L.A ACT, 27/30 ARMS ACT			Serious IPC Frequency Table						
			Serious IPC Sections			Number of Times they appear for this candidate			
			395			1			
			412			1			

2. IPC Sections - 147 148,323,336,427,353,332,341,504, 506 , Other Details - 7 C.L.A ACT, 3(I)G.P.D ACT			Total		2					
			IPC Section		Description					
			147		rioting					
			148		Rioting, armed with deadly weapon					
			149		Every member of unlawful assembly guilty of offence committed in prosecution of common object					
Cases (Convicted) -----No Cases-----			323		voluntarily causing hurt					
			332		Voluntarily causing hurt to deter public servant from his duty					
			336		Act endangering life or personal safety of others					
			341		wrongful restraint					
			353		Assault or criminal force to deter public servant from discharge of his duty					
			395		dacoity					
			397		Robbery, or dacoity, with attempt to cause death or grievous hurt					
			412		Dishonestly receiving property stolen in the commission of a dacoity					
			427		Mischief causing damage to the amount of fifty rupees					
			504		Intentional insult with intent to provoke breach of the peace					
			506		criminal intimidation					
S. No.	Name	State/ Dist	Constituency	Party	Age	Serious IPC Counts	No of Cases in which Accused	No. of Cases in which Convicted	Total	
42	KALIKESH NARAYAN SINGH DEO	ORISSA	Bolangir	BJD	34	2	2	0	2	
Cases (Accused)  1. IPC Sections - 448,427,294,506,34 , Other Details - 2. IPC Sections - 294,506 , Other Details - 3 SC/ST Act			Serious IPC Frequency Table							
			Serious IPC Sections		Number of Times they appear for this candidate					
			294		2					
			Total		2					
			IPC Section		Description					
			34		Acts done by several persons in furtherance of common intention					
			294		Obscene acts and songs					
			427		Mischief causing damage to the amount of fifty rupees					
Cases (Convicted) -----No Cases-----			448		house-trespass					
			506		criminal intimidation					

S. No.	Name	State/ Dist	Constituency	Party	Age	Serious IPC Counts	No of Cases in which Accused	No. of Cases in which Convicted	Total
43	SURENDRA SINGH NAGAR	UTTAR PRADESH	Gautam Budhha Nagar	BSP	44	2	2	0	2
Cases (Accused)  1. IPC Sections - , Other Details - 37 MANDI ADHINIUM 2. IPC Sections - 392,411,406 , Other Details			Serious IPC Frequency Table						
			Serious IPC Sections		Number of Times they appear for this candidate				
			392		1				
			411		1				
			Total		2				
			IPC Section		Description				
			392		robbery				
Cases (Convicted) -----No Cases-----			406		criminal breach of trust				
			411		Dishonestly receiving stolen property				
S. No.	Name	State/ Dist	Constituency	Party	Age	Serious IPC Counts	No of Cases in which Accused	No. of Cases in which Convicted	Total
44	VENUGOPALA REDDY MODUGULA	ANDHRA PRADESH	Narasaraopet	TDP	42	2	2	0	2
Cases (Accused)  1. IPC Sections - 147,148,307,324,447,149 , Other Details - 237/86,Mangalagiri Rural PS 2. IPC Sections - 143,341,186 , Other Details - 409/95, 5th Additional Munsif Magistrate			Serious IPC Frequency Table						
			Serious IPC Sections		Number of Times they appear for this candidate				
			307		1				
			324		1				
			Total		2				
			IPC Section		Description				
			143		Being member of an unlawful assembly				
			147		rioting				
			148		Rioting, armed with deadly weapon				
			149		Every member of unlawful assembly guilty of offence committed in prosecution of common object				
			186		Obstructing public servant in discharge of public functions				

Cases (Convicted) -----No Cases----			307		Attempt to murder				
			324		Voluntarily causing hurt by dangerous weapons or means				
			341		wrongful restraint				
			447		criminal trespass				
S. No.	Name	State/ Dist	Constituency	Party	Age	Serious IPC Counts	No of Cases in which Accused	No. of Cases in which Convicted	Total
45	THIRUMAAVALAVAN, THOL	TAMIL NADU	Chidambaram	VCK	46	2	2	0	2
Cases (Accused)  1. IPC Sections - 153,153 B , Other Details - 2. IPC Sections - 124, 153, 153 A, 153 B, 295 A, 505 , Other Details -			Serious IPC Frequency Table						
			Serious IPC Sections		Number of Times they appear for this candidate				
			124		1				
			295		1				
			Total		2				
			IPC Section		Description				
			124		Assaulting President, Governor, etc., with intent to compel or restrain the exercise of any lawful power				
Cases (Convicted) -----No Cases----			153		Wantonly giving provocation with intent to cause riot-if rioting be committed-if not committed				
			295		Injuring or defiling place of worship with intent to insult the religion of any class				
			505		Statements conducing to public mischief				
S. No.	Name	State/ Dist	Constituency	Party	Age	Serious IPC Counts	No of Cases in which Accused	No. of Cases in which Convicted	Total
46	ABDUL MANNAN HOSSAIN	WEST BENGAL	Murshidabad	INC	56	2	1	0	1
Cases (Accused)  1. IPC Sections - 147,148,149,332,353,323,427,337,364, 307,506 , Other Details -			Serious IPC Frequency Table						
			Serious IPC Sections		Number of Times they appear for this candidate				
			364		1				
			307		1				
			Total		2				
			IPC Section		Description				
			147		rioting				

			148	Rioting, armed with deadly weapon						
			149	Every member of unlawful assembly guilty of offence committed in prosecution of common object						
			307	Attempt to murder						
			323	voluntarily causing hurt						
			332	Voluntarily causing hurt to deter public servant from his duty						
			337	Causing hurt by act endangering life or personal safety of others						
			353	Assault or criminal force to deter public servant from discharge of his duty						
Cases (Convicted) -----No Cases----			364	Kidnapping or abducting in order to murder						
			427	Mischief causing damage to the amount of fifty rupees						
			506	criminal intimidation						
S. No.	Name	State/ Dist	Constituency	Party	Age	Serious IPC Counts	No of Cases in which Accused	No. of Cases in which Convicted	Total	
47	PREMDAS	UTTAR PRADESH	Etawah	SP	49	2	1	0	1	
Cases (Accused)  1. IPC Sections - 395,325 , Other Details - 156(3) CRPC			Serious IPC Frequency Table							
			Serious IPC Sections			Number of Times they appear for this candidate				
			395			1				
			325			1				
			Total			2				
			IPC Section			Description				
Cases (Convicted) -----No Cases----			325	voluntarily causing grievous hurt						
			395	dacoity						
S. No.	Name	State/ Dist	Constituency	Party	Age	Serious IPC Counts	No of Cases in which Accused	No. of Cases in which Convicted	Total	
48	MANIAN O.S	TAMIL NADU	Mayiladuthurai	AD M K	53	2	1	0	1	
Cases (Accused)  1. IPC Sections - 147, 148, 342, 324, 323, 506(ii), 307 , Other Details - Case no.267/2007, Vedharayam			Serious IPC Frequency Table							



			Serious IPC Sections		Number of Times they appear for this candidate				
			324		1				
			307		1				
			Total		2				
			IPC Section		Description				
			147		rioting				
			148		Rioting, armed with deadly weapon				
			307		Attempt to murder				
Cases (Convicted) -----No Cases----			323		voluntarily causing hurt				
			324		Voluntarily causing hurt by dangerous weapons or means				
			342		wrongful Confinement				
S. No.	Name	State/ Dist	Constit- uency	Party	Age	Seri- ous IPC Counts	No of Cases in which Ac- cused	No. of Cases in which Con- victed	Total
49	RADHEY MOHAN SINGH	UTTAR PRADESH	Ghazipur	SP	43	2	1	0	1
Cases (Accused)  1. IPC Sections - 147, 148, 149, 307, 323, 325, 504, 506 , Other Details - 7 Criminal Law Amendment Act			Serious IPC Frequency Table						
			Serious IPC Sections		Number of Times they appear for this candidate				
			307		1				
			325		1				
			Total		2				
			IPC Section		Description				
			147		rioting				
			148		Rioting, armed with deadly weapon				
			149		Every member of unlawful assembly guilty of offence committed in prosecution of common object				
			307		Attempt to murder				
			323		voluntarily causing hurt				
Cases (Convicted) -----No Cases----			325		voluntarily causing grievous hurt				
			504		Intentional insult with intent to provoke breach of the peace				
			506		criminal intimidation				

S. No.	Name	State/ Dist	Constituency	Party	Age	Serious IPC Counts	No of Cases in which Ac-cused	No. of Cases in which Con-victed	Total
50	DINUBHAI BOGHABHAI SOLANKI	GUJARAT	Juna-gadh	BJP	51	2	1	0	1
Cases (Accused)  1. IPC Sections - 143, 147, 148, 149, 325, 324, 323, 504, 506(2) , Other Details - BOMBAY POLICE ACT SECTION 135 FIR NO. I-198/2005,KODINAR POLICE STATION. JUD. MEGISTRATE FIRST CLASS KODINAR, CASE NO. 505/07 CASE IS PENDING			Serious IPC Frequency Table						
			Serious IPC Sections		Number of Times they appear for this candidate				
			325		1				
			324		1				
			Total		2				
			IPC Section		Description				
			143		Being member of an unlawful as-sembly				
			147		rioting				
			148		Rioting, armed with deadly weapon				
Cases (Convicted) -----No Cases-----			149		Every member of unlawful assembly guilty of offence committed in prosecution of common object				
			323		voluntarily causing hurt				
			324		Voluntarily causing hurt by dangerous weapons or means				
			325		voluntarily causing grievous hurt				
			504		Intentional insult with intent to pro-voke breach of the peace				
S. No.	Name	State/ Dist	Constituency	Party	Age	Serious IPC Counts	No of Cases in which Ac-cused	No. of Cases in which Con-victed	Total
51	CHANDRAKANT KHAIRE	MAHARASH-TRA	Aurang-abad	SHS	57	1	16	0	16
Cases (Accused)  1. IPC Sections - 147,342,353 , Other Details - 2. IPC Sections - 147,149,148, , Other Details - 3. IPC Sections - 143,147,148,427,323,504, , Other De-tails - 7 & 1 ,135 bp act 4. IPC Sections - 188 , Other Details - 135 bp act 5. IPC Sections - 343,34 , Other Details - 6. IPC Sections - 188 , Other Details - 3,4 ACT			Serious IPC Frequency Table						
			Serious IPC Sections		Number of Times they appear for this candidate				
			343		1				
			Total		1				
			IPC Section		Description				
			34		Acts done by several persons in fur-therance of common intention				
			143		Being member of an unlawful as-sembly				
			147		rioting				

7. IPC Sections - , Other Details - 134,135 bp act 8. IPC Sections - , Other Details - 134,135 bp act 9. IPC Sections - , Other Details - 135 bp act 10. IPC Sections - , Other Details - 37(3)135 BP Act 11. IPC Sections - , Other Details - 188 bp act 12. IPC Sections - , Other Details - 37(1)(3),135,136,134 bp act 13. IPC Sections - 143,341, , Other Details - 135 bp act 14. IPC Sections - 143,341 , Other Details - 132 bp act 15. IPC Sections - , Other Details - 135 B.P. Act 16. IPC Sections - , Other Details - Case No. 252/05			148		Rioting, armed with deadly weapon					
			149		Every member of unlawful assembly guilty of offence committed in prosecution of common object					
			188		Disobedience to order duly promulgated by public servant					
			323		voluntarily causing hurt					
			341		wrongful restraint					
			342		wrongful Confinement					
			343		Wrongful confinement for three or more days					
			353		Assault or criminal force to deter public servant from discharge of his duty					
			Cases (Convicted) -----No Cases-----			427		Mischief causing damage to the amount of fifty rupees		
504		Intentional insult with intent to provoke breach of the peace								
S. No.	Name	State/ Dist	Constituency	Party	Age	Serious IPC Counts	No of Cases in which Accused	No. of Cases in which Convicted	Total	
52	N. DHARAMSINGH	KARNATAKA	Bidar	INC	73	1	5	0	5	
Cases (Accused)  1. IPC Sections - IPC 499,500,501and 502 , Other Details - A private Criminal Complaint Filed Before VIII CMM,Bangalore Under section 200 CRPC for the offences Punishable under section 499,500,501and 502 of IPC. Case No PCR 1450 of 2005 (CC 13146 of 2005) Stay Details: A private criminal complaint has been filed before the VIII additional CMM Bangalore as detailed above. The very initiation of the proceeding and taking cognizance, has been challenged by me, by filing a criminal petition number 2128 of 2005 under section 482 CRPC, in the Hon'ble High Court of Karnataka. The Hon'ble High Court of Karnataka by its order dated 3/06/2005 was pleased to admit the petition and pending hearing granted an Interim Order of Stay of further proceedings. Again on 2/09/2005, the High Court ordered "Interim order to continue". The stay order is operating.			Serious IPC Frequency Table							
			Serious IPC Sections		Number of Times they appear for this candidate					
			171F		1					
			Total		1					
			IPC Section		Description					
			43		Illegal, Legally bound to do					
			143		Being member of an unlawful assembly					
			147		rioting					
			171F		undue influence or personation at an election					
			188		Disobedience to order duly promulgated by public servant					
			499		Defamation					

2. IPC Sections - IPC 143,147,188 , Other Details - Cr No 173/2008 under IPC section 143,147,188 read with 149,127(B) OF IMV ACT AND 171(E)			500			defamation						
3. IPC Sections - IPC sec 43,147,188,124(B) , Other Details - CR No.145/2008 Under Section 188 read with Section 34 and IPC sec 43,147,188,124(B)and of IMV act												
4. IPC Sections -IPC 188 ,Other Details -CR NO 179/2008 Under IPC sec 188 read with sec 34 and sec171(E)												
5. IPC Sections - IPC 143,147,188 and 171(F) , Other De-tails - CR NO.172/2008 under IPC sec 143,147,188and 171(F)read with 149 IPC and 127(B)of IMV Act												
Cases (Convicted) -----No Cases----												
			502			Sale of printed or engraved substance containing defamatory matter						
S. No.	Name	State/ Dist	Constit- uency	Party	Age	Seri- ous IPC Counts	No of Cases in which Ac- cused	No. of Cases in which Con- victed	Total			
53	TAPAS PAUL	WEST BENGAL	Krish- nanagar	AITC	51	1	5	0	5			
Cases (Accused)  1. IPC Sections - 147, 148, 427, 380, 448 , Other Details - Case No 79/05 2. IPC Sections - 188,34 , Other Details - Case No. 137/09 dt 09/04/09 3. IPC Sections - , Other Details - 121(4) W.B. MUNICIPAL ACT 4. IPC Sections - , Other Details - 121(4) W.B. MUNICIPAL ACT 5. IPC Sections - , Other Details - 121(4) W.B. MUNICIPAL ACT			Serious IPC Frequency Table									
			Serious IPC Sections			Number of Times they appear for this candidate						
			380			1						
			Total			1						
			IPC Section			Description						
			34			Acts done by several persons in fur- therance of common intention						
			147			rioting						
			148			Rioting, armed with deadly weapon						
			188			Disobedience to order duly promul- gated by public servant						
			380			Theft in dwelling house, etc.						
			Cases (Convicted) -----No Cases----			427			Mischief causing damage to the amount of fifty rupees			
						448			house-trespass			
			S. No.	Name	State/ Dist	Constit- uency	Party	Age	Seri- ous IPC Counts	No of Cases in which Ac- cused	No. of Cases in which Con- victed	Total
			54	BHAKTA CHARAN DAS	ORISSA	Kalah- andi	INC	52	1	4	0	4

<div>Cases (Accused)</div> <div>1. IPC Sections - 448,294,355, 34 , Other Details -</div> <div>2. IPC Sections - 143,283,186 , Other Details - 1/2004</div> <div>3. IPC Sections - , Other Details - 112,123 Motor vehicle Act</div> <div>4. IPC Sections - , Other Details - 112,125 Motor Vehicle Act</div>			Serious IPC Frequency Table							
			Serious IPC Sections			Number of Times they appear for this candidate				
			294			1				
			Total			1				
			IPC Section			Description				
			34			Acts done by several persons in furtherance of common intention				
			143			Being member of an unlawful assembly				
			186			Obstructing public servant in discharge of public functions				
			283			Danger or obstruction in public way or line of navigation				
			294			Obscene acts and songs				
Cases (Convicted) -----No Cases----			355			Assault or criminal force with intent to dishonour person, otherwise than on grave provocation				
			448			house-trespass				
S. No.	Name	State/ Dist	Constituency	Party	Age	Serious IPC Counts	No of Cases in which Accused	No. of Cases in which Convicted	Total	
55	DANVE RAOSAHEB DADARAO	MAHARASHTRA	Jalna	BJP	56	1	3	0	3	
<div>Cases (Convicted) -----No Cases----</div> <div>1. IPC Sections - , Other Details - 133 people representation act</div> <div>2. IPC Sections - 323,325,504,34 , Other Details -</div> <div>3. IPC Sections - , Other Details - 135 bombay police act</div>			Serious IPC Frequency Table							
			Serious IPC Sections			Number of Times they appear for this candidate				
			325			1				
			Total			1				
			IPC Section			Description				
			34			Acts done by several persons in furtherance of common intention				
			323			voluntarily causing hurt				
Cases (Convicted) -----No Cases----			325			voluntarily causing grievous hurt				
			504			Intentional insult with intent to provoke breach of the peace				

S. No.	Name	State/ Dist	Constituency	Party	Age	Serious IPC Counts	No of Cases in which Accused	No. of Cases in which Convicted	Total
56	K SUDHAKARAN KAVINTE ARIKATHU	KERALA	Kannur	INC	60	1	3	0	3
			Serious IPC Frequency Table						
			Serious IPC Sections		Number of Times they appear for this candidate				
			254		1				
			Total		1				
			IPC Section		Description				
			6		Definitions in the Code to be understood subject to exceptions				
			103		When the right of private defence of property extends to causing death				
			120B		Punishment of criminal conspiracy				
			143		Being member of an unlawful assembly				
			147		rioting				
			254		Delivery of coin as genuine, which, when first possess, the deliverer did not know to be altered				
			341		wrongful restraint				
			353		Assault or criminal force to deter public servant from discharge of his duty				
			506		criminal intimidation				
S. No.	Name	State/ Dist	Constituency	Party	Age	Serious IPC Counts	No of Cases in which Accused	No. of Cases in which Convicted	Total
57	GUDDU PREMCHAND	MADHYA PRADESH	Ujjain	INC	41	1	3	0	3
Cases (Accused)  1. IPC Sections - 353 , Other Details - 2. IPC Sections - 188, 201 , Other Details - 123(3), 127(A) P R Act 3. IPC Sections - 325 , Other Details -			Serious IPC Frequency Table						
			Serious IPC Sections		Number of Times they appear for this candidate				
			325		1				
			Total		1				
			IPC Section		Description				
			188		Disobedience to order duly promulgated by public servant				
			201		Causing disappearance of evidence of offence, or giving false information to screen offender				

Cases (Convicted) -----No Cases----			325			voluntarily causing grievous hurt			
			353			Assault or criminal force to deter public servant from discharge of his duty			
S. No.	Name	State/ Dist	Constituency	Party	Age	Serious IPC Counts	No of Cases in which Ac-cused	No. of Cases in which Con- victed	Total
58	H D KUMARA SWAMY	KARNATAKA	Ban- galore Rural	JD(S)	50	1	3	0	3
Cases (Accused)  1. IPC Sections - 295(A), 298, 504 , Other Details - 2. IPC Sections - , Other Details - 126 R.P. Act 3. IPC Sections - 500 , Other Details -			<b>Serious IPC Frequency Table</b>						
			<b>Serious IPC Sections</b>			<b>Number of Times they appear for this candidate</b>			
			295A			1			
			Total			1			
			<b>IPC Section</b>			<b>Description</b>			
			295A			Deliberate and malicious acts, intended to outrage religious feelings or any class by insulting its religion or religious beliefs			
			298			Uttering, words, etc., with deliberate intent to wound the religious feelings of any person			
Cases (Convicted) -----No Cases----			500			defamation			
			504			Intentional insult with intent to provoke breach of the peace			
S. No.	Name	State/ Dist	Constituency	Party	Age	Serious IPC Counts	No of Cases in which Ac-cused	No. of Cases in which Con- victed	Total
59	KIRTI AZAD	BIHAR	Darb- hanga	BJP	48	1	3	0	3
Cases (Accused)  1. IPC Sections - 144,353,427,504,, Other Details - 2. IPC Sections - 171(H), 188,120B , Other Details - 125, 133 R.P Act 3. IPC Sections - 188 , Other Details - 133 R.P.Act			<b>IPC Section</b>		<b>Description</b>				
			120B		Punishment of criminal conspiracy				
			144		Joining unlawful assembly armed with deadly weapon				
			171H		Illegal payments in connection with an election				
			188		Disobedience to order duly promulgated by public servant				
			353		Assault or criminal force to deter public servant from discharge of his duty				
			427		Mischief causing damage to the amount of fifty rupees				
Cases (Convicted) -----No Cases----			504		Intentional insult with intent to provoke breach of the peace				

S. No.	Name	State/ Dist	Constituency	Party	Age	Serious IPC Counts	No of Cases in which Accused	No. of Cases in which Convicted	Total
60	ASHOK TANWAR	HARYANA	Sirsa	INC	33	1	2	0	2
Cases (Accused)  1. IPC Sections - 143,188,171F,332,353,504,506,427 , Other Details - 192,196,181,207 M.V.Act, 151CR.P.C. 2. IPC Sections - 188 , Other Details -			<b>Serious IPC Frequency Table</b>						
			<b>Serious IPC Sections</b>		<b>Number of Times they appear for this candidate</b>				
			171F		1				
			Total		1				
			<b>IPC Section</b>		<b>Description</b>				
			143		Being member of an unlawful assembly				
			171F		undue influence or personation at an election				
			188		Disobedience to order duly promulgated by public servant				
			332		Voluntarily causing hurt to deter public servant from his duty				
			353		Assault or criminal force to deter public servant from discharge of his duty				
			427		Mischief causing damage to the amount of fifty rupees				
			504		Intentional insult with intent to provoke breach of the peace				
			506		criminal intimidation				
S. No.	Name	State/ Dist	Constituency	Party	Age	Serious IPC Counts	No of Cases in which Accused	No. of Cases in which Convicted	Total
61	GHANSYAM ANURAGI	UTTAR PRADESH	Jalaun	SP	35	1	2	0	2
Cases (Accused)  1. IPC Sections - 147,148,149,504,506,171C,365,323 , Other Details - 3(1)(5) 2. IPC Sections - 147,504,506 , Other Details - 7 CRIMINAL LAW ACT			<b>Serious IPC Frequency Table</b>						
			<b>Serious IPC Sections</b>		<b>Number of Times they appear for this candidate</b>				
			365		1				
			Total		1				
			<b>IPC Section</b>		<b>Description</b>				
			147		rioting				
			148		Rioting, armed with deadly weapon				
			149		Every member of unlawful assembly guilty of offence committed in prosecution of common object				



Cases (Convicted) -----No Cases----			171			Wearing grab or carrying token used by public servant with fraudulent intent			
			323			voluntarily causing hurt			
			365			Kidnapping or abducting with intent secretly and wrongfully to confine person			
			504			Intentional insult with intent to provoke breach of the peace			
			506			criminal intimidation			
S. No.	Name	State/ Dist	Constituency	Party	Age	Serious IPC Counts	No of Cases in which Accused	No. of Cases in which Convicted	Total
62	SIVAKUMAR @ J.K. RITHEESH. K	TAMIL NADU	Ramanathapuram	DMK	36	1	2	0	2
Cases (Accused)  1. IPC Sections - 147, 148, 307 , Other Details - 3 TNPPDL ACT 2. IPC Sections - 188, 143, 506, 1 , Other Details -			Serious IPC Frequency Table						
			Serious IPC Sections			Number of Times they appear for this candidate			
			307			1			
			Total			1			
Cases (Convicted) -----No Cases----			IPC Section			Description			
			1			Title and extent of operation of the Code			
			143			Being member of an unlawful assembly			
			147			rioting			
			148			Rioting, armed with deadly weapon			
			188			Disobedience to order duly promulgated by public servant			
			307			Attempt to murder			
			506			criminal intimidation			
S. No.	Name	State/ Dist	Constituency	Party	Age	Serious IPC Counts	No of Cases in which Accused	No. of Cases in which Convicted	Total
63	R. K. SINGH PATEL	UTTAR PRADESH	Banda	SP	49	1	2	0	2
Cases (Accused)  1. IPC Sections - 147,148,149,307,216A, , Other Details - 2. IPC Sections - 353,352,506,136(2) , Other Details -			Serious IPC Frequency Table						
			Serious IPC Sections			Number of Times they appear for this candidate			
			307			1			
			Total			1			

			IPC Section		Description				
			147		rioting				
			148		Rioting, armed with deadly weapon				
			149		Every member of unlawful assembly guilty of offence committed in prosecution of common object				
			216A		Penalty for harbouring robbers or dacoits				
			307		Attempt to murder				
			352		assault or criminal force otherwise than on grave provocation				
Cases (Convicted) -----No Cases----			353		Assault or criminal force to deter public servant from discharge of his duty				
			506		criminal intimidation				
S. No.	Name	State/ Dist	Constituency	Party	Age	Serious IPC Counts	No of Cases in which Ac-cused	No. of Cases in which Con-victed	Total
64	SEMMALAI S	TAMIL NADU	Karur	AD MK	62	1	2	0	2
Cases (Accused)  1. IPC Sections - 498(A),406,307 , Other Details - 2. IPC Sections - 143,341,188 , Other Details - 2,3 TNPPD ACT, 7(1)(a)CLA ACT			Serious IPC Frequency Table						
			Serious IPC Sections			Number of Times they appear for this candidate			
			307			1			
			Total			1			
			IPC Section			Description			
			143			Being member of an unlawful assembly			
			188			Disobedience to order duly promulgated by public servant			
			307			Attempt to murder			
			341			wrongful restraint			
Cases (Convicted) -----No Cases----			406		criminal breach of trust				
			498A		Husband or relative of husband of a woman subjecting her to cruelty				
S. No.	Name	State/ Dist	Constituency	Party	Age	Serious IPC Counts	No of Cases in which Ac-cused	No. of Cases in which Con-victed	Total
65	TAMBIDURAI.M	TAMIL NADU	Karur	AD MK	62	1	2	0	2

<b>Cases (Accused)</b>  1. IPC Sections - 143,341,181 , Other Details - 7(1)(A) CLA ACT 2. IPC Sections - 147,188 , Other Details - 7(1)(A) CLA ACT			<b>Serious IPC Frequency Table</b>						
			<b>Serious IPC Sections</b>			<b>Number of Times they appear for this candidate</b>			
			<b>181</b>			<b>1</b>			
			<b>Total</b>			<b>1</b>			
			<b>IPC Section</b>			<b>Description</b>			
			<b>143</b>			<b>Being member of an unlawful assembly</b>			
			<b>147</b>			<b>rioting</b>			
<b>Cases (Convicted) -----No Cases-----</b>			<b>181</b>			<b>False statement on oath or affirmation to public servant or person authorized to administer an oath or affirmation</b>			
			<b>188</b>			<b>Disobedience to order duly promulgated by public servant</b>			
			<b>341</b>			<b>wrongful restraint</b>			
<b>S. No.</b>	<b>Name</b>	<b>State/ Dist</b>	<b>Constit- uency</b>	<b>Party</b>	<b>Age</b>	<b>Seri- ous IPC Counts</b>	<b>No of Cases in which Ac- cused</b>	<b>No. of Cases in which Con- victed</b>	<b>Total</b>
66	ANGADI SURESH CHANNABASAPPA	KARNATAKA	Belgaum	BJP	55	1	2	0	2
<b>Cases (Accused)</b>  1. IPC Sections - , Other Details - 174(a)Railway Act (amendnent)2003 -Alleged obstuction to the train movement.J.M.F.C.4th court,Belagam.C.C.no.338/07 Date;20-02-2007 2. IPC Sections - IPC 153(A),505(2),171(c) , Other De- tails - 153(A),505(2),171(c),ipc AND 123(3)&123(3A) OF Representation of peoples act 1951-Cognizance not taken.prl C.J.(Sr.Dn.)&C.J.M.Court Belagam Mar- ket P.S.Cr.no.89/09			<b>IPC Section</b>			<b>Description</b>			
			<b>153A</b>			<b>Promoting enmity between differ- ent groups on grounds of religion, race, place of birth, residence, lan- guage, etc., and doing acts prejudi- cial to maintenance of harmony</b>			
<b>Cases (Convicted) -----No Cases-----</b>			<b>171</b>			<b>Wearing grab or carrying token used by public servant with fraudu- lent intent</b>			

S. No.	Name	State/ Dist	Constituency	Party	Age	Serious IPC Counts	No of Cases in which Accused	No. of Cases in which Convicted	Total
67	NAVJOT SINGH SIDHU	PUNJAB	Amritsar	BJP	45	1	0	1	1
Cases (Accused)  1. IPC Sections - 302,323,34 , Other Details - FIR No.244 Cr.M.P No.490 of 2007,59 of 2007. (Supreme Court suspended sentence and conviction and stayed the conviction)			Serious IPC Frequency Table						
			Serious IPC Sections			Number of Times they appear for this candidate			
			302			1			
			Total			1			
			IPC Section			Description			
			34			Acts done by several persons in furtherance of common intention			
Cases (Convicted) -----No Cases----			302			Murder			
			323			voluntarily causing hurt			
S. No.	Name	State/ Dist	Constituency	Party	Age	Serious IPC Counts	No of Cases in which Accused	No. of Cases in which Convicted	Total
67	NAVJOT SINGH SIDHU	PUNJAB	Amritsar	BJP	45	1	0	1	1
Cases (Accused) -----No Cases----			Serious IPC Frequency Table						
			Serious IPC Sections			Number of Times they appear for this candidate			
			153A			1			
			Total			1			
Cases (Convicted)  IPC Sections - 302,323,34 , Other Details - FIR No.244 Cr.M.P No.490 of 2007,59 of 2007. (Supreme Court suspended sentence and conviction and stayed the conviction)			IPC Section			Description			
			34			Acts done by several persons in furtherance of common intention			
			302			Murder			
			323			voluntarily causing hurt			
S. No.	Name	State/ Dist	Constituency	Party	Age	Serious IPC Counts	No of Cases in which Accused	No. of Cases in which Convicted	Total
68	DR. MURLI MANOHAR JOSHI	UTTAR PRADESH	Varanasi	BJP	73	1	1	0	1
Cases (Accused)  1. IPC Sections - 147,149,153A,153B,505 , Other Details -			Serious IPC Frequency Table						
			Serious IPC Sections			Number of Times they appear for this candidate			
			153A			1			
			Total			1			
			IPC Section			Description			
			147			rioting			

			149	Every member of unlawful assembly guilty of offence committed in prosecution of common object					
			153A	Promoting enmity between different groups on grounds of religion, race, place of birth, residence, language, etc., and doing acts prejudicial to maintenance of harmony					
Cases (Convicted) -----No Cases----			153B	Imputations, assertions prejudicial to national-integration					
			505	Statements conducing to public mischief					
S. No.	Name	State/ Dist	Constituency	Party	Age	Serious IPC Counts	No of Cases in which Ac-cused	No. of Cases in which Con-victed	Total
69	AMBICA BANERJEE	WEST BENGAL	Howrah	AITC	82	1	1	0	1
Cases (Accused)  1. IPC Sections - 147, 148, 149, 427, 325, 506 , Other Details - Case no. 53/98 dt-01.03.98			Serious IPC Frequency Table						
			Serious IPC Sections			Number of Times they appear for this candidate			
			325			1			
			Total			1			
			IPC Section			Description			
			147			rioting			
			148			Rioting, armed with deadly weapon			
			149			Every member of unlawful assembly guilty of offence committed in prosecution of common object			
Cases (Convicted) -----No Cases----			325			voluntarily causing grievous hurt			
			427			Mischief causing damage to the amount of fifty rupees			
			506			criminal intimidation			
S. No.	Name	State/ Dist	Constituency	Party	Age	Serious IPC Counts	No of Cases in which Ac-cused	No. of Cases in which Con-victed	Total
70	LALKRISHNA KISHANCHAND ADVANI	GUJARAT	Gandhi-nagar	BJP	81	1	1	0	1
Cases (Accused)  1. IPC Sections - 147, 149, 153A, 153B, 505 , Other Details -			Serious IPC Frequency Table						
			Serious IPC Sections			Number of Times they appear for this candidate			
			153A			1			
			Total			1			

Cases (Convicted) -----No Cases----			IPC Section			Description			
			147			rioting			
			149			Every member of unlawful assembly guilty of offence committed in prosecution of common object			
			153A			Promoting enmity between different groups on grounds of religion, race, place of birth, residence, language, etc., and doing acts prejudicial to maintenance of harmony			
			153B			Imputations, assertions prejudicial to national-integration			
			505			Statements conducing to public mischief			
S. No.	Name	State/ Dist	Constituency	Party	Age	Serious IPC Counts	No of Cases in which Ac-cused	No. of Cases in which Con- victed	Total
71	NALIN KUMAR KATEEL	KARNATAKA	Dakshina Kannada	BJP	42	1	1	0	1
Cases (Accused)  1. IPC Sections - 120B, 153, 153A,153(B), 504,501,506II, 34C , Other Details - crime no: 55/09; dated 7/3/2009 on the basis of complaint dated : 04/03/2009 Police station : Sullia. district Dakshin Kannada			Serious IPC Frequency Table						
			Serious IPC Sections			Number of Times they appear for this candidate			
			153A			1			
			Total			1			
			IPC Section			Description			
			34			Acts done by several persons in furtherance of common intention			
			120B			Punishment of criminal conspiracy			
Cases (Convicted) -----No Cases----			153			Wantonly giving provocation with intent to cause riot-if rioting be committed-if not committed			
			153A			Promoting enmity between different groups on grounds of religion, race, place of birth, residence, language, etc., and doing acts prejudicial to maintenance of harmony			
			153B			Imputations, assertions prejudicial to national-integration			
			501			Printing or engraving matter known to be defamatory			
			504			Intentional insult with intent to provoke breach of the peace			

S. No.	Name	State/ Dist	Constituency	Party	Age	Serious IPC Counts	No of Cases in which Ac-cused	No. of Cases in which Con-victed	Total
72	GANDHI DILIPKUMAR MANSUKHLAL	MAHARASHTRA	Ahmed-nagar	BJP	59	1	1	0	1
Cases (Accused)  1. IPC Sections - 93,143,147,148,149,123,337,341,427,504,506 , Other Details - BOMBAY POLICE ACT 37 (1) (3) 135			Serious IPC Frequency Table						
			Serious IPC Sections		Number of Times they appear for this candidate				
			123		1				
			Total		1				
			IPC Section		Description				
			93		Communication made in good faith				
			123		Concealing with intent to facilitate design to wage war				
			143		Being member of an unlawful assembly				
			147		rioting				
			148		Rioting, armed with deadly weapon				
			149		Every member of unlawful assembly guilty of offence committed in prosecution of common object				
			337		Causing hurt by act endangering life or personal safety of others				
			341		wrongful restraint				
Cases (Convicted) -----No Cases-----			427		Mischief causing damage to the amount of fifty rupees				
			504		Intentional insult with intent to provoke breach of the peace				
			506		criminal intimidation				
S. No.	Name	State/ Dist	Constituency	Party	Age	Serious IPC Counts	No of Cases in which Ac-cused	No. of Cases in which Con-victed	Total
73	B. JHANSI	ANDHRA PRADESH	Viziana-garam	INC	45	1	1	0	1
Cases (Accused)  1. IPC Sections - 177 , Other Details - cc-263/2008 special judicial 1st magisitrte (excise) vizianaram 33(A),125(A) OF REPRESENTATION OF PEOPLES ACT			Serious IPC Frequency Table						
			Serious IPC Sections		Number of Times they appear for this candidate				
			177		1				
			Total		1				

Cases (Convicted) -----No Cases----			IPC Section			Description				
			177			Furnishing false information				
S. No.	Name	State/ Dist	Constit- uency	Party	Age	Seri- ous IPC Counts	No of Cases in which Ac- cused	No. of Cases in which Con- victed	Total	
74	DHANANJAY SINGH	UTTAR PRADESH	Jaunpur	BSP	33	1	1	0	1	
Cases (Accused)  1. IPC Sections - 120B,302 , Other Details - 3(1) 5 SC/ST ACT			Serious IPC Frequency Table							
			Serious IPC Sections			Number of Times they appear for this candidate				
			302			1				
			Total			1				
			IPC Section			Description				
Cases (Convicted) -----No Cases----			120B			Punishment of criminal conspiracy				
			302			Murder				
S. No.	Name	State/ Dist	Constit- uency	Party	Age	Seri- ous IPC Counts	No of Cases in which Ac- cused	No. of Cases in which Con- victed	Total	
75	RAJNATH SINGH	UTTAR PRADESH	Ghazia- bad	BJP	57	1	1	0	1	
Cases (Accused)  1. IPC Sections - 153A/153B/505 , Other Details - 123 AND 125 REPRESENTATION OF PEOPLE ACT			Serious IPC Frequency Table							
			Serious IPC Sections			Number of Times they appear for this candidate				
			153A			1				
			Total			1				
Cases (Convicted) -----No Cases----			IPC Section			Description				
			153A			Promoting enmity between differ- ent groups on grounds of religion, race, place of birth, residence, lan- guage, etc., and doing acts prejudi- cial to maintenance of harmony				
			153B			Imputations, assertions prejudicial to national-integration				
			505			Statements conducing to public mischief				
S. No.	Name	State/ Dist	Constit- uency	Party	Age	Seri- ous IPC Counts	No of Cases in which Ac- cused	No. of Cases in which Con- victed	Total	
76	ADHIKARI SISIR KUMAR	WEST BENGAL	Kanthi	AITC	69	1	1	0	1	



Cases (Accused)			Serious IPC Frequency Table							
			Serious IPC Sections			Number of Times they appear for this candidate				
			379			1				
			Total			1				
			IPC Section			Description				
			147			rioting				
			148			Rioting, armed with deadly weapon				
			149			Every member of unlawful assembly guilty of offence committed in prosecution of common object				
Cases (Convicted) -----No Cases-----			323			voluntarily causing hurt				
			379			theft				
			427			Mischief causing damage to the amount of fifty rupees				
S. No.	Name	State/ Dist	Constituency	Party	Age	Serious IPC Counts	No of Cases in which Ac-cused	No. of Cases in which Con-victed	Total	
77	AHIR HANSARAJ GANGARAM	MAHARASH-TRA	Chandra-pur	BJP	54	0	30	0	1	
Cases (Accused)			IPC Section			Description				
			136			Harbouring deserter				
			147			rioting				
			149			Every member of unlawful assembly guilty of offence committed in prosecution of common object				
			151			Knowingly joining or continuing in assembly of five or more persons after it has been commanded to disperse				
1. IPC Sections - 147,149,136,151,152,506,332,427,153, 341,436 , Other Details - 135,294,337,427,131,143,188,341,186 B.P.Act & D.P.P Act										
2. IPC Sections - , Other Details - 45/1987										
3. IPC Sections - , Other Details - 12467/1990										
4. IPC Sections - , Other Details - 8600/2000										
5. IPC Sections - , Other Details - 6635/1988										
6. IPC Sections - , Other Details - 1239/2000										
7. IPC Sections - , Other Details - 3901/2000										
8. IPC Sections - , Other Details - 4270/2000										
9. IPC Sections - , Other Details - 2998/2001										
10. IPC Sections - , Other Details - 1003/2002										
11. IPC Sections - , Other Details - 10218/2004										
12. IPC Sections - , Other Details - 9492/2004										
13. IPC Sections - , Other Details - 436/2004										
14. IPC Sections - , Other Details - 7683/2000										
15. IPC Sections - , Other Details - 10564/2005										
16. IPC Sections - , Other Details - 2757/2000										
17. IPC Sections - , Other Details - 2951/2001										
18. IPC Sections - , Other Details - 1885/2002										
19. IPC Sections - , Other Details - 14965/2003										
20. IPC Sections - , Other Details - 14833/2003										

21. IPC Sections - , Other Details - 328/2000 22. IPC Sections - , Other Details - 326/2000 23. IPC Sections - , Other Details - 3748/1999 24. IPC Sections - , Other Details - 5/2000 25. IPC Sections - , Other Details - 427/2001 26. IPC Sections - , Other Details - 253/1998 27. IPC Sections - , Other Details - 640/1998 28. IPC Sections - , Other Details - 5795/2002 29. IPC Sections - , Other Details - 2899/2007 30. IPC Sections - , Other Details - 2539/2007			152		Assaulting or obstructing public servant when suppressing riot, etc.				
			153		Wantonly giving provocation with intent to cause riot-if rioting be committed-if not committed				
			332		Voluntarily causing hurt to deter public servant from his duty				
			341		wrongful restraint				
			427		Mischief causing damage to the amount of fifty rupees				
			436		Mischief by fire or explosive substance with intent to destroy house, etc.				
			506		criminal intimidation				
Cases (Convicted) -----No Cases-----									
S. No.	Name	State/ Dist	Constituency	Party	Age	Serious IPC Counts	No of Cases in which Accused	No. of Cases in which Convicted	Total
78	N CHALUVARAYASWAMY	KARNATAKA	Mandya	JD(S)	49	0	15	0	1
Cases (Accused)			IPC Section		Description				
IPC Sections - , Other Details - WP9196/09									
IPC Sections - , Other Details - WP9197/09									
IPC Sections - , Other Details - WP9198/09									
IPC Sections - , Other Details - WP9199/09									
IPC Sections - , Other Details - WP9200/09									
IPC Sections - , Other Details - WP9201/09									
IPC Sections - , Other Details - WP9202/09									
IPC Sections - , Other Details - WP9203/09									
IPC Sections - , Other Details - WP9204/09									
IPC Sections - , Other Details - WP9205/09									
IPC Sections - , Other Details - WP9206/09									
IPC Sections - , Other Details - WP9207/09									
IPC Sections - , Other Details - RP.No.107 APP. NO.6043/06									
IPC Sections - , Other Details - RP.No.107 APP. NO.6044/06									
Cases (Convicted) -----No Cases-----									
S. No.	Name	State/ Dist	Constituency	Party	Age	Serious IPC Counts	No of Cases in which Accused	No. of Cases in which Convicted	Total
79	Tathagata Satpathy	ORISSA	Dhenkanal	BJD	53	0	15	0	1

Cases (Accused)			IPC Section		Description				
1. IPC Sections - 500 , 501 , Other Details - 2. IPC Sections - 500,501 , Other Details - 3. IPC Sections - 500,501 , Other Details - 4. IPC Sections - 500,501 , Other Details - 5. IPC Sections - 500,501 , Other Details - 6. IPC Sections - 500,501 , Other Details - 7. IPC Sections - 500,501 , Other Details - 8. IPC Sections - 500,501 , Other Details - 9. IPC Sections - 500,501 , Other Details - 10. IPC Sections - 500,501 , Other Details - 11. IPC Sections - 500,501 , Other Details - 12. IPC Sections - 500,501 , Other Details - 13. IPC Sections - 500,501 , Other Details - 14. IPC Sections - 500,501 , Other Details - 15. IPC Sections - 500,501 , Other Details -			500		defamation				
Cases (Convicted) -----No Cases-----			501		Printing or engraving matter known to be defamatory				
S. No.	Name	State/ Dist	Constituency	Party	Age	Serious IPC Counts	No of Cases in which Accused	No. of Cases in which Convicted	Total
80	JADHAV PRATAPRAO GANPA-TRAO	MAHARASHTRA	Buld-hana	SHS	49	0	10	0	1
Cases (Accused)			IPC Section		Description				
1. IPC Sections - , Other Details - BOMBAY POLICE ACT 135			500		defamation				
2. IPC Sections - , Other Details - BOMBAY POLICE ACT 135			501		Printing or engraving matter known to be defamatory				
3. IPC Sections - , Other Details - LIQUOR ACT 61(1),70,81,83,108									
4. IPC Sections - , Other Details - LIQUOR ACT 61(1),70,81,83,108									
5. IPC Sections - , Other Details - LIQUOR ACT 61(1),70,81,83,108									
6. IPC Sections - , Other Details - LIQUOR ACT 61(1),70,81,83,108									
7. IPC Sections - , Other Details - LIQUOR ACT 61(1),70,81,83,108									
8. IPC Sections - , Other Details - LIQUOR ACT 61(1),70,81,83,108									
9. IPC Sections - , Other Details - LIQUOR ACT 61(1),70,81,83,108									
10. IPC Sections - , Other Details - LIQUOR ACT 61(1),70,81,83,108									
Cases (Convicted) -----No Cases-----									

S. No.	Name	State/ Dist	Constituency	Party	Age	Serious IPC Counts	No of Cases in which Ac-cused	No. of Cases in which Con-victed	Total
81	BABAR GAJANAN DHARMSHI	MAHARASH-TRA	Maval	SHS	66	0	7	0	1
			IPC Section		Description				
			143		Being member of an unlawful as-sembly				
			147		rioting				
			148		Rioting, armed with deadly weapon				
			188		Disobedience to order duly promul-gated by public servant				
			323		voluntarily causing hurt				
			336		Act endangering life or personal safety of others				
			341		wrongful restraint				
			352		assault or criminal force otherwise than on grave provocation				
			427		Mischief causing damage to the amount of fifty rupees				
Cases (Convicted) -----No Cases----			505		Statements conducing to public mischief				
S. No.	Name	State/ Dist	Constituency	Party	Age	Serious IPC Counts	No of Cases in which Ac-cused	No. of Cases in which Con-victed	Total
82	SANJAY BRIJKISHORLAL NIRUPAM	MAHARASH-TRA	Mumbai North	INC	44	0	5	0	1
			IPC Section		Description				
			500		defamation				
			501		Printing or engraving matter known to be defamatory				
Cases (Convicted) -----No Cases----									

S. No.	Name	State/ Dist	Constituency	Party	Age	Serious IPC Counts	No of Cases in which Ac-cused	No. of Cases in which Con-victed	Total
83	KODIKUNNIL SURESH	KERALA	Mavelik-kara	INC	46	0	4	0	1
			IPC Section		Description				
			143		Being member of an unlawful assembly				
			145		Joining or continuing in unlawful assembly, knowing it has been commanded to disperse				
			147		rioting				
			149		Every member of unlawful assembly guilty of offence committed in prosecution of common object				
			188		Disobedience to order duly promulgated by public servant				
Cases (Convicted) -----No Cases----			283		Danger or obstruction in public way or line of navigation				
S. No.	Name	State/ Dist	Constituency	Party	Age	Serious IPC Counts	No of Cases in which Ac-cused	No. of Cases in which Con-victed	Total
84	DHOTRE SANJAY SHAMRAO	MAHARASH-TRA	Akola	BJP	50	0	4	0	1
			IPC Section		Description				
			143		Being member of an unlawful assembly				
			341		wrongful restraint				
Cases (Convicted) -----No Cases----			500		defamation				
S. No.	Name	State/ Dist	Constituency	Party	Age	Serious IPC Counts	No of Cases in which Ac-cused	No. of Cases in which Con-victed	Total
85	ASHOK ARGAL	MADHYA PRADESH	Bhind	BJP	39	0	4	0	1
			IPC Section		Description				
			120B		Punishment of criminal conspiracy				

			147			rioting			
			148			Rioting, armed with deadly weapon			
			323			voluntarily causing hurt			
			352			assault or criminal force otherwise than on grave provocation			
			500			defamation			
Cases (Convicted) -----No Cases----			501			Printing or engraving matter known to be defamatory			
			502			Sale of printed or engraved substance containing defamatory matter			
S. No.	Name	State/ Dist	Constituency	Party	Age	Serious IPC Counts	No of Cases in which Ac-cused	No. of Cases in which Con-victed	Total
86	NIKHIL KUMAR CHOUDHARY	MADHYA PRADESH	Bhind	BJP	39	0	4	0	1
			IPC Section			Description			
			143			Being member of an unlawful assembly			
			188			Disobedience to order duly promulgated by public servant			
Cases (Convicted) -----No Cases----			341			wrongful restraint			
S. No.	Name	State/ Dist	Constituency	Party	Age	Serious IPC Counts	No of Cases in which Ac-cused	No. of Cases in which Con-victed	Total
87	RAMA DEVI	BIHAR	Sheohar	BJP	60	0	3	0	1
			IPC Section			Description			
			332			Voluntarily causing hurt to deter public servant from his duty			
			341			wrongful restraint			
			342			wrongful Confinement			
			347			Wrongful confinement to extort property, or constrain to illegal act			
			353			Assault or criminal force to deter public servant from discharge of his duty			
			504			Intentional insult with intent to provoke breach of the peace			
Cases (Convicted) -----No Cases----			506			criminal intimidation			

S. No.	Name	State/ Dist	Constituency	Party	Age	Serious IPC Counts	No of Cases in which Accused	No. of Cases in which Convicted	Total
88	MAHABALI SINGH	BIHAR	Karakat	JD(U)	54	0	3	0	1
Cases (Accused)			IPC Section		Description				
1. IPC Sections - , Other Details - 3 Property Defacement Act			188		Disobedience to order duly promulgated by public servant				
2. IPC Sections - 188 , Other Details - 133 People's Representative Act									
3. IPC Sections - , Other Details - 3 Property Defacement Act									
Cases (Convicted) -----No Cases----									
S. No.	Name	State/ Dist	Constituency	Party	Age	Serious IPC Counts	No of Cases in which Accused	No. of Cases in which Convicted	Total
89	PATEL NATUBHAI GOMANBHAI	DADRA & NAGAR HAVELI	Dadra & Nagar Haveli	BJP	36	0	3	0	1
Cases (Accused)			IPC Section		Description				
1. IPC Sections - 143,147,148,149,452,427,504,506 , Other Details - RCC NO.45/2000 FIR(CR NO.)294/99			34		Acts done by several persons in furtherance of common intention				
2. PC Sections - 143,147,452,427,506,34 , Other Details - RCC NO.06/2008 FIR (CR NO.)170/07			143		Being member of an unlawful assembly				
3. IPC Sections - 143,147,148,323,427,504,506(2) , Other Details - FIR (CR NO.)I-51/07			147		rioting				
			148		Rioting, armed with deadly weapon				
			149		Every member of unlawful assembly guilty of offence committed in prosecution of common object				
			323		voluntarily causing hurt				
			427		Mischief causing damage to the amount of fifty rupees				
			452		House-trespass after preparation for hurt, assault or wrongful restraint				
Cases (Convicted) -----No Cases----			504		Intentional insult with intent to provoke breach of the peace				
			506		criminal intimidation				

S. No.	Name	State/ Dist	500	defa- ma- tion	Age	Seri- ous IPC Counts	No of Cases in which Ac- cused	No. of Cases in which Con- victed	Total
90	PRADEEP KUMAR SINGH	BIHAR	Araria	BJP	43	0	3	0	1
Cases (Accused)  1. IPC Sections - 147, 148, 149, 341, 323,353,504, , Other Details - 2. IPC Sections - 341,342, 506, 353, 504/34 , Other Details - 3. IPC Sections - 147, 323, 504, 427, , Other Details -			IPC Section		Description				
			34		Acts done by several persons in furtherance of common intention				
			147		rioting				
			148		Rioting, armed with deadly weapon				
			149		Every member of unlawful assembly guilty of offence committed in prosecution of common object				
			323		voluntarily causing hurt				
			341		wrongful restraint				
			342		wrongful Confinement				
			353		Assault or criminal force to deter public servant from discharge of his duty				
			427		Mischief causing damage to the amount of fifty rupees				
Cases (Convicted) -----No Cases----			504		Intentional insult with intent to provoke breach of the peace				
			506		criminal intimidation				
S. No.	Name	State/ Dist	500	defa- ma- tion	Age	Seri- ous IPC Counts	No of Cases in which Ac- cused	No. of Cases in which Con- victed	Total
91	SUGAVANAM. E.G.	TAMIL NADU	Krish- nagiri	DMK	51	0	3	0	1
Cases (Accused)  1. IPC Sections - 148 188 294(b) 285 , Other Details - CASE NO. CC554/2003, KRISHNAGIRI POLICE STATION, CRIME NO.400/2003, IPC 285 AND SEC 74 OF TAMILNADU CITY POLICE ACT, DATE OF FILING 28.11.2003 2. IPC Sections - 294(b) , Other Details - CASE NO. STC 753/2003, MATHUR POLICE STATION, CRIME NO. 442/2003. 3. IPC Sections - , Other Details - ORIGINAL CASE NO. 36/2004, APPEAL - IA30/2008 APPEAL NO. /2009			IPC Section		Description				
			148		Rioting, armed with deadly weapon				
			188		Disobedience to order duly promulgated by public servant				
Cases (Convicted) -----No Cases----			285		Negligent conduct with respect to fire or combustible matter				



S. No.	Name	State/ Dist	Constituency	Party	Age	Serious IPC Counts	No of Cases in which Accused	No. of Cases in which Convicted	Total
92	HARSH VARDHAN	UTTAR PRADESH	Maharajganj	INC	61	0	3	0	1
Cases (Accused)  1. IPC Sections - 332 , Other Details - 7 Criminal L. Arm Act 2. IPC Sections - 147,332,342,504,506 , Other Details - 3. IPC Sections - 147,323,504 , Other Details -			IPC Section		Description				
			147		rioting				
			323		voluntarily causing hurt				
			332		Voluntarily causing hurt to deter public servant from his duty				
			342		wrongful Confinement				
			504		Intentional insult with intent to provoke breach of the peace				
Cases (Convicted) -----No Cases-----			506		criminal intimidation				
S. No.	Name	State/ Dist	Constituency	Party	Age	Serious IPC Counts	No of Cases in which Accused	No. of Cases in which Convicted	Total
93	SAMBASIVA RAO RAYAPATI	ANDHRA PRADESH	Guntur	INC	65	0	3	0	1
Cases (Accused) 1. IPC Sections - , Other Details - 142B of Negotiable Instruments act 2. IPC Sections - , Other Details - case no.1472/04 3. IPC Sections - , Other Details - case no. 154/04			IPC Section		Description				
Cases (Convicted) -----No Cases-----									
S. No.	Name	State/ Dist	Constituency	Party	Age	Serious IPC Counts	No of Cases in which Accused	No. of Cases in which Convicted	Total
94	PRADEEP KUMAR JAIN	UTTAR PRADESH	Jhansi	INC	46	0	2	0	1
Cases (Accused) 1. IPC Sections - 332, 447, , Other Details - 2/3 LOK SAMPATI CHATI NIRDHARAN ACT 2. IPC Sections - 147, 283, 341 , Other Details - 7 CRIMINAL LAW ACT			IPC Section		Description				
			147		rioting				
			283		Danger or obstruction in public way or line of navigation				
			332		Voluntarily causing hurt to deter public servant from his duty				
			341		wrongful restraint				
			447		criminal trespass				

S. No.	Name	State/ Dist	Constituency	Party	Age	Serious IPC Counts	No of Cases in which Accused	No. of Cases in which Convicted	Total
95	V ARUN KUMAR	ANDHRA PRADESH	Ra-jahmundry	INC	54	0	2	0	1
Cases (Accused)			IPC Section		Description				
1. IPC Sections - , Other Details - 133/9596, Excise Police station, Korukonda. Sec 8(b) of AP Prohibition act 1995 for possession of 4 litres of ID Liquor			309		Attempt to commit suicide				
2. IPC Sections - 309 , Other Details - CC NO 255/1998, First additional JFCM,amalapuram. Attempt to suicide									
Cases (Convicted) -----No Cases----									
S. No.	Name	State/ Dist	Constituency	Party	Age	Serious IPC Counts	No of Cases in which Accused	No. of Cases in which Convicted	Total
96	KISANBHAI VESTABHAI PATEL	GUJARAT	Valsad	INC	46	0	2	0	1
Cases (Accused)			IPC Section		Description				
1. IPC Sections - 323,147,148,338,504,427 , Other Details -			147		rioting				
2. IPC Sections - 186, 323, 504 , Other Details -			148		Rioting, armed with deadly weapon				
			186		Obstructing public servant in discharge of public functions				
			323		voluntarily causing hurt				
			338		Causing grievous hurt by act endangering life or personal safety of others				
			427		Mischief causing damage to the amount of fifty rupees				
Cases (Convicted) -----No Cases----			504		Intentional insult with intent to provoke breach of the peace				
S. No.	Name	State/ Dist	Constituency	Party	Age	Serious IPC Counts	No of Cases in which Accused	No. of Cases in which Convicted	Total
97	K. CHANDRASEKHARA RAO	ANDHRA PRADESH	Mahbubnagar	TRS	55	0	2	0	1
Cases (Accused)			IPC Section		Description				
1. IPC Sections - , Other Details - 126(B)of RP Act, FIR no 145/2008 Karimnagar I town									
2. IPC Sections - , Other Details - case no. 152/2008 126(B) of RP Act									
Cases (Convicted) -----No Cases----									

S. No.	Name	State/ Dist	Constituency	Party	Age	Serious IPC Counts	No of Cases in which Accused	No. of Cases in which Convicted	Total
98	SHRI BISHNU PADA RAY	ANDAMAN & NICOBAR ISLANDS	Andaman & Nicobar Islands	BJP	59	0	2	0	1
Cases (Accused)			IPC Section		Description				
			147		rioting				
			149		Every member of unlawful assembly guilty of offence committed in prosecution of common object				
			186		Obstructing public servant in discharge of public functions				
Cases (Convicted) -----No Cases-----			447		criminal trespass				
			511		attempting to commit offences punishable with imprisonment for life or other imprisonment				
S. No.	Name	State/ Dist	Constituency	Party	Age	Serious IPC Counts	No of Cases in which Accused	No. of Cases in which Convicted	Total
99	ARJUN MUNDA	JHARKHAND	Jamshedpur	BJP	41	0	2	0	1
Cases (Accused)			IPC Section		Description				
			147		rioting				
			148		Rioting, armed with deadly weapon				
			188		Disobedience to order duly promulgated by public servant				
			323		voluntarily causing hurt				
Cases (Convicted) -----No Cases-----			427		Mischief causing damage to the amount of fifty rupees				
			435		Mischief by destroying or moving, etc., a land- mark fixed by public authority Mischief by fire or explosive substance with intent to cause damage to amount of one hundred or (in case of agricultural produce) ten rupees				
S. No.	Name	State/ Dist	Constituency	Party	Age	Serious IPC Counts	No of Cases in which Accused	No. of Cases in which Convicted	Total
100	N PEETHAMBARAKURUP	KERALA	Kollam	INC	66	0	2	0	1

Cases (Accused)  1. IPC Sections - 143, 147, 149, 283, , Other Details - 38, 52, KP Act 2. IPC Sections - 143, 147, 149, 188, 283, 427 , Other Details - 52 KP Act, 18(L)(III), 56 KP Act			IPC Section		Description				
			143		Being member of an unlawful assembly				
			147		rioting				
			149		Every member of unlawful assembly guilty of offence committed in prosecution of common object				
			188		Disobedience to order duly promulgated by public servant				
			283		Danger or obstruction in public way or line of navigation				
Cases (Convicted) -----No Cases----			427		Mischief causing damage to the amount of fifty rupees				
S. No.	Name	State/ Dist	Constituency	Party	Age	Serious IPC Counts	No of Cases in which Accused	No. of Cases in which Convicted	Total
101	MANGANI LAL MANDAL	BIHAR	Jhanjhar-pur	JD(U)	60	0	2	0	1
Cases (Accused)  1. IPC Sections - 504,385, , Other Details - 2. IPC Sections - 499,500 , Other Details -			IPC Section		Description				
			385		Putting person in fear of injury in order to commit extortion				
			499		Defamation				
			500		defamation				
Cases (Convicted) -----No Cases----			504		Intentional insult with intent to provoke breach of the peace				
S. No.	Name	State/ Dist	Constituency	Party	Age	Serious IPC Counts	No of Cases in which Accused	No. of Cases in which Convicted	Total
102	DR. SANJAY JAISWAL	BIHAR	Paschim Champaran	BJP	44	0	2	0	1
Cases (Accused)  1. IPC Sections - 147,148,149,341,323,353,336,337,427 , Other Details - 2. IPC Sections - 188 , Other Details - 3 Lok Sampati Act			IPC Section		Description				
			147		rioting				
			148		Rioting, armed with deadly weapon				
			149		Every member of unlawful assembly guilty of offence committed in prosecution of common object				
			188		Disobedience to order duly promulgated by public servant				
			323		voluntarily causing hurt				
			336		Act endangering life or personal safety of others				

Cases (Convicted) -----No Cases----			337			Causing hurt by act endangering life or personal safety of others			
			341			wrongful restraint			
			353			Assault or criminal force to deter public servant from discharge of his duty			
			427			Mischief causing damage to the amount of fifty rupees			
S. No.	Name	State/ Dist	Constituency	Party	Age	Serious IPC Counts	No of Cases in which Accused	No. of Cases in which Convicted	Total
103	PASHUPATI NATH SINGH	JHARKHAND	Dhanbad	BJP	60	0	2	0	1
Cases (Accused)  1. IPC Sections - 143, 188 , Other Details - 3/9 Bihar control Of Use of loudspeaker Act, 144 Cr.P.C. 2. IPC Sections - 143, 341 , Other Details - 147, 171 RAILWAY ACT			IPC Section			Description			
			143			Being member of an unlawful assembly			
			188			Disobedience to order duly promulgated by public servant			
Cases (Convicted) -----No Cases----			341			wrongful restraint			
S. No.	Name	State/ Dist	Constituency	Party	Age	Serious IPC Counts	No of Cases in which Accused	No. of Cases in which Convicted	Total
104	SANJAY DINA PATIL	MAHARASHTRA	Mumbai North East	NCP	40	0	2	0	1
Cases (Accused)  1. IPC Sections - 143,147,149,341 , Other Details - Mumbai Police Act 37(3),135, Indian Railway Act 151 case no - 643/P-96 C.R.No.292/96 2. IPC Sections - 504,353,506(2) , Other Details - C.R.No.94/90			IPC Section			Description			
			143			Being member of an unlawful assembly			
			147			rioting			
			149			Every member of unlawful assembly guilty of offence committed in prosecution of common object			
			341			wrongful restraint			
			353			Assault or criminal force to deter public servant from discharge of his duty			
Cases (Convicted) -----No Cases----			504			Intentional insult with intent to provoke breach of the peace			

S. No.	Name	State/ Dist	Constituency	Party	Age	Serious IPC Counts	No of Cases in which Ac-cused	No. of Cases in which Con-victed	Total
105	RAMESH RATHOD	ANDHRA PRADESH	Adilabad	TDP	43	0	2	0	1
Cases (Accused)			IPC Section		Description				
1. IPC Sections - 353,506 , Other Details - FIR no 27/2006, JFCM Court, Luxettipet			353		Assault or criminal force to deter public servant from discharge of his duty				
2. IPC Sections - , Other Details - 174 (a) of Railway Act, No 222/2006									
Cases (Convicted) -----No Cases----			506		criminal intimidation				
S. No.	Name	State/ Dist	Constituency	Party	Age	Serious IPC Counts	No of Cases in which Ac-cused	No. of Cases in which Con-victed	Total
106	ADV A SAMPATH	KERALA	Attingal	CPM	46	0	2	0	1
Cases (Accused)			IPC Section		Description				
IPC Sections - 143,147,149,188 , Other Details - 38 R/w 52 of KP act			143		Being member of an unlawful assembly				
IPC Sections - 143,147,149,283 , Other Details -			147		rioting				
			149		Every member of unlawful assembly guilty of offence committed in prosecution of common object				
			188		Disobedience to order duly promulgated by public servant				
Cases (Convicted) -----No Cases----			283		Danger or obstruction in public way or line of navigation				
S. No.	Name	State/ Dist	Constituency	Party	Age	Serious IPC Counts	No of Cases in which Ac-cused	No. of Cases in which Con-victed	Total
107	MANEKA GANDHI	UTTAR PRADESH	Aonla	BJP	52	0	1	0	1
Cases (Accused)			IPC Section		Description				
1. IPC Sections - 394,506 , Other Details -			394		Voluntarily causing hurt in committing robbery				
Cases (Convicted) -----No Cases----			506		criminal intimidation				

S. No.	Name	State/ Dist	Constit- uency	Party	Age	Seri- ous IPC Counts	No of Cases in which Ac- cused	No. of Cases in which Con- victed	Total
108	PRAVEEN SINGH ARON	UTTAR PRADESH	Bareilly	INC	50	0	1	0	1
Cases (Accused)			IPC Section			Description			
1. IPC Sections - 188 , Other Details - 1407/2007			188			Disobedience to order duly promulgated by public servant			
Cases (Convicted) -----No Cases----									
S. No.	Name	State/ Dist	Constit- uency	Party	Age	Seri- ous IPC Counts	No of Cases in which Ac- cused	No. of Cases in which Con- victed	Total
109	SANKAR ADHI	TAMIL NADU	Kallaku- richi	DMK	52	0	1	0	1
Cases (Accused)			IPC Section			Description			
1. IPC Sections - , Other Details - SEC. 3(1) (5)TN PUB- LIC PROPERTY (PREVENTION OF DESTRUCTION) ACT 1992,									
Cases (Convicted) -----No Cases----									
S. No.	Name	State/ Dist	Constit- uency	Party	Age	Seri- ous IPC Counts	No of Cases in which Ac- cused	No. of Cases in which Con- victed	Total
110	DARSNABEN VIKRAMBHAI JARDOS	GUJARAT	Surat	BJP	48	0	1	0	1
Cases (Accused)			IPC Section			Description			
1. IPC Sections - 188 , Other Details - CASE NO. 36343/2007, 6TH ADDITIONAL SENIOR CIVIL JUDGE & JUDICIAL MAGISTRATE FIRST CLASS COURT			188			Disobedience to order duly promul- gated by public servant			
Cases (Convicted) -----No Cases----									
S. No.	Name	State/ Dist	Constit- uency	Party	Age	Seri- ous IPC Counts	No of Cases in which Ac- cused	No. of Cases in which Con- victed	Total
111	RAJAIAH SIRICILLA	ANDHRA PRADESH	Waran- gal	INC	55	0	1	0	1
Cases (Accused)			IPC Section			Description			
1. IPC Sections - , Other Details - Crime No. 9/ACB- WRL/2006, under section13 (2) R/W 13 (1) (c) of P.C. Act 1988									
Cases (Convicted) -----No Cases----									

S. No.	Name	State/ Dist	Constit- uency	Party	Age	Seri- ous IPC Counts	No of Cases in which Ac- cused	No. of Cases in which Con- victed	Total
112	DILIP SINGH JUDEV	CHHATTIS- GARH	Bilaspur	BJP	60	0	1	0	1
Cases (Accused)			IPC Section			Description			
1. IPC Sections - 120(B) , Other Details - section-7 pre- vention of corruption act			120B			Punishment of criminal conspiracy			
Cases (Convicted) -----No Cases----									
S. No.	Name	State/ Dist	Constit- uency	Party	Age	Seri- ous IPC Counts	No of Cases in which Ac- cused	No. of Cases in which Con- victed	Total
113	JAYANT K SINGH	UTTAR PRADESH	Mathura	RLD	30	0	1	0	1
Cases (Accused)			IPC Section			Description			
1. IPC Sections - , Other Details - 126 R.P. Act									
Cases (Convicted) -----No Cases----									
S. No.	Name	State/ Dist	Constit- uency	Party	Age	Seri- ous IPC Counts	No of Cases in which Ac- cused	No. of Cases in which Con- victed	Total
114	BABU LAL MARANDI	JHARKHAND	Kodarma	JVM	51	0	1	0	1
Cases (Accused)			IPC Section			Description			
IPC Sections - 188 , Other Details - 130 RP Act			188			Disobedience to order duly promul- gated by public servant			
Cases (Convicted) -----No Cases----									
S. No.	Name	State/ Dist	Constit- uency	Party	Age	Seri- ous IPC Counts	No of Cases in which Ac- cused	No. of Cases in which Con- victed	Total
115	SARVEY SATYANARAYANA	ANDHRA PRADESH	Malkaj- giri	INC	54	0	1	0	1
Cases (Accused)			IPC Section			Description			
1. IPC Sections - 353 , Other Details - fir Registered case no 350/08			353			Assault or criminal force to deter public servant from discharge of his duty			
Cases (Convicted) -----No Cases----									



S. No.	Name	State/ Dist	Constituency	Party	Age	Serious IPC Counts	No of Cases in which Accused	No. of Cases in which Convicted	Total
116	MADHUSUDAN YADAV	CHHATTISGARH	Rajnandgaon	BJP	38	0	1	0	1
Cases (Accused)			IPC Section		Description				
1. IPC Sections - 186,448,427(34) , Other Details -			186		Obstructing public servant in discharge of public functions				
Cases (Convicted) -----No Cases----			448		house-trespass				
S. No.	Name	State/ Dist	Constituency	Party	Age	Serious IPC Counts	No of Cases in which Accused	No. of Cases in which Convicted	Total
117	RANJAN PRASAD YADAV	BIHAR	Pataliputra	JD(U)	64	0	1	0	1
Cases (Accused)			IPC Section		Description				
1. IPC Sections - , Other Details - 3 D P ACT									
Cases (Convicted) -----No Cases----									
S. No.	Name	State/ Dist	Constituency	Party	Age	Serious IPC Counts	No of Cases in which Accused	No. of Cases in which Convicted	Total
118	DR. RATTAN SINGH AJNALA	PUNJAB	Khadoor Sahib	SAD	65	0	1	0	1
Cases (Accused)			IPC Section		Description				
1. IPC Sections - , Other Details - u/s 13 (1)(E)/W 13(2) of P.C.Act 1988, FIR No.02/2003, Revision No 913 of 2009 pending before High Court.									
Cases (Convicted) -----No Cases----									
S. No.	Name	State/ Dist	Constituency	Party	Age	Serious IPC Counts	No of Cases in which Accused	No. of Cases in which Convicted	Total
119	P.C.MOHAN	KARNATAKA	Bangalore Central	BJP	45	0	1	0	1
Cases (Accused)			IPC Section		Description				
1. IPC Sections - , Other Details - Sec 147 and 174(A) of the Railway Act CC-10614/2008									
Cases (Convicted) -----No Cases----									

S. No.	Name	State/ Dist	Constituency	Party	Age	Serious IPC Counts	No of Cases in which Accused	No. of Cases in which Convicted	Total
120	YASHVIR SINGH	PUNJAB	Amritsar	BJP	45	1	0	1	1
Cases (Accused)			IPC Section		Description				
1. IPC Sections - 147,323,504 , Other Details - 45/09			147		rioting				
			323		voluntarily causing hurt				
Cases (Convicted) -----No Cases----			504		Intentional insult with intent to provoke breach of the peace				
S. No.	Name	State/ Dist	Constituency	Party	Age	Serious IPC Counts	No of Cases in which Accused	No. of Cases in which Convicted	Total
121	BHAVANA GAWALI (PATIL)	MAHARASHTRA	Yavatmal-Washim	SHS	36	0	1	0	1
Cases (Accused)			IPC Section		Description				
1. IPC Sections - , Other Details - 135 BP ACT									
Cases (Convicted) -----No Cases----									
S. No.	Name	State/ Dist	Constituency	Party	Age	Serious IPC Counts	No of Cases in which Accused	No. of Cases in which Convicted	Total
122	HARISH RAWAT	UTTARAKHAND	Hardwar	INC	59	0	1	0	1
Cases (Accused)			IPC Section		Description				
1. IPC Sections - 499,500,120B , Other Details -			120B		Punishment of criminal conspiracy				
			499		Defamation				
Cases (Convicted) -----No Cases----			500		defamation				
S. No.	Name	State/ Dist	Constituency	Party	Age	Serious IPC Counts	No of Cases in which Accused	No. of Cases in which Convicted	Total
123	GANDHISELVAN.S	TAMIL NADU	Namakkal	DMK	46	0	1	0	1
Cases (Accused)			IPC Section		Description				
1. IPC Sections - 279,337,338 , Other Details -			279		Rash driving or riding on a public way				
			337		Causing hurt by act endangering life or personal safety of others				

Cases (Convicted) -----No Cases----			338			Causing grievous hurt by act endangering life or personal safety of others			
S. No.	Name	State/ Dist	Constituency	Party	Age	Serious IPC Counts	No of Cases in which Accused	No. of Cases in which Convicted	Total
124	GANESHAMURTHI.A.	TAMIL NADU	Erode	MD MK	61	0	1	0	1
Cases (Accused)			IPC Section		Description				
1. IPC Sections - , Other Details - 21 PREVENTION OF TERRORIST ACT									
Cases (Convicted) -----No Cases----									
S. No.	Name	State/ Dist	Constituency	Party	Age	Serious IPC Counts	No of Cases in which Accused	No. of Cases in which Convicted	Total
125	WASNIK MUKUL BALKRISHNA	MAHARASHTRA	Ramtek	INC	49	0	1	0	1
Cases (Accused)			IPC Section		Description				
1. IPC Sections - U/S147,149,341 , Other Details -			147		rioting				
			149		Every member of unlawful assembly guilty of offence committed in prosecution of common object				
Cases (Convicted) -----No Cases----			341		wrongful restraint				
S. No.	Name	State/ Dist	Constituency	Party	Age	Serious IPC Counts	No of Cases in which Accused	No. of Cases in which Convicted	Total
126	AJAY MAKAN	NATIONAL CAPITAL TERRITORY OF DELHI	New Delhi	INC	45	0	1	0	1
Cases (Accused)			IPC Section		Description				
1. IPC Sections - 147, 149, 341 , Other Details -			147		rioting				
			149		Every member of unlawful assembly guilty of offence committed in prosecution of common object				
Cases (Convicted) -----No Cases----			341		wrongful restraint				

S. No.	Name	State/ Dist	Constituency	Party	Age	Serious IPC Counts	No of Cases in which Accused	No. of Cases in which Convicted	Total
127	AVTAR SINGH BHADANA	HARYANA	Farida-bad	INC	53	0	1	0	1
Cases (Accused)			IPC Section		Description				
1. IPC Sections - 425,427,447,448,120B,34 , Other Details -			34		Acts done by several persons in furtherance of common intention				
			120B		Punishment of criminal conspiracy				
			425		Mischief				
			427		Mischief causing damage to the amount of fifty rupees				
Cases (Convicted) -----No Cases-----			447		criminal trespass				
			448		house-trespass				
S. No.	Name	State/ Dist	Constituency	Party	Age	Serious IPC Counts	No of Cases in which Accused	No. of Cases in which Convicted	Total
128	JAGDA NAND SINGH	BIHAR	Buxar	RJD	65	0	1	0	1
Cases (Accused)			IPC Section		Description				
1. IPC Sections - 188, 217, 218, 186 , Other Details - 171 C. People's Representation Act, 52, 26(3) Wildlife Protection Act & 33(1)C,63 Indian Forest Act			186		Obstructing public servant in discharge of public functions				
			188		Disobedience to order duly promulgated by public servant				
			217		Public servant disobeying direction of law with intent to save person from punishment or property from forfeiture				
Cases (Convicted) -----No Cases-----			218		Public servant framing incorrect record or writing with intent to save person from punishment or property from forfeiture				
S. No.	Name	State/ Dist	Constituency	Party	Age	Serious IPC Counts	No of Cases in which Accused	No. of Cases in which Convicted	Total
129	GIRIJA VYAS	RAJASTHAN	Chittor-garh	INC	62	0	1	0	1
Cases (Accused)			IPC Section		Description				
1. IPC Sections - 500 , Other Details - CASES NO 952/04			500		defamation				
Cases (Convicted) -----No Cases-----									

S. No.	Name	State/ Dist	Constituency	Party	Age	Serious IPC Counts	No of Cases in which Ac-cused	No. of Cases in which Con- victed	Total
130	ADSUL ANANDRAO VITHOBA	MAHARASH-TRA	Amravati	SHS	61	0	1	0	1
Cases (Accused)			IPC Section		Description				
1. IPC Sections - 499,500 , Other Details -			499		Defamation				
Cases (Convicted) -----No Cases----			500		defamation				
S. No.	Name	State/ Dist	Constituency	Party	Age	Serious IPC Counts	No of Cases in which Ac-cused	No. of Cases in which Con- victed	Total
131	JAGDAMBIKA PAL	UTTAR PRADESH	Domari-yaganj	INC	59	0	1	0	1
Cases (Accused)			IPC Section		Description				
1. IPC Sections - , Other Details - Case no 5891/03, IPC Sec Not Clear									
Cases (Convicted) -----No Cases----									
S. No.	Name	State/ Dist	Constituency	Party	Age	Serious IPC Counts	No of Cases in which Ac-cused	No. of Cases in which Con- victed	Total
132	M B RAJESH	KERALA	Palakkad	CPM	38	0	1	0	1
Cases (Accused)			IPC Section		Description				
1. IPC Sections - 147,148,332,143,149,283,353,34,144,180, , Other Details - Damage to public property kerala high court ,jfc2nd TVM,jfc3rd 26 /2003,219/2002,146/2003,140/2004, 322/2005, 112/2003,1030/2007,1/2007 7/2/03,10/11/02,8/7/03 ,24/6/04,10/8/2005,18/3/2003,26/6/2006,5/2/2007			34		Acts done by several persons in furtherance of common intention				
			143		Being member of an unlawful assembly				
			144		Joining unlawful assembly armed with deadly weapon				
			147		rioting				
			148		Rioting, armed with deadly weapon				
			149		Every member of unlawful assembly guilty of offence committed in prosecution of common object				
			180		Refusing to sign statement				
			283		Danger or obstruction in public way or line of navigation				
			332		Voluntarily causing hurt to deter public servant from his duty				
Cases (Convicted) -----No Cases----			353		Assault or criminal force to deter public servant from discharge of his duty				

S. No.	Name	State/ Dist	Constituency	Party	Age	Serious IPC Counts	No of Cases in which Ac-cused	No. of Cases in which Con-victed	Total
133	K P DHANAPALAN	KERALA	Chalaky	INC	59	0	1	0	1
Cases (Accused)			IPC Section		Description				
1. IPC Sections - 143 ,147, 188,283,149 IPC , Other Details - JFCM 2nd CC 544-2007			143		Being member of an unlawful assembly				
			147		rioting				
			149		Every member of unlawful assembly guilty of offence committed in prosecution of common object				
			188		Disobedience to order duly promulgated by public servant				
Cases (Convicted) -----No Cases-----			283		Danger or obstruction in public way or line of navigation				
S. No.	Name	State/ Dist	Constituency	Party	Age	Serious IPC Counts	No of Cases in which Ac-cused	No. of Cases in which Con-victed	Total
134	DR.NILESH NARAYAN RANE	MAHARASHTRA	Ratnagiri Sindhudurg	INC	28	0	1	0	1
Cases (Accused)			IPC Section		Description				
1. IPC Sections - 504, 506(ii), 34 , Other Details			34		Acts done by several persons in furtherance of common intention				
Cases (Convicted) -----No Cases-----			504		Intentional insult with intent to provoke breach of the peace				
S. No.	Name	State/ Dist	Constituency	Party	Age	Serious IPC Counts	No of Cases in which Ac-cused	No. of Cases in which Con-victed	Total
135	YASHBANTA NARAYAN SINGH LAGURI	ORISSA	Keonjhar	BJD	38	0	1	0	1
Cases (Accused)			IPC Section		Description				
1. IPC Sections - , Other Details - 159/162/220(3) of Companies Act complain Case no-2(C)cc-7/05,8/05, 9/05,10/05, 11/05, 12/05 ADDL, Chief JudicialMagistrate Special,Cuttack Dt.20.01.05									
Cases (Convicted) -----No Cases-----									

S. No.	Name	State/ Dist	Constituency	Party	Age	Serious IPC Counts	No of Cases in which Accused	No. of Cases in which Convicted	Total
136	PRATIK PRAKASHBAPU PATIL	MAHARASHTRA	Sangli	INC	36	0	1	0	1
Cases (Accused)			IPC Section		Description				
1. IPC Sections - 341,332 , Other Details -			332		Voluntarily causing hurt to deter public servant from his duty				
Cases (Convicted) -----No Cases----			341		wrongful restraint				
S. No.	Name	State/ Dist	Constituency	Party	Age	Serious IPC Counts	No of Cases in which Accused	No. of Cases in which Convicted	Total
137	MADAN LAL SHARMA	JAMMU & KASHMIR	Jammu	INC	56	0	1	0	1
Cases (Accused)			IPC Section		Description				
IPC Sections - 332,342 , Other Details -			332		Voluntarily causing hurt to deter public servant from his duty				
Cases (Convicted) -----No Cases----			342		wrongful Confinement				
S. No.	Name	State/ Dist	Constituency	Party	Age	Serious IPC Counts	No of Cases in which Accused	No. of Cases in which Convicted	Total
138	POONAMBEN VELJIBHAI JAT	GUJARAT	Kachchh	BJP	37	0	1	0	1
Cases (Accused)			IPC Section		Description				
1. IPC Sections - 452, 323, 504, 506(2), 114 , Other Details - FIR NO.:- I-250/2007, GANDHIDHAM DISTRICT POLICE STATION, IN THE COURT OF JUDI. MEGI. FIRST CLASS, GANDHIDHAM, CASE NO. 4340/2007.			114		Abettor present when offence is committed				
			323		voluntarily causing hurt				
			452		House-trespass after preparation for hurt, assault or wrongful restraint				
Cases (Convicted) -----No Cases----			504		Intentional insult with intent to provoke breach of the peace				
S. No.	Name	State/ Dist	Constituency	Party	Age	Serious IPC Counts	No of Cases in which Accused	No. of Cases in which Convicted	Total
139	KALMADI SURESH	MAHARASHTRA	Pune	INC	64	0	1	0	1
Cases (Accused)			IPC Section		Description				
IPC Sections - 341/34 , Other Details - B.P ACT 37(1) RW135			34		Acts done by several persons in furtherance of common intention				

Cases (Convicted) -----No Cases----			341			wrongful restraint			
S. No.	Name	State/ Dist	Constituency	Party	Age	Serious IPC Counts	No of Cases in which Ac-cused	No. of Cases in which Con-victed	Total
140	ANANT GEETE	MAHARASH-TRA	Raigad	SHS	58	0	1	0	1
Cases (Accused)			IPC Section			Description			
IPC Sections - , Other Details - 37(9) 13, 30, 134 of B.P. Act & (3)of P.P.D. Act									
Cases (Convicted) -----No Cases----									
S. No.	Name	State/ Dist	Constituency	Party	Age	Serious IPC Counts	No of Cases in which Ac-cused	No. of Cases in which Con-victed	Total
141	CHAVAN HARISHCHANDRA DEORAM	MAHARASH-TRA	Dindori	BJP	57	0	1	0	1
Cases (Accused)			IPC Section			Description			
1. IPC Sections - , Other Details - 145(B), 143, 147, 156, 174, INDIAN RAILWAY ACT									
Cases (Convicted) -----No Cases----									
S. No.	Name	State/ Dist	Constituency	Party	Age	Serious IPC Counts	No of Cases in which Ac-cused	No. of Cases in which Con-victed	Total
142	BALKRISHNA KHANDERAO SHUKLA	GUJARAT	Vado-dara	BJP	45	0	1	0	1
			IPC Section			Description			
			143			Being member of an unlawful as-sembly			
Cases (Accused)			186			Obstructing public servant in discharge of public functions			
1. IPC Sections - 143, 186, 341, 353 , Other Details - FIR NO. 294/1999, FATEHGUNJ POLICE STATION, VADO-DARA. JUD. MAG. F.C. VADODARA, CASE NO. 32 85			341			wrongful restraint			
Cases (Convicted) -----No Cases----			353			Assault or criminal force to deter public servant from discharge of his duty			



S. No.	Name	State/ Dist	Constituency	Party	Age	Serious IPC Counts	No of Cases in which Ac-cused	No. of Cases in which Con- victed	Total
139	KALMADI SURESH	MAHARASH-TRA	Pune	INC	64	0	1	0	1
Cases (Accused)			IPC Section		Description				
1. IPC Sections - 500,501B,502B,34 , Other Details - CR 2982,08 SDJM Nogaon Date 15-11-2008			34		Acts done by several persons in fur-therance of common intention				
Cases (Convicted) -----No Cases----			500		defamation				
S. No.	Name	State/ Dist	Constituency	Party	Age	Serious IPC Counts	No of Cases in which Ac-cused	No. of Cases in which Con- victed	Total
144	RANEE NARAH	ASSAM	Lakhim-pur	INC	45	0	1	0	1
Cases (Accused)			IPC Section		Description				
1. IPC Sections - 147, 353, 427, 448 , Other Details -			147		rioting				
			353		Assault or criminal force to deter public servant from discharge of his duty				
			427		Mischief causing damage to the amount of fifty rupees				
Cases (Convicted) -----No Cases----			448		house-trespass				
S. No.	Name	State/ Dist	Constituency	Party	Age	Serious IPC Counts	No of Cases in which Ac-cused	No. of Cases in which Con- victed	Total
145	RAVINDRA KUMAR PANDEY	JHARKHAND	Giridih	BJP	50	0	1	0	1
Cases (Accused)			IPC Section		Description				
1. IPC Sections - 143,147,174,341, , Other Details -			143		Being member of an unlawful as-sembly				
			147		rioting				
			174		Non-attendance in obedience to an order form public servant				
Cases (Convicted) -----No Cases----			341		wrongful restraint				
S. No.	Name	State/ Dist	Constituency	Party	Age	Serious IPC Counts	No of Cases in which Ac-cused	No. of Cases in which Con- victed	Total
146	SUBODH KANT SAHAY	JHARKHAND	Ranchi	INC	57	0	1	0	1

Cases (Accused)  1. IPC Sections - 143, 188, 353, 283 , Other Details -			IPC Section		Description				
			143		Being member of an unlawful as- sembly				
			188		Disobedience to order duly promul- gated by public servant				
Cases (Convicted) -----No Cases-----			283		Danger or obstruction in public way or line of navigation				
			353		Assault or criminal force to deter public servant from discharge of his duty				
S. No.	Name	State/ Dist	Constit- uency	Party	Age	Seri- ous IPC Counts	No of Cases in which Ac- cused	No. of Cases in which Con- victed	Total
147	BADRI RAM	RAJASTHAN	Pali	INC	59	0	1	0	1
Cases (Accused)			IPC Section		Description				
1. IPC Sections - , Other Details - 5/180 MVACT,611/1998, but Aviated by high court									
Cases (Convicted) -----No Cases-----									
S. No.	Name	State/ Dist	Constit- uency	Party	Age	Seri- ous IPC Counts	No of Cases in which Ac- cused	No. of Cases in which Con- victed	Total
148	KAMAL KISHOR	UTTAR PRADESH	Bahraich	INC	57	0	1	0	1
Cases (Accused)			IPC Section		Description				
1. IPC Sections - , Other Details - 135 ELECTRICITY ACT									
Cases (Convicted) -----No Cases-----									
S. No.	Name	State/ Dist	Constit- uency	Party	Age	Seri- ous IPC Counts	No of Cases in which Ac- cused	No. of Cases in which Con- victed	Total
149	OMPRAKASHYADAV	BIHAR	Siwan	IND	43	0	1	0	1
Cases (Accused)			IPC Section		Description				
1. IPC Sections - 188 , Other Details - 131 Rp ACT			188		Disobedience to order duly promul- gated by public servant				
Cases (Convicted) -----No Cases-----									

S. No.	Name	State/ Dist	Constit- uency	Party	Age	Seri- ous IPC Counts	No of Cases in which Ac- cused	No. of Cases in which Con- victed	Total
150	ANNUTANDON	UTTAR PRADESH	Unnao	INC	51	0	1	0	1
Cases (Accused)			IPC Section		Description				
1. IPC Sections - 341,342,283 , Other Details - 7 CRIMI- NAL LAW ADENDMENT ACT			283		Danger or obstruction in public way or line of navigation				
			341		wrongful restraint				
Cases (Convicted) -----No Cases----			342		wrongful Confinement				
S. No.	Name	State/ Dist	Constit- uency	Party	Age	Seri- ous IPC Counts	No of Cases in which Ac- cused	No. of Cases in which Con- victed	Total
151	ANAND PRAKASH PARANJAPE	MAHARASH- TRA	Kalyan	SHS	36	0	1	0	1
Cases (Accused)			IPC Section		Description				
1. IPC Sections - , Other Details - 51/2008 - Mumbai Police Act Section 37(3)135									
Cases (Convicted) -----No Cases----									
S. No.	Name	State/ Dist	Constit- uency	Party	Age	Seri- ous IPC Counts	No of Cases in which Ac- cused	No. of Cases in which Con- victed	Total
152	ARUN SUBHASHCHANDRA YADAV	MADHYA PRADESH	Khandwa	INC	36	0	1	0	1
Cases (Accused)			IPC Section		Description				
1. IPC Sections - 147,149,341 , Other Details -			147		rioting				
			149		Every member of unlawful assembly guilty of offence committed in pros- ecution of common object				
Cases (Convicted) -----No Cases----			341		wrongful restraint				
S. No.	Name	State/ Dist	Constit- uency	Party	Age	Seri- ous IPC Counts	No of Cases in which Ac- cused	No. of Cases in which Con- victed	Total
153	NITYANANDA PRADHAN	ORISSA	Aska	BJD	65	0	1	0	1
Cases (Accused)			IPC Section		Description				
1. IPC Sections - , Other Details - 174 Railway Act									
Cases (Convicted) -----No Cases----									

S. No.	Name	State/ Dist	Constituency	Party	Age	Serious IPC Counts	No of Cases in which Accused	No. of Cases in which Convicted	Total
154	AAWALE JAYWANT GANGARAM	MAHARASHTRA	Latur	INC	68	0	1	0	1
Cases (Accused)			IPC Section		Description				
IPC Sections - 177(G)34 , Other Details -									
Cases (Convicted) -----No Cases----									
S. No.	Name	State/ Dist	Constituency	Party	Age	Serious IPC Counts	No of Cases in which Accused	No. of Cases in which Convicted	Total
154	AAWALE JAYWANT GANGARAM	BIHAR	Madhepura	JD(U)	61	0	1	0	1
Cases (Accused)			IPC Section		Description				
IPC Sections - 341,323,504 , Other Details -			323		voluntarily causing hurt				
			341		wrongful restraint				
Cases (Convicted) -----No Cases----			504		Intentional insult with intent to provoke breach of the peace				
S. No.	Name	State/ Dist	Constituency	Party	Age	Serious IPC Counts	No of Cases in which Accused	No. of Cases in which Convicted	Total
156	UDAY SINGH ALIAS PAPPU SINGH	BIHAR	Purnia	BJP	57	0	1	0	1
Cases (Accused)			IPC Section		Description				
1. IPC Sections - 341, 323, 353, 427, 34 , Other Details - 132,133 OF R.P. ACT			34		Acts done by several persons in furtherance of common intention				
			323		voluntarily causing hurt				
			341		wrongful restraint				
Cases (Convicted) -----No Cases----			353		Assault or criminal force to deter public servant from discharge of his duty				
			427		Mischief causing damage to the amount of fifty rupees				

S. No.	Name	State/ Dist	Constituency	Party	Age	Serious IPC Counts	No of Cases in which Ac-cused	No. of Cases in which Con-victed	Total
157	G V Harsha Kumar	ANDHRA PRADESH	Amalapuram	INC	50	0	1	0	1
Cases (Accused)  1. IPC Sections - 353,224,323, r/w 341 , Other Details - Cr.No. 272/07 JFCM Rajahmundry			IPC Section		Description				
			224		Resistance or obstruction by a person to his lawful apprehension				
			323		voluntarily causing hurt				
			341		wrongful restraint				
Cases (Convicted) -----No Cases-----			353		Assault or criminal force to deter public servant from discharge of his duty				
S. No.	Name	State/ Dist	Constituency	Party	Age	Serious IPC Counts	No of Cases in which Ac-cused	No. of Cases in which Con-victed	Total
158	S PAKKIRAPPA	KARNATAKA	Raichur	BJP	51	0	1	0	1
Cases (Accused)  IPC Sections - 143,147,148,427, 448, 504 R/W/S 149 , Other Details - CC No. 439/08, Police Station: Cowl Bazaar, Bellary, Court JMFC,Bellary			IPC Section		Description				
			143		Being member of an unlawful assembly				
			147		rioting				
			148		Rioting, armed with deadly weapon				
			149		Every member of unlawful assembly guilty of offence committed in prosecution of common object				
			427		Mischief causing damage to the amount of fifty rupees				
Cases (Convicted) -----No Cases-----			448		house-trespass				
			504		Intentional insult with intent to provoke breach of the peace				
S. No.	Name	State/ Dist	Constituency	Party	Age	Serious IPC Counts	No of Cases in which Ac-cused	No. of Cases in which Con-victed	Total
159	KATTI RAMESH VISHWANATH	KARNATAKA	Chikkodi	BJP	44	0	1	0	1
Cases (Accused)  1. IPC Sections - 171 F, 171 H , Other Details - JMFC Court Hukkeri, 25/06/2008, CC no. 336/2008 CRLP no 2861/2008.			IPC Section		Description				
			171		Wearing grab or carrying token used by public servant with fraudulent intent				
Cases (Convicted) -----No Cases-----									

S. No.	Name	State/ Dist	Constituency	Party	Age	Serious IPC Counts	No of Cases in which Accused	No. of Cases in which Convicted	Total
160	YASHWANT SINHA	JHARKHAND	Hazaribagh	BJP	71	0	1	0	1
Cases (Accused)  1. IPC Sections - 143, 188, 34 , Other Details -			IPC Section		Description				
			34		Acts done by several persons in furtherance of common intention				
			143		Being member of an unlawful assembly				
Cases (Convicted) -----No Cases----			188		Disobedience to order duly promulgated by public servant				
S. No.	Name	State/ Dist	Constituency	Party	Age	Serious IPC Counts	No of Cases in which Accused	No. of Cases in which Convicted	Total
161	S.P.Y.REDDY	ANDHRA PRADESH	Nandyal	INC	59	0	1	0	1
Cases (Accused)  IPC Sections - , Other Details - Sec 7(1) and Sec 16(1)(a) (1) Prevention of food adulteration act 1954			IPC Section		Description				
Cases (Convicted) -----No Cases----									
S. No.	Name	State/ Dist	Constituency	Party	Age	Serious IPC Counts	No of Cases in which Accused	No. of Cases in which Convicted	Total
162	BAIDYANATH PRASAD MAHTO	BIHAR	Valmiki Nagar	JD(U)	51	0	1	0	1
Cases (Accused)  IPC Sections - 188,143 , Other Details - 126 R.P.Act			IPC Section		Description				
			143		Being member of an unlawful assembly				
Cases (Convicted) -----No Cases----			188		Disobedience to order duly promulgated by public servant				



**STATE ELECTION  
WATCH REPORTS  
LOK SABHA-2009**





# Andaman & Nicobar Islands

## Lok Sabha 2009 Elections

# CONTENTS

Executive Summary..... 233

Voting and winning trend..... 234

Comparison of Candidates ..... 235

Full details of pending criminal cases on MPs..... 236

# Andaman & Nicobar Islands Election Watch

## Lok Sabha elections 2009

Lok Sabha 2009 elections in Andaman & Nicobar Islands were held on April 16th 2009 for one parliamentary constituency. This chapter includes analysis of voting trend, criminalization and money power in these elections.

### **Political Parties and Candidates**

In Lok Sabha 2004, 8 parties contested. This remained unchanged in the Lok Sabha 2009 elections. In Lok Sabha 2004 elections 12 candidates contested. This went up to 16 candidates in Lok Sabha 2009 elections.

## Executive summary

- Affidavits of all 11 candidates contesting the Lok Sabha 2009 elections were analyzed by the Andaman & Nicobar Islands Election Watch.
- 3 of these 11 candidates had pending criminal cases.
- Average asset for a candidate from Andaman & Nicobar Islands was 18 lacs.
- The constituency was won by Bishnu Panda Ray of BJP.
- The winner, Bishnu Panda Ray from BJP had 2 pending criminal cases.
- Average assets for the winner, runner up and second runner up were Rs. 35 lacs.
- There was 1 female candidate from Andaman & Nicobar Islands. This candidate did not win.

# Voting and winning trend

## The % of votes polled by major parties

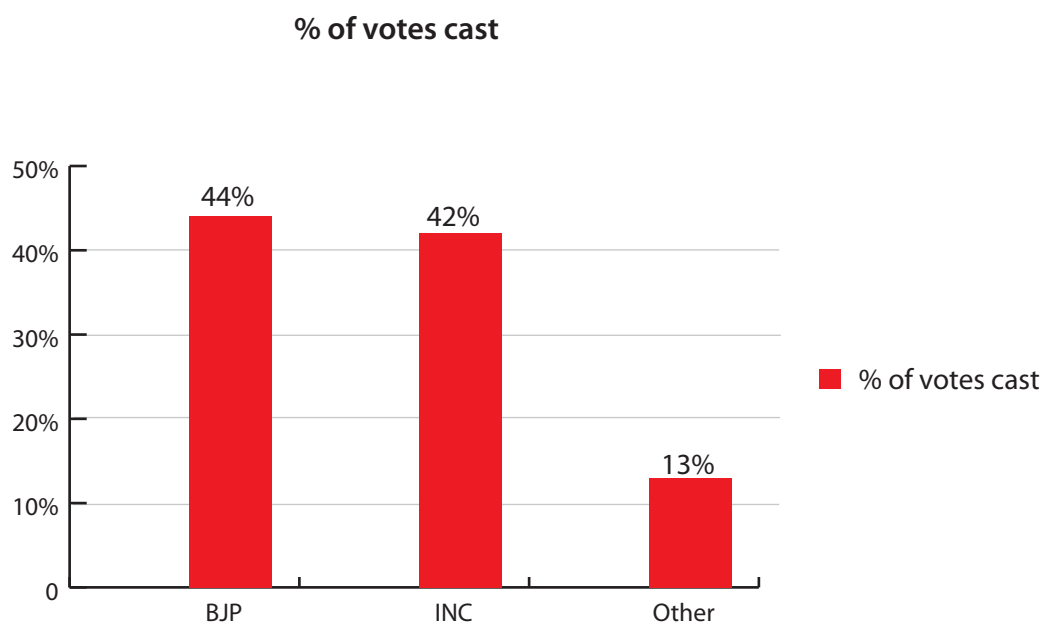
BJP managed to get 44% of the votes cast. This was 28% of the electorate. The total electorate in Andaman & Nicobar Islands was 2,65,110 and the total votes cast were 1,70,103.

Further break-up is given table

**Table: Per cent of votes cast**

Party	Total votes cast for the party	% of votes cast	% of total registered voters
Bhartiya Janta Party(BJP)	75,211	44%	28%
Indian National Congress(INC)	72,221	42%	27%
Others	22,671	13%	9%

**Figure: Per cent of votes cast in Andaman & Nicobar Islands- Party wise**



## Comparison of Candidates

S No.	Name	Age	Gender	Party Code	Criminal Cases	No. of Cases	Serious IPC Counts	Education Level	Total Assets	Total Liabilities	PAN Given
1	Shri Bishnu Pada Ray (WINNER)	59	M	BJP	Yes	2	0	Graduate	12,41,034 12 Lacs +	0	Yes
2	Dr. Thankachan	50	M	IND	No	0	0	Doctorate	11,65,000 11 Lacs +	0	Yes
3	Shri P. R. Ganeshan	71	M	RJD	No	0	0	Not Given	3,29,563 3 Lacs +	0	No
4	Shri Pradeep Kumar Ekka	37	M	JDP	No	0	0	Others	4,10,000 4 Lacs +	0	Yes
5	Shri T. Ali	37	M	IND	No	0	0	12th Pass	4,45,957 4 Lacs +	2,96,000 2 Lacs +	Yes
6	Shri Tapan Kumar Bepari	52	M	CPM	No	0	0	Post Graduate	39,86,000 39 Lacs +	0	Yes
7	Shri Vakiath Valappil Khalid	41	M	IND	No	0	0	8th Pass	57,000 57 Thou +	48,362 48 Thou +	Yes
8	Shri. Kuldeep Rai Sharma	41	M	INC	Yes	2	0	Others	54,09,630 54 Lacs +	10,374 10 Thou +	Yes
9	Shri. M. S. Mohan	50	M	BSP	No	0	0	10th Pass	54,52,500 54 Lacs +	3,00,000 3 Lacs +	Yes
10	Shri. N. K. P. Nair	54	M	CPI (ML) (L)	No	0	0	10th Pass	14,88,456 14 Lacs +	62,000 62 Thou +	Yes
11	Smti. R. S. Uma Bharathy	44	F	NCP	Yes	2	0	Graduate	73,000 73 Thou +	0	No

## Full details of pending criminal cases on MPs from Andaman & Nicobar Islands

S. No.	Name	State/ Dist	Constituency	Party	Age	Serious IPC Counts	No of Cases in which Accused	No. of Cases in which Convicted	Total
1	Shri Bishnu Pada Ray	ANDAMAN & NICOBAR ISLANDS	Andaman & Nicobar Islands	BJP	59	0	2	0	2
Cases (Accused)  1. IPC Sections - 147,149,186,447,511 , Other Details - 2. IPC Sections - , Other Details - 1597/2004			IPC Section		Description				
			147		rioting				
			149		Every member of unlawful assembly guilty of offence committed in prosecution of common object				
			186		Obstructing public servant in discharge of public functions				
			447		criminal trespass				
			511		attempting to commit offences punishable with imprisonment for life or other imprisonment				
Cases (Convicted) -----No Cases-----									

# Andhra Pradesh

## Lok Sabha 2009 Elections



# CONTENTS

Executive summary for candidates& MPs.....	239
Voting and winning trend.....	241
Analysis based on pending criminal cases.....	243
Party wise break up for candidates with pending criminal cases .....	243
Party wise pending criminal cases details in LS 2004 vs LS 2009.....	245
Details for candidates based on pending criminal cases.....	246
Pending criminal cases- analysis for MPs .....	247
Party wise break up for MPs with pending criminal cases.....	248
Top MPs with most serious pending criminal cases.....	249
Analysis based on assets.....	250
Analysis based on assets – for candidates .....	250
Average assets for Candidates.....	251
Top 20 crorepati candidates.....	252
Analysis based on assets- for MPs.....	253
Chances of winning based on assets.....	254
Crorepati MPs- party wise break up .....	254
Average assets per MP for major parties .....	255
Asset comparison for candidates and MPs.....	256
Asset position in constituency among candidates and chances of winning.....	256
Crorepati MPs – PAN not given.....	257
Details of top 20 MPs based on maximum assets.....	258
Female representation in Lok Sabha 2009 elections .....	259
Full Asset and pending criminal cases details.....	260
Assets for all MPs from Andhra Pradesh in Lok Sabha 2009 .....	260
Full details of pending criminal cases on MPs from Andhra Pradesh.....	264

# Andhra Pradesh Election Watch\*

## Lok Sabha elections 2009

Lok Sabha 2009 elections were held in two phases in Andhra Pradesh on April 16, 2009 and April 23rd, 2009. This report includes the analysis of voting trend, criminalization, money power, gender etc in these elections. Information provided by ECI and details from the affidavits filed by contesting candidates have been used for above analysis.

### Growth of political parties

In Lok Sabha 2004, 24 parties contested which rose to 43 in Lok Sabha 2009 elections. This reflects a rise of 79 % in the number of parties from Lok Sabha 2004 Elections to Lok Sabha 2009 Elections.

### Growth in number of candidates

569 candidates contested Lok Sabha 2009 elections from Andhra Pradesh as compared to 279 candidates in Lok Sabha 2004. There was a jump of 104% in number of candidates contesting in 2009.

## Executive summary for candidates and MPs

### Summary for candidates

- Affidavits of 534 candidates out of 569 contesting Lok Sabha 2009 elections were analyzed by ANDHRA PRADESH ELECTION WATCH\*.
- Out of these 534 candidates, 60 candidates or 11% declared pending criminal cases against them. Of 42 candidates of INC, 10 (24%) had pending criminal cases. 3 out of 9(33%) candidates from TRS and 9 out of 31(29%) of candidates from TDP have pending criminal cases against them.
- There were 159 candidates of six main parties (INC, BJP, BSP, TRS, TDP, & AIMIM) and out of these 159 candidates 29 (18%) had pending criminal cases against them. Comparing this to Lok Sabha 2004 elections, there were 119 candidates of the same six major parties. Out of these 119 candidates 7 (6%) had pending criminal cases against them.
- There were 41 IPC charges of heinous nature on the candidates which included murder, attempt to murder, kidnapping, extortion, etc.
- Candidates from TDP and PRAP were accused of murder and attempt to murder.
- There were total 9 Red Alert constituencies where 3 or more contesting candidates had pending criminal cases. Kadapa, Nandyal and Hyderabad had 5 candidates each with pending criminal cases.

\* This report would not have been possible without the efforts of several volunteers, groups and organizations from the state. ADR and NEW especially acknowledge with gratitude the efforts of Mr. Ajay Gandhi from Manthan Foundation, Mr. Rajendraprasad from MV Foundation, Mr. Umesh Varma from United Forum for RTI Campaign AP, Mr. B R K Raju from National Alliance for People's Movement AP Chapter, Mr. P S Ajay Kumar from Andhra Pradesh Vyavasaaya Vruthidarulaa Union-APVVU, Mr. Mujeeb Khan from Bhumi, Forum for Better Vishaka, Mr. Bhujanga Rao S from SPACE Vishakapatnam, Mr. Suresh Deepala from AID India Hyd Chapter, Mr. K Rajendra from Kadali Network Coastal AP, Mr. S V R V Prasad from ASDS, Action in Rural Technology & Service(ARTS) Srikakulam, ADDF, Anantha Paryavarna Parirakshana Samithi (APPS) – Ananthapur, Mr. D Roshan Kumar from Social Education and Economic Development Society (SEEDS) – Guntur, Mr. Bhaskar from SIRI - Society for Integration and Rural Inspirity Guntur, Mr. L Balaji from Chetana Society-Hyderabad, Mr. Venkat Reddy from IDO (Integrated Development Organization) – Nalgonda and Mr. J A Chowdhary from Lets Vote.

This volume is dedicated to all who were part of the Election Watch.

- A total of 122 candidates out of 534 i.e. 23% were crorepatis.
- A total of 61 candidates declared zero assets.
- A total of 114 candidates declared liabilities above 5 lakhs.
- Among major parties, the average asset per candidate for INC was Rs. 16 crores, for TDP was Rs 12 crores, for TRS was Rs. 5 crores.
- 58% of candidates (309 of 534) had not furnished PAN card details.
- Number of women candidates was just 39 (7%) as compared to 530 of men (93%).
- 49% candidates (264 of 534) were graduates & above.
- None of the parties managed to get votes anywhere near 50%. The highest votes polled were approx 39% by INC and about 28% of the total registered voters. TDP managed 25% of the votes. The third highest votes (11%) went to PRAP but they did not win any seats.

## **Summary for MPs**

- Of the 10 candidates with the most serious criminal charges against them, only 2 won and the remaining 8 were rejected by the voters.
- Out of 42 MPs, 11 (26%) have pending criminal cases against them. In Lok Sabha 2004, 4 (10%) had pending criminal cases against them.
- Out of these 11 MPs with pending criminal cases, there are pending serious criminal cases against 3 MPs. Contrasting this with Lok Sabha 2004, 1 MP had serious pending criminal cases.
- The number of crorepati MPs has increased from 22 in Lok Sabha 2004 to 32 in Lok Sabha 2009.
- Among major parties, the average asset per MP for TDP was Rs. 29 crores, for TRS was Rs 14 crores and for INC was Rs. 13 crores.
- Average asset for a MP from Andhra Pradesh was Rs 15.85 crores.
- Out of 42 MPs, 3 had not declared their PAN details.
- Out of 39 women contestants, only 5 managed to win. Hence only 7% of MPs from Andhra Pradesh in current Lok Sabha are women.

# Voting and winning trend

## The % of votes polled by major parties

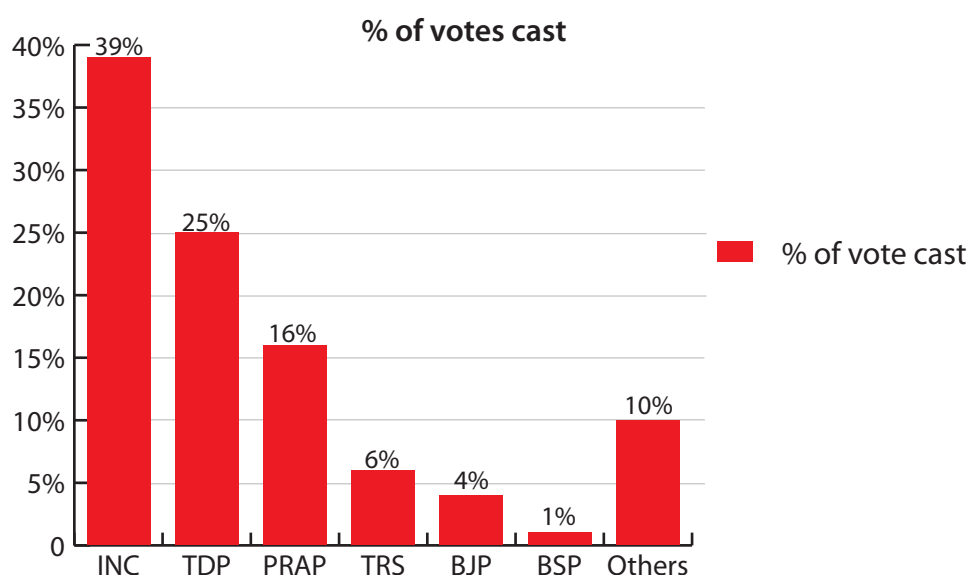
The % of votes polled by four major parties clearly shows that none of the parties got anywhere close to the 50% mark. Total voting in the state was 73%. INC managed approx 39 % of the votes cast and only 28% of the registered voters. TDP managed just 25% votes cast and 18% registered voters. The total electorate in Andhra Pradesh was 5,78,97,187 and the total votes cast were 4,20,46,920.

Further break-up is given table-

**Table: Per cent of votes cast**

Party	Total votes cast for the party	% of votes cast	% of total registered voters
Indian National Congress(INC)	1,63,77,782	39%	28%
Telugu Desam Party(TDP)	1,04,81,348	25%	18%
Praja Rajyam Party(PRAP)	65,90,026	16%	11%
Telangana Rash-tra Samithi(TRS)	25,82,326	6%	4%
Bhartiya Janta Party(BJP)	15,77,499	4%	3%
Bahujan Samaj Party(BSP)	3,84,614	1%	1%
Others	4,053,325	10%	7%

**Figure: Per cent of votes cast in Andhra Pradesh- party wise**



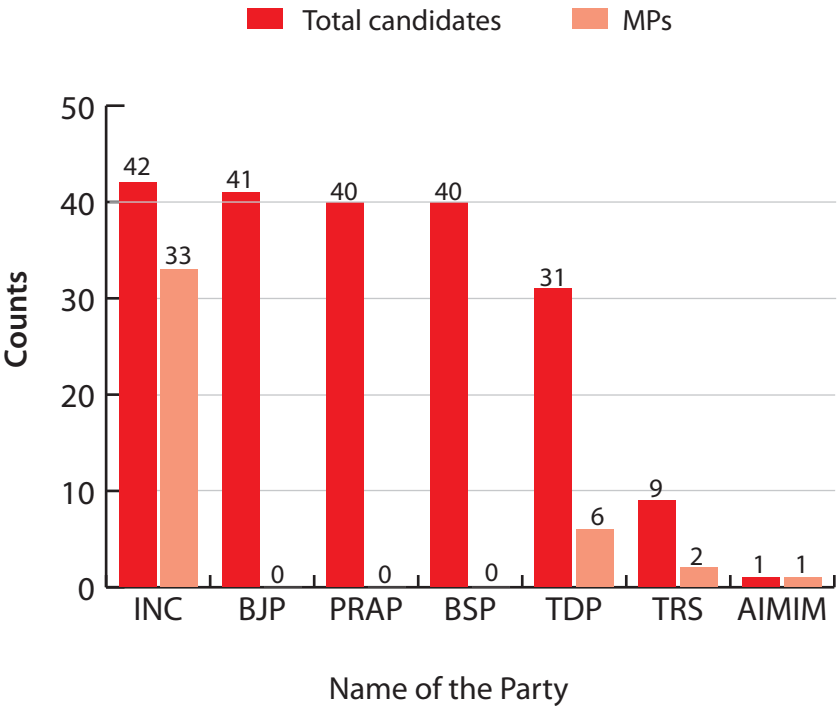
# Candidates vs MPs

Andhra Pradesh has 42 parliamentary constituencies. Maximum numbers of MPs (33) are from INC followed by 6 of TDP. TRS follows with 2 MPs. The breakup of MPs as compared to total candidates from the party are-

Table: Candidates & MPs – Andhra Pradesh

Party	Total candidates	MPs
INC	42	33
BJP	41	0
PRAP	40	0
BSP	40	0
TDP	31	6
TRS	9	2
AIMIM	1	1

Fig: Candidates vs. MPs- party wise



# Analysis based on pending criminal cases

## Pending criminal cases- analysis for candidates

Total 534 affidavits were analyzed by Andhra Pradesh Election Watch for Lok Sabha 2009 elections. Out of these 534 candidates, 60 candidates or 11% declared pending criminal cases against them. Out of these 60 candidates with pending criminal cases, 22 had pending serious criminal cases like murder, attempt to murder, kidnapping, robbery, extortion etc.

## Party wise break up for candidates with pending criminal cases

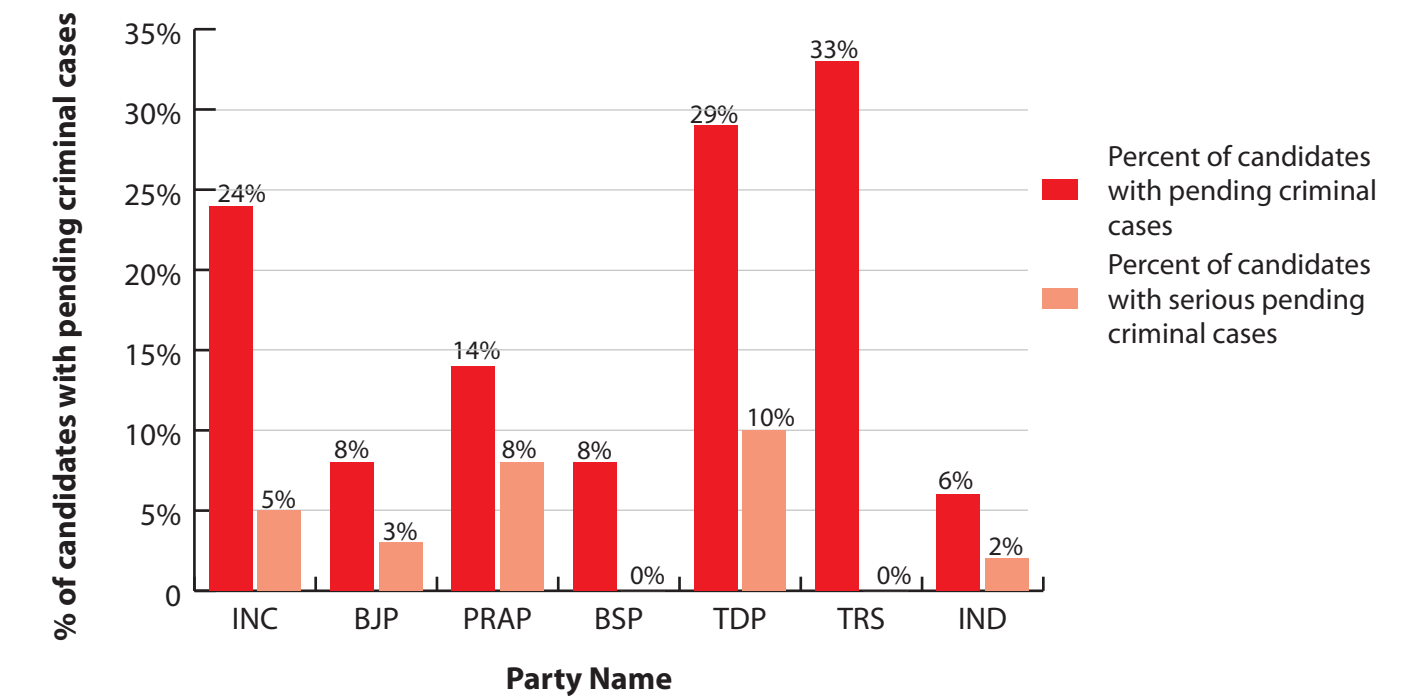
A total of 60 candidates contesting elections from Andhra Pradesh had pending criminal cases against them. Out of 42 candidates of INC, 10 (24%) had pending criminal cases. 3 out of 9(33%) candidates from TRS and 9 out of 31(29%) of candidates from TDP had pending criminal cases against them.

**Table: Candidates with pending criminal cases and serious pending criminal cases- party wise break up**

Party	Total candidates analysed	Candidates with pending criminal cases	Percent of candidates with pending criminal cases	Number of candidates with pending serious criminal cases	Percent of candidates with pending serious criminal cases
INC	42	10	24%	2	5%
BJP	38	3	8%	1	3%
PRAP	37	5	14%	3	8%
BSP	38	3	8%	0	0%
TDP	31	9	29%	3	10%
TRS	9	3	33%	0	0%
AIMIM*	1	1	100%	1	100%
IND	203	13	6%	5	2%
Others	135	13	10%	7	5%
Total	534	60	11%	22	4%

\*AIMIM fielded only 1 candidate. This candidate had serious pending criminal cases.

**Figure: Comparison of pending criminal cases and serious pending criminal cases for candidates of main parties from Andhra Pradesh**



## Party wise comparison of pending criminal cases on candidates in Lok Sabha 2004 & Lok Sabha 2009

A comparison between 2009 & Lok Sabha 2004 elections of candidates from six major parties and with pending criminal cases shows that for all 6 parties- INC, BJP, BSP, TDP, TRS and AIMIM the number of candidates with pending criminal cases has increased in 2009 elections as compared to 2004 elections.

**Table: Comparison Lok Sabha 2004 vs. Lok Sabha 2009**

Party	Lok Sabha 2004			Lok Sabha 2009		
	Number of candidates analysed	Candidates with pending criminal cases	% of candidates with pending criminal cases	Number of candidates analysed	Candidates with pending criminal cases	% of candidates with pending criminal cases
INC	34	3	9%	42	10	24%
BJP	9	0	0%	38	3	8%
BSP	20	1	5%	38	3	8%
TDP	32	2	6%	31	9	29%
TRS	22	1	5%	9	3	33%
AIMIM	2	0	0%	1	1	100%
Total for top 6 parties	119	7	6%	159	29	18%

\*PRAP was formed after the Lok Sabha 2004 elections and has thus been omitted from the above table.



## Details for candidates based on pending criminal cases

The table below list of 10 candidates with most serious pending criminal cases. Only 2 of these candidates won & rest lost in elections.

S No	Name	Constitu- ency	Party	Serious IPC Counts	Total Cases	Details of Serious IPC Counts	Won/ Lost
1	ASADUDDIN OWAISI	Hyderabad	AIMIM	5	4	4 charges of promoting enmity between different groups/insulting religions. 1 charge of voluntarily causing hurt by dangerous weapons or means.	Won
2	ALLU ARAVIND	Anakapalle	PRAP	4	1	1 charge related to cheating. 3 charges related to forgery	Lost
3	D. A. Srinivas	Rajampet	PRAP	4	1	2 charge related to murder, 2 charges of voluntarily causing hurt by dangerous weapons or means.	Lost
4	BUGATHA BANGARRAO	Kakinada	CPI(ML)(L)	3	7	1 charge related to murder. 2 charges related to theft	Lost
5	N KISHORE KUMAR REDDY	Kadapa	JD(S)	3	3	1 charge of voluntarily causing hurt by dangerous weapons or means, 2 charges related to cheating	Lost
6	MEDA SRINI- VAS	Rajahmundry	RPC(S)	2	7	1 charge related to cheat- ing.1 charge related to extortion	Lost
7	M. SHIVA KUMAR	Zahirabad	PRAP	2	2	1 charge related to death by negligence. 1 charge related to illegal payments with respect to elections.	Lost
8	VENUGO- PALA REDDY MODUGULA	Narasaraopet	TDP	2	2	1 charge related to murder, 1 charge of voluntarily causing hurt by dangerous weapons or means.	Won
9	K SAINATH SARMA	Kadapa	RDHP	2	2	2 charges related to cheating	Lost
10	Y RAMESH REDDY	Kadapa	IND	2	1	1 charges related to murder, 1 charge of voluntarily causing hurt by dangerous weapons or means.	Lost

## Pending criminal cases- analysis for MPs

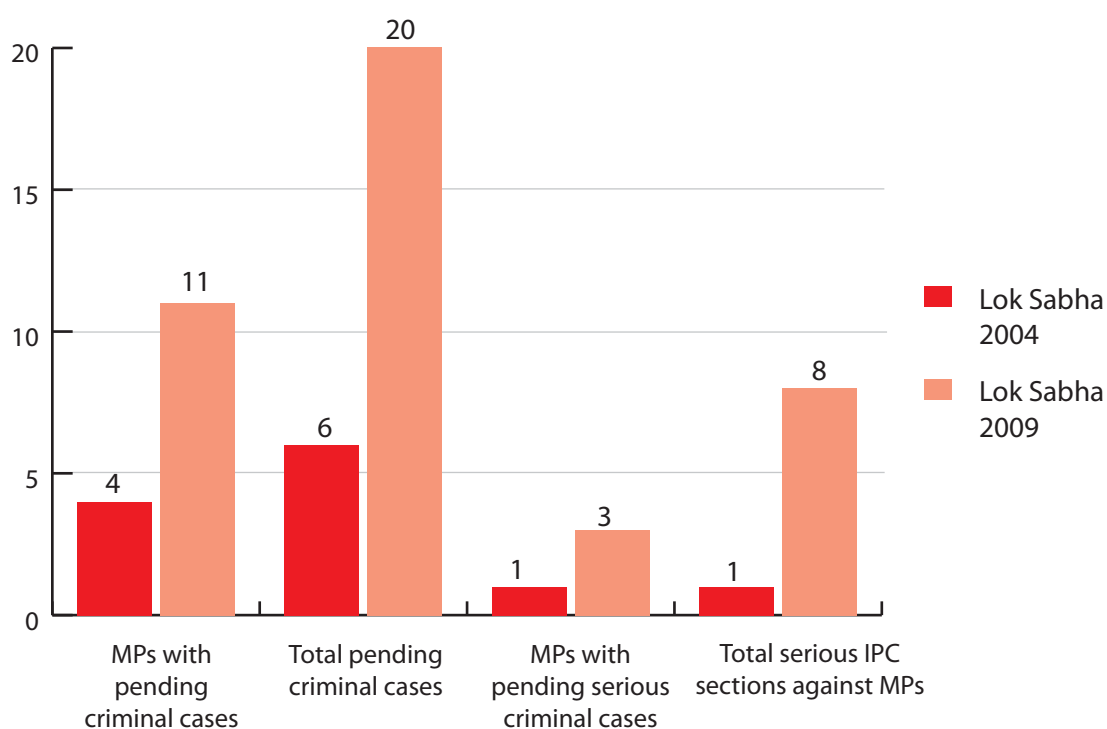
Out of 42 MPs from Andhra Pradesh in Lok Sabha 2009, 11 MPs have pending criminal cases against them. Out of these 11 MPs, there are pending serious criminal cases against 3 MPs. Contrasting this with Lok Sabha 2004, only 1 MP had serious pending criminal cases.

Given below is a current analysis for MPs with pending criminal charges elected from Andhra Pradesh. The presence of MPs with pending criminal cases from Andhra Pradesh in Lok Sabha has increased by 175%.

**Table : Comparison Lok Sabha 2004 & 2009- MPs with pending criminal cases**

	Lok Sabha 2004	Lok Sabha 2009	In-crease	% increase
MPs with pending criminal cases	4	11	7	175%
Total Pending criminal cases	6	20	14	233%
MPs with pending serious criminal cases	1	3	2	200%
Total serious IPC sections against MPs	1	8	7	700%

**Figure: Comparison Lok Sabha 2004 & 2009- MPs with pending criminal cases**



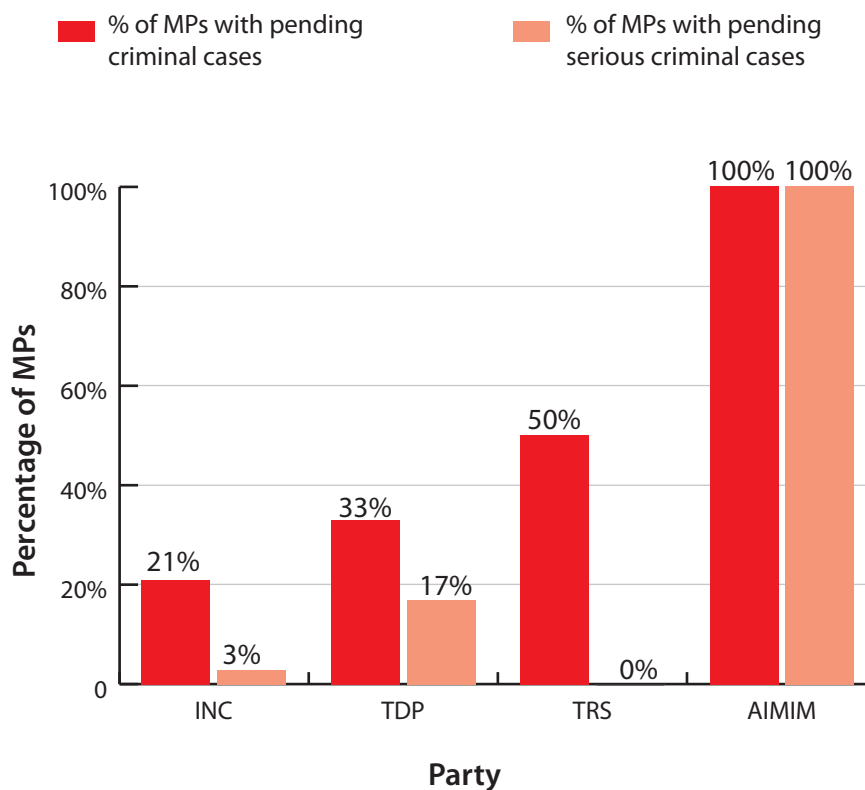
## Party wise break up for MPs with pending criminal cases

Out of total 11 MPs with pending criminal cases 7 are of INC, 2 of TDP and 1 each of TRS and AIMIM. The comparison between total candidates and MPs is given below.

**Table: MPs with pending criminal cases- party wise**

Party	Total can- didates analysed	Total MPs	MPs with pending criminal cases	% of MPs with pending criminal cases	MPs with pending serious criminal cases	% of MPs with pending serious criminal cases
INC	42	33	7	21%	1	3%
TDP	31	6	2	33%	1	17%
TRS	9	2	1	50%	0	0%
AIMIM	1	1	1	100%	1	100%

**Figure: % MPs with pending criminal cases- party wise**



## MPs with most serious pending criminal cases

Given below is a list of the 3 MPs from Andhra Pradesh who have serious pending criminal cases against them.

**Table: List of MPs with most serious pending criminal cases**

S No	Candidate	Party	Constitu- ency	Cases Total	Serious IPC Counts	Details of Serious IPC Counts
1	Asaduddin Owaisi	AIMIM	Hyderabad	4	5	4 charges of promoting en- mity between different groups/ insulting religions. 1 charge of voluntarily causing hurt by dangerous weapons or means.
2	VENUGO- PALA REDDY MODUGULA	TDP	Narasaraopet	2	2	1 charge related to murder, 1 charge of voluntarily causing hurt by dangerous weapons or means.
3	B. JHANSI	INC	Vizianagaram	1	1	1 charge of furnishing false information.

# Analysis based on assets

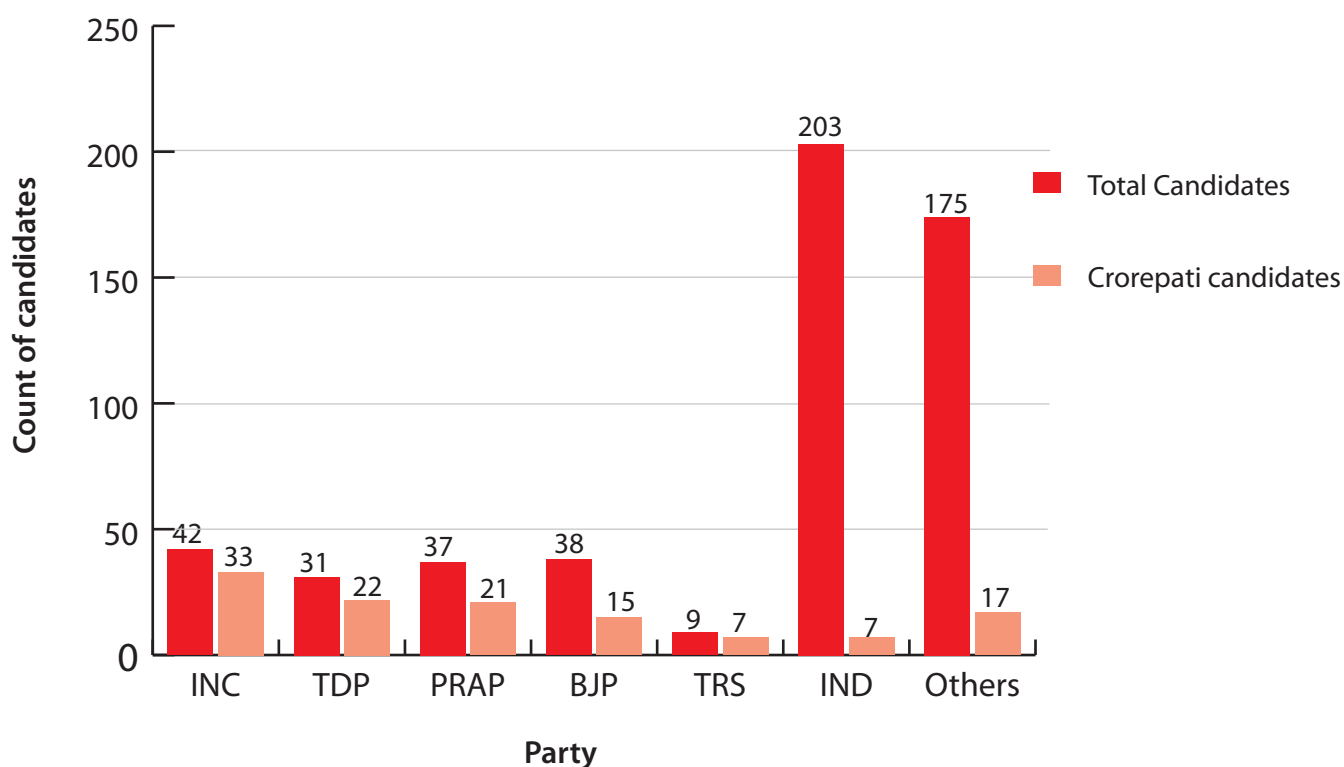
## Analysis based on assets – for candidates

Out of affidavits analyzed for 534 candidates who contested in Lok Sabha 2009 elections, 122 were crorepatis. 79% of candidates of INC were crorepatis.

**Table: Crorepati candidates- party wise breakup**

Party	Total candidates analysed	Crorepati candidates	% of crorepati candidates
INC	42	33	79%
TDP	31	22	71%
PRAP	37	21	57%
BJP	38	15	39%
TRS	9	7	78%
IND	203	7	3%
Others	174	17	10%
<b>Total</b>	<b>534</b>	<b>122</b>	<b>23%</b>

**Figure: Crorepati candidates from major parties**



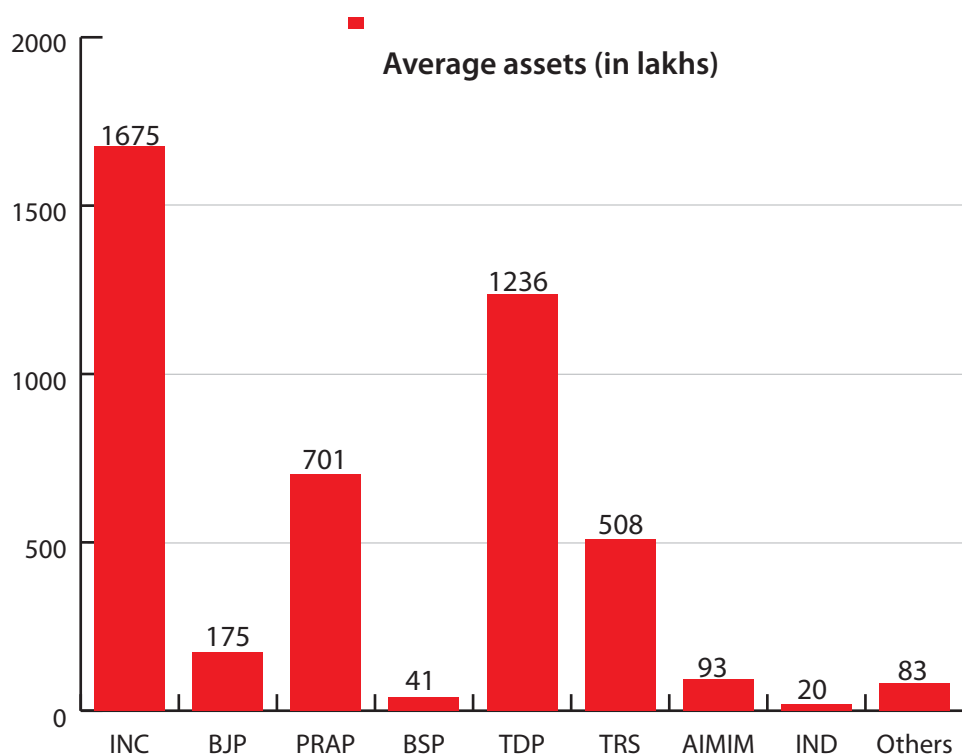
## Average assets for Candidates – Party wise

Candidates of INC had average assets in excess of 16 crores and those of TDP had assets in excess of 12 crores. Detailed list is given below.

**Table: Average assets for candidates party wise**

Party	Average Assets	Candidates analyzed
INC	Rs 16,75,44,511 ~ 16 Cror+	42
BJP	Rs 1,75,18,096 ~ 1 Cror+	38
PRAP	Rs 7,01,53,622 ~ 7 Cror+	37
BSP	Rs 41,41,894 ~ 41 Lacs+	38
TDP	Rs 12,36,62,700 ~ 12 Cror+	31
TRS	Rs 5,08,51,817 ~ 5 Cror+	9
AIMIM	Rs 93,02,233 ~ 93 Lacs+	1
IND	Rs 20,40,895 ~ 20 Lacs+	203
Others	Rs 83,98,905 ~ 83 Lacs	136

**Figure : Average assets (in lakhs) for candidates party wise**



## Top 20 crorepati candidates

Given below is the list of top 20 crorepati candidates who contested Lok Sabha 2009 elections from Andhra Pradesh. 8 out of these 20 candidates won.

**Table: Top 20 Crorepati Candidates in Andhra Pradesh**

S No	Name	Constituency	Party	Age	Movable Assets (Rs)	Immovable Assets (Rs)	Total Assets (Rs)	PAN Given	Won/Lost
1	NAMA NAG-ESWARA RAO	Khammam	TDP	50	1,41,28,66,278	32,46,41,855	1,73,75,08,133 173 Cror+	Y	Won
2	L RAJAGOPAL	Vijayawada	INC	45	96,81,52,574	25,48,12,335	1,22,29,64,909 122 Cror+	Y	Won
3	BALASHOW- RY VALLAB- HANENI	Narasaraopet	INC	42	1,00,17,28,113	21,77,00,000	1,21,94,28,113 121 Cror+	Y	Lost
4	DR. G. VIVE- KANAND	Peddapalle	INC	51	23,99,68,026	48,95,41,656	72,95,09,682 72 Cror+	Y	Won
5	Y.S. JAGAN MOHAN REDDY	Kadapa	INC	36	50,74,85,537	22,06,66,121	72,81,51,658 72 Cror+	Y	Won
6	D.A. SRINIVAS	Rajampet	PRAP	36	20,08,19,543	46,93,00,000	67,01,19,543 67 Cror+	Y	Lost
7	NAREN- DRANATH CHAGANLA	Medak	INC	45	20,56,73,196	35,66,16,816	56,22,90,012 56 Cror+	Y	Lost
8	KASANI GYANESH- WAR	Chevella	MANP	54	2,39,80,000	43,11,41,661	45,51,21,661 45 Cror+	N	Lost
9	ALLU ARAVIND	Anakapalle	PRAP	62	9,02,70,389	36,19,11,580	45,21,81,969 45 Cror+	Y	Lost
10	RENUKA CHOWDHURY	Khammam	INC	54	7,14,27,459	31,01,00,000	38,15,27,459 38 Cror+	Y	Lost
11	M RAJAMO- HAN REDDY	Nellore	INC	59	10,54,79,996	25,79,82,700	36,34,62,696 36 Cror+	Y	Won
12	THULLA DEV- ENDER GOUD	Malkajgiri	PRAP	56	25,44,05,461	9,78,52,500	35,22,57,961 35 Cror+	Y	Lost
13	V VAMSI MO- HAN	Vijayawada	TDP	38	34,69,721	34,15,09,000	34,49,78,721 34 Cror+	Y	Lost
14	PALEM SRIKANTH REDDY	Kadapa	TDP	46	14,12,09,255	14,25,00,000	28,37,09,255 28 Cror+	Y	Lost
15	VIJAYA SHAN- THI .M	Medak	TRS	43	10,66,905	27,00,00,000	27,10,66,905 27 Cror+	Y	Won
16	A.P. JITHENDER REDDY	Chevella	TDP	54	18,68,583	26,58,00,000	26,76,68,583 26 Cror+	Y	Lost
17	RAMAKRISH- NA BADIGA	Machilipat- nam	INC	66	5,46,42,000	17,04,05,000	22,50,47,000 22 Cror+	Y	Lost
18	D. PURAN- DARESHWARI	Visakhapat- nam	INC	49	10,34,31,261	9,92,08,000	20,26,39,261 20 Cror+	Y	Won

S No	Name	Constituency	Party	Age	Movable Assets (Rs)	Immovable Assets (Rs)	Total Assets (Rs)	PAN Given	Won/Lost
19	KOMATIRED-DY RAJ GOPAL REDDY	Bhongir	INC	41	4,09,60,373	15,38,03,244	19,47,63,617 19 Cror+	Y	Won
20	P. VINAY KUMAR	Nizamabad	PRAP	51	10,02,08,377	8,30,00,001	18,32,08,378 18 Cror+	Y	Lost

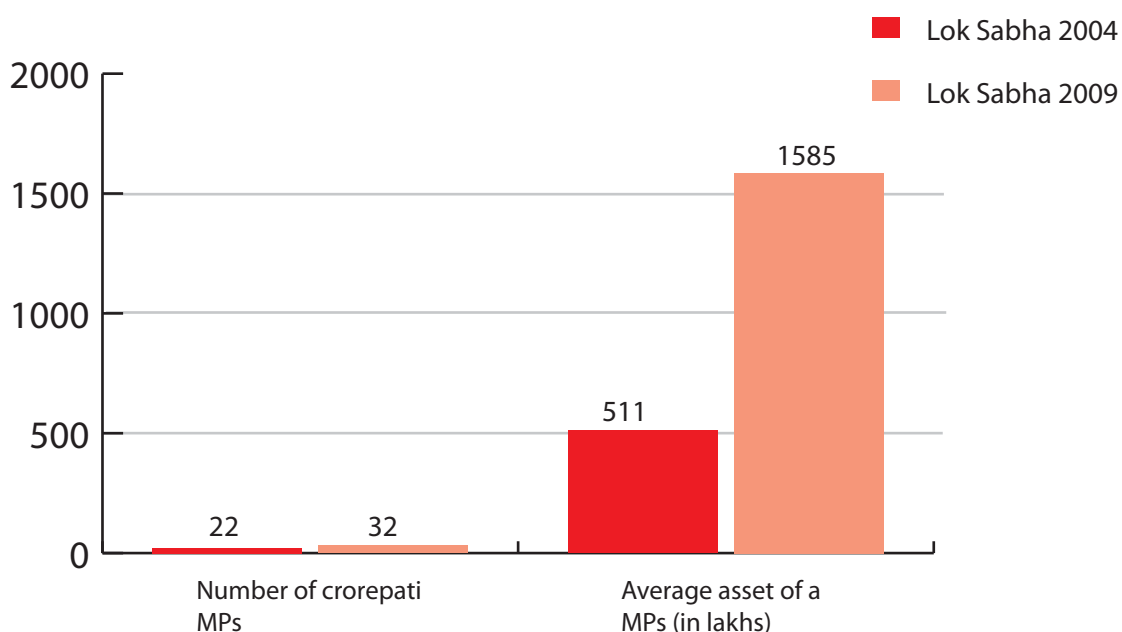
## Analysis based on assets- for MPs

Out of 42 MPs from Andhra Pradesh in Lok Sabha 2009, 32 are crorepatis as compared to 22 crorepatis in 2004. There has been an increase of 45% in number of crorepati MPs from Lok Sabha 2004. The average asset of a MP in Lok Sabha 2004 was Rs 511 lakhs which rose to Rs 1585 lakhs in 2009. Between 2004 & 2009 there has been an average asset increase of 210% for MPs.

**Table : Comparison Lok Sabha 2004 and Lok Sabha 2009 based on assets**

	In Lok Sabha 2004	In Lok Sabha 2009	Increase	% Increase
Number of crorepatis	22	32	10	45%
Average Asset of a MP (Rs in lakhs)	511	1585	1074	210%

**Figure: Comparison Lok Sabha 2004 and Lok Sabha 2009 based on assets**





## **Chances of winning based on assets**

As can be seen from the table, the higher the assets the more are the chances of winning of a candidate. In the Lok Sabha 2009 elections, 31% of the candidates who declared assets more than 5 crore and above won. On the other hand none of the candidates with assets less than 10 lakh won. The election results seemed to be highly influenced by the money power of the candidates.

**Table: Chances of winning based on assets**

Value of assets	No of candidates analysed	No of MPs	% of MPs
Very high (5 cr and above)	54	17	31%
High (50 lakhs to 5 cr)	112	21	19%
Medium (50 lakhs to 10 lakhs)	105	4	4%
Low (less than 10 lakhs)	263	0	0%

## **Crorepati MPs- Party wise (break up)**

82% of INC and 100% of TRS MPs are crorepatis. 78% of all MPs from Andhra Pradesh are crorepatis.

**Table: Crorepati MPs- party wise break up**

Party	Total Candidates analysed	Total crorepati candidates	Total MPs	Total crorepati MPs	% of crorepati MPs
INC	42	33	33	27	82%
TDP	31	22	6	3	50%
TRS	9	7	2	2	100%
Total of Top 3 Parties	82	62	41	32	78%

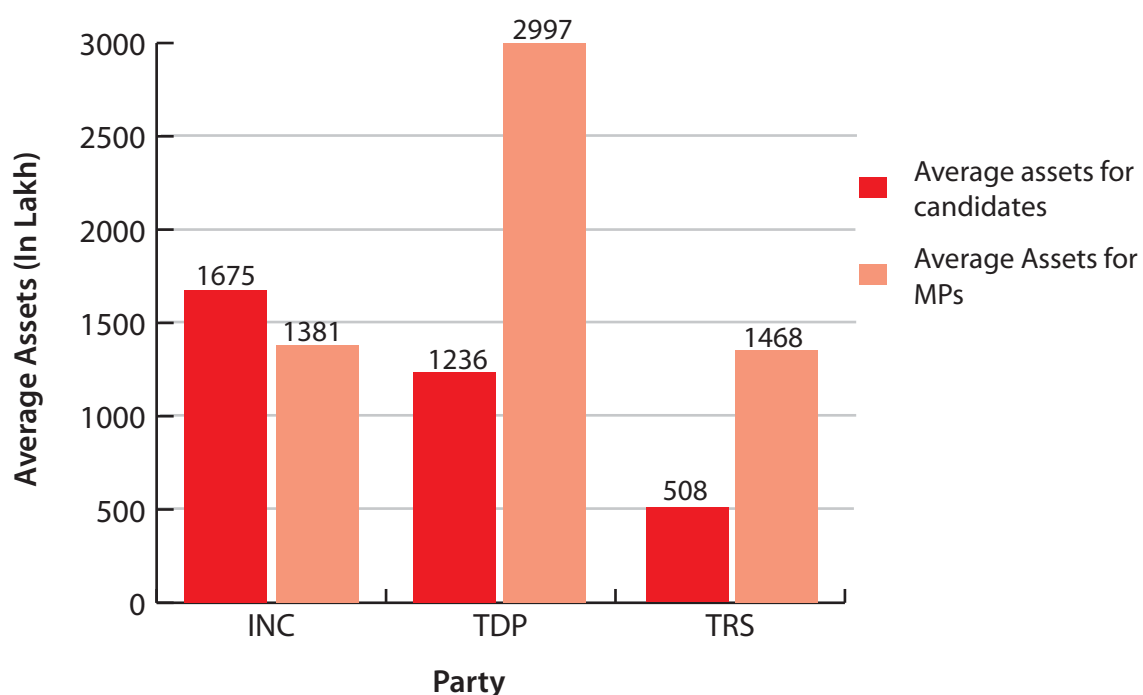
## Average assets per MP for major parties

Average asset for a MP from TDP is Rs 29 crores, for TRS Rs 14 crores, for INC Rs 13 crores.

**Table: Average assets for MPs**

Party	No of candidates analysed	Average assets for candidates	No of MPs	Average assets for MPs
INC	42	Rs 16,75,44,511 ~ 16 Cror+	33	Rs 13,81,28,221 ~ 13 Cror+
TDP	31	Rs 12,36,62,700 ~ 12 Cror+	6	Rs 29,97,91,540 ~ 29 Cror+
TRS	9	Rs 5,08,51,817 ~ 5 Cror+	2	Rs 14,68,68,163 ~ 14 Cror+

**Figure: Comparison average assets for candidates & MPs in Lok Sabha 2009**



## Asset comparison for candidates and MPs

Given below are average asset details for MPs, runner up's and all contestants. It is very evident from these figures that more assets directly translate into greater chances of winning.

**Table: Asset comparison for MPs, runner up's and all candidates for Lok Sabha 2009**

	MP (position 1)	Runner up (position 2)	position 3	all candidates
average assets (Rs in lakhs)	1585	1070	728	304

## Asset position in constituency among candidates and chances of winning

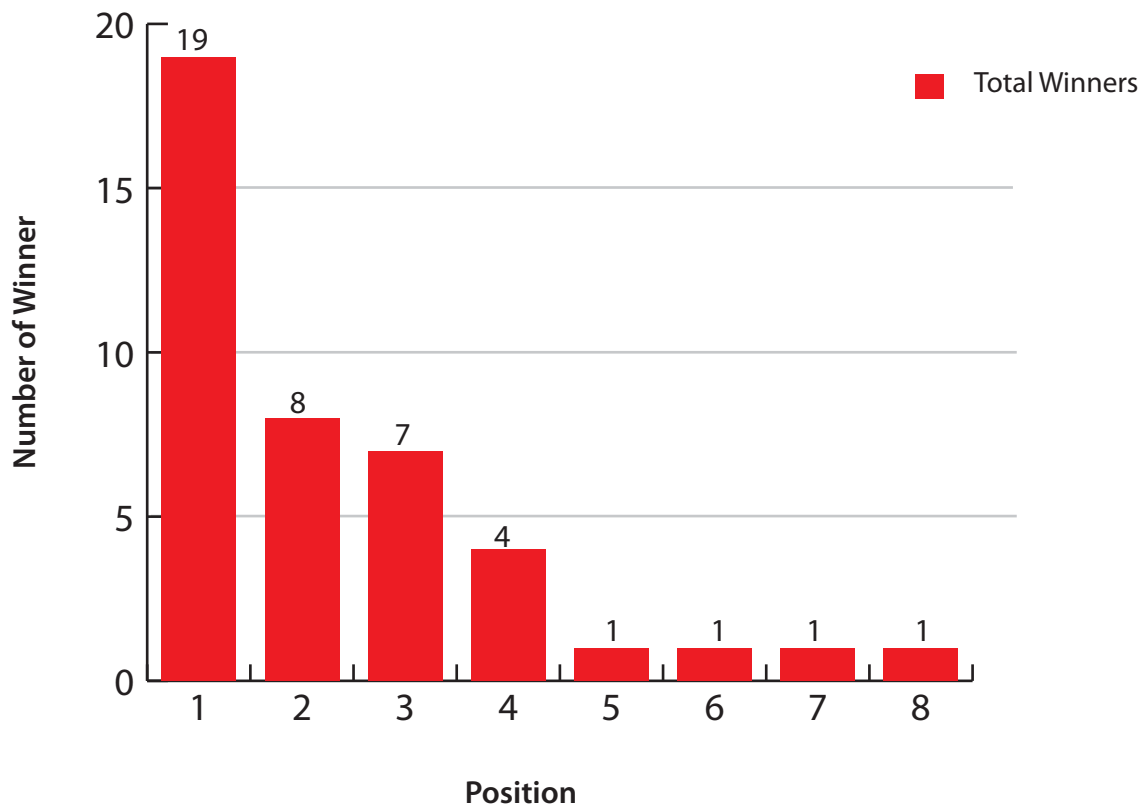
The following table gives an analysis of asset position in constituency among candidates (highest asset to lowest asset) and their chances of winning. From 19 or 45% constituencies, candidates with highest declared assets according to their own self sworn affidavits emerged as MPs. From 19% constituencies candidates with second highest declared assets won. The number of MPs kept decreasing according to their position based on assets in the constituency as per their self declared affidavits.

This trend clearly shows how greater assets directly translate into greater chances of winning.

**Table: Position in constituency based on assets and MPs**

Position in constituency based on assets	Total MPs	% of MPs
1	19	45%
2	8	19%
3	7	17%
4	4	10%
5	1	2%
6	1	2%
7	1	2%
8	1	2%
Grand Total	42	100%

**Figure: Asset position in constituency among candidates and MPs**



### Crorepati MPs – PAN not given

3 crorepati MPs from Andhra Pradesh have not declared their PAN details even though their declarations are part of the affidavit. Their names are given below-

**Table: Crorepati MPs PAN not given**

SI	Name	Constituency	Party	Movable As-sets (Rs)	Immovable Assets (Rs)	Total Assets (Rs)	PAN Given
1	MAGUNTA SRINIVASULU REDDY	Ongole	INC	8,21,09,672	1,87,41,000	10,08,50,672 10 Cror+	N
2	DR. MANDA JAGANNATH	Nagarkurnool	INC	29,26,000	2,52,00,000	2,81,26,000 2 Cror+	N
3	PANABAKA LAKSHMI	Bapatla	INC	96,35,386	77,51,680	1,73,87,066 1 Cror+	N

## Details of top 20 MPs based on maximum assets

The table given below is a list of MPs with top 20 highest assets.

SI	Name	Constituency	Party	Age	Movable As- sets (Rs)	Immovable Assets (Rs)	Total Assets (Rs)	PAN Given
1	NAMA NAG- ESWARA RAO	Khammam	TDP	50	1,41,28,66,278	32,46,41,855	1,73,75,08,133 173 Cror+	Y
2	L RAJAGOPAL	Vijayawada	INC	45	96,81,52,574	25,48,12,335	1,22,29,64,909 122 Cror+	Y
3	DR. G. VIVEKANAND	Peddapalle	INC	51	23,99,68,026	48,95,41,656	72,95,09,682 72 Cror+	Y
4	Y.S. JAGAN MO- HAN REDDY	Kadapa	INC	36	50,74,85,537	22,06,66,121	72,81,51,658 72 Cror+	Y
5	M RAJAMOHAN REDDY	Nellore	INC	59	10,54,79,996	25,79,82,700	36,34,62,696 36 Cror+	Y
6	VIJAYA SHANTHI .M	Medak	TRS	43	10,66,905	27,00,00,000	27,10,66,905 27 Cror+	Y
7	D. PURAN- DARESHWARI	Visakhapatnam	INC	49	10,34,31,261	9,92,08,000	20,26,39,261 20 Cror+	Y
8	KOMATIREDDY RAJ GOPAL REDDY	Bhongir	INC	41	4,09,60,373	15,38,03,244	19,47,63,617 19 Cror+	Y
9	SAMBASIVA RAO RAYAPATI	Guntur	INC	65	8,08,33,582	6,63,10,000	14,71,43,582 14 Cror+	Y
10	KAVURI SAMBA- SIVA RAO	Eluru	INC	66	10,40,24,111	1,87,09,000	12,27,33,111 12 Cror+	Y
11	MADHU YASKHI GOUD	Nizamabad	INC	50	5,60,61,792	6,30,46,546	11,91,08,338 11 Cror+	Y
12	MAGUNTA SRINI- VASULU REDDY	Ongole	INC	55	8,21,09,672	1,87,41,000	10,08,50,672 10 Cror+	N
13	S.P.Y.REDDY	Nandyal	INC	59	6,95,21,000	2,33,50,000	9,28,71,000 9 Cror+	Y
14	SABBAM HARI	Anakapalle	INC	55	20,32,286	8,30,00,000	8,50,32,286 8 Cror+	Y
15	M M PALLAM- RAJU	Kakinada	INC	46	1,37,33,882	5,18,56,000	6,55,89,882 6 Cror+	Y
16	SUDINI JAIPAL REDDY	Chevella	INC	67	12,00,333	5,49,50,000	5,61,50,333 5 Cror+	Y
17	KOTLA JAYA SURYA PRAKASH REDDY	Kurnool	INC	57	1,44,19,195	3,93,00,000	5,37,19,195 5 Cror+	Y
18	V. KISHORE CHANDRA DEO	Araku	INC	62	2,04,00,000	1,70,10,000	3,74,10,000 3 Cror+	Y
19	BAPIRAJU KANU- MURU	Narsapuram	INC	61	65,77,013	2,39,97,000	3,05,74,013 3 Cror+	Y
20	DR. MANDA JAGANNATH	Nagarkurnool	INC	57	29,26,000	2,52,00,000	2,81,26,000 2 Cror+	N

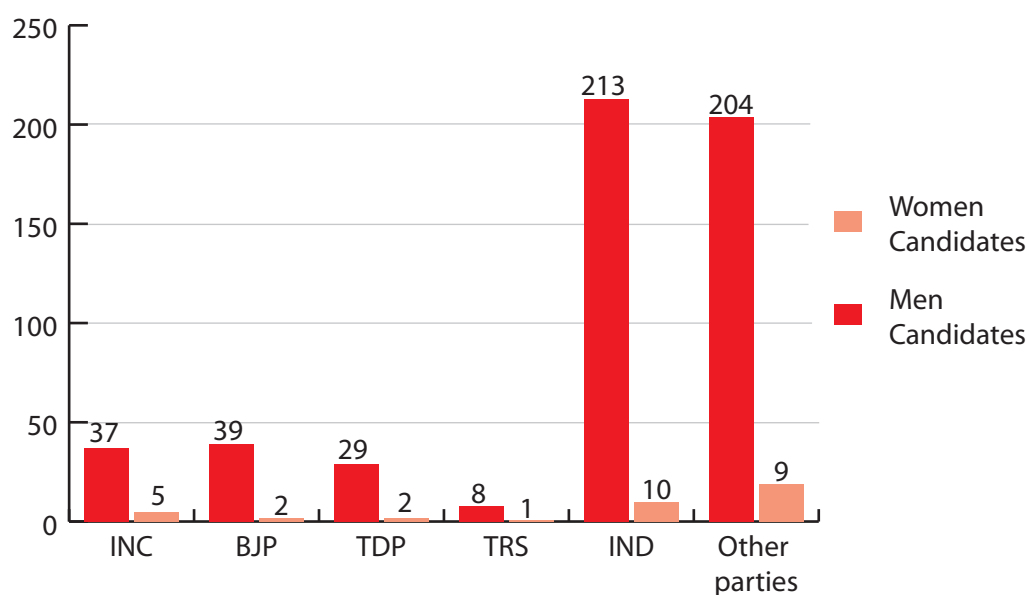
# Female representation in Lok Sabha 2009 elections

Out of 569 contestants, only 39 or 7% women contested Lok Sabha elections from Andhra Pradesh. Out of these 39 only 5 emerged as MPs. The party wise break up for female candidates and MPs vis a vis male candidates and MPs is as below-

**Table: Party wise female representation analysis**

	INC	BJP	TDP	TRS	IND	Other parties	Total
<b>Women</b>							
Candidates	5	2	2	1	10	19	39
MPs	4	0	0	1	0	0	5
% Women candidates	12%	5%	6%	11%	4%	9%	7%
% Women MPs	12%	0%	0%	50%	0%	0%	12%
<b>Men</b>							
Candidates	37	39	29	8	213	204	530
MPs	29	0	6	1	0	1	37
% Men candidates	88%	95%	94%	89%	96%	91%	93%
% Men MPs	88%	0%	100%	50%	0%	100%	88%
<b>Total</b>							
Candidates	42	41	31	9	223	223	569
MPs	33	0	6	2	0	1	42

**Fig: Candidate distribution based on gender analysis**



# Full asset details for MPs Lok Sabha 2009

## Assets for all MPs from Andhra Pradesh in Lok Sabha 2009

S. No.	Name	Constituency	Party	Age	Total Assets (Rs)	Movable Assets (Rs)	Immovable Assets (Rs)	Liabilities (Rs.)	PAN Given
1	RAMESH RATHOD	Adilabad	TDP	43	34,10,000 3 4 Lacs+	14,65,000 1 4 Lacs+	19,45,000 19 Lacs+	81,52,41 8 Lacs+	Y
2	G V HARSHA KUMAR	Amalapuram	INC	50	70,89,000 70 Lacs+	4,39,000 4 Lacs+	66,50,000 66 Lacs+	10,14,298 10 Lacs+	Y
3	SABBAM HARI	Anakapalle	INC	55	8,50,32,286 8 Cror+	20,32,286 20 Lacs+	8,30,00,000 8 Cror+	4,50,000 4 Lacs+	Y
4	ANANTHA VENKATA RAMI REDDY	Anantapur	INC	52	1,30,15,000 1 Cror+	24,15,000 24 Lacs+	1,06,00,000 1 Cror+	0.00	Y
5	V. KISHORE CHANDRA DEO	Araku	INC	62	3,74,10,000 3 Cror+	2,04,00,000 2 Cror+	1,70,10,000 1 Cror+	0.00	Y
6	PANABAKA LAKSHMI	Bapatla	INC	50	1,73,87,066 1 Cror+	96,35,386 96 Lacs+	77,51,680 77 Lacs+	0.00	N
7	KOMATIREDDY RAJ GOPAL REDDY	Bhongir	INC	41	19,47,63,617 19 Cror+	4,09,60,373 4 Cror+	15,38,03,244 15 Cror+	60,57,899 60 Lacs+	Y
8	SUDINI JAIPAL REDDY	Chevella	INC	67	5,61,50,333 5 Cror+	12,00,333 12 Lacs+	5,49,50,000 5 Cror+	20,42,919 20 Lacs+	Y
9	NARAMALLI SIVAPRASAD	Chittoor	TDP	57	60,11,000 60 Lacs+	5,11,000 5 Lacs+	55,00,000 55 Lacs+	0.00	Y
10	KAVURI SAMBA-SIVA RAO	Eluru	INC	66	12,27,33,111 12 Cror+	10,40,24,111 10 Cror+	1,87,09,000 1 Cror+	9,45,674 9 Lacs+	Y
11	SAMBASIVA RAO RAYAPATI	Guntur	INC	65	14,71,43,582 14 Cror+	8,08,33,582 8 Cror+	6,63,10,000 Cror+	4,52,04,329 4 Cror+	Y
12	KRISTAPPA NIM-MALA	Hindupur	TDP	52	1,57,10,800 1 Cror+	35,80,050 35 Lacs+	1,21,30,750 1 Cror+	1216390 12 Lacs+	Y

S. No.	Name	Constituency	Party	Age	Total Assets (Rs)	Movable Assets (Rs)	Immovable Assets (Rs)	Liabilities (Rs.)	PAN Given
13	ASADUDDIN OWAISI	Hyderabad	AIMIM	41	93,02,233 93 Lacs+	30,07,233 30 Lacs+	62,95,000 62 Lacs+	0.00	Y
14	Y.S. JAGAN MOHAN REDDY	Kadapa	INC	36	72,81,51,658 72 Cror+	50,74,85,537 50 Cror+	22,06,66,121 22 Cror+	6,63,96,966 6 Cror+	Y
15	M M PALLAM-RAJU	Kakinada	INC	46	6,55,89,882 6 Cror+	1,37,33,882 1 Cror+	5,18,56,000 5 Cror+	11,12,763 11 Lacs+	Y
16	PONNAM PRABHAKAR	Karimnagar	INC	41	12,87,000 12 Lacs+	12,87,000 12 Lacs+	0	0.00	Y
17	NAMA NAG-ESWARA RAO	Khammam	TDP	50	1,73,75,08,133 173 Cror+	1,41,28,66,278 141 Cror+	32,46,41,855 32 Cror+	0.00	Y
18	KOTLA JAYA SURYA PRAKASH REDDY	Kurnool	INC	57	5,37,19,195 5 Cror+	1,44,19,195 1 Cror+	3,93,00,000 3 Cror+	30,34,000 30 Lacs+	Y
19	KONAKALLA NARAYANA RAO	Machilipatnam	TDP	59	86,16,000 86 Lacs+	19,80,000 19 Lacs+	66,36,000 6 Lacs+	37,87,000 37 Lacs+	Y
20	P. BALRAM	Mahabubabad	INC	45	1,71,95,194 1 Cror+	26,73,194 26 Lacs+	1,45,22,000 1 Cror+	1,43,89,000 1 Cror+	Y
21	K. CHAN-DRASEKHARA RAO	Mahbubnagar	TRS	55	2,26,69,420 2 Cror+	14,06,000 14 Lacs+	2,12,63,420 2 Cror+	0.00	Y
22	SARVEY SA-TYANARAYANA	Malkajgiri	INC	54	1,01,12,521 1 Cror+	56,12,521 56 Lacs+	45,00,000 45 Lacs+	1,16,848 1 Lacs+	Y
23	VIJAYA SHANTHI .M	Medak	TRS	43	27,10,66,905 27 Cror+	10,66,905 10 Lacs+	27,00,00,000 27 Cror+	0.00	Y
24	DR. MANDA JAG-ANNATH	Nagarkurnool	INC	57	2,81,26,000 2 Cror+	29,26,000 29 Lacs+	2,52,00,000 2 Cror+	31,23,000 31 Lacs+	N
25	GUTHA SUKEND-ER REDDY	Nalgonda	INC	55	1,60,40,830 1 Cror+	65,42,470 65 Lacs+	94,98,360 94 Lacs+	1,66,62,997 1 Cror+	Y



S. No.	Name	Constituency	Party	Age	Total Assets (Rs)	Movable Assets (Rs)	Immovable Assets (Rs)	Liabilities (Rs.)	PAN Given
26	S.P.Y.REDDY	Nandyal	INC	59	9,28,71,000 9 Cror+	6,95,21,000 6 Cror+	2,33,50,000 2 Cror+	0.00	Y
27	VENUGOPALA REDDY MODU-GULA	Narasaraopet	TDP	42	2,74,93,309 2 Cror+	86,85,186 86 Lacs+	1,88,08,123 1 Cror+	51,964 51 Thou+	Y
28	BAPIRAJU KANU-MURU	Narsapuram	INC	61	3,05,74,013 3 Cror+	65,77,013 65 Lacs+	2,39,97,000 2 Cror+	38,12,438 38 Lacs+	Y
29	M RAJAMOCHAN REDDY	Nellore	INC	59	36,34,62,696 36 Cror+	10,54,79,996 10 Cror+	25,79,82,700 25 Cror+	0.00	Y
30	MADHU YASKHI GOUD	Nizamabad	INC	50	11,91,08,338 11 Cror+	5,60,61,792 5 Cror+	6,30,46,546 6 Cror+	1,54,22,084 1 Cror+	Y
31	MAGUNTA SRINI-VASULU REDDY	Ongole	INC	55	10,08,50,672 10 Cror+	8,21,09,672 8 Cror+	1,87,41,000 1 Cror+	0.00	N
32	DR. G. VIVEKA-NAND	Peddapalle	INC	51	72,95,09,682 72 Cror+	23,99,68,026 23 Cror+	48,95,41,656 48 Cror+	0.00	Y
33	V ARUN KUMAR	Rajahmundry	INC	54	1,30,73,077 1 Cror+	50,98,577 50 Lacs+	79,74,500 79 Lacs+	9,53,056 9 Lacs+	Y
34	ANNAYYAGARI SAI PRATHAP	Rajampet	INC	64	62,28,356 62 Lacs+	9,53,356 9 Lacs+	52,75,000 52 Lacs+	6,05,031 6 Lacs+	Y
35	ANJAN KUMAR YADAV	Secunderabad	INC	47	2,06,20,697 2 Cror+	28,02,697 28 Lacs+	1,78,18,000 1 Cror+	15,00,000 15 Lacs+	Y
36	K. KRUPA RANI	Srikakulam	INC	47	1,96,81,160 1 Cror+	91,76,160 91 Lacs+	1,05,05,000 1 Cror+	26,52,729 26 Lacs+	Y
37	CHINTA MOHAN	Tirupati	INC	54	55,12,900 55 Lacs+	12,85,000 12 Lacs+	42,27,900 42 Lacs+	5,57,719 5 Lacs+	Y
38	L RAJAGOPAL	Vijayawada	INC	45	1,22,29,64,909 122 Cror+	96,81,52,574 96 Cror+	25,48,12,335 25 Cror+	2,39,67,984 2 Cror+	Y
39	D. PURAN-DARESHWARI	Visakhapatnam	INC	49	20,26,39,261 20 Cror+	10,34,31,261 10 Cror+	9,92,08,000 9 Cror+	5,60,000 5 Lacs+	Y

S. No.	Name	Constituency	Party	Age	Total Assets (Rs)	Movable Assets (Rs)	Immovable Assets (Rs)	Liabilities (Rs.)	PAN Given
40	B. JHANSI	Vizianagaram	INC	45	2,29,51,539 2 Cror+	47,98,364 47 Lacs+	1,81,53,175 1 Cror+	0.00	Y
41	RAJAIAH SIRICILLA	Warangal	INC	55	42,24,704 42 Lacs+	6,86,970 6 Lacs+	35,37,734 35 Lacs+	14,61,167 14 Lacs+	Y
42	SURESH KUMAR SHETKAR	Zahirabad	INC	46	30,11,999 30 Lacs+	14,92,000 14 Lacs+	15,19,999 15 Lacs+	0.00	Y

# Full details of pending criminal cases on MPs from Andhra Pradesh

S. No.	Name	State/ Dist	Constituency	Party	Age	Serious IPC Counts	No of Cases in which Ac-cused	No. of Cases in which Con- victed	Total
1	ASADUDDIN OWAISI	ANDHRA PRADESH	Hydera- bad	AIM IM	41	5	4	0	4
Cases (Accused)			Serious IPC Frequency Table						
			Serious IPC Sections		Number of Times they appear for this candidate				
			153A		2				
			324		1				
			295		1				
			295A		1				
			Total		5				
			IPC Section		Description				
			109		Punishment of abetment if the act abetted is committed in conse- quence, and where no express provi- sion is made for its punishment				
			114		Abettor present when offence is committed				
			147		rioting				
			148		Rioting, armed with deadly weapon				
			149		Every member of unlawful assembly guilty of offence committed in pros- ecution of common object				
			153A		Promoting enmity between different groups on grounds of religion, race, place of birth, residence, language, etc., and doing acts prejudicial to maintenance of harmony				
			186		Obstructing public servant in dis- charge of public functions				
			290		public nuisance in cases not other- wise provided for				
			295		Injuring or defiling place of worship with intent to insult the religion of any class				
			295A		Deliberate and malicious acts, in- tended to outrage religious feelings or any class by insulting its religion or religious beliefs				

Cases (Convicted) -----No Cases----			324		Voluntarily causing hurt by dangerous weapons or means				
			341		wrongful restraint				
			353		Assault or criminal force to deter public servant from discharge of his duty				
			427		Mischief causing damage to the amount of fifty rupees				
			448		house-trespass				
			504		Intentional insult with intent to provoke breach of the peace				
			506		criminal intimidation				
S. No.	Name	State/ Dist	Constituency	Party	Age	Serious IPC Counts	No of Cases in which Ac-cused	No. of Cases in which Con-victed	Total
2	VENUGOPALA REDDY MODUGULA	ANDHRA PRADESH	Narasaraopet	TDP	42	2	2	0	2
Cases (Accused)  1. IPC Sections - 147,148,307,324,447,149 , Other Details - 237/86,Mangalagiri Rural PS  2. IPC Sections - 143,341,186 , Other Details - 409/95, 5th Additional Munsif Magistrate			Serious IPC Frequency Table						
			Serious IPC Sections		Number of Times they appear for this candidate				
			307		1				
			324		1				
			Total		2				
			IPC Section		Description				
			143		Being member of an unlawful assembly				
			147		rioting				
			148		Rioting, armed with deadly weapon				
			149		Every member of unlawful assembly guilty of offence committed in prosecution of common object				
			186		Obstructing public servant in discharge of public functions				
			307		Attempt to murder				
Cases (Convicted) -----No Cases----			324		Voluntarily causing hurt by dangerous weapons or means				
			341		wrongful restraint				
			447		criminal trespass				

S. No.	Name	State/ Dist	Constit- uency	Party	Age	Seri- ous IPC Counts	No of Cases in which Ac- cused	No. of Cases in which Con- victed	Total
3	B. JHANSI	ANDHRA PRADESH	Vizianag aram	INC	45	1	1	0	1
Cases (Accused)			Serious IPC Frequency Table						
1. IPC Sections - 177 , Other Details - cc-263/2008 special judical 1st magistrate (excise) vizianaram 33(A),125(A) OF REPRESENTATION OF PEOPLES ACT			Serious IPC Sections			Number of Times they appear for this candidate			
			177			1			
			Total			1			
Cases (Convicted) -----No Cases----									
			IPC Section			Description			
			177			Furnishing false information			
S. No.	Name	State/ Dist	Constit- uency	Party	Age	Seri- ous IPC Counts	No of Cases in which Ac- cused	No. of Cases in which Con- victed	Total
4	SAMBASIVA RAO RAYAPATI	ANDHRA PRADESH	Guntur	INC	65	0	3	0	3
CaseCases (Accused)			IPC Section		Description				
1. IPC Sections - , Other Details - 142B of Negotiable Instruments act 2. IPC Sections - , Other Details - case no.1472/04 3. IPC Sections - , Other Details - case no. 154/04									
Cases (Convicted) -----No Cases----									
S. No.	Name	State/ Dist	Constit- uency	Party	Age	Seri- ous IPC Counts	No of Cases in which Ac- cused	No. of Cases in which Con- victed	Total
5	V ARUN KUMAR	ANDHRA PRADESH	Rajahm undry	INC	54	0	2	0	2
Cases (Accused)			IPC Section		Description				
1. IPC Sections - , Other Details - 133/9596, Excise Po- lice station, Korukonda. Sec 8(b) of AP Prohibition act 1995 for possession of 4 liters of ID Liquor 2. IPC Sections - 309 , Other Details - CC N0 255/1998, First additional JFCM,amalapuram. Attempt to suicide			309		Attempt to commit suicide				
Cases (Convicted) -----No Cases----									

S. No.	Name	State/ Dist	Constituency	Party	Age	Serious IPC Counts	No of Cases in which Ac-cused	No. of Cases in which Con-victed	Total
6	K. CHANDRASEKHARA RAO	ANDHRA PRADESH	Mahbub nagar	TRS	55	0	2	0	2
Cases (Accused)			IPC Section		Description				
1. IPC Sections - , Other Details - 126(B)of RP Act, FIR no 145/2008 Karimnagar I town									
2. IPC Sections - , Other Details - case no. 152/2008 126(B) of RP Act									
Cases (Convicted) -----No Cases----									
S. No.	Name	State/ Dist	Constituency	Party	Age	Serious IPC Counts	No of Cases in which Ac-cused	No. of Cases in which Con-victed	Total
7	RAMESH RATHOD	ANDHRA PRADESH	Adilabad	TDP	43	0	2	0	2
Cases (Accused)			IPC Section		Description				
1. IPC Sections - 353,506 , Other Details - FIR no 27/2006, JFCM Court, Luxettipet			353		Assault or criminal force to deter public servant from discharge of his duty				
2. IPC Sections - , Other Details - 174 (a) of Railway Act, No 222/2006			506		criminal intimidation				
Cases (Convicted) -----No Cases----									
S. No.	Name	State/ Dist	Constituency	Party	Age	Serious IPC Counts	No of Cases in which Ac-cused	No. of Cases in which Con-victed	Total
8	RAJAIAH SIRICILLA	ANDHRA PRADESH	Waran-gal	INC	55	0	1	0	1
Cases (Accused)			IPC Section		Description				
1. IPC Sections - , Other Details - Crime No. 9/ACB-WRL/2006, under section13 (2) R/W 13 (1) (c) of P.C. Act 1988									
Cases (Convicted) -----No Cases----									

S. No.	Name	State/ Dist	Constit- uency	Party	Age	Seri- ous IPC Counts	No of Cases in which Ac- cused	No. of Cases in which Con- victed	Total
9	SARVEY SATYANARAYANA	ANDHRA PRADESH	Malkaj- giri	INC	54	0	1	0	1
Cases (Accused)			IPC Section		Description				
1. IPC Sections - 353 , Other Details - fir Registered case no 350/08			353		Assault or criminal force to deter public servant from discharge of his duty				
Cases (Convicted) -----No Cases----									
S. No.	Name	State/ Dist	Constit- uency	Party	Age	Seri- ous IPC Counts	No of Cases in which Ac- cused	No. of Cases in which Con- victed	Total
10	G V HARSHA KUMAR	ANDHRA PRADESH	Amalapu ram	INC	50	0	1	0	1
Cases (Accused)			IPC Section		Description				
			224		Resistance or obstruction by a per- son to his lawful apprehension				
			323		voluntarily causing hurt				
			341		wrongful restraint				
Cases (Convicted) -----No Cases----			353		Assault or criminal force to deter public servant from discharge of his duty				
S. No.	Name	State/ Dist	Constit- uency	Party	Age	Seri- ous IPC Counts	No of Cases in which Ac- cused	No. of Cases in which Con- victed	Total
11	S.P.Y.REDDY	ANDHRA PRADESH	Nandyal	INC	59	0	1	0	1
Cases (Accused)			IPC Section		Description				
1. IPC Sections - , Other Details - Sec 7(1) and Sec 16(1)(a)(1) Prevention of food adulteration act 1954									
Cases (Convicted) -----No Cases----									

# Arunachal Pradesh

## Lok Sabha 2009 Elections



# CONTENTS

Executive summary for candidates and MPs .....	277
Voting and winning trend.....	279
Analysis based on pending criminal cases.....	281
Pending criminal cases- analysis for candidates.....	281
Party wise break up for candidates with pending criminal cases .....	281
Party wise comparsion of pending criminal cases on candidates in LS-2004 & LS-2009 .....	282
Details for candidates based on pending criminal cases.....	283
Party wise break up for MPs with pending criminal cases.....	283
Analysis based on assets.....	284
Analysis based on assets – for candidates .....	284
Average assets for Candidates.....	285
Top 10 crorepati candidates.....	286
Analysis based on assets- for MPs.....	287
Chances of winning based on assets.....	288
Crorepati MPs- Party wise break up.....	289
Average assets per MP for major parties .....	290
Asset position in constituency among candidates and chances of winning.....	291
Details of top 5 MPs based on maximum assets.....	292
Female representation in Lok Sabha 2009 elections .....	293
Full Asset and pending criminal cases details.....	294
Assets for all MPs from Assam in Lok Sabha 2009 .....	294
Full details of pending criminal cases on MPs from Assam .....	295

# **Arunachal Pradesh Election Watch\***

## **Lok Sabha elections 2009**

Lok Sabha 2009 elections in Arunachal Pradesh were held on April 16th 2009 for two constituencies, Arunachal East and Arunachal West. This chapter includes analysis of voting trend, criminalization and money power in these elections.

### **Political Parties and Candidates**

In Lok Sabha 2004, 6 parties contested. This came down to 5 parties in the Lok Sabha 2009 elections. There was a reduction in the number of candidates as well. In Lok Sabha 2004 elections 13 candidates contested. This came down to 8 candidates in Lok Sabha 2009 elections.

## **Executive summary**

- Affidavits of all 8 candidates contesting the Lok Sabha 2009 elections were analyzed by the Arunachal Pradesh Election Watch.
- 1 of these 8 candidates had a pending criminal case.
- Average asset for a candidate from Arunachal Pradesh was Rs. 2.3 crores.
- Both constituencies were won by INC.
- There were no pending criminal cases on MPs from Arunachal Pradesh.
- Average asset for an MP from Arunachal Pradesh was Rs. 6.4 crores.
- Both MPs did not declare their PAN details.
- There were no female candidates from Arunachal Pradesh.

\*This chapter would not have been possible without the efforts of several volunteers, groups and organizations from the state. ADR and NEW especially acknowledge with gratitude the efforts of Mr. Bamang Tago (Coordinator, Arunachal Pradesh Election Watch and Chairperson, Arunachal Citizens Right), Mr. Dushyant Sharma (Indigenous People's Foundation), Mr. Tasaduk Ariful Hussain (Coordinator, Assam Election Watch and NEST) and Dr. Nani Bath (Rajiv Gandhi University, Itanagar).

This volume is dedicated to all who were part of the Election Watch.

# Voting and winning trend

## The % of votes polled by major parties

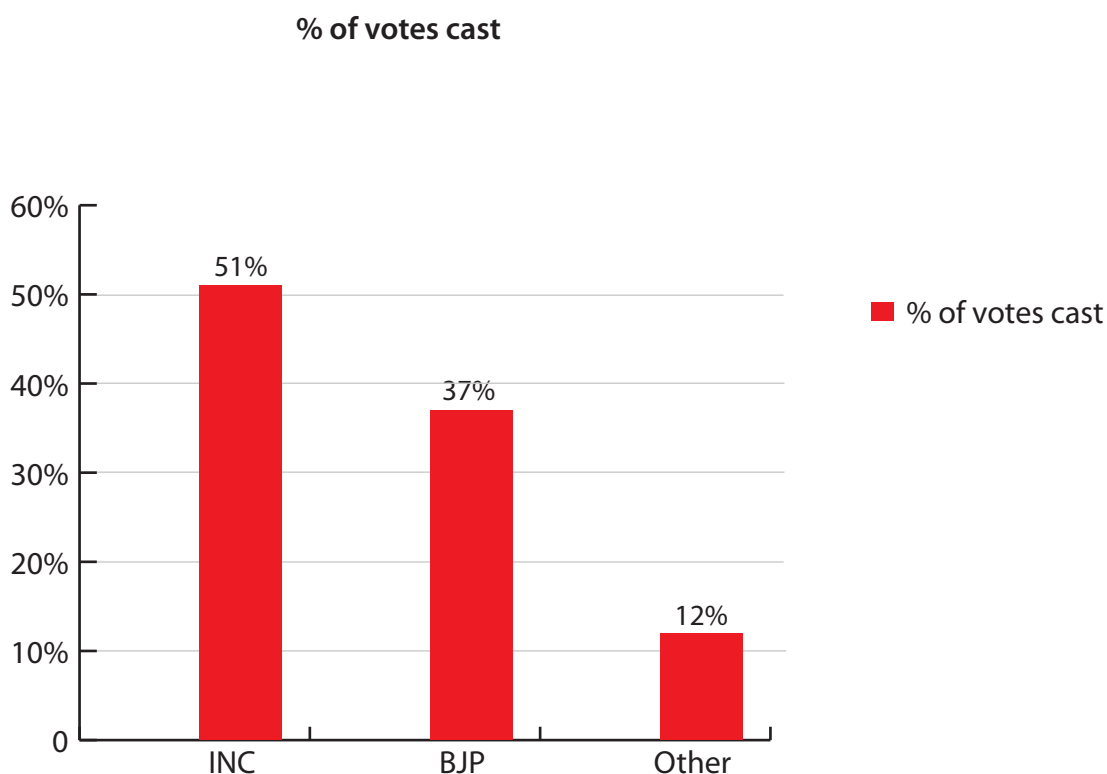
INC managed to get 51% of the votes polled. This was 35% of the electorate. BJP managed to get 37% of all votes cast. The total electorate in Arunachal Pradesh was 7,35,799 and the total votes cast were 5,00,642.

Further break-up is given in table

**Table: Per cent of votes cast**

Party	Total votes cast for the party	% of votes cast	% of total registered voters
Indian National Congress(INC)	2,55,866	51%	35%
Bhartiya Janta Party(BJP)	1,86,103	37%	25%
Others	58,673	12%	8%

**Figure: Per cent of votes cast in Arunachal Pradesh- Party wise**



# Comparison of Candidates

## Arunachal East constituency

S No.	Name	Age	Gender	Party	Criminal Cases	Education Level	Total Assets	Total Liabilities	PAN Given
1	NINONG ERING (WINNER)	50	M	INC	No	Graduate	10,43,20,000 10 Crore +	12,51,784 12 Lacs +	No
2	DR. SAMSON BORANG	33	M	PPA	No	Graduate	24,74,000 24 Lacs +	0	No
3	LOWANG-CHA WANGLAT	66	M	AC	No	Graduate	2,67,60,000 2 Crore +	0	Yes
4	TAPIR GAO	48	M	BJP	No	Post Graduate	1,85,20,000 1 Crore +	0	No

## Arunachal West constituency

S No.	Name	Age	Gender	Party	Criminal Cases	No of Cases	Serious IPC Counts	IPC Details	Education Level	Total Assets	Total Liabilities	PAN Given
1	TAKAM SANJOY (WINNER)	42	M	INC	No	0	0	-	Graduate Professional	2,41,37,021 2 Crore +	0	No
2	KIREN RIJJU	37	M	BJP	No	0	0	-	Graduate Professional	82,95,139 82 Lacs +	9,500 9 Thou +	Yes
3	SUBU KECHI	36	M	IND	Yes	1	1	1 charge of voluntarily causing grievous hurt	Graduate Professional	1,000 1 Thou +	0	No
4	TABA TAKU	25	M	LB	No	0	0	-	Graduate	10,000 10 Thou +	0	No



# Assam

## Lok Sabha 2009 Elections

# CONTENTS

Executive summary for candidates and MPs .....	277
Voting and winning trend.....	279
Analysis based on pending criminal cases.....	281
Pending criminal cases- analysis for candidates.....	281
Party wise break up for candidates with pending criminal cases .....	281
Party wise comparsion of pending criminal cases on candidates in LS-2004 & LS-2009 .....	282
Details for candidates based on pending criminal cases.....	283
Party wise break up for MPs with pending criminal cases.....	283
Analysis based on assets.....	284
Analysis based on assets – for candidates .....	284
Average assets for Candidates.....	285
Top 10 crorepati candidates.....	286
Analysis based on assets- for MPs.....	287
Chances of winning based on assets.....	288
Crorepati MPs- Party wise break up.....	289
Average assets per MP for major parties .....	290
Asset position in constituency among candidates and chances of winning.....	291
Details of top 5 MPs based on maximum assets.....	292
Female representation in Lok Sabha 2009 elections .....	293
Full Asset and pending criminal cases details.....	294
Assets for all MPs from Assam in Lok Sabha 2009 .....	294
Full details of pending criminal cases on MPs from Assam .....	295

# Assam Election Watch

## Lok Sabha elections 2009

Lok Sabha 2009 elections were held in two phases in Assam on April 16, 2009 and April 23, 2009. This chapter includes the analysis of voting trend, criminalization, money power, gender etc in these elections. Information provided by ECI and details from the affidavits filed by contesting candidates have been used for above analysis.

### **Growth of political parties**

In Lok Sabha 2004, 17 parties contested which rose to 25 in Lok Sabha 2009 elections. This reflects a rise of 47 % in the number of parties from Lok Sabha 2004 Elections to Lok Sabha 2009 Elections.

### **Growth in number of candidates**

158 candidates contested Lok Sabha 2009 elections from Assam as compared to 116 candidates in Lok Sabha 2004. There was a jump of 36% in number of candidates contesting in 2009.

## Executive summary for candidates and MPs

### **Summary for candidates**

- Affidavits of 155 candidates out of 158 contesting Lok Sabha 2009 elections were analyzed by Assam Election Watch\*.
- Out of these 155 candidates, 12 candidates or 8% declared pending criminal cases against them. BJP had 2 out of 7 (29%) candidates with pending criminal cases.
- Out of these 12 candidates with pending criminal cases, 4 had pending serious criminal cases like murder, attempt to murder, kidnapping, robbery, extortion etc.
- There were 26 candidates of three main parties (INC, BJP & AGP) and out of these 26 candidates 4 (15%) had pending criminal cases against them. Comparing this to Lok Sabha 2004 elections, there were 38 candidates

\*This chapter would not have been possible without the efforts of volunteers, groups and organizations from the state. ADR and NEW acknowledge with gratitude the efforts of Mr. Tasaduk Ariful Hussain (Coordinator, Assam Election Watch and NEST); Dr. Abu Naser Ahmed, Dr. Indrani Dutta & Dr. Bhupen Sharma from OKDISCD; Dr. Devaprashad Barua (Rtd. Vice Chancellor of Guwahati University); Dr. Mahphuja Rahman from Guwahati University; Dr. Sunil Kaul from Bongaigaon ANT; Fr Thomas from I-Card; Father Joe from NEDIV; Justice S.N.Phukan (Retd. Judge and Ex President of Human Right Commission); Mr. Amit Goldshith from CASA; Ms. Amiya Sharma & Ms. Anita Dutta from RGVN,GHY; Mr. Dileep Chandam from Asom Bani; Mr. Dushant from Indigenous People's Forum; Mr. Humtsoe from Bethesda; Mr. Joykumar from ERDC; Mr. Kretofil Bhengra & Rudra Sharma from DCDP, Sonitpur; Mr. Lai-kynmaw & Ms. Mayfereen from Grassroots; Mr. Mrinal Gohain from Action Aid, GHY; Mr. Natwar Thakkar from Nagaland Gandhi Ashram; Mr. Nishi Nath Changkakoti (Rtd Director General of Police); Mr. Pachugopal Barua (Rtd. Advocate General); Mr. Prithi Bhushan Deka from GVM, Nalbari; Mr. Rabin Bhai from TAGS; Mr. Rana from People Network Group; Mr. Ravindranath from Rural Volunteer Centre; Mr. Somya Deep Dutta from Natures Becan, Dhubri; Mr. Wasbir Hussain; Ms. Ela from Prodigals Home; Ms. Enakshi Dutta from Catholic Relief Services; Ms. Hekani from Youth Net; Ms. Nirju Bharali from Mahila Samota Society, GHY; Ms. Samhita from NEN GHY; Sr. Myrtle Fernandez from WIN Kharghuli.

This volume is dedicated to all who were part of the Election Watch.



of the same three major parties. Out of these 38 candidates 3 (8%) had pending criminal cases against them.

- There were 6 IPC charges of heinous nature on the candidates which included murder, kidnapping, extortion, etc.
- There was 1 Red Alert constituency, Nowgong, where 3 contesting candidates had pending criminal cases.
- A total of 14 candidates out of 155 i.e. 9% were crorepatis.
- A total of 13 candidates declared liabilities above 5 lakhs.
- Among major parties, the approximate average asset per candidate for ADUF was Rs. 16 crores, for INC was Rs 6 crores.
- 48% of candidates (75 of 155) had not furnished PAN card details.
- Number of women candidates was just 11(7%) as compared to 147 of men (93%).
- 59% candidates (92 of 155) were graduates & above.
- None of the parties managed to get votes anywhere near 50%. The highest votes polled were approx 35% by INC which was about 24% of the total registered voters. BJP and AUDF managed to get approximately 16% of the total votes polled.

## **Summary for MPs**

- All 4 candidates with serious criminal cases pending against them were rejected by the voters.
- The number of crorepati MPs has increased from 2 in Lok Sabha 2004 to 5 in Lok Sabha 2009.
- Among major parties, the approximate average asset per MP for INC was Rs. 2 crores and for BJP was Rs. 55 lacs.
- Average asset for a MP from Assam was Rs 3.23 crores.
- All 14 MPs, declared their PAN details.
- Out of 11 women candidates, only 2 managed to win. Hence only 14% of MPs from Assam in current Lok Sabha are women.

# Voting and winning trend

## The % of votes polled by major parties

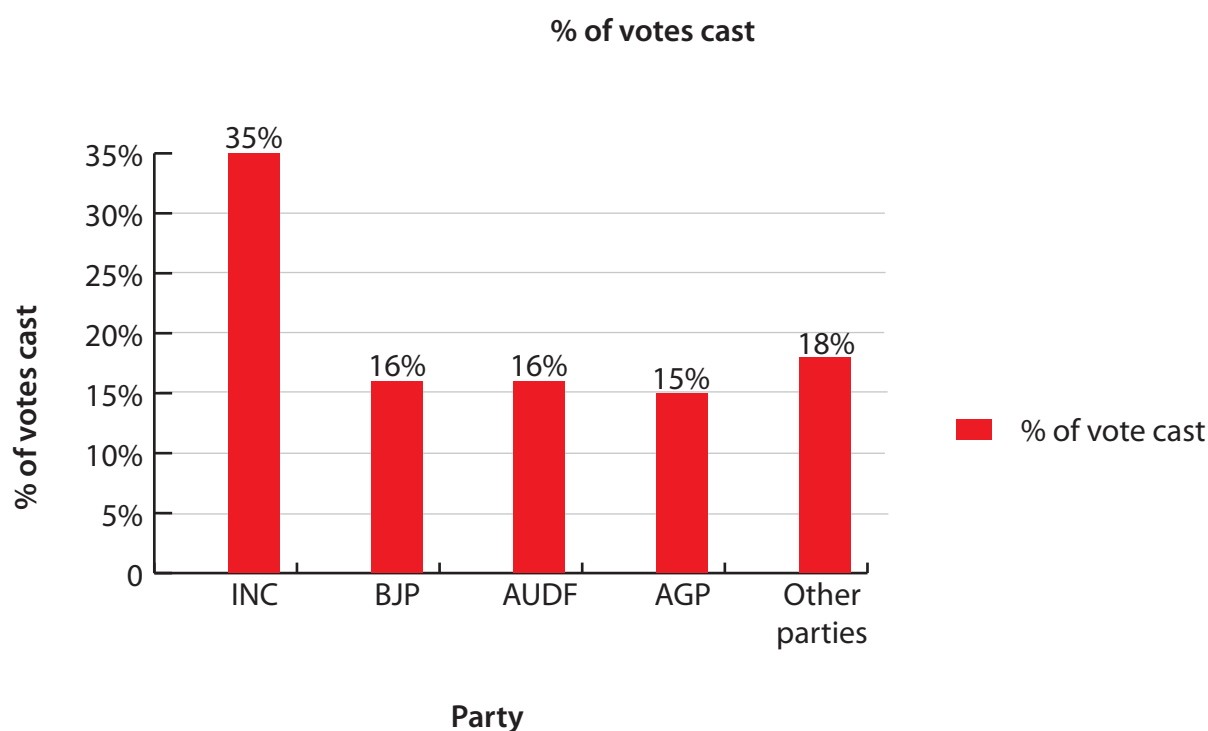
The % of votes cast by four major parties clearly shows that none of the parties got anywhere close to the 50% mark. Total voting in the state was only 69%. INC managed approx 35 % of the votes cast and only 24% of the registered voters. BJP managed just 16% votes cast and 11% registered voters. The total electorate in Assam was 1,74,70,161 and the total votes cast were 1,21,41,171.

Further break-up is given in the table.

**Table: Per cent of votes cast**

Party	Total votes cast for the party	% of votes cast	% of total registered voters
Indian National Congress(INC)	42,35,681	35%	24%
Bhartiya Janta Party(BJP)	19,67,813	16%	11%
Assam United Democratic Front(AUDF)	19,54,901	16%	11%
Asom Gana Parishad(AGP)	17,73,103	15%	10%
Others	22,09,673	18%	13%

**Figure: Per cent of votes cast in Assam- Party wise**



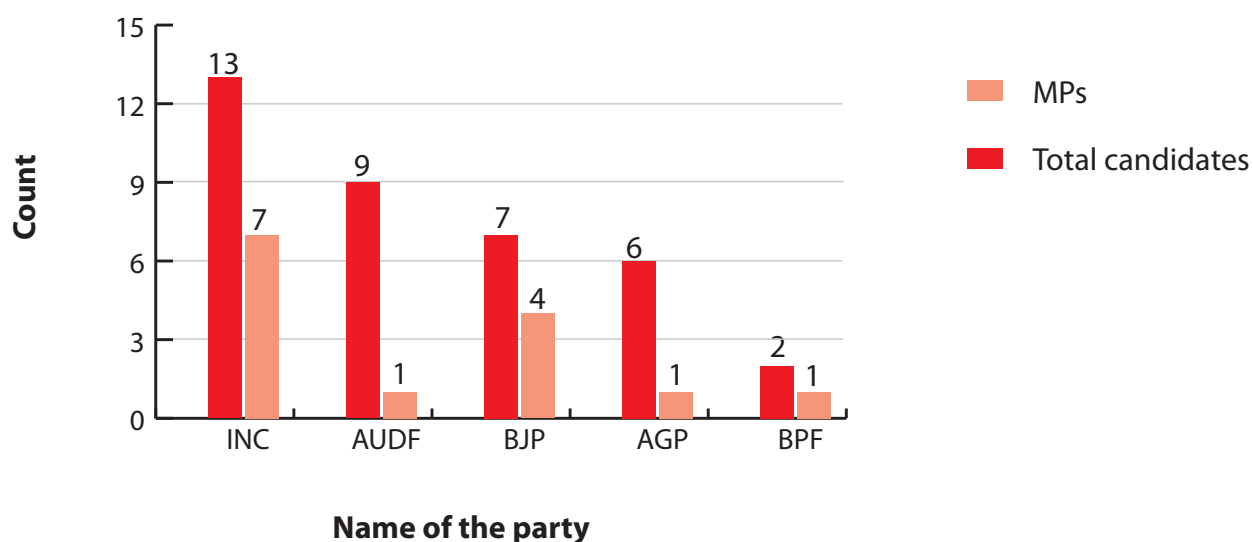
## Candidates Vs MPs

ssam has 14 parliamentary constituencies. Maximum numbers of MPs (7) are from INC followed by 4 of BJP. The breakup of MPs as compared to total candidates from the party are-

**Table: Candidates & MPs – Assam**

Party	No. of candidates	MPs
INC	13	7
AUDF	9	1
BJP	7	4
AGP	6	1
BPF	2	1
Total	-	14

**Figure: Candidates vs MPs- Party wise**



# Analysis based on pending criminal cases

## Pending criminal cases- analysis for candidates

Total 155 affidavits were analyzed by Assam Election Watch for Lok Sabha 2009 elections. Out of these 155 candidates, 12 candidates or 8% declared pending criminal cases against them. Out of these 12 candidates with pending criminal cases, 4 had pending serious criminal cases like murder, attempt to murder, kidnapping, robbery, extortion etc.

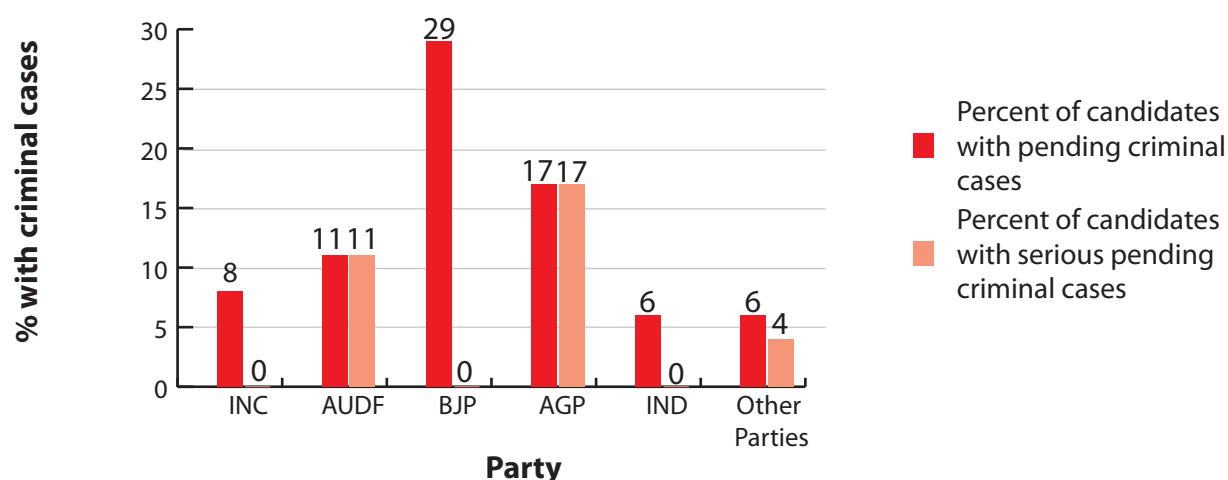
## Party wise break up for candidates with pending criminal cases

A total of 12 candidates contesting elections from ASSAM had pending criminal cases against them. Out of 7 candidates of BJP, 2 (29%) had pending criminal cases.

**Table: Candidates with pending criminal cases and serious pending criminal cases- Party wise break up**

Party	Total candidates analysed	Candidates with pending criminal cases	Percent of candidates with pending criminal cases	Number of Candidates with pending serious criminal cases	Percent of candidates with pending serious criminal cases
INC	13	1	8%	0	0%
AUDF	9	1	11%	1	11%
BJP	7	2	29%	0	0%
AGP	6	1	17%	1	17%
IND	71	4	6%	0	0%
Other Parties	49	3	6%	2	4%
Total	155	12	8%	4	3%

**Figure: Comparison of pending criminal cases and serious pending criminal cases for candidates of main parties from Assam**



## **Party wise comparison of pending criminal cases on candidates in Lok Sabha 2004 & Lok Sabha 2009**

For all 3 major parties- INC, BJP & AGP which contested in the Lok Sabha 2004 and Lok Sabha 2009 elections, the number of candidates with pending criminal cases has increased in 2009 elections as compared to 2004 elections. A detailed analysis is provided below.

**Table: Comparison Lok Sabha 2004 vs. Lok Sabha 2009- candidates with pending criminal cases**

Party	Lok Sabha 2004			Lok Sabha 2009		
	Number of candidates analysed	candidates with pending criminal cases	% of candidates with pending criminal cases	Number of candidates analysed	candidates with pending criminal cases	% of candidates with pending criminal cases
INC	14	1	7%	13	1	8%
BJP	12	1	8%	7	2	29%
AGP	12	1	8%	6	1	17%
Total candidates of 3 major political parties	38	3	8%	26	4	15%

## Details for candidates based on pending criminal cases

The table below lists candidates with most serious pending criminal cases. All these candidates were rejected by the voters.

S No	Name	Constitu- ency	Party	Serious IPC Counts	Total Cases	Details of Serious IPC Counts	Won/ Lost
1	ABDUS SA- MAD AHMED	Barpeta	AUDF	3	2	1 charge of undue influ- ence or personation at an election. 1 charge of voluntarily causing grievous hurt. 1 charge of Kidnapping or abducting	Lost
2	RATNESWAR GOGOI	Lakhimpur	AIFB	1	2	1 charge of voluntarily causing grievous hurt.	Lost
3	PARASHMO- NI SINHA	Tezpur	JMM	1	1	1 charge of extortion.	Lost
4	SRI SAR- BANANDA SONOWAL	Dibrugarh	AGP	1	1	1 charge of murder.	Lost

## Party wise break up for MPs with pending criminal cases

A total of 2 MPs from Assam have pending criminal cases. 1 out of 7 MPs from INC and 1 out of 4 MPs from BJP have pending criminal cases. None of the MPs have seriously pending criminal cases

**Table: MPs with pending criminal cases- Party wise**

Party	Total Candidates analyzed	Total MPs	MPs with pending Criminal Cases	Percentage of MPs with pend- ing criminal cases
INC	13	7	1	14.%
BJP	7	4	1	25.%

# Analysis based on assets

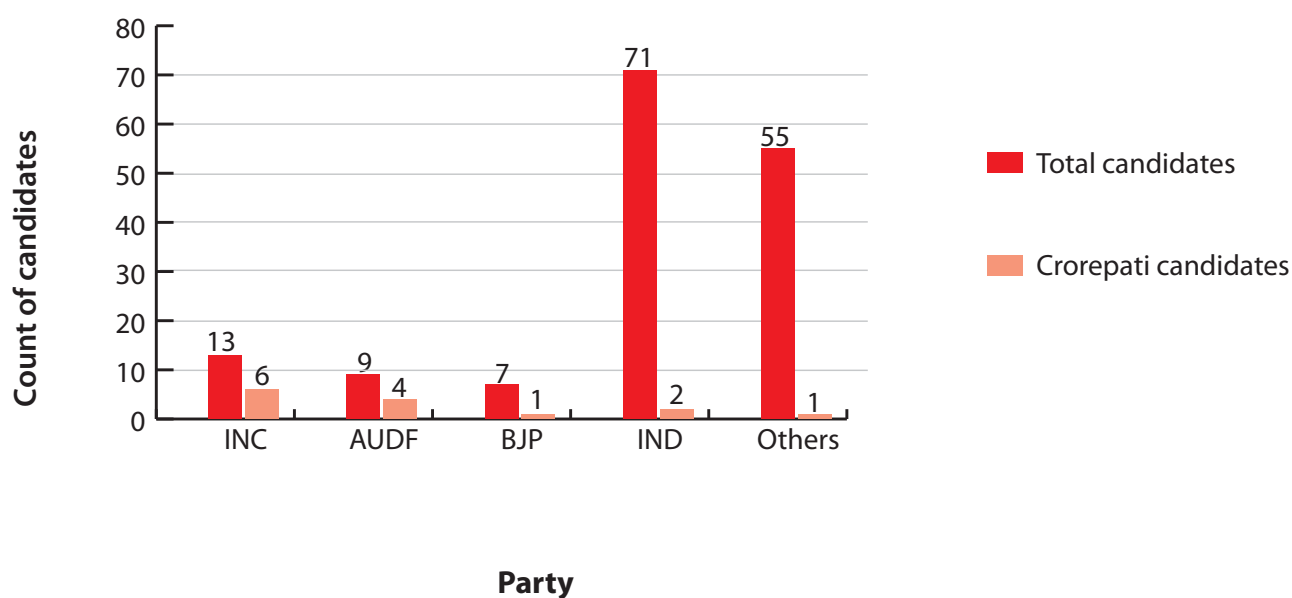
## Analysis based on assets – for candidates

Out of affidavits analyzed for 155 candidates who contested in Lok Sabha 2009 elections, 14 were crorepatis. 46% of candidates of INC were crorepatis and 44% of AUDF's candidates were crorepatis.

**Table: Crorepati candidates- Party wise break up**

Party	Total candidates analysed	Crorepati candidates	% of crorepati candidates
INC	13	6	46%
AUDF	9	4	44%
BJP	7	1	14%
IND	71	2	3%
Others	55	1	2%
Total	155	14	9%

**Figure: Crorepati candidates from major parties**



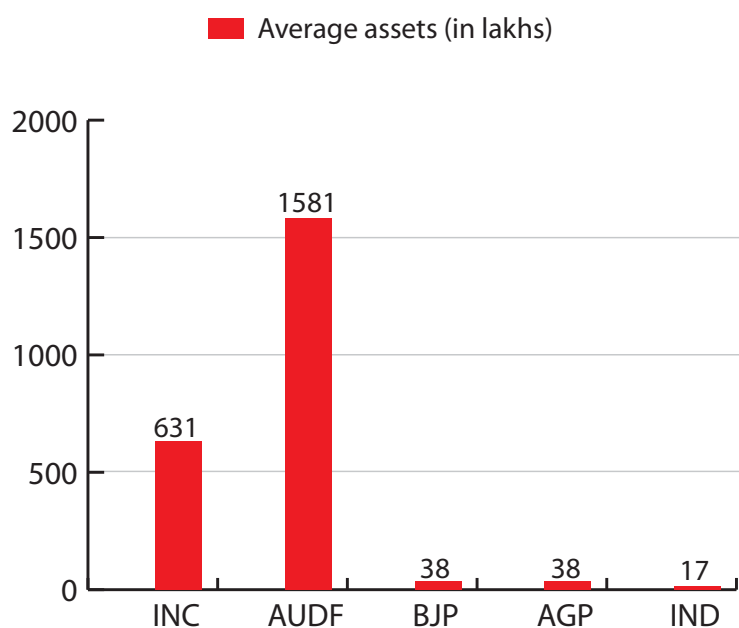
## Average assets for Candidates

Candidates of AUDF had average assets in excess of 15 crores and those of INC had assets in excess of 6 crores. Detailed list is given below.

**Table: Average assets for candidates Party wise**

Party	Average Assets	Candidate Count
INC	Rs 6,31,09,984 ~ 6 Cror+	13
AUDF	Rs 15,81,03,006 ~ 15 Cror+	9
BJP	Rs 38,40,832 ~ 38 Lacs+	7
AGP	Rs 38,99,538 ~ 38 Lacs+	6
IND	Rs 17,17,861 ~ 17 Lacs+	71
Others	Rs 17,01,531 ~ 17 lacs+	49

**Figure: Average assets (in lakhs) for candidates of major parties**





## Top 10 crorepati candidates

Given below is the list of top 10 crorepati candidates who contested Lok Sabha 2009 elections from Assam. 3 of these 10 candidates won.

**Table: Crorepati Candidates in Assam**

S No	Name	Constitu-ency	Party	Age	Movable Assets (Rs)	Immovable Assets (Rs)	Total Assets (Rs)	PAN Given	Won/ Lost
1	MONI KUMAR SUBBA	Tezpur	INC	51	53,71,62,873	4,15,95,423	57,87,58,296 57 Cror+	Y	Lost
2	SIRAJ UDDIN AJ-MAL	Kaliabor	AUDF	52	5,19,95,362	35,32,33,218	40,52,28,580 40 Cror+	Y	Lost
3	SIRAJ UDDIN AJ-MAL	Nowgong	AUDF	52	5,19,95,358	35,30,33,238	40,50,28,596 40 Cror+	Y	Lost
4	Badruddin Ajmal	Silchar	AUDF	54	3,21,26,706	27,15,40,393	30,36,67,099 30 Cror+	Y	Lost
5	BADRUDDIN AJ-MAL	Dhubri	AUDF	54	3,19,80,608	27,15,40,393	30,35,21,001 30 Cror+	Y	Won
6	Sontosh Mohan Dev	Silchar	INC	75	3,55,78,377	6,55,30,000	10,11,08,377 10 Cror+	Y	Lost
7	Nazrul Haque Mazarbhuiyan	Silchar	IND	55	37,64,000	5,03,00,000	5,40,64,000 5 Cror+	Y	Lost
8	RANEE NARAH	Lakhimpur	INC	45	1,80,27,840	3,59,48,450	5,39,76,290 5 Cror+	Y	Won
9	BIREN SINGH ENGTI	Autonomous District	INC	69	26,44,319	2,26,52,750	2,52,97,069 2 Cror+	Y	Won
10	SRI ROMEN CH. BORTHAKUR	Dibrugarh	NCP	48	64,78,553	1,12,37,000	1,77,15,553 1 Cror+	Y	Lost

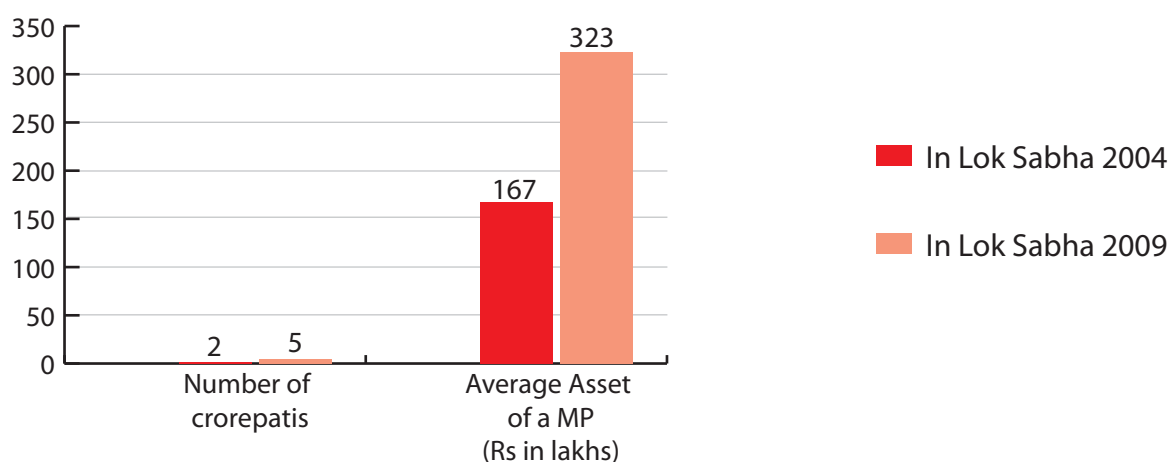
## Analysis based on assets- for MPs

Out of 14 MPs from Assam 5 are crorepatis as compared to 2 crorepatis in Lok Sabha 2004. There has been an increase of 150% in number of crorepati MPs from Lok Sabha 2004. The average asset of a MP in Lok Sabha 2004 was Rs 167 lakhs which rose to Rs 323 lakhs in 2009. Between Lok Sabha 2004 & Lok Sabha 2009 there has been an average asset increase of 93% for MPs.

**Table: Comparison Lok Sabha 2004 and 2009 based on assets**

	In Lok Sabha 2004	In Lok Sabha 2009	Increase	% Increase
Number of crorepatis	2	5	3	150%
Average Asset of a MP (Rs in lakhs)	167	323	156	93%

**Figure: Comparison Lok Sabha 2004 and Lok Sabha 2009 based on assets**



## **Chances of winning based on assets**

As can be seen from the table, the higher the assets the more are the chances of winning of a candidate. In the Lok Sabha 2009 elections, 25% of the candidates who declared assets more than 5 crore and above won and 35% of the candidates who declared assets in between 50 lakhs to 5 crore won. On the other hand there was just 1 MP out of 89 candidates who declared assets of less than 10 lakhs. The election results seemed to be highly influenced by the money power of the candidates

**Table: Chances of winning based on assets**

<b>value of assets</b>	<b>Number of candidates</b>	<b>Number of MPs</b>	<b>% of MPs</b>
Very high (5 cr and above)	8	2	25%
High (50 lakhs to 5 cr)	17	6	35%
Medium (50 lakhs to 10 lakhs)	41	5	12%
Low (less than 10 lakhs)	89	1	1%

## Crorepati MPs- Party wise break up

43% of INC MPs are crorepatis. Party wise details are provided below.

**Table: Crorepati MPs- Party wise break up**

Party	Total candidates analysed	Total crorepati candidates	Total MPs	Total crorepati MPs	% of crorepati MPs
INC	13	6	7	3	43%
AUDF	9	4	1	1	100%
BJP	7	1	4	1	25%
AGP	6	0	1	0	0%

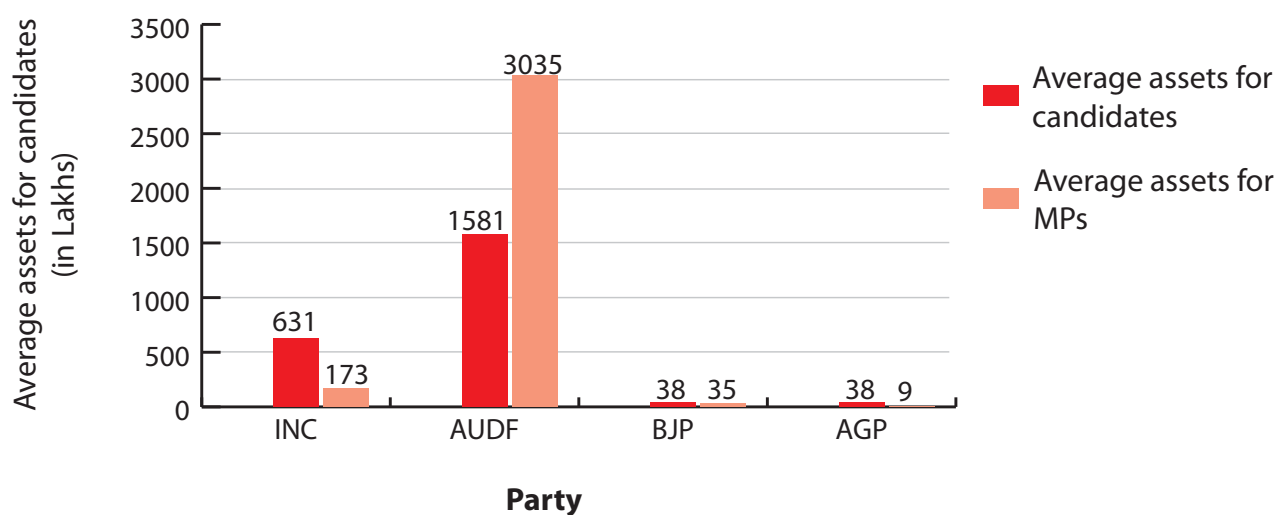
## Average assets per MP for major parties

Average asset for a MP from INC is in excess of Rs 1 crore. Average assets for candidates and MPs from major parties are given below.

**Table: Average assets for MPs**

Party	No of candidates analysed	Average assets for candidates	No of MPs	Average assets for MPs
INC	13	Rs 6,31,09,984 ~ 6 Cror+	7	Rs 1,73,74,333 ~ 1 Cror+
AUDF	9	Rs 15,81,03,006 ~ 15 Cror+	1	Rs 30,35,21,001 ~ 30 Cror+
BJP	7	Rs 38,40,832 ~ 38 Lacs+	4	Rs 55,84,850 ~ 55 Lacs+
AGP	6	Rs 38,99,538 ~ 38 Lacs+	1	Rs 9,36,292 ~ 9 Lacs+

**Figure: Comparison average assets for candidates & MPs in Lok Sabha 2009**



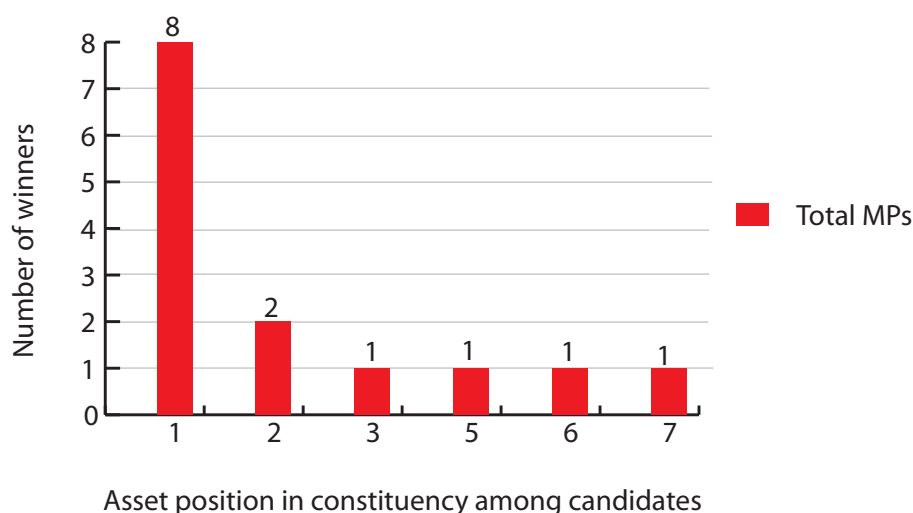
## **Asset position in constituency among candidates and chances of winning**

The following table gives an analysis of asset position in constituency among candidates (highest asset to lowest asset) and their chances of winning. From 8 or 57% constituencies, candidates with highest declared assets according to their own self sworn affidavits emerged as MPs. From 14% constituencies candidates with second highest declared assets won. The number of MPs kept decreasing according to their position based on assets in the constituency as per their self declared affidavits.

**Table: Position in constituency based on assets and MPs**

Position in constituency based on assets	Total MPs	% of MPs
1	8	57%
2	2	14%
3	1	7%
5	1	7%
6	1	7%
7	1	7%
Grand Total	14	100%

**Figure: Asset position in constituency among candidates and MPs**



## Details of top 5 MPs based on maximum assets

The table given below is a list of MPs with top 5 highest assets

S No	Name	Constituency	Party	Age	Movable As-sets (Rs)	Immovable Assets (Rs)	Total Assets (Rs)	PAN Given
1	BADRUDDIN AJMAL	Dhubri	AUDF	54	3,19,80,608	27,15,40,393	30,35,21,001 30 Cror+	Y
2	RANEE NARAH	Lakhimpur	INC	45	1,80,27,840	3,59,48,450	5,39,76,290 5 Cror+	Y
3	BIREN SINGH ENGTI	Autonomous District	INC	69	26,44,319	2,26,52,750	2,52,97,069 2 Cror+	Y
4	BIJOY KRISHNA HANDIQUE	Jorhat	INC	77	24,28,123	1,30,00,000	1,54,28,123 1 Cror+	Y
5	RAJEN GOHAIN	Nowgong	BJP	57	54,29,491	48,61,400	1,02,90,891 1 Cror+	Y

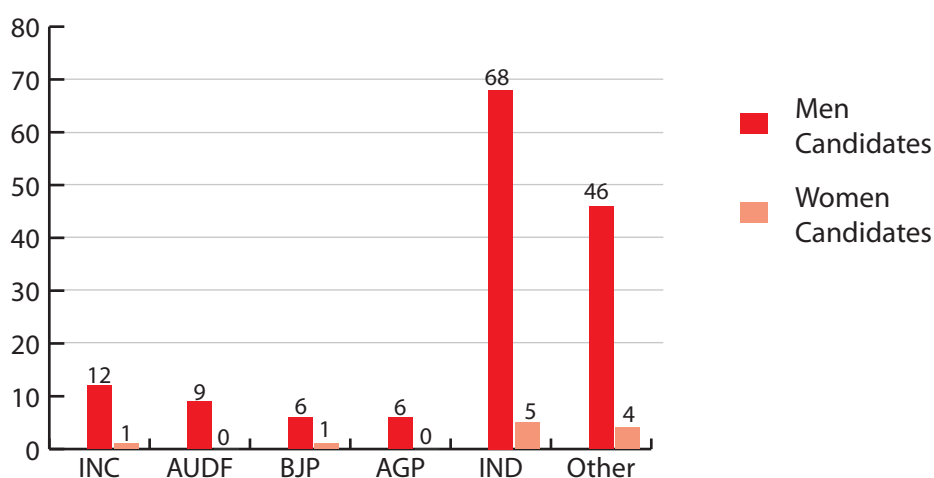
# Female representation in Lok Sabha 2009 elections

Out of 155 candidates, only 11 or 7% women contested Lok Sabha elections from Assam. Out of these 11 only 2 emerged as MPs. The party wise break up for female candidates and MPs vis a vis male candidates and MPs is as below-

**Table: Party wise female representation analysis**

	INC	AUDF	BJP	AGP	IND	Other parties	Total
<b>Women</b>							
Candidates	1	0	1	0	5	4	11
MPs	1	0	1	0	0	0	2
% Women candidates	8%	0%	14%	0%	7%	8%	7%
% Women MPs	14%	0%	25%	0%	0%	0%	14%
<b>Men</b>							
Candidates	12	9	6	6	68	46	147
MPs	6	1	3	1	0	1	12
% Men candidates	92%	100%	86%	100%	93%	92%	93%
% Men MPs	86%	100%	75%	100%	0%	100%	86%
<b>Total</b>							
Candidates	13	9	7	6	73	50	158
MPs	7	1	4	1	0	1	14

**Figure: Candidate distribution based on gender**





# Full Asset and pending criminal cases details

## Assets for all MPs from Assam in Lok Sabha 2009

Se- rial	Name	Constitu- ency	Party	Age	Total Assets (Rs)	Movable Assets (Rs)	Immovable Assets (Rs)	Liabilities	PAN Given
1	BIREN SINGH ENGTI	Autonomous District	INC	69	2,52,97,069 2 Cror+	26,44,319 26 Lacs+	2,26,52,750 2 Cror+	0	Y
2	ISMAIL HUS- SAIN	Barpeta	INC	55	99,31,726 99 Lacs+	16,71,726 16 Lacs+	82,60,000 82 Lacs+	0	Y
3	BADRUDDIN AJMAL	Dhubri	AUDF	54	30,35,21,001 30 Cror+	3,19,80,608 3 Cror+	27,15,40,393 27 Cror+	0	Y
4	SRI PABAN SINGH GHATOWAR	Dibrugarh	INC	60	98,04,014 98 Lacs+	70,60,214 70 Lacs+	27,43,800 27 Lacs+	0	Y
5	BIJOYA CHAKRA- VARTY	Gauhati	BJP	70	23,70,000 23 Lacs+	3,70,000 3 Lacs+	20,00,000 20 Lacs+	0	Y
6	BIJOY KRISH- NA HAND- IQUE	Jorhat	INC	77	1,54,28,123 1 Cror+	24,28,123 24 Lacs+	1,30,00,000 1 Cror+	0	Y
7	DIP GOGOI	Kaliabor	INC	57	25,39,058 25 Lacs+	7,90,011 7 Lacs+	17,49,047 17 Lacs+	0	Y
8	LALIT MOHAN SUKLABAIDYA	Karimganj	INC	68	46,44,051 46 Lacs+	22,44,051 22 Lacs+	24,00,000 24 Lacs+	0	Y
9	SANSUMA KHUNGUR BWISWMUTH- IARY	Kokrajhar	BPF	49	49,54,903 49 Lacs+	18,54,903 18 Lacs+	31,00,000 31 Lacs+	4,64,860 4 Lacs+	Y
10	RANEE NARAH	Lakhimpur	INC	45	5,39,76,290 5 Cror+	1,80,27,840 1 Cror+	3,59,48,450 3 Cror+	0	Y
11	RAMEN DEKA	Mangaldoi	BJP	55	75,79,967 75 Lacs+	19,09,967 19 Lacs+	56,70,000 56 Lacs+	900 9 Hund+	Y
12	RAJEN GO- HAIN	Nowgong	BJP	57	1,02,90,891 1 Cror+	54,29,491 54 Lacs+	48,61,400 48 Lacs+	7,40,165 7 Lacs+	Y
13	KABINDRA PURKAYAST- HA	Silchar	BJP	76	20,98,543 20 Lacs+	57,546 57 Thou+	20,40,997 20 Lacs+	81,279 81 Thou+	Y
14	JOSEPH TOPPO	Tezpur	AGP	60	9,36,292 9 Lacs+	3,06,292 3 Lacs+	6,30,000 6 Lacs+	5,35,000 5 Lacs+	Y

## Full details of pending criminal cases on MPs from Assam

S. No.	Name	State/ Dist	Constituency	Party	Age	Serious IPC Counts	No of Cases in which Ac-cused	No. of Cases in which Con-victed	Total
1	RAJEN GOHAIN	ASSAM	Nowgong	BJP	57	0	1	0	1
Cases (Accused)			IPC Section		Description				
1. IPC Sections - 500,501B,502B,34 , Other Details - CR 2982,08 SDJM Nogaon Date 15-11-2008			34		Acts done by several persons in furtherance of common intention				
			500		defamation				
Cases (Convicted) -----No Cases----									
S. No.	Name	State/ Dist	Constituency	Party	Age	Serious IPC Counts	No of Cases in which Ac-cused	No. of Cases in which Con-victed	Total
2	RANEE NARAH	ASSAM	Lakhimpur	INC	45	0	1	0	1
Cases (Accused)			IPC Section		Description				
1. IPC Sections - 147, 353, 427, 448 , Other Details -			147		rioting				
			353		Assault or criminal force to deter public servant from discharge of his duty				
			427		Mischief causing damage to the amount of fifty rupees				
Cases (Convicted) -----No Cases----			448		house-trespass				



# Bihar

## Lok Sabha 2009 Elections

# CONTENTS

Executive summary for candidates & MPs.....	300
Voting and winning trend.....	302
Analysis based on pending criminal cases.....	304
Pending criminal cases- analysis for candidates.....	304
Party wise break up for candidates with pending criminal cases .....	304
Serious crime distribution for candidates – Party wise.....	306
Party wise comparison of pending criminal cases on candidates- LS 2004 vs. LS 2009.....	309
Details for candidates based on pending criminal cases.....	310
Pending criminal cases- analysis for MPs .....	312
Party wise break up for MPs with pending criminal cases.....	313
MPs with pending criminal cases- LS 2004 vs. LS 2009-Party wise comparison .....	314
Party wise break up for MPs with serious pending criminal cases.....	314
List of MPs with most serious pending criminal cases .....	317
Analysis based on assets.....	318
Analysis based on assets – for candidates .....	318
Average assets for Candidates - party wise .....	319
Top 20 crorepati candidates.....	320
Analysis based on assets- for MPs.....	321
Chances of winning based on assets.....	322
Crorepati MPs- Party wise break up.....	322
Average assets per MP for major parties .....	323
Asset position in constituency among candidates and chances of winning.....	324
Details of Crorepati MPs.....	325
Female representation in Lok Sabha 2009 elections .....	326
Full Asset and pending criminal cases details.....	327
Assets for all MPs from Bihar in Lok Sabha 2009.....	327
Full details of pending criminal cases on MPs from Bihar .....	330

# **Bihar Election Watch\***

## **Lok Sabha elections 2009**

Lok Sabha 2009 elections were held in four phases in Bihar from April 16, 2009 to May 07, 2009. This chapter includes the analysis of voting trend, criminalization, money power, gender etc in these elections. Information provided by ECI and details from the affidavits filed by contesting candidates have been used for above analysis.

### **Growth of political parties**

In Lok Sabha 2004, 38 parties contested which rose to 68 parties in Lok Sabha 2009 elections. This reflects a rise of 79% in the number of parties from Lok Sabha 2004 elections to Lok Sabha 2009 elections.

### **Growth in number of candidates**

In Bihar total of 672 candidates contested Lok Sabha 2009 elections as compared to 462 candidates in Lok Sabha 2004 elections. This shows a growth of 45% in the number of candidates contesting in 2009.

\*This chapter would not have been possible without the efforts of several volunteers, groups and organizations from the state. ADR and NEW especially acknowledge with gratitude the efforts of Sh. Anjesh Kumar (State Coordinator, Bihar Election Watch), Sh. Ramjanam Thakur (Nidhi Institution Of Human Development & Social Change), Sh. Arvind Pandey (Democratic People's Organisation), Sh. Parbhu Nandan (Mithila Mandal Lok Vikas Sansthan), Sh. Arun Kumar Singh (DR.B.R.Ambedkar Harizan Klyan Parisad), Sh. Anjani kumar (Nirman), Md. Tarik (Janhit Kala Sansthan), Pro. Krishan Kumar (Jagjivan College, Arra), Eng. Deepak Kumar (Chandragupta Institute Of Management), Sh. Parveen Kumar((S.M), PACCS-II Programme, DFID), Sh. Rajesh Kumar Shahi (Harijan Mahila Evam Bal Vikas Sansthan), Sh.Abdhesh Kumar(Health Line), Dr. Vijay Kumar(ECOVIC), Sh. Rakesh Kumar Sinha (BREAD), Sh. Shanbhu Tibary (Patna Rights Collective), Sh. Ashok Kumar Singh (MEGA INTERNATIONAL), Sh. Suresh Kumar (Manav Seva Ashram), Sh. Ramkumar Singha (Shrishti International), Sh. Rajkishore Pd. Yadav (Daroga Parsad Ray Mahila Parshikshan Kendra), Smt. Nirmla Sinha (Harijan Mahila Shishu Kalyan Parisad), Sh.Harendra Singh (Vikas Bihar), Sh. Jitendra Kumar (Janta Karah Kalyan Smaj), Sh. Kaushlendr Kumar, Sh. Ramesh Kumar (Janseva Ahiyapur) (Bihar Gramin Jagurakata Abhiyan Samiti, Begusrai), Sh. Bipin Parkash Sharan (Vidya Kendra), Ms Anmola Kumari (Adhunik Adars Anmol Seva Sansthan), Sh. Krishna Kumar (Utthan Bharti), Sh. Ramsikandra Kumar (Kalyani Seva Sansthan), Sh. Kanchan Kumar (Chandramukhi), Sh. Parmod Kumar Singh (VSSSESS), Sh. Biresh Pd. Singh (Jan Seva Samiti), Ms Sabiha Naz (Mahila Sevak Samaj), Dr.Ram Parkash Singh (Gramin Vikas Evam Kalyan Samiti), Dr. Birendra Kumar (Shiksha Evam Sanskriti Vikas Samiti), Sh. Lal Mohan Roy (Samaga Manav Seva Samiti), Er. Satish Raj, Chauhan (Pahal), Sh. Sudhir Kumar Singh (Seva Bharti), Ms. Usha Singha (Gram Didee), Ms. Nutan Kumari (Jay Lakshami Mahila Vikas Kendra), Sh.Pankaj Kumar Singh (Harizan Adivasi Mahila Kalyan Samiti), Sh.Sanjay Kumar Singh (Aprajita), Sh.Kaushal Kishor Roy (Sarvpriya Khadhi Gramodhog Samiti), Sh.Motiur Rahman (Koshi Anchal Samagra Vikas), Sh. Ramchandra Pandit (Harijan Adivasi Shikshan Parshikshan Kalyan Sansthan).

This volume is dedicated to all who were part of the Election Watch.

# Executive summary for candidates and MPs

## Summary for candidates

- Affidavits of 646 candidates out of 672 contested in Lok Sabha 2009 elections from Bihar were analyzed by Bihar Election Watch (BEW).
- Out of these 646 candidates, 178 candidates or 28% declared pending criminal cases against them. BSP had 18 out of 38 (47.37%) candidates with pending criminal cases, INC had 17 out of 36 (47.22%) candidates with pending criminal cases, RJD had 14 out of 28 (50%) candidates with pending criminal cases, JD (U) had 12 out of 25 (48%) and LJP had 4 out of 12 (33.33%) candidates with pending criminal cases.
- Out of these 178 candidates with pending criminal cases, 118 had pending serious criminal cases like murder, attempt to murder, kidnapping, robbery, extortion etc. BSP, INC had 11 candidates each, RJD-10, JD (U) - 06 and LJP had 02 candidates with pending serious criminal cases.
- Candidates of major parties in Bihar- RJD, JD (U), LJP, INC and BJP were analyzed for 2004 Lok Sabha elections. Out of the 77 candidates of these five major political parties 29 (38%) had pending criminal cases against them. Comparing this to 2009 Lok Sabha elections, there were 116 candidates of these five main parties RJD, JD (U), LJP, INC & BJP and out of these 116 candidates 53 (46%) had pending criminal cases against them.
- There were 634 IPC cases of heinous nature on the candidates which included murder, attempt to murder, kidnapping, extortion, etc.
- There were total 33 red alert constituencies where 3 or more contesting candidates had pending criminal cases against them. Muzaffarpur had 10 candidates with pending criminal cases followed by Khagaria which had 9 candidates with pending criminal cases, Bhagalpur, Jahanabad and Munger had 8 candidates each with pending criminal cases.
- Out of 646 candidates 78 candidates i.e. 12% were crorepatis.
- A total of 5 candidates declared zero assets.
- A total of 84 candidates declared liabilities of 5 lakhs and above.
- Among major parties, the average asset per candidate for BJP was Rs. 4.71 crores, INC was Rs. 1.75 crores, RJD Rs.1.05 crores and JD(U) Rs.1.04 crores .
- Out of 646 candidates 410 i.e.63% of candidates (410 of 646) have not furnished PAN card details.
- Number of women candidates was just 46 (6.85%) as compared to 626 of men (93.14%).
- 46.74% candidates (302 of 646) were graduates & above.
- None of the parties managed to get votes anywhere near to 50%. The highest votes polled were approx 24% for JD (U) and it was about 11% of the total registered voters. BJP managed 14% of the votes and INC managed 10%.

## **Summary for MPs**

- Out of 40 MPs, 18 (45%) have pending criminal cases against them. Comparing this to Lok Sabha 2004, 15 MPs out of 40 (37.5%) had pending criminal cases against them.
- Out of these 18 MPs with pending criminal cases, there are pending serious criminal cases against 6 (15%) MPs. Contrasting this with 2004 Lok Sabha, 9 (22.50 %) MPs had serious pending criminal cases against them.
- Even though the number of MPs with pending criminal cases has increased from 15 in Lok Sabha 2004 to 18 in Lok Sabha 2009, the number of total criminal cases against MPs has decreased from 74 in Lok Sabha 2004 to 45 in Lok Sabha 2009. Similarly the number of total serious IPC sections against MPs has decreased from 103 in 2004 to 33 in 2009.
- The number of crorepati MPs has increased from 7 in Lok Sabha 2004 to 17 in current Lok Sabha.
- Among major parties, the average asset per MP for INC is Rs. 5.27 crores, BJP Rs 5.57 crores, RJD Rs. 1.36 crores, & JD (U) 1.02 crores each.
- Average asset of a MP from Bihar is Rs 2.69 crores.
- Out of 40 MPs, 4 have not declared their PAN details.
- Out of 46 women candidates, only 4 managed to win. Hence only 8.69% of MPs from Bihar in current Lok Sabha are women.



# Voting and winning trend

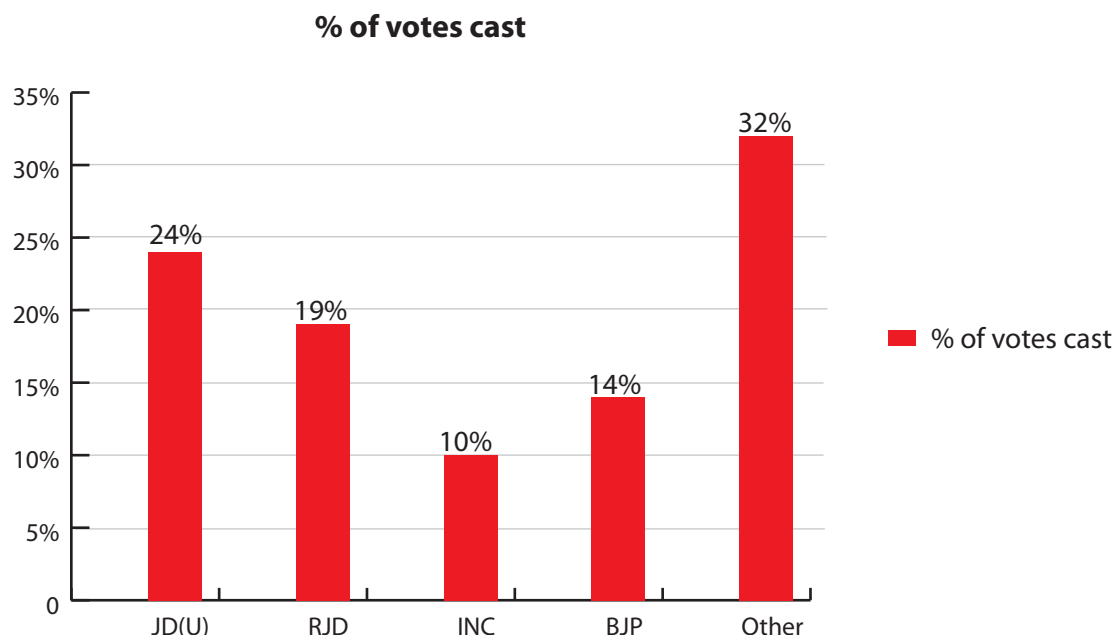
## Voting analysis

The % of votes polled for major parties in Bihar clearly shows that none of the parties got anywhere close to the 50% mark. JD(U) which emerged as a largest party in Bihar in 2009 elections after winning 20 out of 40 Lok Sabha seats managed to get only 24% of the votes cast and only 11% of the registered voters. RJD managed to get just 19% votes cast which is 9% of registered voters. The total electorate in Bihar was 54,491,790 and the total votes cast were 24,232,597.

**Table: % of votes cast**

Party	Total votes cast for the party	% of votes cast	% of total registered voters
Janta Dal (United) (JD(U))	58,25,874	24%	11%
Rashtriya Janta Dal (RJD)	46,78,880	19%	9%
Indian National Congress (INC)	24,87,008	10%	5%
Bharatiya Janata Party (BJP)	33,76,109	14%	6%
Others	78,64,726	32%	14%

**Figure: Per cent of votes cast in Bihar- party wise**



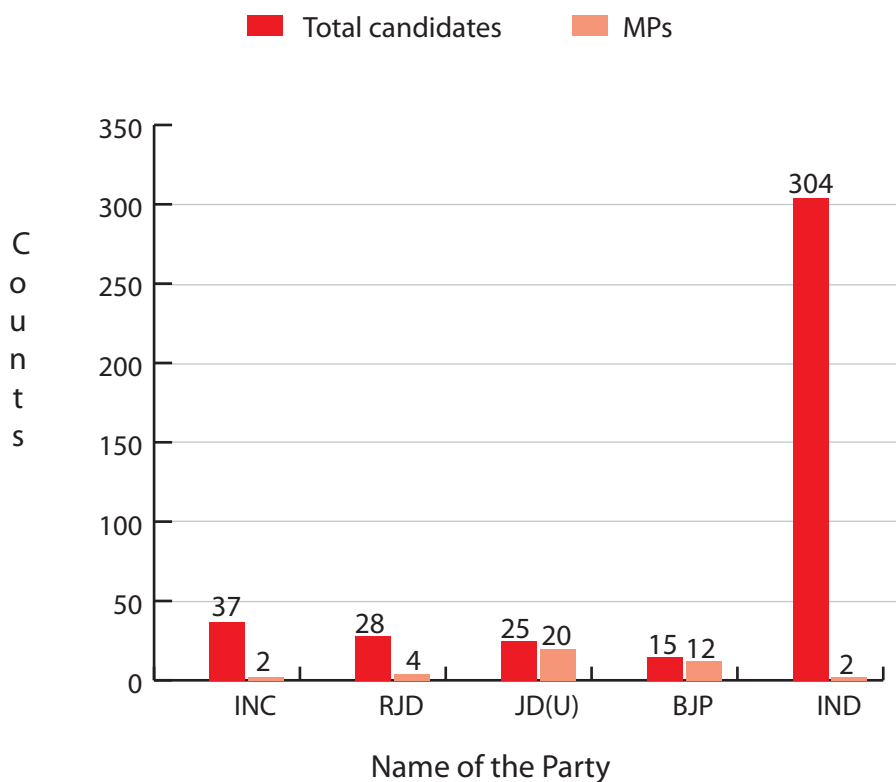
## Candidates vs MPs

Bihar has 40 parliamentary constituencies. Maximum numbers of MPs (20) are from JD (U) followed by 12 from BJP & RJD has 4 MPs. The breakup of MPs as compared to total candidates from the party are-

**Table: Candidates & MPs- Bihar**

Party	Total candidates	MPs
INC	37	2
RJD	28	4
JD(U)	25	20
BJP	15	12
IND	304	2

**Figure : Candidates vs MPs- party wise**



# Analysis based on pending criminal cases

## Pending criminal cases- analysis for candidates

A total of 646 affidavits out of 672 were analysed by BEW for Lok Sabha 2009 elections. Out of these 646 candidates, 178 (28%) candidates declared pending criminal cases against them. Out of these 178 candidates with pending criminal cases, 118 had pending serious criminal cases like murder, attempt to murder, kidnapping, robbery, extortion etc.

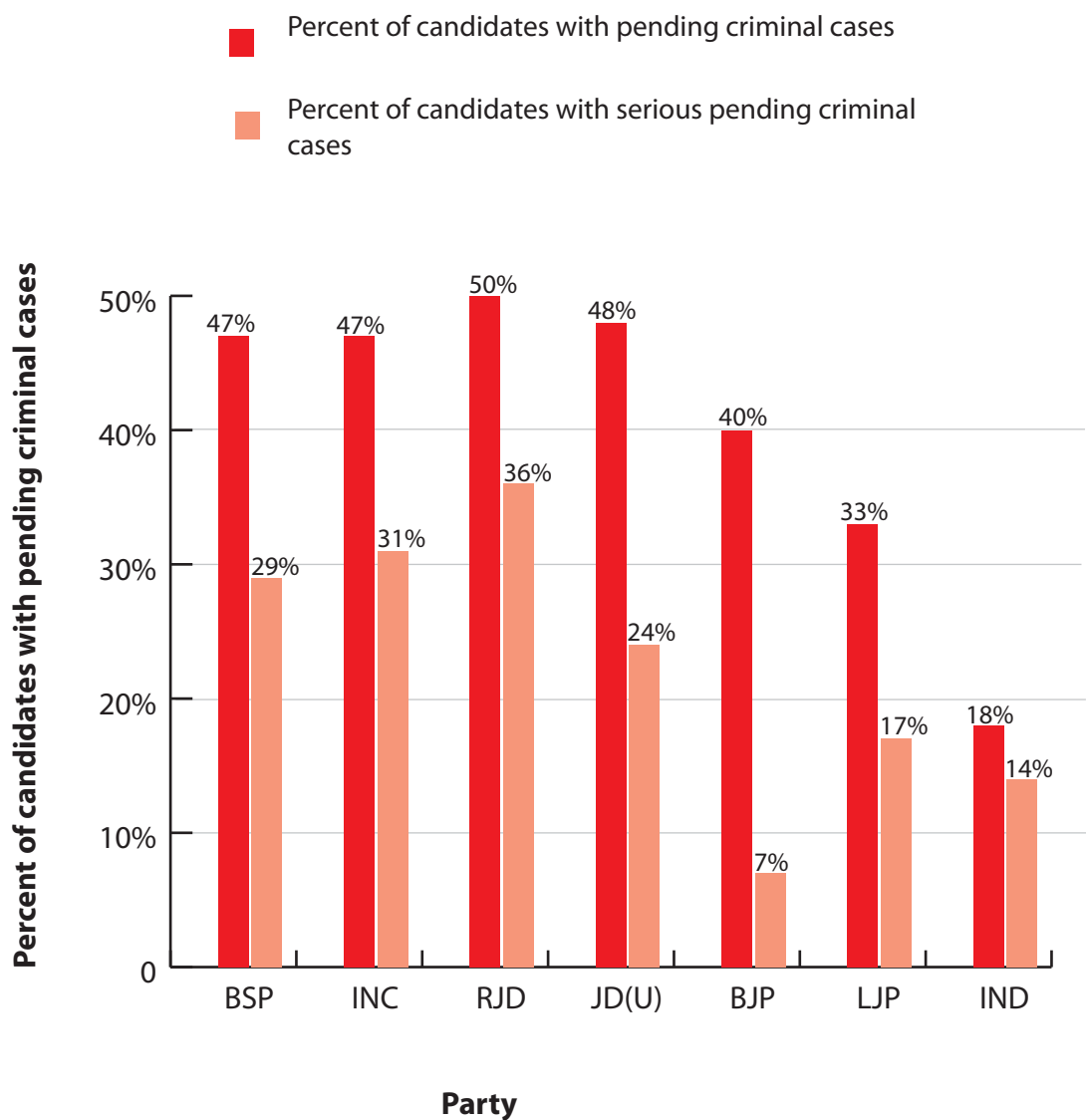
## Party wise break up for candidates with pending criminal cases

In Bihar, 178 candidates out of 646 in Lok Sabha 2009 elections had pending criminal cases against them. 118 out of 178 had serious criminal cases against them. 50% of candidates from RJD in Bihar had pending criminal cases followed by 48% from JD (U). Party wise details are given below.

**Table: Candidates with pending criminal cases and serious pending criminal cases- party wise break up**

Party	Total candidates analysed	Candidates with pending criminal cases	Percent of candidates with pending criminal cases	Number of candidates with pending serious criminal cases	Percent of candidates with pending serious criminal cases
BSP	38	18	47%	11	29%
INC	36	17	47%	11	31%
RJD	28	14	50%	10	36%
JD(U)	25	12	48%	6	24%
BJP	15	6	40%	1	7%
LJP	12	4	33%	2	17%
IND	291	53	18%	41	14%
Other parties	201	54	27%	36	18%
Total	646	178	28 %	118	18%

**Figure: Comparison of pending criminal cases and serious pending criminal cases for candidates of main parties from Bihar**



## Serious crimes distribution – for candidates - Party wise

The table below shows the breakup of serious IPC sections for candidates of major parties. Serious crimes have been distributed in categories of violent crimes, theft related crimes, and finance related crimes and other serious crimes.

**Table: Serious IPC section break up for candidates of major parties**

IPC/Party	IPC Description	JD(U)	BSP	INC	BJP	RJD	LJP	Total for major parties
<b><i>VIOLENT CRIMES</i></b>								
300 302 303 304 304A 304B 305 306	Murder & related	12	2	3	0	1	1	19
307 308	Attempt to murder	7	5	8	0	2	1	23
321 322 323 324 325 326	Voluntarily causing hurt by	7	7	3	0	0	1	18
339 340 341 342 343 344 345 346 347 348	Wrongful confinement for three or more days	1	0	0	0	1	0	2
359 360 361 362 363 363A 364 364A 365 366 366A 366B 367 368 369	kidnapping	5	1	5	0	3	0	14
<b>Total Violent Crimes</b>		<b>32</b>	<b>15</b>	<b>19</b>	<b>0</b>	<b>7</b>	<b>3</b>	<b>76</b>
<b><i>ROBBERY, EXTORTION, THEFT, CHEATING ETC</i></b>								
378 379 380 381 382	theft related	7	3	6	0	4	0	20
383 384 385 386 387 388 389	extortion	0	1	2	0	1	0	4
390 391 392 393 394	robbery related	0	0	1	0	0	0	1
395 396 397 398 399 400 401 402	dacoity related	0	0	0	0	0	0	0
411 412 414 415 417 418 419 420	Cheating and dishonesty , stolen property	10	14	2	0	17	1	44
<b>Total Theft related crimes</b>		<b>17</b>	<b>18</b>	<b>11</b>	<b>0</b>	<b>22</b>	<b>1</b>	<b>69</b>
<b><i>FINANCIAL FRAUD ETC</i></b>								
465 466 467 468 469 470 471	forgery	15	10	2	0	32	0	59
<b>Total Financial crimes</b>		<b>15</b>	<b>10</b>	<b>2</b>	<b>0</b>	<b>32</b>	<b>0</b>	<b>59</b>

<b>OTHER SERIOUS CRIME</b>								
171 C 171D 171F	undue influence or personation at an election	1	0	1	0	4	0	6
171G 171H	false statements/ Illegal payments in connection with an election	0	1	1	1	2	0	5
295	Injuring or defiling place of worship with intent to insult the religion of any class	0	1	0	0	0	0	1
<b>Total other serious crimes</b>		<b>1</b>	<b>2</b>	<b>2</b>	<b>1</b>	<b>6</b>	<b>0</b>	<b>12</b>
<b>Total for major parties</b>		<b>65</b>	<b>45</b>	<b>34</b>	<b>1</b>	<b>67</b>	<b>4</b>	<b>216</b>

**Figure: Serious IPC section break up for candidates of major parties**

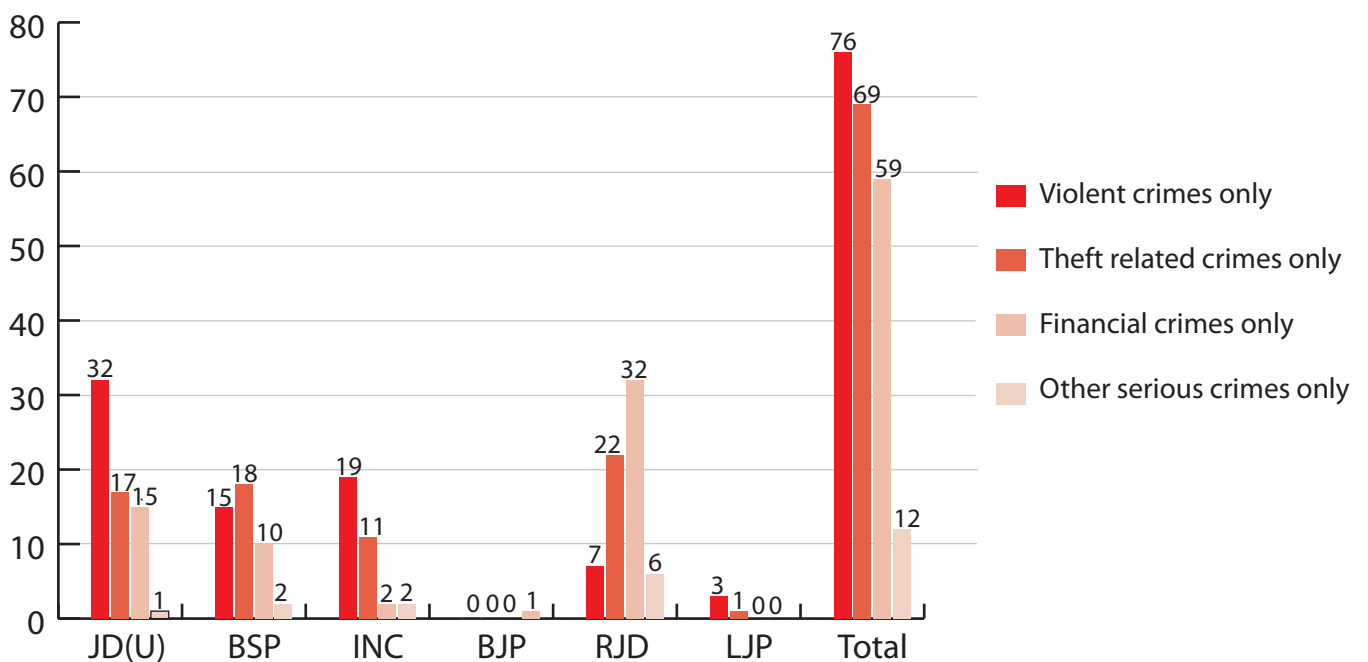
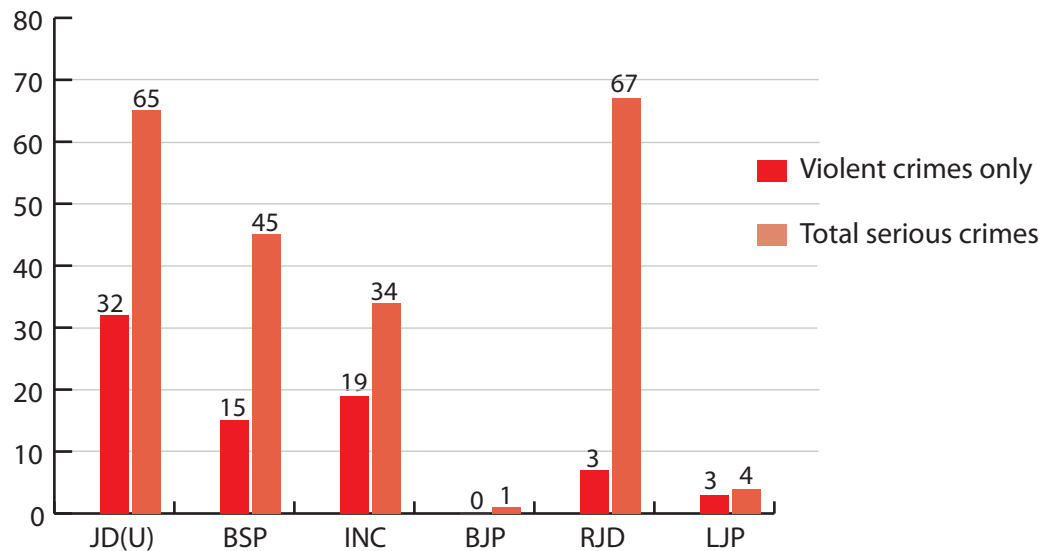


Figure: Comparison total serious crimes vs. total violent crimes (murder, kidnapping etc) - party wise



## Party wise comparison of pending criminal cases on candidates in Lok Sabha 2004 & Lok Sabha 2009

A comparison of candidates for 2009 & 2004 Lok Sabha elections from five major parties and with pending criminal cases shows that for all five major parties- JD (U), RJD, BSP INC & BJP the number of candidates with pending criminal cases has increased in 2009 elections as compared to 2004 elections. This can be seen from table below.

**Table: Comparison Lok Sabha 2004 vs. Lok Sabha 2009**

Party	Lok Sabha 2004			Lok Sabha 2009		
	Number of candidates analysed	candidates with pending criminal cases	% of candidates with pending criminal cases	Number of candidates analysed	candidates with pending criminal cases	% of candidates with pending criminal cases
BSP	39	8	21%	38	18	47%
INC	4	0	0%	36	17	47%
RJD	26	11	42%	28	14	50%
JD(U)	24	11	46%	25	12	48%
BJP	15	5	33%	15	6	40%



## Details for candidates based on pending criminal cases

The table below lists top 20 candidates with serious pending criminal cases. Most of them have been charged multiple times with murder, attempt to murder, kidnapping, dacoity etc. Dinesh Rathore from Araria had 58 counts of serious IPCs pending against him. Akhilesh Singh of Nawada had 31 cases of murder, attempt to murder & kidnapping etc pending against him. Out of these 20 candidates with most serious pending criminal cases, only 1 candidate won and rest 19 were rejected by the voters. The detailed list is given below.

S No	Name	Constituency	Party	Seri-ous IPC Counts	Total no. of cases	IPC counts related to violent crimes like murder, kidnapping, theft, extortion, dacoity & cheating etc	Won/ Lost
1	DINESH RATHOUR	Araria	IND	58	52	10 charges related to murder & 5 charges related to kidnapping, 13 related to dacoity and 7 charges related to robbery.	Lost
2	AKHILESH SINGH	Nawada	IND	31	26	14 charges related to murder & 1 charge related to kidnapping, 3 charges of extortion, 4 charges of cheating and 1 charge of dacoity.	Lost
3	RAM NANDAN YADAV	Khagaria	IND	30	20	13 charges related to murder & 9 charges related to kidnapping, 3 charges of theft & 1 charge of dacoity.	Lost
4	RAVINDAR KR. RANA	Khagaria	RJD	30	8	9 charges of cheating.	Lost
5	VIJAY KUMAR SHUKLA	Vaishali	JD(U)	28	25	15 charges related to murder & 2 charges related to kidnapping, 6 charges of theft & 1 of cheating.	Lost
6	JAGDIS SHARMA	Jahanabad	JD(U)	17	6	6 charges of cheating.	Won
7	ANIL MEHTA	Nawada	IND	16	12	2 charges related to murder & 1 charge related to kidnapping, 6 charges of cheating & 1 charge of extortion.	Lost
8	MD. AN-WARUL HAQUE	Sheohar	BSP	16	9	2 charges related to murder, 2 charges related to theft, 1 related to extortion & 3 related to cheating	Lost
9	MAHBOOB ALAM	Katihar	CPI (ML)(L)	16	9	7 charges related to murder, 3 charges of theft & 1 related to cheating.	Lost
10	NARENDRA KUMAR SINGH	Begusarai	IND	15	11	4 charges related to murder & 2 charges related to kidnapping, 1 charge of theft & 1 related to cheating.	Lost
11	SIKANDER SINGH	Kishanganj	IND	14	10	6 charges each of theft and extortion	Lost

S No	Name	Constituency	Party	Age	Seri-ous IPC Counts	IPC counts related to violent crimes like murder, kidnapping, theft, extortion, dacoity & cheating etc	Won/ Lost
12	AMAR NATH YADAV	Siwan	CPI (ML)(L)	14	7	7 charges related to murder & 1 charge related to kidnapping, 2 charges of theft.	Lost
13	SANJAY YADAV	Khagaria	IND	13	15	5 charges related to murder & 1 charge related to kidnapping, 5 charges related to theft.	Lost
14	SATYADEO RAM	Gopalganj	CPI (ML)(L)	13	4	5 charges related to murder & 1 charge related to kidnapping, 2 charges related to theft.	Lost
15	KAUSHAL YADAV	Nawada	IND	12	7	1 charge related to murder, 1 charge related to theft & 5 related to cheating.	Lost
16	BIRENDRA PRASAD GUPTA	Valmiki Nagar	CPI (ML)(L)	10	7	5 charges related to murder & 2 charges related to kidnapping, 1 charge related to theft.	Lost
17	MOHAM-MAD SHAMIM AKHTAR	Valmiki Nagar	INC	9	9	1 charge related to murder & 2 charges related to kidnapping, 2 charges of extortion and 1 each of theft & cheating.	Lost
18	TARKESH-WAR SINGH	Maharajganj	INC	9	7	5 charges related to murder & 2 charges related to kidnapping, 1 charge related to theft.	Lost
19	GULAB RAJ	Khagaria	IND	9	3	1 charge related to murder & 1 charge related to kidnapping, 2 charges of theft & 2 of cheating.	Lost
20	SYED MAH-MOOD ASHRAF	Kishanganj	JD(U)	8	3	3 charges of cheating.	Lost

## Pending criminal cases- analysis for MPs

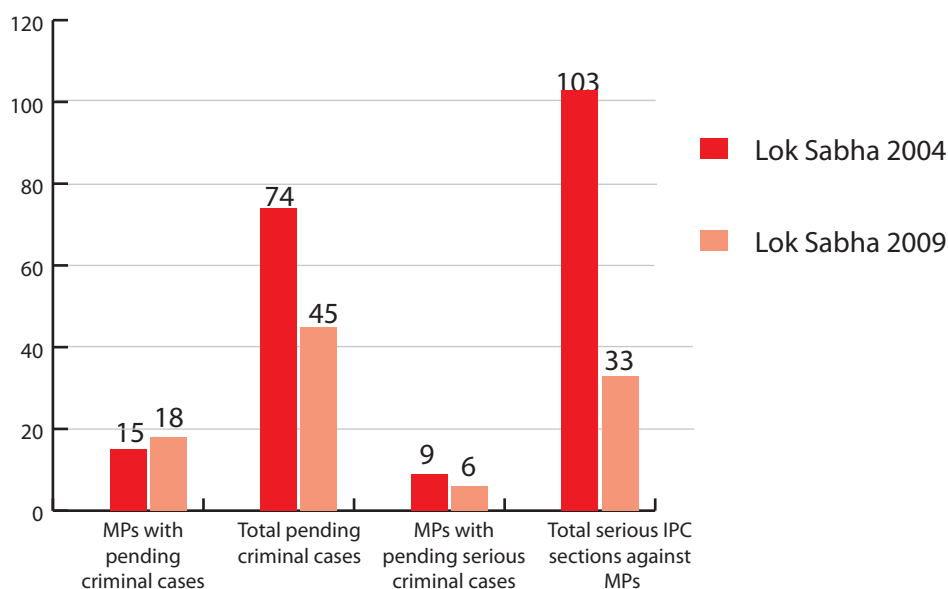
Out of 40 MPs from Bihar in Lok Sabha 2009, 18 MPs have pending criminal cases against them. Out of these 18 MPs there are pending serious criminal cases against 6 (15%) MPs. In Lok Sabha 2004, 9 or (22.50 %) MPs had serious pending criminal cases.

Given in the table is a comparative analysis for MPs with pending criminal cases elected from Bihar. The presence of MPs with pending criminal cases from Bihar in Lok Sabha has increased by 20%. However the number of total pending criminal cases has decreased by almost 39%. This means that there were an average of 4.9 cases per tainted MP in Lok Sabha 2004 compared to 2.5 cases per tainted MP in Lok Sabha 2009.

**Table: Comparison Lok sabha 2004 & Lok Sabha 2009 MPs with pending criminal cases**

	Lok Sabha 2004	Lok Sabha 2009	In-crease	% increase
Number of MPs with pending criminal cases	15	18	3	20%
Total Pending criminal cases	74	45	-29	-39%
Number of MPs with pending serious criminal cases	9	6	-3	-33%
Total Serious IPC sections against MPs	103	33	-70	-68%

**Figure: Comparison Lok Sabha 2004 & Lok Sabha 2009- MPs with pending criminal cases**



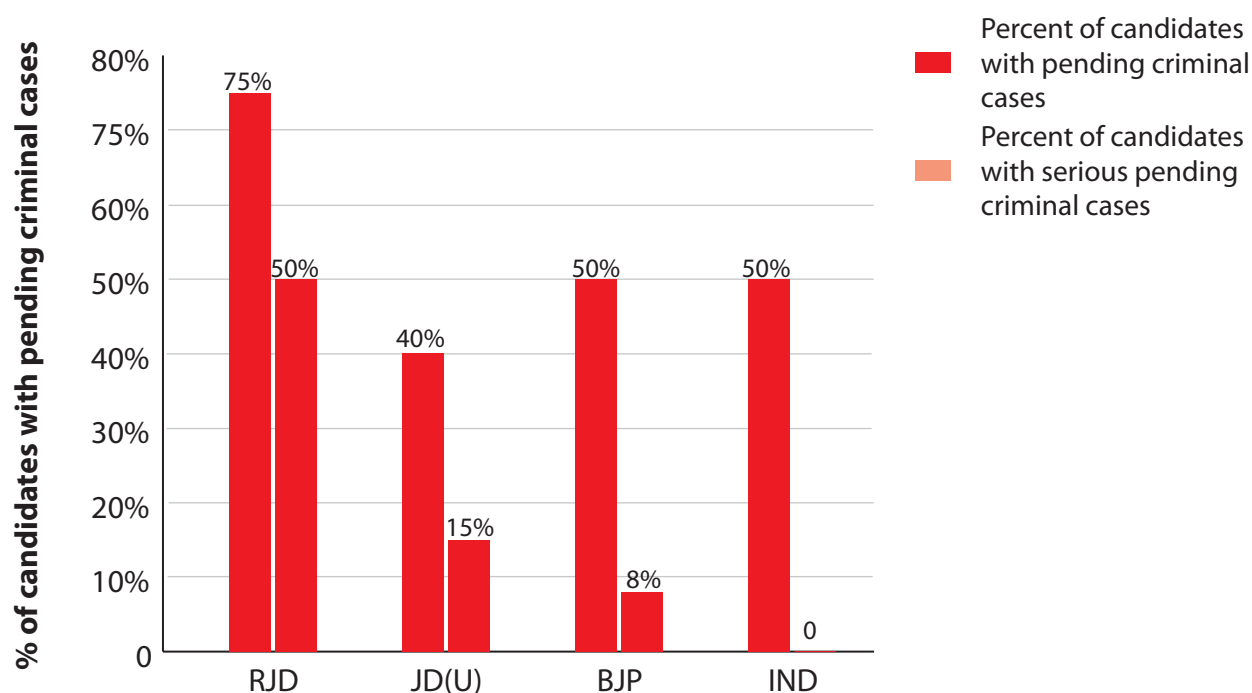
## Party wise break up for MPs with pending criminal cases

Out of total 18 MPs with pending criminal cases 8 are from JD (U), 6 of BJP, 3 of RJD and 1 IND. The comparison between total candidates and MPs is given below.

**Table : MPs with pending criminal cases- party wise**

Party	Total candidates analysed	Total MPs	MPs with pending criminal cases	% of MPs with pending criminal cases	MPs with pending serious criminal cases	% of MPs with pending serious criminal cases
RJD	28	4	3	75%	2	50%
JD(U)	25	20	8	40%	3	15%
BJP	15	12	6	50%	1	8%
IND	291	2	1	50%	0	0%

**Figure: Percent MPs with pending criminal cases- party wise**



## Party wise comparison of pending criminal cases on MPs in Lok Sabha 2004 & Lok Sabha 2009

In the table given below party wise comparison for MPs with pending criminal cases for major parties has been given.

**Table: Comparison Lok Sabha 2004 vs. Lok Sabha 2009- MPs with pending criminal cases- party wise**

Party	Lok Sabha 2004			Lok Sabha 2009		
	Number of MPs	Number of MPs with Pending criminal cases	% of MPs with pending criminal cases	Number of MPs	Number of MPs with Pending criminal cases	% of MPs with pending criminal cases
JD(U)	6	1	17%	20	8	40%
BJP	5	3	60%	12	6	50%
RJD	22	10	45%	4	3	75%
INC	3	0	0%	2	0	0%

## Party wise break up for MPs with serious pending criminal cases

There are several cases of violent crimes like murder, attempt to murder, theft, extortion, robbery etc pending against MPs from Bihar. The table below gives summary of all serious violent offences related to murder, kidnapping, extortion, theft, robbery and dacoity. All serious IPC's have been clubbed under four heads namely- violent crimes; robbery, extortion, theft etc; financial frauds and other serious crimes. As can be seen MPs of JD(U) have 23 pending serious criminal IPC counts against them as compared to 9 of RJD and 1 of BJP.

**Table: Serious IPC section break up for candidates of major parties**

IPC/Party	IPC Description	JD(U)	BJP	RJD	Total for major parties
<b>VIOLENT CRIMES</b>					
300 302 303 304 304A 304B 305 306	Murder & related	0	0	1	1
307 308	Attempt to murder	1	0	0	1
321 322 323 324 325 326	Voluntarily causing hurt by dangerous weapons or means	2	0	0	2
339 340 341 342 343 344 345 346 347 348	Wrongful confinement for three or more days	1	0	0	1
359 360 361 362 363 363A 364 364A 365 366 366A 366B 367 368 369	kidnapping	1	0	1	2
<b>Total Violent Crimes</b>		<b>5</b>	<b>0</b>	<b>2</b>	<b>7</b>

IPC/Party	IPC Description	BSP	INC	RLD	Total
<b>ROBBERY, EXTORTION, THEFT, CHEATING ETC</b>					
378 379 380 381 382	theft related	1	0	1	2
411 412 414 415 417 418 419 420	Cheating and dishonesty , stolen property	6	0	2	8
<b>Total Theft related crimes</b>		<b>7</b>	<b>0</b>	<b>3</b>	<b>10</b>
<b>FINANCIAL FRAUD ETC</b>					
465 466 467 468 469 470 471	forgery	11	0	3	14
<b>Total Financial crimes</b>		<b>11</b>	<b>0</b>	<b>3</b>	<b>14</b>
<b>OTHER SERIOUS CRIMES</b>					
171 C 171D 171F	undue influence or personation at an election	0	0	1	1
171G 171H	false statements/ Illegal payments in connection with an election	0	1	0	1
<b>Total Other Serious crimes</b>		<b>0</b>	<b>1</b>	<b>1</b>	<b>2</b>
<b>Total for all serious crimes</b>		<b>23</b>	<b>1</b>	<b>9</b>	<b>33</b>

The graph given below shows that comparing 2004 and 2009 Lok Sabha it is clearly visible that there has been a reduction in violent crimes, crimes related to robbery, extortion and theft and financial frauds. Overall, the number of total serious crimes has reduced from 103 in Lok Sabha 2004 to 33 in Lok Sabha 2009.

**Figure: Comparison Lok Sabha 04 Vs 09: types of violent crimes**

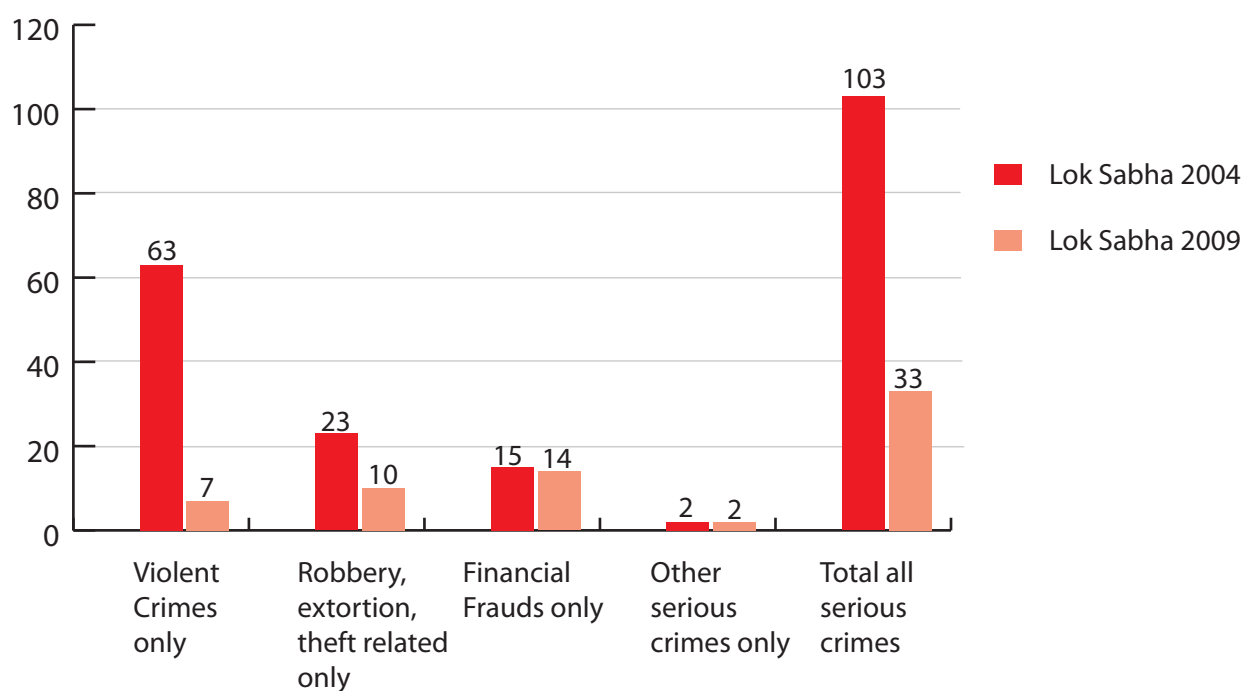
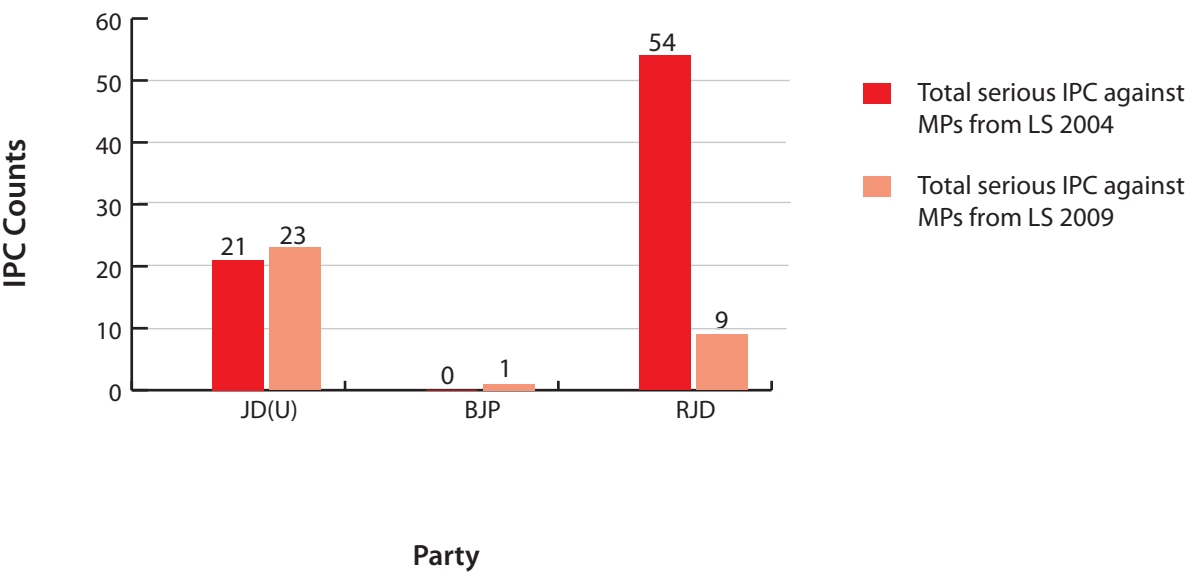


Figure: Party wise comparison of MPs and serious IPC counts for Lok Sabha 2004 & Lok Sabha 2009



## List of MPs with most serious pending criminal cases

Given below is a list of MPs from Bihar who have most serious pending criminal cases against them. Jagdis Sharma of JD (U) have 17 serious IPCs on him, Lalu Prasad (RJD) has 5 cases related to cheating and forgery whereas Purnamasi Ram of JD (U) from Gopalganj and Umashanker Singh of RJD from Maharajganj besides other IPCs also booked under IPCs 307 and 302.

S No	Candidate	Party	Constituency	Cases Total	Seri-ous IPC Counts	Occurrence of serious IPC counts
1	JAGDIS SHARMA	JD(U)	Jahanabad	6	17	17 IPC counts of Cheating, Forgery
2	LALU PRASAD	RJD	Saran	7	5	5 IPC counts of Forgery, Cheating
3	PURNAMASI RAM	JD(U)	Gopalganj	1	4	3 IPC counts of kidnapping, causing grievous hurt and wrongful confinement.
4	UMA SHANKER SINGH	RJD	Maharajganj	1	4	3 IPC counts of theft, kidnapping and personation.
5	SUSHIL KUMAR SINGH	JD(U)	Aurangabad	4	2	2 IPC counts of theft and causing grievous hurt.
6	KIRTI AZAD	BJP	Darbanga	3	1	1 IPC counts of illegal pay-ments.



# Analysis based on assets

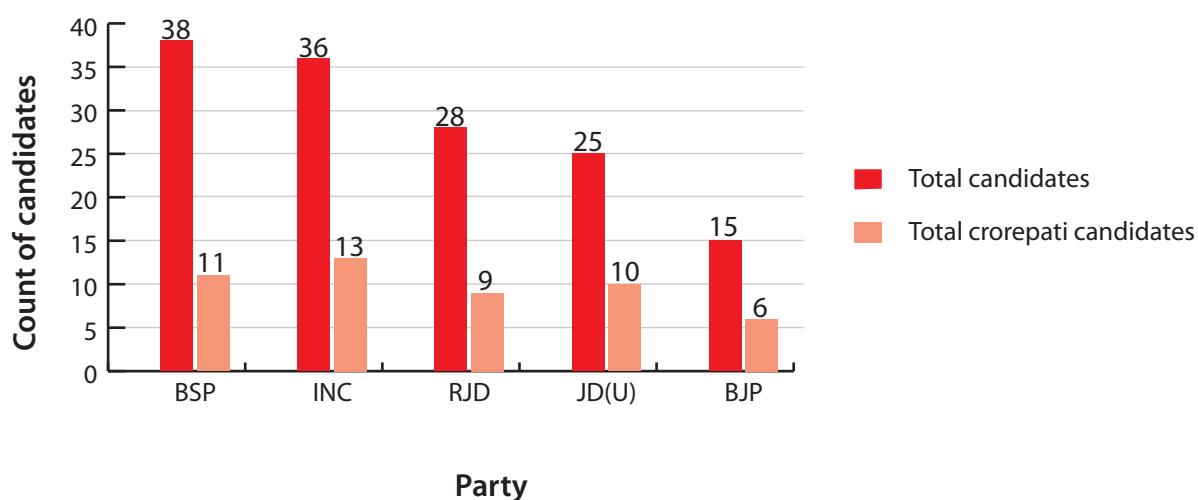
## Analysis based on assets – for candidates

Out of 646 candidates analysed for Lok Sabha 2009, 78 (12.07%) were crorepatis. 40% candidates of BJP and JD (U) were crorepatis.

**Table: Crorepati candidates- party wise break up**

Party	Total candidates analysed	Crorepati candidates	% of crorepati candidates
BSP	38	11	29%
INC	36	13	36%
RJD	28	9	32%
JD(U)	25	10	40%
BJP	15	6	40%
IND	291	15	5%
Other parties	213	14	7%
Total	646	78	12%

**Figure: Crorepati candidates from major parties**



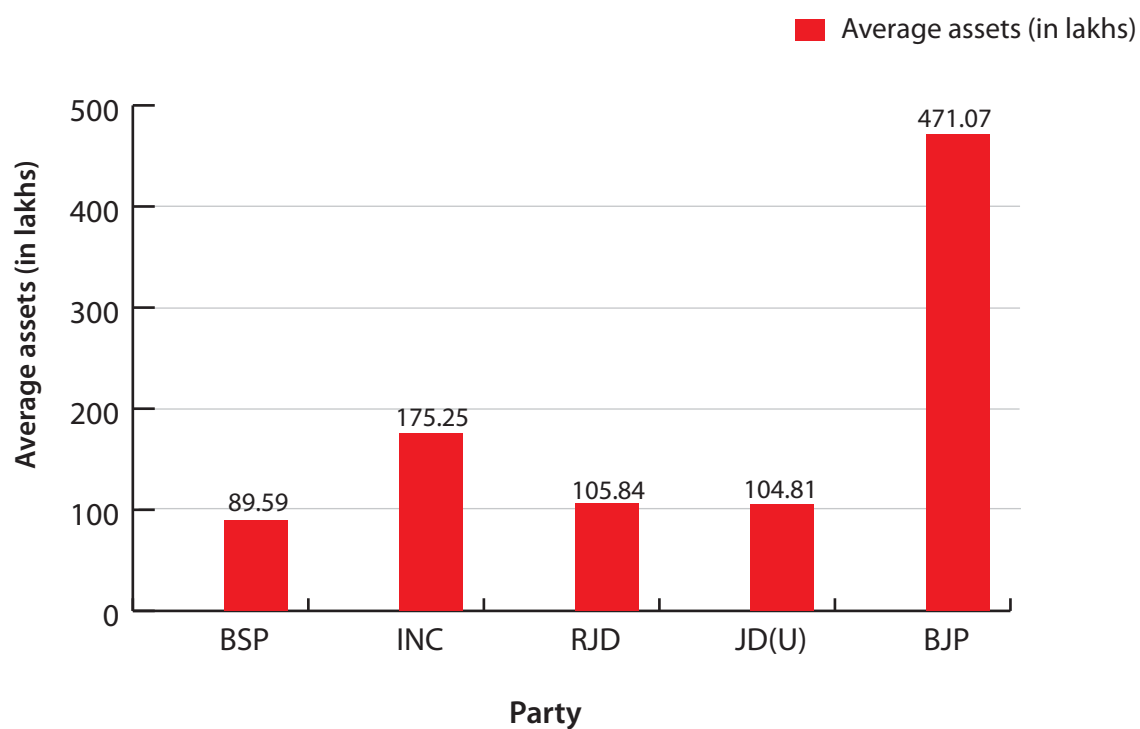
## Average assets for Candidates - Party wise

For candidates of BJP average assets were approx 4 crores. These were more than 1.75 crores for INC and 1 crore for RJD and JD (U). Detailed list is given below.

**Table: Average assets for candidates party wise**

Party	Average Assets	Candidate Count
BSP	Rs 89,59,798 ~ 89 Lacs+	38
INC	Rs 1,75,28,853 ~ 1 Cror+	36
RJD	Rs 1,05,84,417 ~ 1 Cror+	28
JD(U)	Rs 1,04,98,257 ~ 1 Cror+	25
BJP	Rs 4,71,07,648 ~ 4 Cror+	15
IND	Rs 29,75,904 ~ 29 Lacs+	291
Other parties	Rs 29,55,276 ~ 29 Lacs+	213

**Figure : Average assets for candidates party wise**



## Top 20 crorepati candidates

Given below is the list of top 20 crorepati candidates who contested Lok Sabha 2009 elections from Bihar.

S No	Name	Constitu- ency	Party	Movable As- sets (Rs)	Immovable As- sets (Rs)	Total Assets (Rs)	PAN Given	Won/ Lost
1	UDAY SINGH ALIAS PAPPU SINGH	Purnia	BJP	9,00,27,669	32,90,03,000	41,90,30,669 41 Cror+	Y	Lost
2	SHA- TRUGHAN SINHA	Patna Sahib	BJP	8,08,81,702	6,91,52,274	15,00,33,976 15 Cror+	Y	Lost
3	ARVIND KR. GUPTA	Purvi Cham- paran	INC	23,35,785	14,19,00,000	14,42,35,785 14 Cror+	Y	Won
4	UMA SHAN- KAR BHAGAT	Munger	IND	9,80,76,777	3,70,23,883	13,51,00,660 13 Cror+	Y	Lost
5	MEIRA KU- MAR	Sasaram	INC	1,11,45,500	9,04,20,000	10,15,65,500 10 Cror+	Y	Won
6	GEORGE FERNANDES	Muzaffarpur	IND	7,04,39,798	2,50,00,000	9,54,39,798 9 Cror+	Y	Won
7	SHANKAR JHA	Purnia	LJP	6,17,55,735	1,50,83,000	7,68,38,735 7 Cror+	Y	Lost
8	VINITA VIJAY	Muzaffarpur	INC	3,08,85,880	3,88,52,230	6,97,38,110 6 Cror+	Y	Lost
9	AJIT SHARMA	Bhagalpur	BSP	2,59,30,059	3,64,56,277	6,23,86,336 6 Cror+	Y	Lost
10	NIKHIL KUMAR	Aurangabad	INC	2,69,03,239	2,26,22,000	4,95,25,239 4 Cror+	Y	Lost
11	VIJAY SINGH YADAV	Pataliputra	INC	3,44,336	4,52,00,000	4,55,44,336 4 Cror+	Y	Won
12	DEVENDRA RAKESH	Muzaffarpur	BJKVP	1,30,000	4,37,00,000	4,38,30,000 4 Cror+	N	Lost
13	MEENA SINGH	Arrah	JD(U)	2,26,23,000	1,98,13,500	4,24,36,500 4 Cror+	Y	Lost
14	DIGVIJAY SINGH	Banka	IND	54,45,000	3,66,19,000	4,20,64,000 4 Cror+	Y	Lost
15	DHRUVA KUMAR GUPTA	Madhepura	IND	2,00,600	4,00,00,000	4,02,00,600 4 Cror+	N	Lost
16	AHMAD ASHFAQUE KARIM	Katihar	LJP	66,35,000	2,70,98,000	3,37,33,000 3 Cror+	Y	Lost
17	AKHILESH PD. SINGH	Purvi Cham- paran	RJD	1,23,96,000	2,10,68,000	3,34,64,000 3 Cror+	N	Lost
18	LALU PRAS- AD	Saran	RJD	68,72,693	2,48,30,000	3,17,02,693 3 Cror+	Y	Lost

S No	Name	Constituency	Party	Movable Assets (Rs)	Immovable Assets (Rs)	Total Assets (Rs)	PAN Given	Won/Lost
19	LALU P PRASAD	Pataliputra	RJD	78,00,746	2,37,26,000	3,15,26,746 3 Cror+	Y	Won
20	SHYAM LAL SINGH	Buxar	BSP	34,22,965	2,77,50,000	3,11,72,965 3 Cror+	Y	Lost

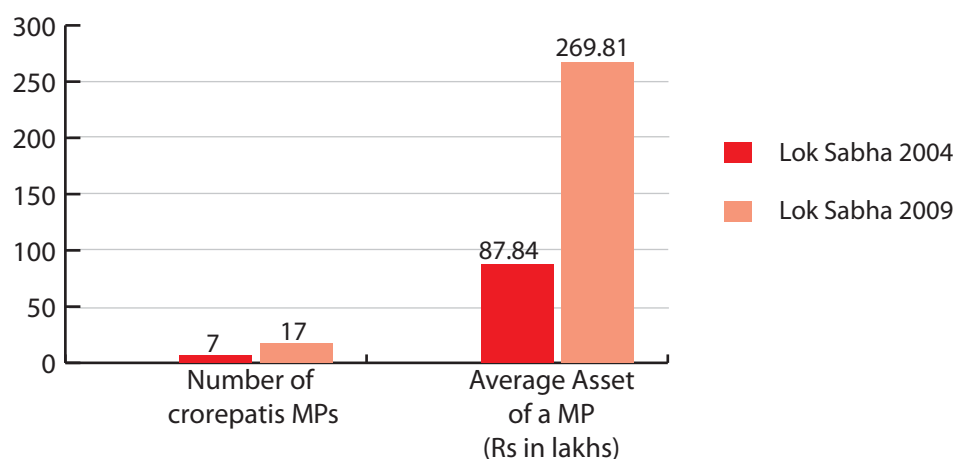
## Analysis based on assets- for MPs

Out of 40 MPs in Lok Sabha 2009 from Bihar 17 are crorepatis. In 2004 there were 7 crorepati MPs from Bihar. This shows an increase of 143% in the number of crorepati MPs in 2009 Lok Sabha from 2004 Lok Sabha. The average asset of a MP in 2004 Lok Sabha was Rs 87 Lac (approx) which rose to Rs 2.70 cr in 2009. Between 2004 & 2009 there has been an average asset increase of 210% for MPs.

**Table: Comparison Lok Sabha 2004 vs 2009 based on assets**

	In Lok Sabha 2004	In Lok Sabha 2009	Increase	% Increase
Number of crorepati MPs	7	17	10	143%
Average Asset of a MP( In Lakhs)	87.14	269.81	182.67	210%

**Figure: Comparison Lok Sabha 2004 and Lok Sabha 2009 based on assets**



## **Chances of winning based on assets**

As can be seen from the table, the higher the assets the more are the chances of winning of a candidate. In the 2009 Lok Sabha elections, 33% of the candidates who declared assets more than 5 crore and above won. On the other hand less than 1% of candidates with assets less than 10 lakh won. The election results seemed to be highly influenced by the money power of the candidates

**Table: Chances of winning based on assets**

Value of assets	No of candidates	No of MPs	% of MPs
Very high (5 cr and above)	9	3	33%
High (50 lakhs to 5 cr)	146	26	18%
Medium (50 lakhs to 10 lakhs)	160	10	6%
Low (less than 10 lakhs)	331	1	0.3%

## **Crorepati MPs- Party wise**

50% MPs of both INC and RJD in Bihar are crorepati where as the corresponding figure for BJP and JD (U) is 41.66% and 40%.

**Table: Crorepati MP- party wise break up**

Party	Total Candidates analysed	Total crorepati candidates	Total MPs	Total crorepati MPs	% of crorepati MPs
INC	36	13	2	1	50%
RJD	28	9	4	2	50%
JD(U)	25	10	20	8	40%
BJP	15	6	12	5	42%
IND	291	15	2	1	50%

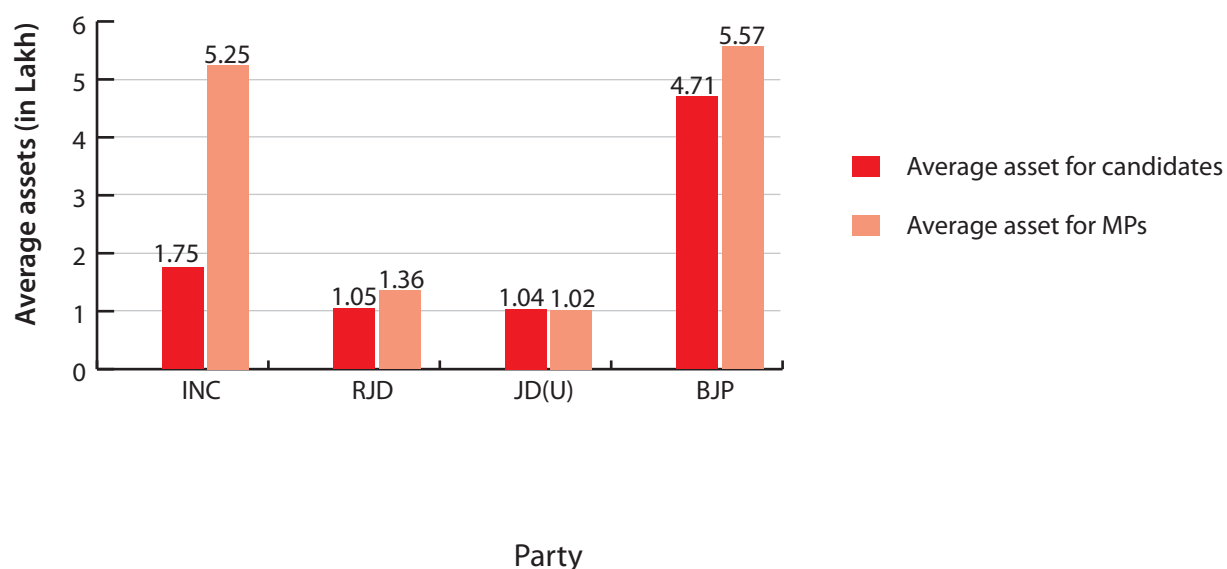
## Average assets per MP for major parties

Average asset for a MP from BJP is Rs 5.57 crores, for INC it is Rs 5.27 crores and for RJD and JD (U) it is approx Rs 1 crore.

**Table: Average assets for MPs**

Party	No of candidates analysed	Average assets for candidates	No of MPs	Average assets for MPs
INC	36	Rs 1,75,28,853 ~ 1 Cror+	2	Rs 5,27,81,180 ~ 5 Cror+
RJD	28	Rs 1,05,84,417 ~ 1 Cror+	4	Rs 1,36,58,005 ~ 1 Cror+
JD(U)	25	Rs 1,04,98,257 ~ 1 Cror+	20	Rs 1,02,28,017 ~ 1 Cror+
BJP	15	Rs 4,71,07,648 ~ 4 Cror+	12	Rs 5,57,83,585 ~ 5 Cror+

**Figure: Comparison average assets for candidates & MPs in Lok Sabha 2009**



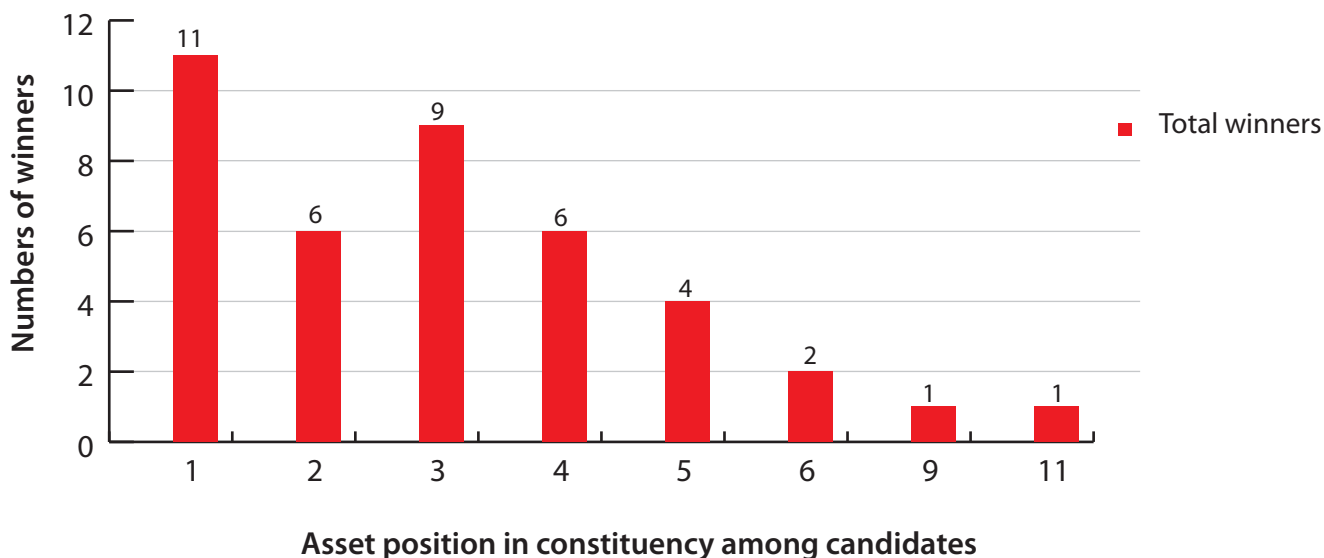
## Asset position in constituency among candidates and chances of winning

The following table gives an analysis of asset position in constituency among candidates (highest asset to lowest asset) and their chances of winning. From 27.5% constituencies, candidates with highest declared assets according to their own self sworn affidavits emerged as MPs. From 15% constituencies candidates with second highest declared assets won. The number of MPs kept decreasing according to their position based on assets in the constituency as per their self declared affidavits.

**Table: Position in constituency based on assets and MPs**

Position in constituency based on assets	Total MPs	% of MPs
1	11	27.5%
2	6	15%
3	9	22.5%
4	6	15%
5	4	10%
6	2	5%
9	1	2.5%
11	1	2.5%

**Figure: Asset position in constituency among candidates and MPs**



## Details of crorepati MPs

The table given below is a list of crorepati MPs from Bihar

S No	Name	Constituency	Party	Movable Assets (Rs)	Immovable Assets (Rs)	Total As-sets (Rs)	PAN Given
1	UDAY SINGH ALIAS PAPPU SINGH	Purnia	BJP	9,00,27,669	32,90,03,000	41,90,30,669 41 Cror+	Y
2	SHATRUGHAN SINHA	Patna Sahib	BJP	8,08,81,702	6,91,52,274	15,00,33,976 15 Cror+	Y
3	MEIRA KUMAR	Sasaram	INC	1,11,45,500	9,04,20,000	10,15,65,500 10 Cror+	Y
4	MEENA SINGH	Arrah	JD(U)	2,26,23,000	1,98,13,500	4,24,36,500 4 Cror+	Y
5	DIGVIJAY SINGH	Banka	IND	54,45,000	3,66,19,000	4,20,64,000 4 Cror+	Y
6	LALU PRASAD	Saran	RJD	68,72,693	2,48,30,000	3,17,02,693 3 Cror+	Y
7	RAMA DEVI	Sheohar	BJP	1,41,90,059	1,18,53,800	2,60,43,859 2 Cror+	Y
8	HUKM DEO NARAYAN YADAV	Madhubani	BJP	20,12,430	2,30,00,000	2,50,12,430 2 Cror+	Y
9	SUSHIL KUMAR SINGH	Aurangabad	JD(U)	62,37,871	1,46,50,000	2,08,87,871 2 Cror+	Y
10	RANJAN PRAS- AD YADAV	Pataliputra	JD(U)	79,47,000	73,72,000	1,53,19,000 1 Cror+	Y
11	CAPTAIN JAI NARAYAN PRASAD NI- SHAD	Muzaffarpur	JD(U)	2,69,831	1,48,79,000	1,51,48,831 1 Cror+	Y
12	SHARAD YADAV	Madhepura	JD(U)	1,03,07,050	38,00,000	1,41,07,050 1 Cror+	Y
13	JAGDIS SHAR- MA	Jahanabad	JD(U)	71,13,781	63,50,000	1,34,63,781 1 Cror+	Y
14	RAJIV RANJAN SINGH ALIAS LALAN SINGH	Munger	JD(U)	59,13,586	60,83,000	1,19,96,586 1 Cror+	Y
15	DR. SANJAY JAISWAL	Paschim Champaran	BJP	61,75,153	45,76,301	1,07,51,454 1 Cror+	Y
16	ASWAMEDH DEVI	Ujiarpur	JD(U)	2,36,274	1,03,00,000	1,05,36,274 1 Cror+	Y
17	UMA SHANKER SINGH	Maharajganj	RJD	7,67,601	93,78,000	1,01,45,601 1 Cror+	Y



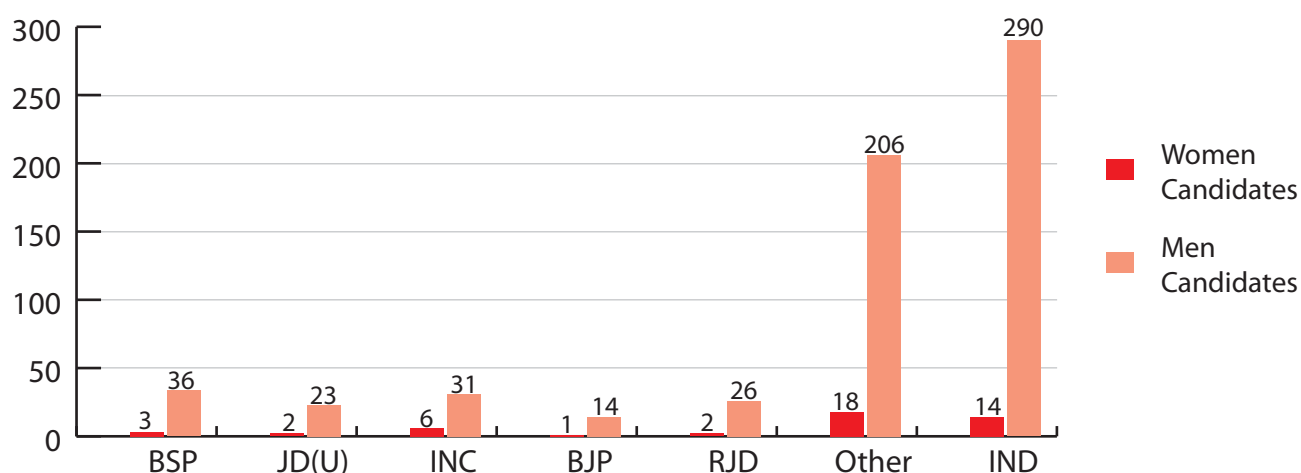
# Female representation in Lok Sabha 2009 elections

Out of 672 candidates in Lok Sabha 2009 elections from Bihar only 46 or 7% women contested. Out of these 46 only 4 emerged as MPs. The party wise break up for female candidates and MPs vis a vis male candidates and MPs is as below-

**Table: Party wise female representation analysis**

	BSP	JD(U)	INC	BJP	RJD	Other parties	IND	Total
<b>Women</b>								
Candidates	3	2	6	1	2	18	14	46
MPs	0	2	1	1	0	0	0	4
% Women candidates	8%	8%	17%	7%	7%	8%	5%	7%
% Women MPs	0%	10%	50%	8%	0%	0%	0%	10%
<b>Men</b>								
Candidates	36	23	31	14	26	206	290	626
MPs	0	18	1	11	4	0	2	36
% Men candidates	95%	92%	86%	93%	93%	97%	100%	93%
% Men MPs	0%	90%	50%	92%	100%	0%	100%	90%
<b>Total</b>								
Candidates	39	25	37	15	28	224	304	672
MPs	0	20	2	12	4	0	2	40

**Figure: Candidate distribution based on gender**



# Full asset details for MPs Lok Sabha 2009

## Assets for all MPs from Bihar in Lok Sabha 2009

S. No.	Name	Constituency	Party	Total Assets (Rs)	Movable Assets (Rs)	Immovable Assets (Rs)	Liabilities (Rs.)	PAN Given
1	UDAY SINGH ALIAS PAPPU SINGH	Purnia	BJP	41,90,30,669 41 Cror+	9,00,27,669 9 Cror+	32,90,03,000 32 Cror+	14,10,120 14 Lacs+	Y
2	SHATRUGHAN SINHA	Patna Sahib	BJP	15,00,33,976 15 Cror+	8,08,81,702 8 Cror+	6,91,52,274 6 Cror+	2,58,78,099 2 Cror+	Y
3	MEIRA KUMAR	Sasaram	INC	10,15,65,500 10 Cror+	1,11,45,500 1 Cror+	9,04,20,000 9 Cror+	0.00	Y
4	MEENA SINGH	Arrah	JD(U)	4,24,36,500 4 Cror+	2,26,23,000 2 Cror+	1,98,13,500 1 Cror+	0.00	Y
5	DIGVIJAY SINGH	Banka	IND	4,20,64,000 4 Cror+	54,45,000 54 Lacs+	3,66,19,000 3 Cror+	10,80,299 10 Lacs+	Y
6	LALU PRASAD	Saran	RJD	3,17,02,693 3 Cror+	68,72,693 68 Lacs+	2,48,30,000 2 Cror+	26,05,977 26 Lacs+	Y
7	RAMA DEVI	Sheohar	BJP	2,60,43,859 2 Cror+	1,41,90,059 1 Cror+	1,18,53,800 1 Cror+	13,22,726 13 Lacs+	Y
8	HUKM DEO NARAYAN YADAV	Madhubani	BJP	2,50,12,430 2 Cror+	20,12,430 20 Lacs+	2,30,00,000 2 Cror+	2,64,033 2 Lacs+	Y
9	SUSHIL KUMAR SINGH	Aurangabad	JD(U)	2,08,87,871 2 Cror+	62,37,871 62 Lacs+	1,46,50,000 1 Cror+	7,41,199 7 Lacs+	Y
10	RANJAN PRASAD YADAV	Pataliputra	JD(U)	1,53,19,000 1 Cror+	79,47,000 79 Lacs+	73,72,000 73 Lacs+	0.00	Y
11	CAPTAIN JAI NARAYAN PRASAD NISHAD	Muzaffarpur	JD(U)	1,51,48,831 1 Cror+	2,69,831 2 Lacs+	1,48,79,000 1 Cror+	43,37,141 43 Lacs+	Y
12	SHARAD YADAV	Madhepura	JD(U)	1,41,07,050 1 Cror+	1,03,07,050 1 Cror+	38,00,000 38 Lacs+	0.00	Y

S. No.	Name	Constituency	Party	Total Assets (Rs)	Movable Assets (Rs)	Immovable Assets (Rs)	Liabilities (Rs.)	PAN Given
13	JAGDIS SHARMA	Jahanabad	JD(U)	1,34,63,781 1 Cror+	71,13,781 71 Lacs+	63,50,000 63 Lacs+	37,23,185 37 Lacs+	Y
14	RAJIV RANJAN SINGH ALIAS LALAN SINGH	Munger	JD(U)	1,19,96,586 1 Cror+	59,13,586 59 Lacs+	60,83,000 60 Lacs+	0.00	Y
15	DR. SANJAY JAI SWAL	Paschim Cham-paran	BJP	1,07,51,454 1 Cror+	61,75,153 61 Lacs+	45,76,301 45 Lacs+	11,69,173 11 Lacs+	Y
16	ASWAMEDH DEVI	Ujjarpur	JD(U)	1,05,36,274 1 Cror+	2,36,274 2 Lacs+	1,03,00,000 1 Cror+	3,41,141 3 Lacs+	Y
17	UMA SHANAKER SINGH	Maharajganj	RJD	1,01,45,601 1 Cror+	7,67,601 7 Lacs+	93,78,000 93 Lacs+	4,50,000 4 Lacs+	Y
18	KIRTI AZAD	Darbhanga	BJP	97,89,047 97 Lacs+	96,89,047 96 Lacs+	1,00,000 1 Lacs+	0.00	Y
19	NIKHIL KUMAR CHOUDHARY	Katihar	BJP	80,18,754 80 Lacs+	16,18,754 16 Lacs+	64,00,000 64 Lacs+	8,02,308 8 Lacs+	N
20	RADHA MOHAN SINGH	Purvi Champaran	BJP	76,29,444 76 Lacs+	20,04,444 20 Lacs+	56,25,000 56 Lacs+	1,84,731 1 Lacs+	Y
21	SYED SHAHNAWAZ HUSSAIN	Bhagalpur	BJP	74,72,000 74 Lacs+	26,72,000 26 Lacs+	48,00,000 48 Lacs+	1,01,000 1 Lacs+	Y
22	DINESH CHANDRA YADAV	Khagaria	JD(U)	72,05,506 72 Lacs+	42,30,506 42 Lacs+	29,75,000 29 Lacs+	15,922 15 Thou+	Y
23	KAUSHALENDRA KUMAR	Nalanda	JD(U)	71,33,058 71 Lacs+	7,33,058 7 Lacs+	64,00,000 64 Lacs+	2,27,065 2 Lacs+	N
24	MAHESWER HAZ-ARI	Samastipur	JD(U)	66,94,921 66 Lacs+	16,54,921 16 Lacs+	50,40,000 50 Lacs+	10,54,356 10 Lacs+	Y
25	VISHWA MOHAN KUMAR	Supaul	JD(U)	66,89,616 66 Lacs+	11,89,616 11 Lacs+	55,00,000 55 Lacs+	4,40,179 4 Lacs+	Y
26	JAGDA NAND SINGH	Buxar	RJD	66,14,488 66 Lacs+	4,23,888 4 Lacs+	61,90,600 61 Lacs+	12,263 12 Thou+	Y
27	MAHABALI SINGH	Karakat	JD(U)	61,94,257 61 Lacs+	33,35,174 33 Lacs+	28,59,083 28 Lacs+	0.00	Y

S. No.	Name	Constituency	Party	Total Assets (Rs)	Movable Assets (Rs)	Immovable Assets (Rs)	Liabilities (Rs.)	PAN Given
28	RAGHUVANSH PRASAD SINGH	Vaishali	RJD	61,69,238 61 Lacs+	13,00,038 13 Lacs+	48,69,200 48 Lacs+	3,15,457 3 Lacs+	Y
29	MANGANI LAL MANDAL	Jhanjharpur	JD(U)	53,98,793 53 Lacs+	8,02,208 8 Lacs+	45,96,585 45 Lacs+	17,09,884 17 Lacs+	Y
30	BAIDYANATH PRASAD MAHTO	Valmiki Nagar	JD(U)	44,28,802 44 Lacs+	13,28,802 13 Lacs+	31,00,000 31 Lacs+	5,19,415 5 Lacs+	Y
31	BHUDEO CHOUDHARY	Jamui	JD(U)	40,79,000 40 Lacs+	15,29,000 15 Lacs+	25,50,000 25 Lacs+	2,89,192 2 Lacs+	N
32	MOHAMMAD AS-RARUL HAQUE	Kishanganj	INC	39,96,860 39 Lacs+	3,46,860 3 Lacs+	36,50,000 36 Lacs+	0.00	Y
33	BHOLASINGH	Nawada	BJP	38,93,000 38 Lacs+	11,93,000 11 Lacs+	27,00,000 27 Lacs+	3,60,000 3 Lacs+	Y
34	DR. MONAZIR HAS-SAN	Begusarai	JD(U)	35,83,898 35 Lacs+	10,28,898 10 Lacs+	25,55,000 25 Lacs+	16,82,852 16 Lacs+	Y
35	PURNAMASI RAM	Gopalganj	JD(U)	33,18,062 33 Lacs+	19,66,562 19 Lacs+	13,51,500 13 Lacs+	5,98,329 5 Lacs+	Y
36	OMPRAKASHYA-DAV	Siwan	IND	30,32,500 30 Lacs+	4,32,500 4 Lacs+	26,00,000 26 Lacs+	0.00	N
37	RAM SUNDAR DAS	Hajipur	JD(U)	30,31,466 30 Lacs+	1,40,767 1 Lacs+	28,90,699 28 Lacs+	11,16,705 11 Lacs+	Y
38	ARJUN ROY	Sitamarhi	JD(U)	29,07,058 29 Lacs+	12,78,556 12 Lacs+	16,28,502 16 Lacs+	4,65,900 4 Lacs+	Y
39	HARI MANJHI	Gaya	BJP	14,71,374 14 Lacs+	3,74,374 3 Lacs+	10,97,000 10 Lacs+	3,89,075 3 Lacs+	Y
40	PRADEEP KUMAR SINGH	Araria	BJP	2,57,014 2 Lacs+	1,57,014 1 Lacs+	1,00,000 1 Lacs+	7,64,726 7 Lacs+	Y

# Full details of pending criminal cases on MPs from Bihar

S. No.	Name	State/ Dist	Constitu-ency	Par-ty	Age	Seri-ous IPC Counts	No of Cases in which Ac-cused	No. of Cases in which Con-victed	Total
1	JAGDIS SHARMA	BIHAR	Jahana-bad	JD(U)	58	17	6	0	6
<div>Cases (Accused)</div> <div><div>1. IPC Sections - 409,420, , Other Details - 13(1)(c)&amp;(d),13(2) of pc act</div><div>2. IPC Sections - 409,420,467,471,472,468,474,477(A), 120(B) , Other Details - 13(1)(C)&amp;(D),13(2)of pc act</div><div>3. IPC Sections - 409,420 , Other Details - 13(1)(C)&amp;(D),13(2)of pc act</div><div>4. IPC Sections - 409,420,467,468,471,474,477,(A)&amp;120(B) , Other Details -</div><div>5. IPC Sections - 409,420,467,468,471,472,474,477(A)&amp; 120(B) , Other Details - 13(1)(C)&amp;(D),13(2)of pc act</div><div>6. IPC Sections - 409,201,511,420,467,468,472,474,477(A)&amp;120(B) , Other Details - 13(1)(C)&amp;(D),13(2)of pc act</div></div>			Serious IPC Frequency Table						
			Serious IPC Sections		Number of Times they appear for this candidate				
			420		6				
			467		4				
			468		4				
			471		3				
			Total		17				
			IPC Section		Description				
			120B		Punishment of criminal conspir-acy				
			201		Causing disappearance of evi-dence of offence, or giving false information to screen offender				
			409		Criminal breach of trust by public servant, or by banker, merchant or agent				
			420		Cheating and dishonestly induc-ing delivery of property				
			467		Forgery of valuable security, will, etc.				
			468		Forgery for purpose of cheating				
			471		Using as genuine a forged docu-ment or electronic record				
			472		Making or possessing counterfeit seal, etc., with intent to commit forgery punishable under section 467				
			474		Having possession of document described in Section 466 or 467, knowing it to be forged and in-tending to use it as genuine				
			477		Fraudulent cancellation, destruc-tion, etc., of will, authority to adopt, or valuable security				

			477A		Falsification of accounts				
			511		attempting to commit offences punishable with imprisonment for life or other imprisonment				
S. No.	Name	State/ Dist	Constitu-ency	Par-ty	Age	Seri-ous IPC Counts	No of Cases in which Ac-cused	No. of Cases in which Con-victed	Total
2	LALU PRASAD	BIHAR	Saran	RJD	60	5	7	0	7
<b>Cases (Accused)</b>  1. IPC Sections - 120 B, 420, 201, 511, 418, 409, 467, 468, 471, 477(A), 473, 472 , Other Details - 13(2)r.w 13(1)(c)(d)of prevention of corruption Act1988, Case No- RC-20(A)/96 2. IPC Sections - , Other Details - RC-38(a)/96 3. IPC Sections - , Other Details - RC-47(A)/96 4. IPC Sections - , Other Details - RC-63(A)/96 5. IPC Sections - , Other Details - RC-64(A)/96 6. IPC Sections - , Other Details - RC-68(A)/96 7. IPC Sections - , Other Details - RC-5(A)/98			<b>Serious IPC Frequency Table</b>						
			<b>Serious IPC Sections</b>			<b>Number of Times they appear for this candidate</b>			
			471			1			
			420			1			
			418			1			
			467			1			
			468			1			
			Total			5			
			<b>IPC Section</b>			<b>Description</b>			
			120			Concealing design to commit of-fence punishable with imprison-ment			
			201			Causing disappearance of evi-dence of offence, or giving false information to screen offender			
			409			Criminal breach of trust by public servant, or by banker, merchant or agent			
			418			Cheating with knowledge that wrongful loss may ensue to person whose interest offender is bound to protect			
			420			Cheating and dishonestly induc-ing delivery of property			
			467			Forgery of valuable security, will, etc.			
			468			Forgery for purpose of cheating			
			471			Using as genuine a forged docu-ment or electronic record			

Cases (Convicted) -----No Cases-----			472	Making or possessing counterfeit seal, etc., with intent to commit forgery punishable under section 467					
			473	Making or possessing counterfeit seal, etc., with intent to commit forgery punishable otherwise					
			477A	Falsification of accounts					
			511	attempting to commit offences punishable with imprisonment for life or other imprisonment					
S. No.	Name	State/ Dist	Constitu-ency	Par-ty	Age	Seri-ous IPC Counts	No of Cases in which Ac-cused	No. of Cases in which Con-victed	Total
3	PURNAMASI RAM	BIHAR	Gopal-ganj	JD(U)	52	4	1	0	1
Cases (Accused)  1. IPC Sections - 147, 149, 447, 341, 342, 343, 365, 323, 325, 307, 504, 120B , Other Details - 25(1-B)a and 26, 35 Arms act			Serious IPC Frequency Table						
			Serious IPC Sections			Number of Times they appear for this candidate			
			343			1			
			365			1			
			325			1			
			307			1			
			Total			4			
			IPC Section			Description			
			120B			Punishment of criminal conspiracy			
			147			rioting			
			149			Every member of unlawful assembly guilty of offence committed in prosecution of common object			
			307			Attempt to murder			
			323			voluntarily causing hurt			
			325			voluntarily causing grievous hurt			
			341			wrongful restraint			
			342			wrongful Confinement			
			343			Wrongful confinement for three or more days			
			365			Kidnapping or abducting with intent secretly and wrongfully to confine person			

Cases (Convicted) -----No Cases----			447			criminal trespass			
			504			Intentional insult with intent to provoke breach of the peace			
S. No.	Name	State/ Dist	Constitu-ency	Par-ty	Age	Seri-ous IPC Counts	No of Cases in which Ac-cused	No. of Cases in which Con- victed	Total
4	UMA SHANAKER SINGH	BIHAR	Maharaj-ganj	RJD	61	4	1	0	1
Cases (Accused)  1. IPC Sections - 364, 302, 379,171(F) , Other De-tails - 27 Arms act			Serious IPC Frequency Table						
			Serious IPC Sections			Number of Times they appear for this candidate			
			364			1			
			302			1			
			379			1			
			171F			1			
			Total			4			
			IPC Section			Description			
			171F			undue influence or personation at an election			
			302			Murder			
Cases (Convicted) -----No Cases----			364			Kidnapping or abducting in order to murder			
			379			theft			
S. No.	Name	State/ Dist	Constitu-ency	Par-ty	Age	Seri-ous IPC Counts	No of Cases in which Ac-cused	No. of Cases in which Con- victed	Total
5	SUSHIL KUMAR SINGH	BIHAR	Aurang-abad	JD(U)	43	2	4	0	4
Cases (Accused)  1. IPC Sections - 147, 148, 149, 323, 324,, Other Details - 2. IPC Sections - 147, 148, 149, 337, 323,, Other Details - 3. IPC Sections - 426, 427 , Other Details - 4. IPC Sections - 147, 148, 149, 447, 427, 379 , Other Details -			Serious IPC Frequency Table						
			Serious IPC Sections			Number of Times they appear for this candidate			
			324			1			
			379			1			
			Total			2			
			IPC Section			Description			
			147			rioting			



Cases (Convicted) -----No Cases----			148	Rioting, armed with deadly weapon						
			149	Every member of unlawful assembly guilty of offence committed in prosecution of common object						
			323	voluntarily causing hurt						
			324	Voluntarily causing hurt by dangerous weapons or means						
			337	Causing hurt by act endangering life or personal safety of others						
			379	theft						
			426	Punished for mischief						
			427	Mischief causing damage to the amount of fifty rupees						
			447	criminal trespass						
S. No.	Name	State/ Dist	Constituency	Party	Age	Serious IPC Counts	No of Cases in which Accused	No. of Cases in which Convicted	Total	
6	KIRTI AZAD	BIHAR	Darb-hanga	BJP	48	1	3	0	3	
Cases (Accused)  1. IPC Sections - 144,353,427,504, , Other Details - 2. IPC Sections - 171(H), 188,120B , Other Details - 125, 133 R.P Act 3. IPC Sections - 188 , Other Details - 133 R.P.Act			IPC Section			Description				
			120B			Punishment of criminal conspiracy				
			144			Joining unlawful assembly armed with deadly weapon				
			171H			Illegal payments in connection with an election				
			188			Disobedience to order duly promulgated by public servant				
			353			Assault or criminal force to deter public servant from discharge of his duty				
Cases (Convicted) -----No Cases----			427			Mischief causing damage to the amount of fifty rupees				
			504			Intentional insult with intent to provoke breach of the peace				

S. No.	Name	State/ Dist	Constitu-ency	Par-ty	Age	Seri-ous IPC Counts	No of Cases in which Ac-cused	No. of Cases in which Con- victed	Total
7	NIKHIL KUMAR CHOUDHARY	BIHAR	Katihar	BJP	63	0	4	0	4
Cases (Accused)  1. IPC Sections - 188 , Other Details - 127(2) R.P.ACT 2. IPC Sections - , Other Details - PREVENTION OF DAMAGE TO PUBLIC PROPERTY ACT-1999 3. IPC Sections - 143,341 , Other Details - 141,146,174 & Indian Railway ACT 4. IPC Sections - 143,341 , Other Details - 141,146,174 & Indian Railway ACT			IPC Section		Description				
			143		Being member of an unlawful as-sembly				
			188		Disobedience to order duly promul-gated by public servant				
			341		wrongful restraint				
Cases (Convicted) -----No Cases-----									
S. No.	Name	State/ Dist	Constitu-ency	Par-ty	Age	Seri-ous IPC Counts	No of Cases in which Ac-cused	No. of Cases in which Con- victed	Total
8	RAMA DEVI	BIHAR	Sheohar	BJP	60	0	3	0	3
Cases (Accused)  1. IPC Sections - 353,347,504,506, , Other Details - 131(I)B,135(A),136 R P ACT. 2. IPC Sections - 353,347,504,506, , Other Details - 191(1)(B) R. P. ACT 3. IPC Sections - 341,342,353,504,506,332, , Other Details - 132 R. P. ACT 4.			IPC Section		Description				
			332		Voluntarily causing hurt to deter public servant from his duty				
			341		wrongful restraint				
			342		wrongful Confinement				
			347		Wrongful confinement to extort property, or constrain to illegal act				
			353		Assault or criminal force to deter public servant from discharge of his duty				
Cases (Convicted) -----No Cases-----			504		Intentional insult with intent to provoke breach of the peace				
			506		criminal intimidation				

S. No.	Name	State/ Dist	Constitu-ency	Par-ty	Age	Seri-ous IPC Counts	No of Cases in which Ac-cused	No. of Cases in which Con- victed	Total
9	MAHABALI SINGH	BIHAR	Karakat	JD(U)	54	0	3	0	3
Cases (Accused)			IPC Section		Description				
			188		Disobedience to order duly promul- gated by public servant				
1. IPC Sections - , Other Details - 3 Property Deface- ment Act									
2. IPC Sections - 188 , Other Details - 133 People's Representative Act									
3. IPC Sections - , Other Details - 3 Property Deface- ment Act									
Cases (Convicted) -----No Cases-----									
S. No.	Name	State/ Dist	Constitu-ency	Par-ty	Age	Seri-ous IPC Counts	No of Cases in which Ac-cused	No. of Cases in which Con- victed	Total
10	PRADEEP KUMAR SINGH	BIHAR	Araria	BJP	43	0	3	0	3
Cases (Accused)			IPC Section		Description				
			34		Acts done by several persons in fur- therance of common intention				
			147		rioting				
			148		Rioting, armed with deadly weapon				
			149		Every member of unlawful assembly guilty of offence committed in pros- ecution of common object				
			323		voluntarily causing hurt				
			341		wrongful restraint				
			342		wrongful Confinement				
			353		Assault or criminal force to deter public servant from discharge of his duty				
			427		Mischief causing damage to the amount of fifty rupees				
Cases (Convicted) -----No Cases-----			504		Intentional insult with intent to pro- voke breach of the peace				
			506		criminal intimidation				

S. No.	Name	State/ Dist	Constituency	Party	Age	Serious IPC Counts	No of Cases in which Accused	No. of Cases in which Convicted	Total
11	MANGANI LAL MANDAL	BIHAR	Jhanjhar-pur	JD(U)	60	0	2	0	2
Cases (Accused)			IPC Section		Description				
			385		Putting person in fear of injury in order to commit extortion				
			499		Defamation				
			500		defamation				
Cases (Convicted) -----No Cases-----			504		Intentional insult with intent to provoke breach of the peace				
S. No.	Name	State/ Dist	Constituency	Party	Age	Serious IPC Counts	No of Cases in which Accused	No. of Cases in which Convicted	Total
12	DR. SANJAY JAISWAL	BIHAR	Paschim Cham-paran	BJP	44	0	2	0	2
Cases (Accused)			IPC Section		Description				
			147		rioting				
			148		Rioting, armed with deadly weapon				
			149		Every member of unlawful assembly guilty of offence committed in prosecution of common object				
			188		Disobedience to order duly promulgated by public servant				
			323		voluntarily causing hurt				
			336		Act endangering life or personal safety of others				
			337		Causing hurt by act endangering life or personal safety of others				
			341		wrongful restraint				
Cases (Convicted) -----No Cases-----			353		Assault or criminal force to deter public servant from discharge of his duty				
			427		Mischief causing damage to the amount of fifty rupees				

S. No.	Name	State/ Dist	Constitu-ency	Par-ty	Age	Seri-ous IPC Counts	No of Cases in which Ac-cused	No. of Cases in which Con- victed	Total
13	RANJAN PRASAD YADAV	BIHAR	Patalipu-tra	JD(U)	64	0	1	0	1
Cases (Accused)			IPC Section		Description				
1. IPC Sections - , Other Details - 3 D P ACT									
Cases (Convicted) -----No Cases----									
S. No.	Name	State/ Dist	Constitu-ency	Par-ty	Age	Seri-ous IPC Counts	No of Cases in which Ac-cused	No. of Cases in which Con- victed	Total
14	JAGDA NAND SINGH	BIHAR	Buxar	RJD	65	0	1	0	1
Cases (Accused)			IPC Section		Description				
			186		Obstructing public servant in dis-charge of public functions				
			188		Disobedience to order duly pro-mulgated by public servant				
			217		Public servant disobeying direc-tion of law with intent to save person from punishment or property from forfeiture				
Cases (Convicted) -----No Cases----			218		Public servant framing incorrect record or writing with intent to save person from punishment or property from forfeiture				

S. No.	Name	State/ Dist	Constitu-ency	Par-ty	Age	Seri-ous IPC Counts	No of Cases in which Ac-cused	No. of Cases in which Con- victed	Total
15	OMPRAKASHYADAV	BIHAR	Siwan	IND	43	0	1	0	1
Cases (Accused)  1. IPC Sections - 188 , Other Details - 131 Rp ACT			IPC Section		Description				
			188		Disobedience to order duly promul- gated by public servant				
Cases (Convicted) -----No Cases----									
S. No.	Name	State/ Dist	Constitu-ency	Par-ty	Age	Seri-ous IPC Counts	No of Cases in which Ac-cused	No. of Cases in which Con- victed	Total
16	SHARAD YADAV	BIHAR	Madhep-ura	JD(U)	61	0	1	0	1
Cases (Accused)  1. IPC Sections - 341,323,504 , Other Details -			IPC Section		Description				
			323		voluntarily causing hurt				
			341		wrongful restraint				
Cases (Convicted) -----No Cases----			504		Intentional insult with intent to provoke breach of the peace				
S. No.	Name	State/ Dist	Constitu-ency	Par-ty	Age	Seri-ous IPC Counts	No of Cases in which Ac-cused	No. of Cases in which Con- victed	Total
17	UDAY SINGH ALIAS PAPPU SINGH	BIHAR	Purnia	BJP	57	0	1	0	1
Cases (Accused)  1. IPC Sections - 341, 323, 353, 427, 34 , Other Details - 132,133 OF R.P. ACT			IPC Section		Description				
			34		Acts done by several persons in furtherance of common intention				
			323		voluntarily causing hurt				
			341		wrongful restraint				
			353		Assault or criminal force to deter public servant from discharge of his duty				
Cases (Convicted) -----No Cases----			427		Mischief causing damage to the amount of fifty rupees				

S. No.	Name	State/ Dist	Constitu- ency	Par- ty	Age	Seri- ous IPC Counts	No of Cases in which Ac- cused	No. of Cases in which Con- victed	Total
18	BAIDYANATH PRASAD MAHTO	BIHAR	Valmiki Nagar	JD(U)	51	0	1	0	1
Cases (Accused)			IPC Section		Description				
			143		Being member of an unlawful as- sembly				
			188		Disobedience to order duly promul- gated by public servant				
Cases (Convicted) -----No Cases----									

# Chandigarh

## Lok Sabha 2009 Elections



# CONTENTS

Executive Summary..... 343

Voting and winning trend..... 344

The % of votes polled by major parties ..... 344

Comparison of Candidates ..... 345

# Chandigarh Election Watch Lok Sabha elections 2009

Lok Sabha 2009 elections in Chandigarh were held on May 13th 2009 for one parliamentary constituency. This chapter includes analysis of voting trend, criminalization and money power in these elections.

## **Political Parties and Candidates**

In Lok Sabha 2004, 7 parties contested. This went down to 6 parties in Lok Sabha 2009 elections. In Lok Sabha 2004 elections 17 candidates contested. This went down to 14 candidates in Lok Sabha 2009 elections.

## **Executive summary**

- Affidavits of all 14 candidates contesting the Lok Sabha 2009 elections were analyzed by the Chandigarh Election Watch.
- None of these 14 candidates had pending criminal cases.
- Average asset for a candidate from Chandigarh was 3.7 crores.
- The constituency was won by Pawan Kumar Bansal of INC.
- Average assets for the winner, runner up and second runner up were 9.3 crores.
- There was 1 female candidate from Chandigarh. This candidate did not win.

# Voting and winning trend

## The % of votes polled by major parties

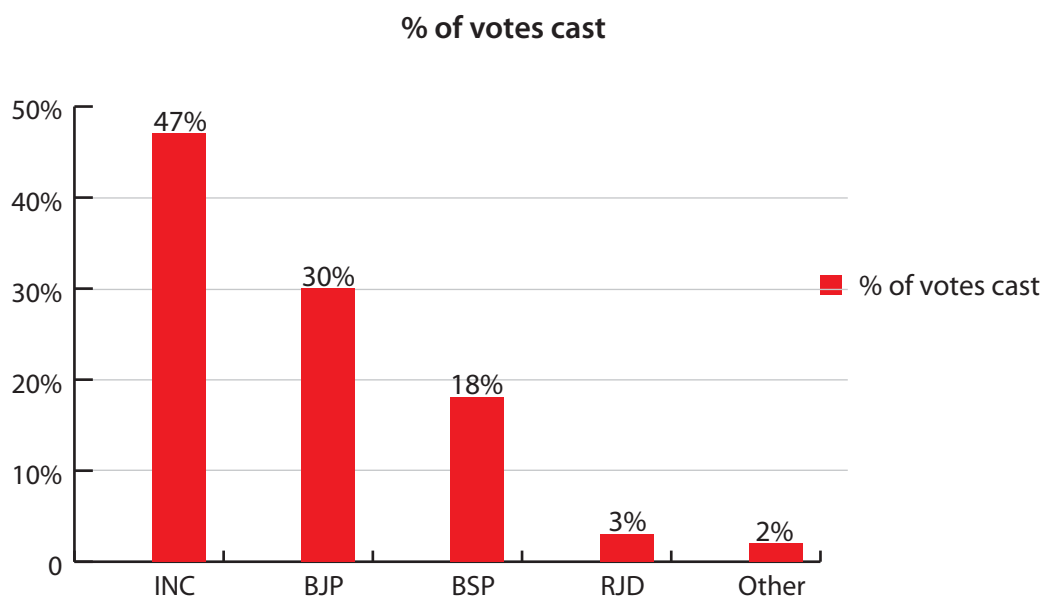
INC managed to get 47% of the votes cast. This was 31% of the electorate. The total electorate in Chandigarh was 5,24,444 and the total votes cast were 3,43,557.

Further break-up is given in the table:

**Table: Per cent of votes cast**

Party	Total votes cast for the party	% of votes cast	% of total registered voters
Indian National Congress(INC)	161,042	47%	31%
Bhartiya Janta Party(BJP)	102,075	30%	19%
Bahujan Samaj Party (BSP)	61,434	18%	12%
Rashtriya Janta Dal (RJD)	11,549	3%	2%
Others	7,457	2%	1%

**Figure: Per cent of votes cast in Chandigarh**



## Comparison of Candidates

S No.	Name	Age	Gender	Party	Criminal Cases	No. of Cases	Serious IPC Counts	Education Level	Total Assets	Total Liabilities	PAN Given
1	PAWAN KUMAR BANSAL (WINNER)	60	M	INC	No	Graduate Professional	82,29,400 82 Lacs +	3,05,00,000 3 Crore+	3,87,29,400 3 Crore+	0	Yes
2	AJAY GOYAL	43	M	IND	No	Graduate Professional	1,39,52,496 1 Crore+	16,34,00,000 16 Crore+	17,73,52,496 17 Crore +	0	Yes
3	DARSHAN SINGH	34	M	IND	No	10th Pass	2,64,701 2 Lacs +	0	2,64,701 2 Lacs +	0	Yes
4	DES RAJ	43	M	IND	No	Not Given/ Not Filled	3,21,382 3 Lacs +	24,00,000 24 Lacs +	27,21,382 27 Lacs +	567 5 Hund +	Yes
5	GOSWAMI VISHWA BHUSHAN BHARTI	31	M	JD(U)	No	12th Pass	1,01,000 1 Lacs +	0	1,01,000 1 Lacs +	0	Yes
6	HAFFIZ ANWAR UL HAQ	37	M	RJD	No	Graduate	66,47,034 66 Lacs +	40,00,000 40 Lacs +	1,06,47,034 1 Crore +	12,24,056 12 Lacs +	Yes
7	HARMOHAN DHAWAN	69	M	BSP	No	Post Graduate	2,54,79,000 2 Crore +	12,15,00,000 12 Crore +	14,69,79,000 14 Crore +	1,70,000 1 Lacs +	Yes
8	KAFIL AHMAD	52	M	IND	No	5th Pass	33,900 33 Thou +	1,00,000 1 Lacs +	1,33,900 1 Lacs +	0	No
9	KHEM LAL BANSAL	63	M	IND	No	Graduate Professional	23,23,500 23 Lacs +	3,30,00,000 3 Crore +	3,53,23,500 3 Crore +	3,50,000 3 Lacs +	Yes
10	MAYA DEVI	36	F	IND	No	Illiterate	2,20,000 2 Lacs +	0	2,20,000 2 Lacs +	2,50,000 2 Lacs +	Yes
11	PARAS NATH	43	M	AD	No	Graduate	40,000 40 Thou +	0	40,000 40 Thou +	10,000 10 Thou +	No
12	RAM PAL HANS	46	M	IND	No	Graduate	10,000 10 Thou +	0	10,000 10 Thou +	0	No
13	S K SURI	67	M	IND	No	Post Graduate	24,00,777 24 Lacs +	1,20,96,777 1 Crore +	51,30,000 51 Lacs +	51,30,000 51 Lacs +	Yes
14	SATYA PAL JAIN	56	M	BJP	No	Post Graduate	24,37,145 24 Lacs +	9,32,37,145 9 Crore +	42,66,982 42 Lacs +	42,66,982 42 Lacs +	Yes



# Chhattisgarh

## Lok Sabha 2009 Elections

# CONTENTS

Executive summary for Candidates & MPs .....	349
Voting and winning trend.....	351
Analysis based on pending criminal cases.....	353
Pending criminal cases- analysis for candidates.....	353
Party wise break up for candidates with pending criminal cases .....	353
Party wise comparison of pending criminal cases on candidates in LS 2004 & LS 2009.....	354
Details for candidates based on pending criminal cases.....	355
Pending criminal cases- analysis for MPs .....	356
Party wise break up for MPs with pending criminal cases.....	357
Details of MPs with pending criminal cases .....	357
Analysis based on assets.....	358
Analysis based on assets – for candidates .....	358
Average assets for Candidates.....	359
Details of crorepati candidates.....	360
Analysis based on assets- for MPs.....	361
Chances of winning based on assets.....	362
Crorepati MPs- Party wise break up.....	362
Average assets per MP for major parties .....	363
Asset position in constituency among candidates and chances of winning.....	364
Details of MPs based on maximum assets.....	365
Female representation in Lok Sabha 2009 elections .....	366
Full Asset and pending criminal cases details.....	367
Assets for all MPs from Chhattisgarh in Lok Sabha 2009 .....	367
Full details of pending criminal cases on MPs from Chhattisgarh .....	368

# Chhattisgarh Election Watch\*

## Lok Sabha elections 2009

Lok Sabha 2009 elections were held in Chhattisgarh on April 16, 2009. This chapter includes the analysis of voting trend, criminalization, money power, gender etc in these elections. Information provided by ECI and details from the affidavits filed by contesting candidates have been used for above analysis.

### **Growth of political parties**

In Lok Sabha 2004, 20 parties and independents contested elections which rose to 27 parties and independents in Lok Sabha 2009 elections. This reflects a rise of 35 % in the number of parties from Lok Sabha 2004 elections to Lok Sabha 2009 elections.

### **Growth in number of candidates**

A total of 178 candidates contested Lok Sabha 2009 elections from Chhattisgarh as compared to 102 candidates in Lok Sabha 2004 elections. This shows a growth of 74% in number of candidates contesting in 2009.

## **Executive summary for candidates and MPs**

### **Summary for candidates**

- Affidavits of 173 candidates out of the total 178 candidates were analysed by Chhattisgarh Election Watch (CEW).
- Out of the 173 candidates, 9 candidates or 5% declared pending criminal cases against them. Out of these 9 candidates with pending criminal cases, 5 had pending serious criminal cases like murder, attempt to murder, kidnapping, robbery, extortion etc
- There was 1 red alert constituency where 3 or more contesting candidates had pending criminal cases.
- A total of 8 candidates out of 173 i.e. 5% were crorepatis.
- A total of 4 candidates declared zero assets.
- A total of 16 candidates declared liabilities above 5 lakhs.
- Among major parties, the average asset per candidate for INC was Rs. 1.25 crores and for BJP was Rs. 82.92 lakhs.
- 80% of candidates (138 of 173) had not furnished PAN card details.
- Number of women candidates was just 15 (8%) as compared to 163 of men (92%).

\*This chapter would not have been possible without the efforts of several volunteers, groups and organizations from the state. ADR and NEW especially acknowledge with gratitude the efforts of Mr. Gautam Bandyopadhyay, Coordinator, Chhattisgarh Election Watch and Chhattisgarh Action and Research Team and Mr. Uma Prakash Ojha from PRAYAS.

This volume is dedicated to all who were part of the Election Watch.



- More than 35.6% candidates (61 of 173) were graduates & above.
- None of the parties managed to get votes around 50%. The highest votes polled were approx 45% by BJP and about 25% of the total registered voters. INC managed to get 37% votes and 21% of the registered voters.

## **Summary for MPs**

- Out of the 11 MPs, 2 MPs have pending criminal cases against them in Lok Sabha 2009 as compared to 3 MPs with pending criminal cases in Lok Saba 2004. No MP in Lok Sabha 2009 has pending serious criminal cases. Contrasting this with Lok Sabha 2004, 2 MPs (18 %) had serious pending criminal cases.
- Out of 11 MPs in Lok Sabha 2009, 3 MPs were crorepatis as compared to 0 crorepati MPs from Lok Sabha 2004.
- The average asset of a MP in 2004 Lok Sabha was Rs 31.96 lakhs which rose to Rs 1.15 cr in 2009.
- Average asset for a MP from Chhattisgarh was Rs 1.15 crores.
- Out of 15 women candidates, only 2 managed to win. Hence only 18% of MPs from Chhattisgarh in current Lok Sabha are women.

# Voting and winning trend

## Voting analysis

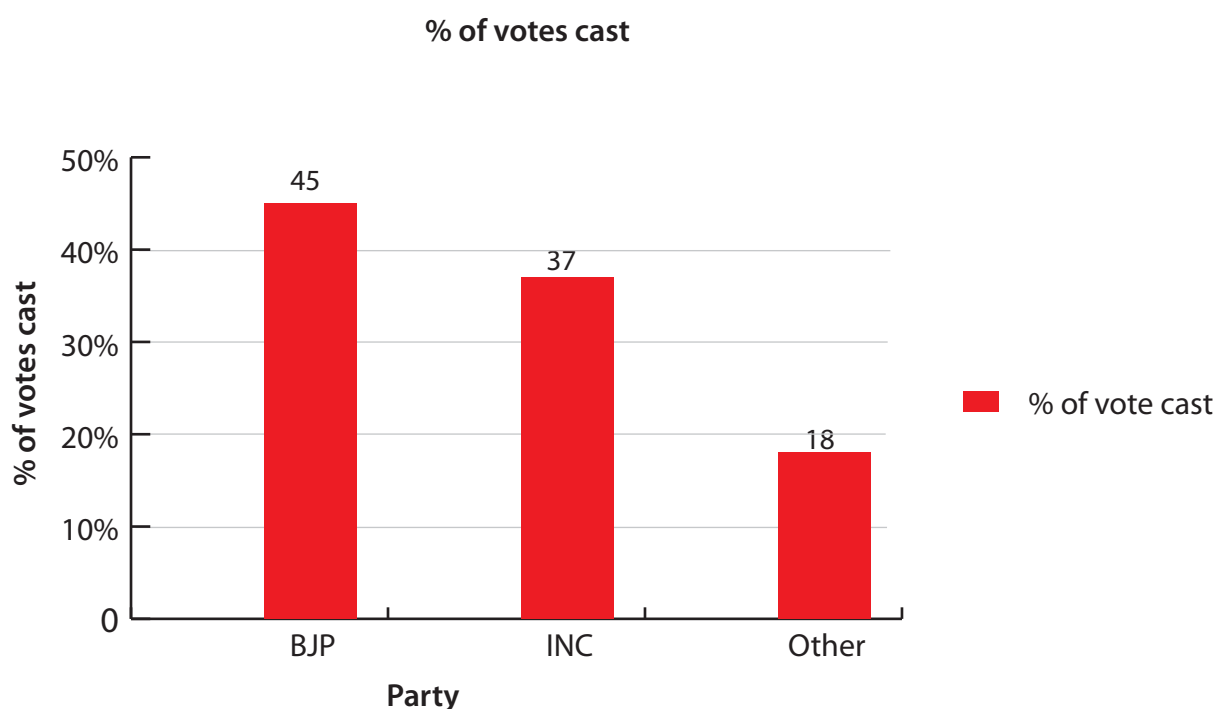
The % of votes polled by the major parties clearly shows that about 82% of the votes polled went either in favor of BJP or INC. Total voting in the state was only 55%. BJP managed approx 45 % of the votes cast and only 25% of the registered voters. INC managed just 37% votes cast and 21% registered voters. The total electorate in Chhattisgarh was 15,472,137 and the total votes cast were 85, 54,643.

**Table: Per cent of votes cast**

Party	Total votes cast for the party	% of votes cast	% of total registered voters
Bharatiya Janta Party (BJP)	3,851,970	45%	25%
Indian National Congress (INC)	3,192,007	37%	21%
Others	1,510,866	18%	10%

Further break-up is given in the table-

**Figure : Per cent of votes cast**



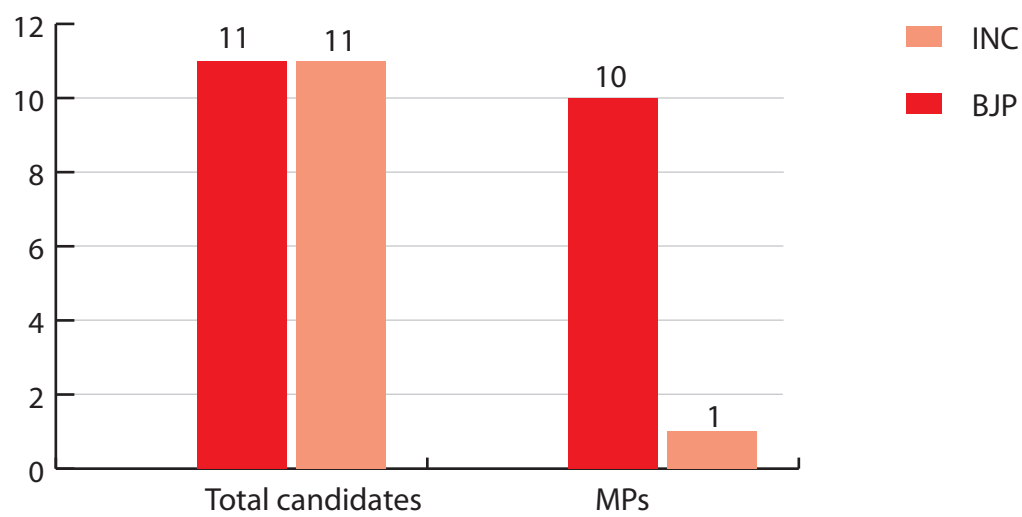
# Candidates Vs MPs

Chhattisgarh has 11 parliamentary constituencies. Maximum numbers of MPs (10) are from BJP followed by 1 of INC. The breakup of MPs as compared to total candidates from the party are-

Table: Candidates vs. MPs - Party-wise

Party	Total candidates	MPs
BJP	11	10
INC	11	1
Total	-	11

Figure: Candidates vs. MPs: Party-wise



# Analysis based on pending criminal cases

## Pending criminal cases- analysis for candidates

Out of the information available for 173 candidates, 9 candidates or 5% declared pending criminal cases against them. Out of these 9 candidates with pending criminal cases, 5 had pending serious criminal cases like murder, attempt to murder, kidnapping, robbery, extortion etc.

## Party wise break up for candidates with pending criminal cases

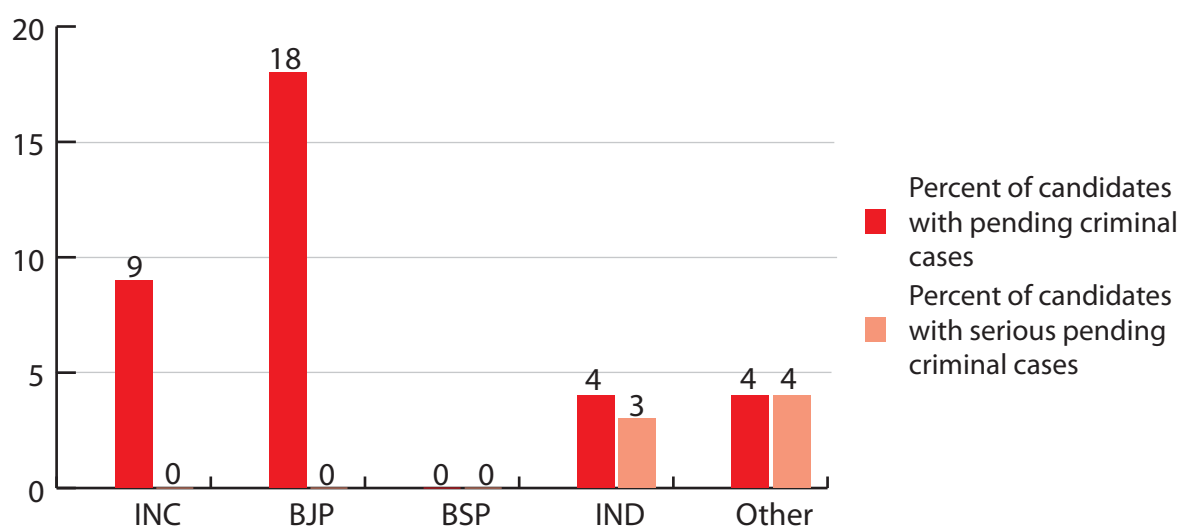
Total 9 candidates contesting elections from Chhattisgarh had pending criminal cases against them. Out of the 11 candidates of INC, 1 (9%) had pending criminal cases. 2 candidates out of 11 candidates of BJP (18%) had declared pending criminal cases.

Out of these 9 candidates with pending criminal cases, 5 had pending serious criminal cases against them. These serious cases include murder and related charges, kidnapping, extortion, dacoity, theft, robbery etc. The break up is given in the table below.

**Table: Candidates with pending criminal cases and serious pending criminal cases- Party wise break up**

Party	Total candidates analysed	Candidates with pending criminal cases	Percent of candidates with pending criminal cases	Number of Candidates with pending serious criminal cases	Percent of candidates with pending serious criminal cases
INC	11	1	9%	0	0%
BJP	11	2	18%	0	0%
BSP	11	0	0%	0	0%
IND	92	4	4%	3	3%
Others	48	2	4%	2	4%
Total	173	9	5%	5	3%

**Figure: Comparison of pending criminal cases and serious pending criminal cases for candidates of major parties**



## **Party wise comparison of pending criminal cases on candidates in Lok Sabha 2004 & Lok Sabha 2009**

A comparison between Lok Sabha 2009 & Lok Sabha 2004 elections for candidates of major parties and with pending criminal cases is given below. The number of candidates with pending criminal cases remained constant in 2009 elections for both BJP as well as INC when compared to 2004 elections.

**Table: Comparison Lok Sabha 2004 vs. Lok Sabha 2009**

Party	Lok Sabha 2004			Lok Sabha 2009		
	Number of candidates analysed	candidates with pending criminal cases	% of candidates with pending criminal cases	Number of candidates analysed	candidates with pending criminal cases	% of candidates with pending criminal cases
BJP	11	2	18%	11	2	18%
INC	11	1	9%	11	1	9%
IND	32	4	13%	92	4	4%
Others	43	3	7%	59	2	3%
Total candidates	97	10	10%	173	9	5%

## Details of candidates based on pending criminal cases

The table below lists the details of candidates with serious pending criminal cases. None of the candidates with serious pending criminal cases managed to win in the Lok Sabha 2009 elections. The detailed list is given below.

S No.	Name	Constitu- ency	Party	Serious IPC Counts	Total no. of cases	Details of serious IPC counts	Won/Lost
1	Madhusudan Mishra	Raipur	ABHM	4	1	4 charges related to forgery and cheating	Lost
2	Bharat Bhushan Pandey	Raipur	IND	1	2	1 charge related to obscene acts and songs	Lost
3	Heera Singh Markam	Korba	GGP	1	1	1 charge related to cheating	Lost
4	Ramesh Ahuja	Bilaspur	IND	1	1	1 charge related to voluntarily causing hurt	Lost
5	Ajay Jaiswal	Rajnandgaon	IND	1	1	1 charge related to obscene acts and songs	Lost

## Pending criminal cases- analysis for MPs

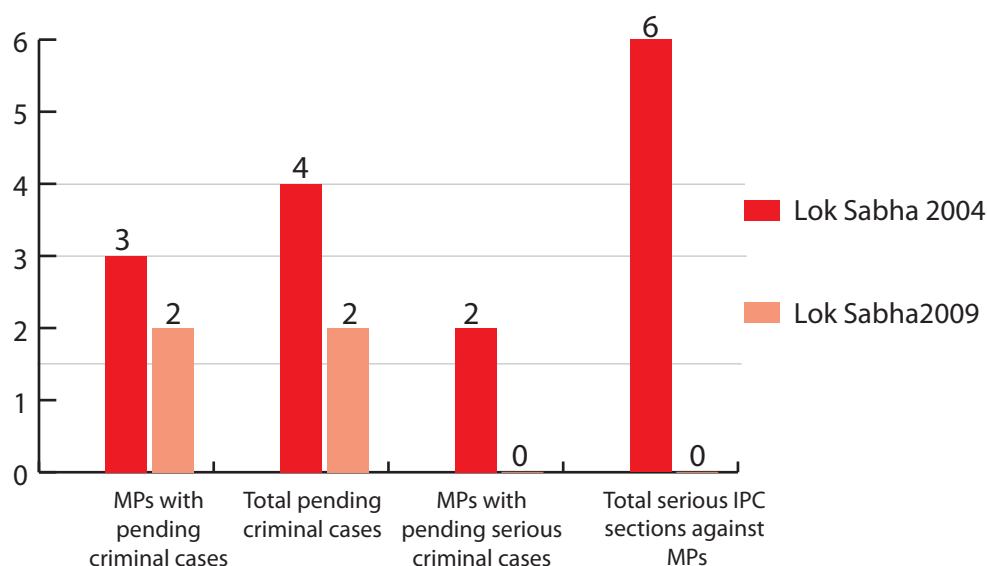
Out of the 11 MPs, 2 MPs have pending criminal cases against them in Lok Sabha 2009 as compared to 3 MPs with pending criminal cases in Lok Sabha 2004. No MP in Lok Sabha 2009 has pending serious criminal cases. Contrasting this with Lok Sabha 2004, 2 MPs (18 %) had serious pending criminal cases.

Given below is a comparative analysis for MPs with pending criminal cases elected from Chhattisgarh. The presence of MPs with pending criminal cases from Chhattisgarh in Lok Sabha has decreased by 33%. There has been a 50% decrease in total pending criminal cases against MPs in 2009 elections as compared to 2004 elections. 2009 elections witnessed a decline in number of MPs with pending serious criminal cases against them by 100%.

**Table: Comparison Lok Sabha 2004 & 2009- MPs with pending criminal cases**

	Lok Sabha 2004	Lok Sabha 2009	Increase	% increase
No. of MPs with pending criminal cases	3	2	-1	-33%
Total Pending criminal cases	4	2	-2	-50%
No. of MPs with pending serious criminal cases	2	0	-2	-100%
Total serious IPC sections against MPs	6	0	-6	-100%

**Figure: Comparison Lok Sabha 2004 & 2009- MPs with pending criminal cases**



## **Party wise break up for MPs with pending criminal cases**

The 2 MPs with pending criminal cases belong to BJP. The comparison between total candidates and MPs is given below.

**Table: MPs with pending criminal cases- Party wise**

<b>Party</b>	<b>Total Candidates analysed</b>	<b>Total MPs</b>	<b>MPs with pending Criminal cases</b>	<b>Percentage of MPs with pending Criminal cases</b>	<b>MPs with Serious pending Criminal Cases</b>	<b>Percentage of MPs with Serious pending Criminal Cases</b>
BJP	11	10	2	20%	0	0%
INC	11	1	0	0%	0	0%

## **Details of MPs with pending criminal cases**

Details of the 2 MPS with pending criminal cases is given below.

<b>S No.</b>	<b>Name</b>	<b>Constitu-ency</b>	<b>Party</b>	<b>Age</b>	<b>Serious IPC Counts</b>	<b>Total</b>	<b>Details of Serious IPC counts</b>
1	Dilip Singh Judev	Bilaspur	BJP	60	0	1	Accused under section 120B of IPC for criminal conspiracy
2	Madhusudan Yadav	Rajnandgaon	BJP	38	0	1	Accused for house trespass and obstruction of public servant in discharge of public functions.



# Analysis based on assets

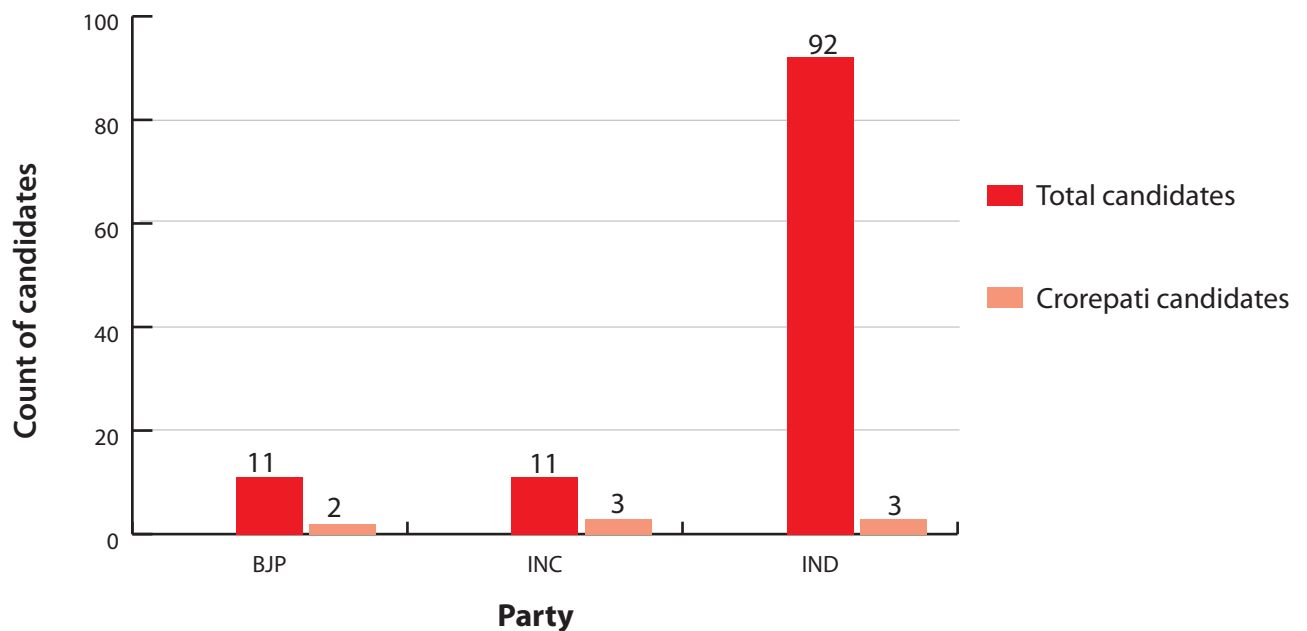
## Analysis based on assets – for candidates

Out of 173 candidates contesting Lok Sabha 2009, 8 were crorepatis. 18% candidates of BJP and 27% candidates of INC were crorepatis.

**Table: Crorepati candidates- Party wise break up**

Party	Total candidates analysed	Crorepati candidates	% of crorepati candidates
BJP	11	2	18%
INC	11	3	27%
IND	92	3	3%
Others	59	0	0%
Total	173	8	5%

**Figure: Crorepati candidates from major parties**



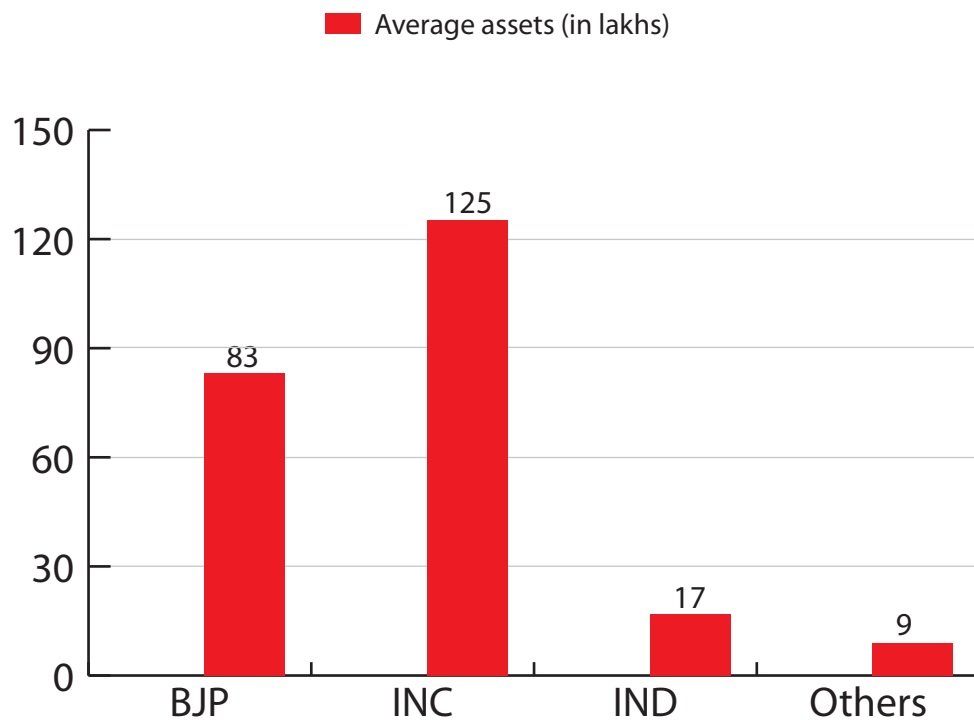
## Average assets for Candidates

For candidates of BJP and INC average assets were approx Rs 82.9 lakhs and 1.25crores respectively. Detailed list is given below.

**Table: Average assets for candidates Party wise**

Party	Average Assets	Candidate Count
BJP	Rs. 82, 91, 592~ 82 Lacs+	11
INC	Rs 1,25,66,763 ~ 1 Cror+	11
IND	Rs 17,12,817 ~ 17 Lacs+	92
Others	Rs. 9, 24,321~ 9 Lacs+	59

**Figure: Average assets (in lakhs) for candidates of major parties**



## Details of crorepati candidates

Given below is the list of crorepati candidates who contested Lok Sabha 2009 elections from Chhattisgarh. 3 out of the total 8 crorepati candidates won the election.

**Table: Crorepati Candidates in Chhattisgarh**

S No	Name	Constitu- ency	Party	Movable Assets (Rs)	Immovable Assets (Rs)	Total Assets (Rs)	PAN Given	Won/ Lost
1	Dr. Renu Jogi	Bilaspur	INC	2591783	42975000	45,566,783 4 cr+	Y	Lost
2	Charandas Mahant	Korba	INC	4090114	38614240	42,704,354 4 cr+	Y	Won
3	Dilip Singh Judev	Bilaspur	BJP	8096224	15281500	23,377,724 2 cr+	Y	Won
4	Ramesh Bais	Raipur	BJP	4042391	18434000	22,476,391 2 cr+	Y	Won
5	Rajendra Kumar Sahu	Raipur	IND	7651000	12400000	20,051,000 2 cr+	N	Lost
6	Pradeep Choubey	Durg	INC	1805409	16087150	17,892,559 1 cr+	N	Lost
7	Tarachand Sahu- Bhilai Nagar	Durg	IND	2614928	15000000	17,614,928 1 cr+	Y	Lost
8	Praveen Jain	Raipur	IND	3903747	8200000	12,103,747 1 cr+	Y	Lost

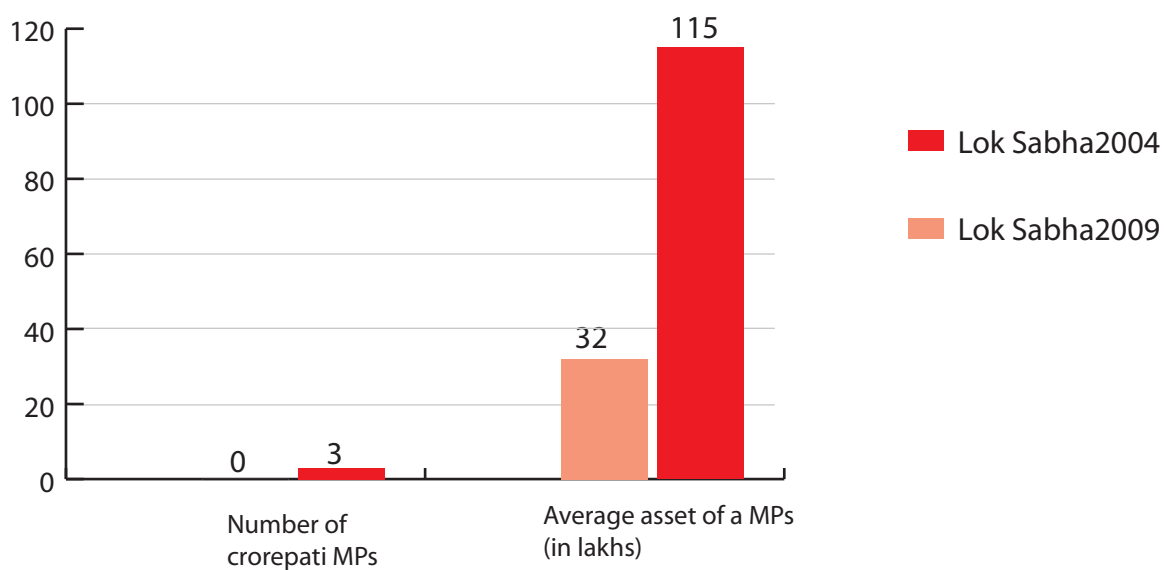
## Analysis based on assets- for MPs

Out of 11 MPs in Lok Sabha 2009, 3 MPs are crorepatis as compared to 0 crorepati MPs from Lok Sabha 2004. The average asset of a MP in 2004 Lok Sabha was Rs 31.96 lakhs which rose to Rs 1.15 cr in 2009. Between 2004 & 2009 there has been an average asset increase of 259% for MPs.

**Table : Comparison Lok Sabha 2004 and Lok Sabha 2009 based on assets**

	In Lok Sabha 2004	In Lok Sabha 2009	Increase	% Increase
Number of crorepatis MPs	0	3	3	0%
Average Asset of a MP (Rs in lakhs)	32	115	83	259%

**Figure: Comparison Lok Sabha 2004 and Lok Sabha 2009 based on assets**



## **Chances of winning based on assets**

As can be seen from the table, the higher the assets the more are the chances of winning of a candidate. 38% of the candidates who declared assets more than 1 crore and above won. On the other hand less than 1% of candidates with assets less than 10 lakhs won. The election results seemed to be highly influenced by the money power of the candidates.

**Table: Chances of winning based on assets**

value of assets	Number of candidates analyzed	Number of MPs	% of MPs
Very high (1 cr and above)	8	3	38%
High (50 lakhs to 1 cr)	18	4	22%
Medium (50 lakhs to 10 lakhs)	44	3	7%
Low (less than 10 lakhs)	103	1	1%

## **Crorepati MPs- Party wise break up**

20% MPs of BJP are crorepati. 1 out of the total 3 crorepati candidate of INC won the election.

**Table: Crorepati MPs- Party wise break up**

Party	Total candidates analysed	Total crorepati candidates	Total MPs	Total crorepati MPs	% of crorepati MPs
BJP	11	2	10	2	20%
INC	11	3	1	1	100%
Grand Total	-	5	11	3	27%

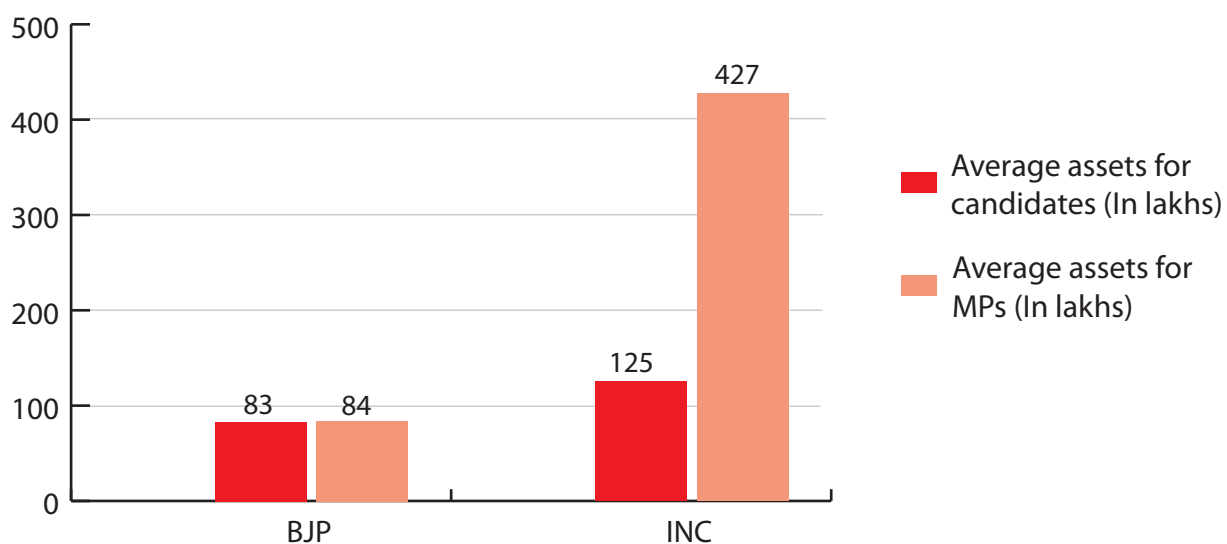
## Average assets per MP for major parties

Average asset for a MP from BJP is Rs 84 lakhs, and for INC is Rs 4.27 crores.

**Table: Average assets for MPs**

Party	No of candidates	Average assets for candidates	No of MPs	Average assets for MPs
BJP	11	Rs 82,91,592 ~ 82 Lacs+	10	Rs 84,00,723 ~ 84 Lacs+
INC	11	Rs 1,25,66,763 ~ 1 Cror+	1	Rs 4,27,04,354 ~ 4 Cror+

**Figure: Comparison average assets for candidates & MPs in Lok Sabha 2009**



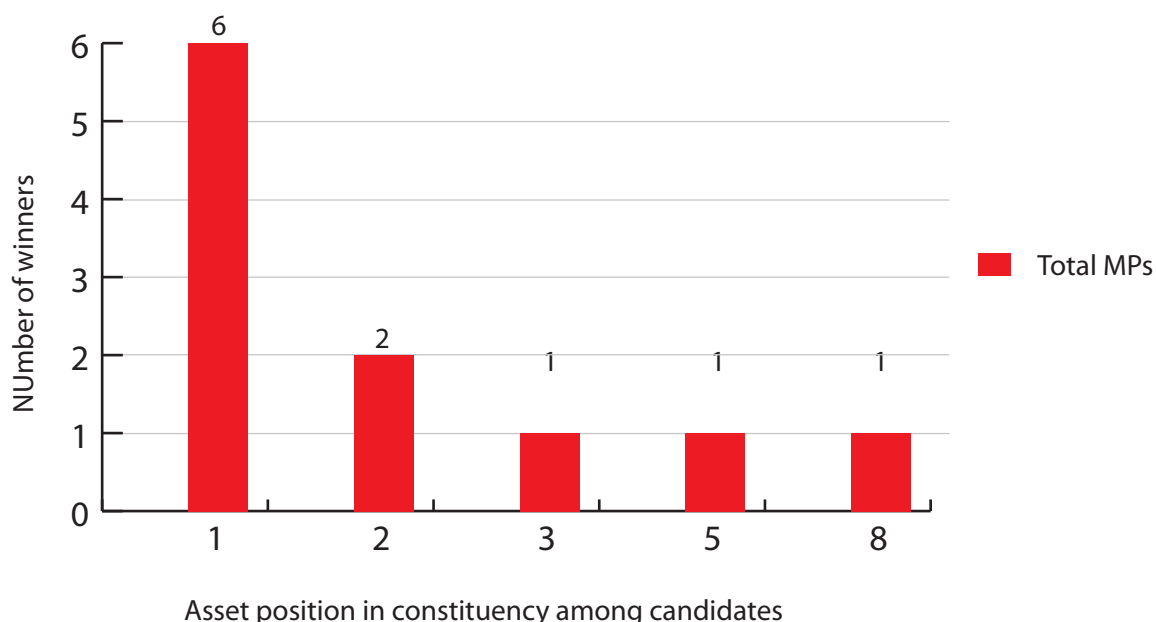
## Asset position in constituency among candidates and chances of winning

The following table gives an analysis of asset position in constituency among candidates (highest asset to lowest asset) and their chances of winning. From 6 constituencies i.e. 55% constituencies, candidates with highest declared assets according to their own self sworn affidavits emerged as MPs. From 18% constituencies candidates with second highest declared assets won. The number of MPs kept decreasing according to their position based on assets in the constituency as per their self declared affidavits.

**Table: Position in constituency based on assets and MPs**

Position in constituency based on assets	Total MPs	% of MPs
1	6	55%
2	2	18%
3	1	9%
5	1	9%
8	1	9%
Grand Total	11	100%

**Figure: Asset position in constituency among candidates and MPs**



## Details of MPs based on maximum assets

The table given below is a list of crorepati MPs from Chhattisgarh.

S No	Name	Constituency	Party	Movable Assets (Rs)	Immovable Assets (Rs)	Total Assets (Rs)	PAN Given
1	Charandas Mahant	Korba	INC	40,90,114	3,86,14,240	4,27,04,354 4 Cror+	Y
2	Dilip Singh Judev	Bilaspur	BJP	80,96,224	1,52,81,500	2,33,77,724 2 Cror+	Y
3	Ramesh Bais	Raipur	BJP	40,42,391	1,84,34,000	2,24,76,391 2 Cror+	Y



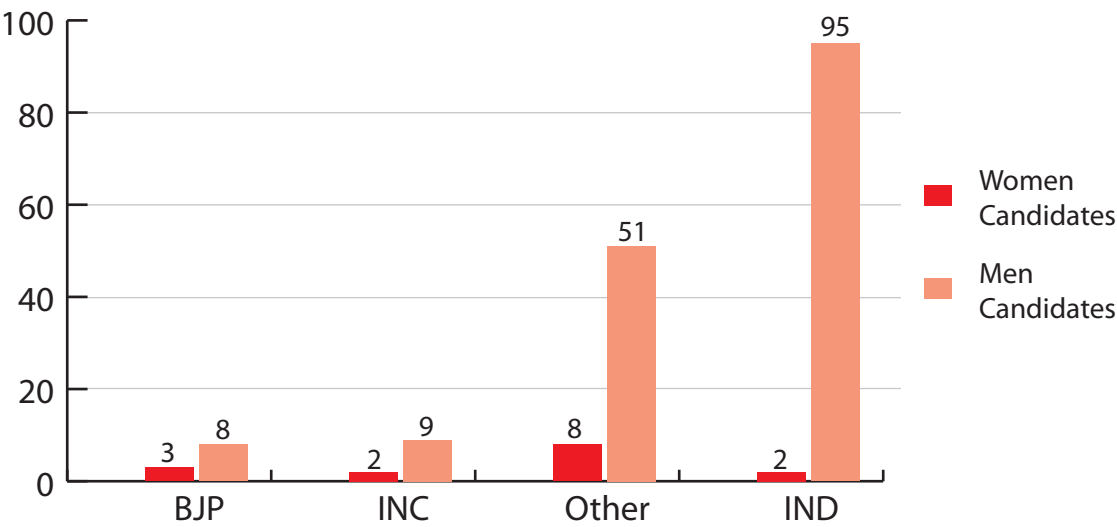
# Female representation in Lok Sabha 2009 elections

Out of the total 178 candidates, only 15 or 9% women contested Lok Sabha 2009 elections from Chhattisgarh. Out of these 15 only 2 or 18% emerged as MPs. The party wise break up for female candidates and MPs vis a vis male candidates and MPs is as below-

Table: Party wise female representation analysis

	BJP	INC	Other parties	IND	Total
<b>Women</b>					
Candidates	3	2	8	2	15
MPs	2	0	0	0	2
% Women candidates	27%	18%	14%	2%	9%
% Women MPs	20%	0%	0%	0%	18%
<b>Men</b>					
Candidates	8	9	51	95	163
MPs	8	1	0	0	9
% Men candidates	73%	82%	86%	98%	91%
% Men MPs	80%	100%	0%	0%	82%
<b>Total</b>					
Candidates	11	11	59	97	178
MPs	10	1	0	0	11

Figure: Candidate distribution based on gender



# Full Asset and pending criminal cases details

## Assets for all MPs from Chhattisgarh in Lok Sabha 2009

Se- rial	Name	Constitu- ency	Party	Movable As- sets (Rs)	Immovable Assets (Rs)	Total Assets (Rs)	Liabilities	PAN Given
1	Charandas Mahant	Korba	INC	4,27,04,354 4 Cror+	40,90,114 40 Lacs+	3,86,14,240 3 Cror+	16,43,424 16 Lacs+	Y
2	Dilip Singh Judev	Bilaspur	BJP	2,33,77,724 2 Cror+	80,96,224 80 Lacs+	1,52,81,500 1 Cror+	26,76,258 26 Lacs+	Y
3	Ramesh Bais	Raipur	BJP	2,24,76,391 2 Cror+	40,42,391 40 Lacs+	1,84,34,000 1 Cror+	0.00	Y
4	Baliram Kashyap	Bastar	BJP	99,48,590 99 Lacs+	33,16,840 33 Lacs+	66,31,750 66 Lacs+	11,66,014 11 Lacs+	N
5	Sohan Potai	Kanker	BJP	82,61,296 82 Lacs+	27,32,796 27 Lacs+	55,28,500 55 Lacs+	0.00	N
6	Chandulal Sahu (Chan- du Bhaiya)	Mahasamund	BJP	68,05,000 68 Lacs+	4,05,000 4 Lacs+	64,00,000 64 Lacs+	13,00,000 13 Lacs+	N
7	Murarilal Singh	Surguja	BJP	57,34,334 57 Lacs+	34,12,334 34 Lacs+	23,22,000 23 Lacs+	3,59,500 3 Lacs+	Y
8	Kamaladevi Patale	Janjgir- Champa	BJP	35,56,426 35 Lacs+	9,74,626 9 Lacs+	25,81,800 25 Lacs+	80,000 80 Thou+	Y
9	Vishu Deo Sai	Raigarh	BJP	23,02,000 23 Lacs+	9,52,000 9 Lacs+	13,50,000 13 Lacs+	0.00	Y
10	Madhusudan Yadav	Rajnandgaon	BJP	11,65,680 11 Lacs+	11,65,680 11 Lacs+	0	0.00	Y
11	SAROJ PAN- DEY	Durg	BJP	3,79,787 3 Lacs+	3,79,787 3 Lacs+	0	6,67,787 6 Lacs+	Y

## Full details of pending criminal cases on MPs from Chhattisgarh

S. No.	Name	State/ Dist	Constituency	Party	Age	Serious IPC Counts	No of Cases in which Ac-cused	No. of Cases in which Con-victed	Total
1	Dilip Singh Judev	CHHATTIS-GARH	Bilaspur	BJP	60	0	1	0	1
Cases (Accused)			IPC Section		Description				
1. IPC Sections - 120(B) , Other Details - section-7 prevention of corruption act			120B		Punishment of criminal conspiracy				
Cases (Convicted) -----No Cases----									
S. No.	Name	State/ Dist	Constituency	Party	Age	Serious IPC Counts	No of Cases in which Ac-cused	No. of Cases in which Con-victed	Total
2	Madhusudan Yadav	CHHATTIS-GARH	Rajnand-gaon	BJP	38	0	1	0	1
Cases (Accused)			IPC Section		Description				
1. IPC Sections - 186,448,427(34) , Other Details -			186		Obstructing public servant in discharge of public functions				
			448		house-trespass				
Cases (Convicted) -----No Cases----									

# Dadra & Nagar Haveli

Lok Sabha 2009 Elections

# CONTENTS

Executive Summary..... 371

Voting and winning trend..... 372

The % of votes polled by major parties ..... 372

Comparison of Candidates ..... 373

Full details of pending criminal cases on MPs..... 374

# Dadra & Nagar Haveli Election Watch

## Lok Sabha elections 2009

Lok Sabha 2009 elections in Dadra & Nagar Haveli were held on April 30, 2009 for one parliamentary constituency. This report includes analysis of voting trend, criminalization and money power in these elections.

### **Political Parties and Candidates**

In Lok Sabha 2004, 8 parties contested. This went down to 3 parties in Lok Sabha 2009 elections. In Lok Sabha 2004 elections 10 candidates contested. This went down to 5 candidates in Lok Sabha 2009 elections.

## Executive summary

- Affidavits of all 5 candidates contesting the Lok Sabha 2009 elections were analyzed by the Dadra & Nagar Haveli Election Watch.
- 3 of these 5 candidates had pending criminal cases.
- Average asset for a candidate from Dadra & Nagar Haveli was 3.7 crores.
- The constituency was won by Patel Natubhai Gomanbhai of BJP.
- The winner, Patel Natubhai Gomanbhai from BJP had 3 pending criminal cases and assets in excess of 8 crores.
- There were no female candidates from Dadra & Nagar Haveli.

# Voting and winning trend

## The % of votes polled by major parties

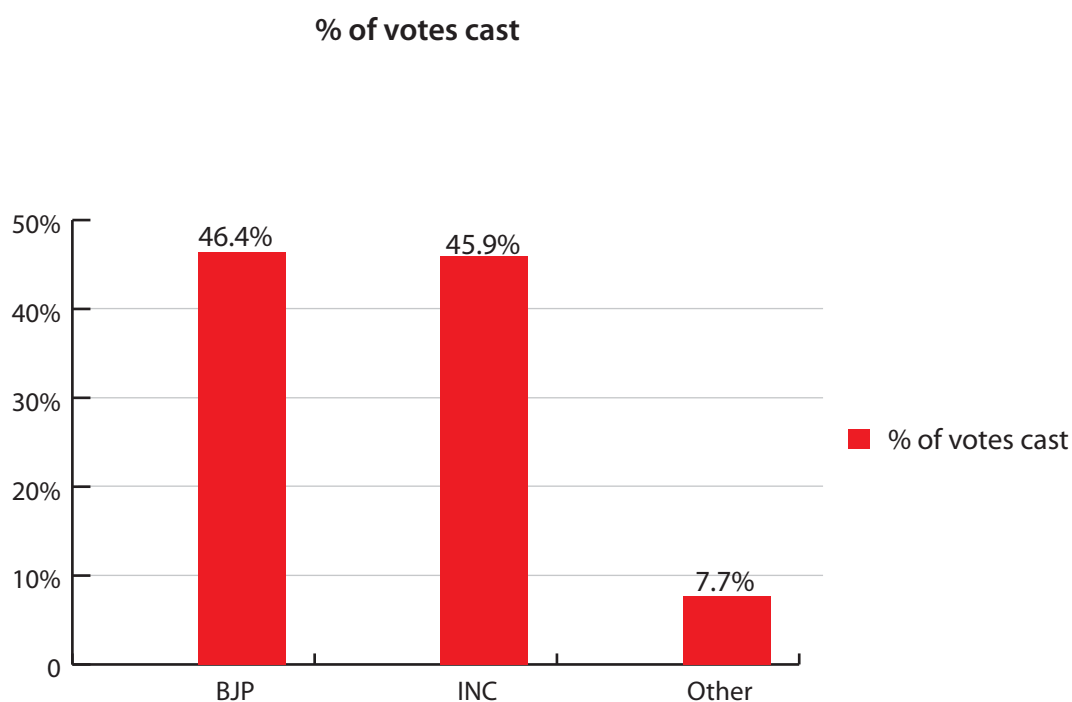
BJP managed to get 46.4% of the votes cast. This was 33.2% of the electorate. The total votes cast by INC were less than one thousand of those polled by BJP. The total electorate in Dadra & Nagar Haveli was 1,54,212 and the total votes cast were 1,10,363.

Further break-up is given below-

**Table: Per cent of votes cast**

Party	Total votes cast for the party	% of votes cast	% of total registered voters
Bhartiya Janta Party(BJP)	51,242	46.4%	33.2%
Indian National Congress(INC)	50,624	45.9%	32.8%
Others	8,497	7.7%	5.5%

**Figure: Per cent of votes cast in Dadra & Nagar Haveli- Party wise**



## Comparison of Candidates

S No.	Name	Age	Gender	Party Code	Criminal Cases	No. of Cases	Serious IPC Counts	IPC Details	Education Level	Total Assets	Total Liabilities	PAN Given
1	PATEL NATUBHAI GOMANBHAI (WINNER)	36	M	BJP	Yes	3	0	-	5th Pass	8,34,94,860 8 Crore+	34,26,035 34 Lacs+	Yes
2	BIJ YOHAN-BHAI BHADI-YABHAI	36	M	BSP	No	0	0	-	8th Pass	60,635 60 Thou +	0	No
3	DELKAR MOHANBHAI SANJIBHAI	46	M	INC	No	0	0	-	12th Pass	9,47,75,558 9 Crore+	0	Yes
4	KHULAT BHIKALYA VANSHYA	40	M	IND	Yes	2	0	-	10th Pass	16,024 16 Thou +	0	No
5	MISHAL LAX-MANBHAI NAVASUBHAI	39	M	IND	Yes	2	1	1 charge of theft	10th Pass	54,44,300 54 Lacs +	0	Yes



# Full details of pending criminal cases on MPs from Dadra & Nagar Haveli

S. No.	Name	State/ Dist	Constituency	Party	Age	Serious IPC Counts	No of Cases in which Accused	No. of Cases in which Convicted	Total
1	PATEL NATUBHAI GOMANBHAI	DADRA & NAGAR HAVELI	Dadra & Nagar Haveli	BJP	36	0	3	0	3
<b>Cases (Accused)</b>  1. IPC Sections - 143,147,148,149,452,427,504,506 , Other Details - RCC NO.45/2000 FIR(CR NO.)294/99 2. IPC Sections - 143,147,452,427,506,34 , Other Details - RCC NO.06/2008 FIR (CR NO.)170/07 3. IPC Sections - 143,147,148,323,427,504,506(2) , Other Details - FIR (CR NO.)I-51/07			<b>IPC Section</b>		<b>Description</b>				
			34		Acts done by several persons in furtherance of common intention				
			143		Being member of an unlawful assembly				
			147		rioting				
			148		Rioting, armed with deadly weapon				
			149		Every member of unlawful assembly guilty of offence committed in prosecution of common object				
			323		voluntarily causing hurt				
			427		Mischief causing damage to the amount of fifty rupees				
			452		House-trespass after preparation for hurt, assault or wrongful restraint				
			504		Intentional insult with intent to provoke breach of the peace				
			506		criminal intimidation				
<b>Cases (Convicted) -----No Cases----</b>									

# Daman & Diu

## Lok Sabha 2009 Elections

# CONTENTS

Executive Summary..... 377

Voting and winning trend..... 378

The % of votes polled by major parties ..... 378

Comparison of Candidates ..... 379

# **Daman and Diu Election Watch**

## **Lok Sabha elections 2009**

Lok Sabha 2009 elections in Daman and Diu were held on April 30th 2009 for one parliamentary constituency. This report includes analysis of voting trend, criminalization and money power in these elections.

### **Political Parties and Candidates**

In Lok Sabha 2004, 3 parties contested. This went up to 4 parties in Lok Sabha 2009 elections. In Lok Sabha 2004 elections 3 candidates contested. This went up to 7 candidates in Lok Sabha 2009 elections.

## **Executive summary**

- Affidavits of all 7 candidates contesting the Lok Sabha 2009 elections were analyzed by the Daman and Diu Election Watch.
- 1 of these 7 candidates had pending criminal cases.
- Average asset for a candidate from Daman and Diu was 2.4 crores.
- The constituency was won by Lalubhai Patel of BJP.
- Average assets for the winner, runner up and second runner up were 5.35 crores.
- The winner Lalubhai Patel from BJP had assets in excess of 3.6 crores but did not declare PAN details.
- There were no female candidates from Daman and Diu. .

# Voting and winning trend

## The % of votes polled by major parties

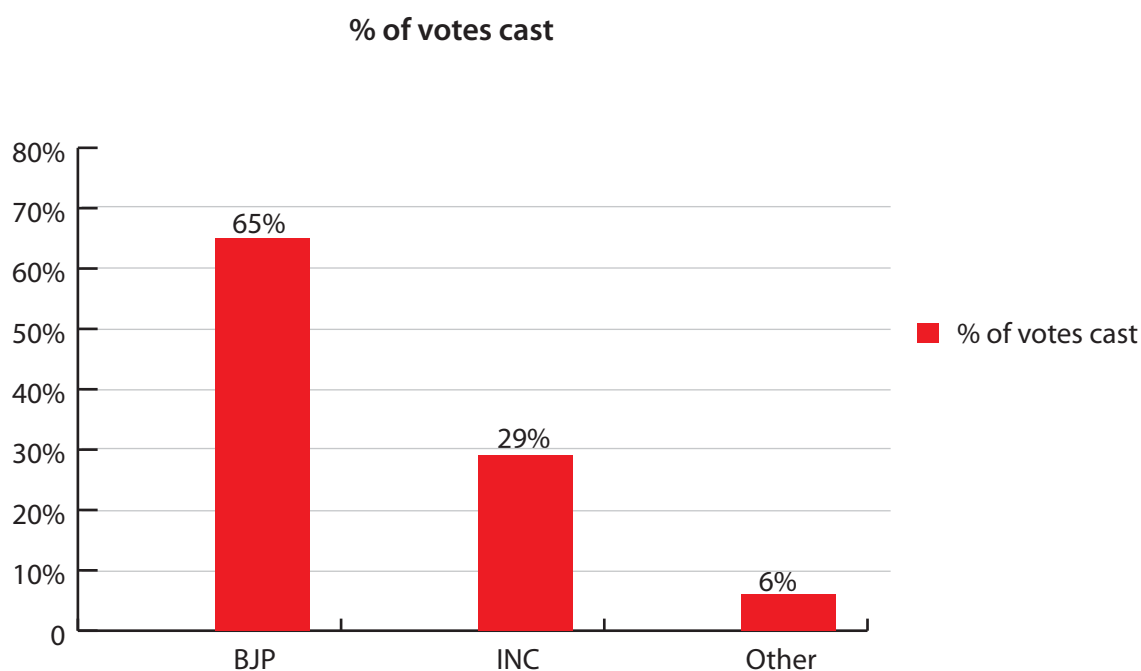
BJP managed to get 65% of the votes polled. This was 47% of the electorate. The total electorate in Daman and Diu was 95,382 and the total votes polled were 68,024.

Further break-up is given table

**Table: Per cent of votes cast**

Party	Total votes cast for the party	% of votes cast	% of total registered voters
Bhartiya Janta Party(BJP)	44,546	65%	47%
Indian National Congress(INC)	19,708	29%	21%
Others	3,770	6%	4%

**Figure: Per cent of votes cast in Daman and Diu- Party wise**



## Comparison of Candidates

S No.	Name	Age	Gender	Party Code	Criminal Cases	No. of Cases	Serious IPC Counts	Education Level	Total Assets	Total Liabilities	PAN Given
1	LALUBHAI PATEL (WINNER)	53	M	BJP	No	0	0	10th Pass	3,68,79,385 3 Crore +	21,35,939 21 Lacs +	No
2	DAHABHAI VALLABHBHAI PATEL	64	M	INC	No	0	0	12th Pass	5,31,22,703 5 Crore +	0	Yes
3	GOHEL GAUTAMKUMAR NATVARSIH	28	M	IND	No	0	0	12th Pass	4,20,000 4 Lacs +	6,41,000 6 Lacs +	Yes
4	PANDEY DINESHBHAI	37	M	IND	Yes	1	0	12th Pass	22,95,000 22 Lacs +	8,54,990 8 Lacs +	Yes
5	RAMESHBHAI D. SINGH	42	M	SP	No	0	0	12th Pass	27,40,500 27 Lacs +	0	Yes
6	SINDE SHAILESHBHAI	39	M	IND	No	0	0	12th Pass	21,58,000 21 Lacs +	0	Yes
7	TANDEL GOPALBHAI KALYANBHAI	55	M	NCP	No	0	0	Not Given	7,06,97,264 7 Crore +	1,32,37,708 1 Crore+	Yes



# Goa

## Lok Sabha 2009 Elections



# CONTENTS

Executive summary for candidates & MPs .....	383
Voting and winning trend.....	384
Analysis based on pending criminal cases.....	385
Pending criminal cases- analysis for candidates and MPs .....	385
Details for candidates based on pending criminal cases.....	385
Analysis based on assets.....	386
Analysis based on assets – for candidates .....	386
Average assets for Candidates.....	387
Crorepati candidates .....	388
Analysis based on assets- for MPs.....	388
Chances of winning based on assets.....	389
Crorepati MPs- Party wise break up:.....	389
Average assets per MP for major parties .....	390
Asset details of MPs from Goa .....	391
Female representation in Lok Sabha 2009 elections: .....	391

# Goa Election Watch

## Lok Sabha elections 2009

Lok Sabha 2009 elections were held in Goa on April 23, 2009. This chapter includes the analysis of voting trend, criminalization, money power, gender etc in these elections. Information provided by ECI and details from the affidavits filed by contested candidates have been used for above analysis.

### **Growth of political parties**

In Lok Sabha 2004, 7 parties contested elections which rose to 8 in Lok Sabha 2009 elections. This reflects a rise of 14% in the number of parties from Lok Sabha 2004 elections to Lok Sabha 2009 elections.

### **Growth in number of candidates**

A total of 18 candidates contested Lok Sabha 2009 elections from Goa as compared to 16 candidates in Lok Sabha 2004. This shows a growth of 12.5% in number of candidates contested in Lok Sabha 2009.

## **Executive summary for candidates and MPs**

### **Summary for candidates**

- Affidavits of all 18 candidates contested Lok Sabha 2009 elections were analyzed by Goa Election Watch (GEW).
- Out of these 18 candidates, only 1 candidate who belongs to NCP declared serious pending criminal cases against him.
- A total of 6 candidates out of 18 i.e. 33% candidates were crorepatis.
- A total of 5 candidates declared liabilities of 5 lakhs and above.
- Among major parties, the average asset per candidate for NCP was Rs. 36.73 crores, for BJP it was Rs 0.66 crores & for INC Rs 2.94 crores.
- A total of 22% of candidates (4 of 18) had not furnished PAN card details.
- Number of women candidates was just 2 (11%) as compared to 16 of men (89%).
- More than 61% candidates (11 of 18) were graduates & above.
- None of the parties managed to get votes anywhere near 50%. The highest votes polled were approx 45% for BJP and it was about 25% of the total registered voters. INC & NCP each managed to get 23% of the votes.

### **Summary for MPs**

- None of the MPs from Goa in Lok Sabha 2009 have pending criminal case against him.
- In Lok Sabha 2004 there was no crorepati MP whereas in Lok Sabha 2009, 1 MP is crorepati.
- Among MP parties, the average asset per MP for INC is Rs. 2.94 crores & for BJP it is Rs 98.97 Lacs.
- Average asset for a MP in Goa is Rs 1.97 crores.

# Voting and winning trend

## The % of votes polled by major parties

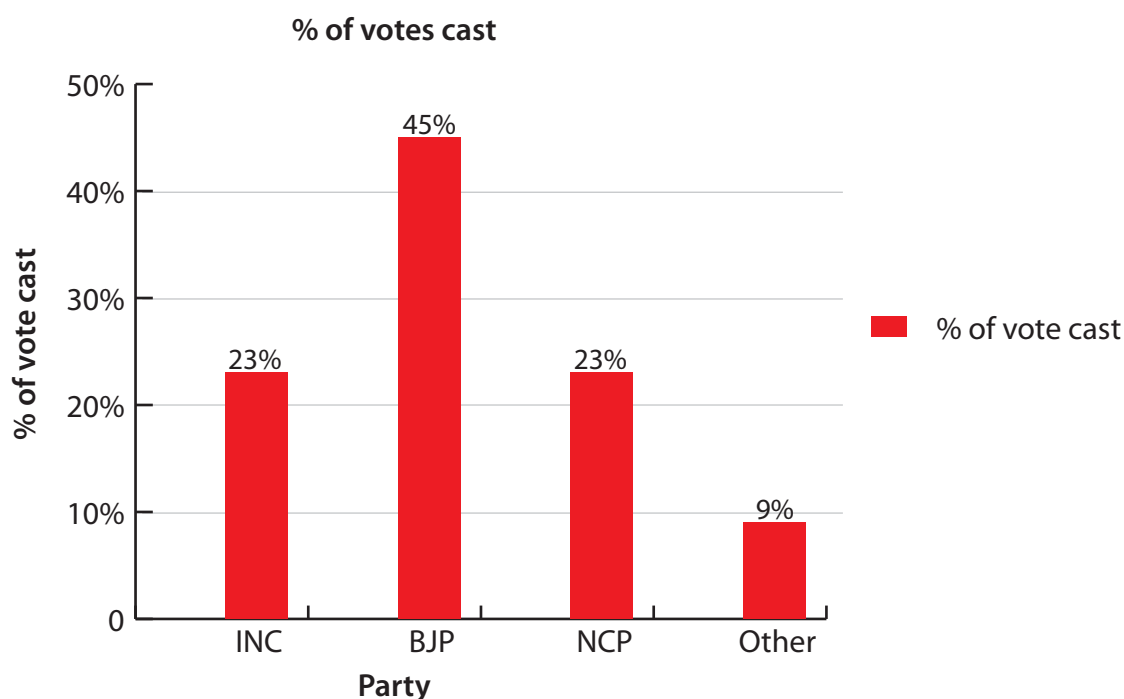
The % of votes polled for the major parties clearly show that none of them got anywhere close to the 50% mark. Total voting in Goa was 55%. INC managed approx 23 % of the votes cast and only 12% of the registered voters. BJP managed 45% votes cast and 25% registered voters. The total electorate in Goa was 10,20,794 and the total votes cast were 5,64,255.

**Table: Per cent of votes cast**

Party	Total votes cast for the party	% of votes cast	% of total registered voters
Indian National Congress (INC)	1,27,494	23%	12%
Bharatiya Janata Party (BJP)	2,52,694	45%	25%
Nationalist Congress Party (NCP)	1,31,363	23%	13%
Others	52,704	9%	5%

Further break-up is given in the table-

**Figure: Per cent of votes cast - Party wise**



## Candidates vs MPs

There are 2 parliamentary constituencies in Goa for which elections were held and INC & BJP has one MP each. The breakup of MPs as compared to total candidates from the party are-

**Table: Candidates & MP**

Party	Total Candidates	MP
INC	1	1
BJP	2	1

## Analysis based on pending criminal cases

### Pending criminal cases- analysis for candidates & MPs

Out of 18 candidates who contested in Lok Sabha 2009, only 1 candidate declared serious pending criminal cases against him. This candidate lost and currently there are no MPs from Goa with pending criminal cases against them.

### Details for candidates based on pending criminal cases

There was only one candidate from Goa in Lok Sabha 2009 who had serious pending criminal cases against him. His details are given below:

S No	Name	State	Constituency	Party	Age	Seri-ous IPC Counts	Total No cases	Summary of serious IPC sections	Won/ Lost
1	JITENDRA RAGHURAJ DESHPRABHU	Goa	North Goa	NCP	53	5	3	5 charges related to cheating and forgery	Lost

# Analysis based on assets

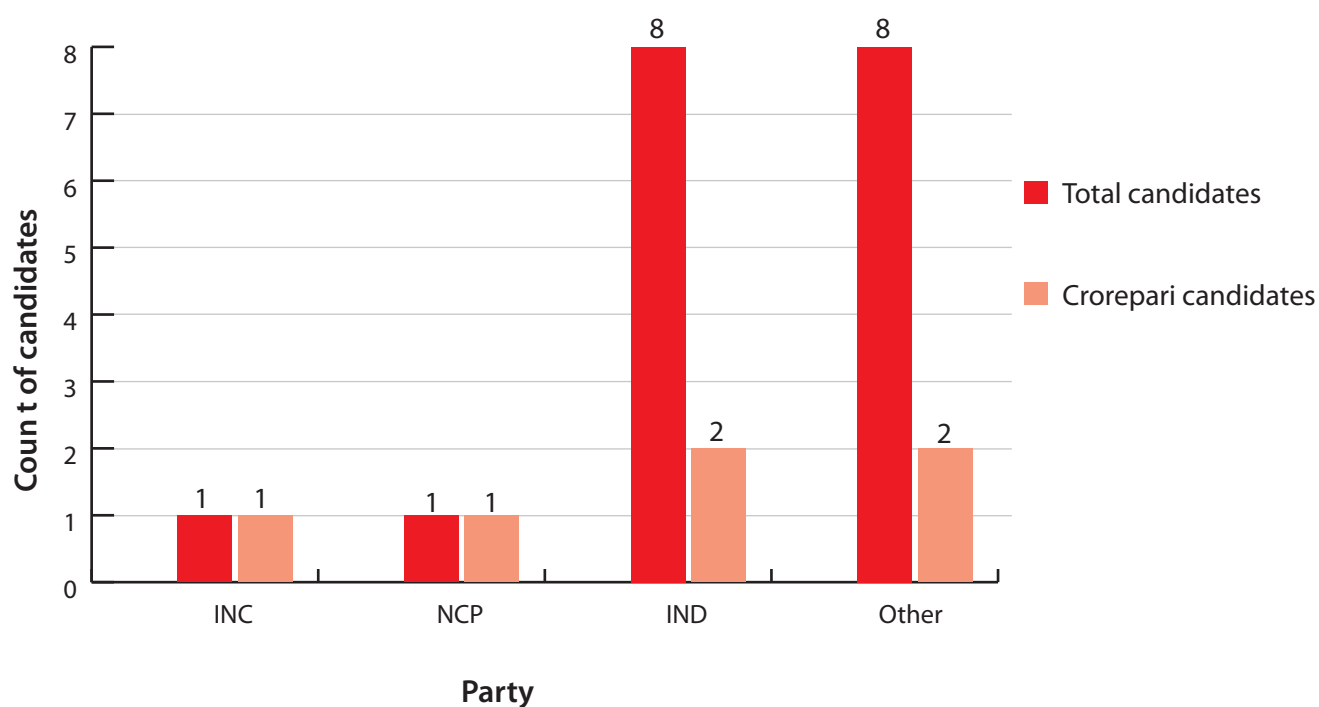
## Analysis based on assets – for candidates

Out of 18 candidates contested in Lok Sabha 2009 from Goa, 6 (33%) were crorepatis.

**Table: Crorepati candidates- party wise break up**

Party	Total candidates analysed	Crorepati candidates	Percentage of crorepati cadidates
INC	1	1	100%
NCP	1	1	100%
IND	8	2	25%
Other parties	8	2	25%
Total	18	6	33%

**Figure: Crorepati candidates from major parties**



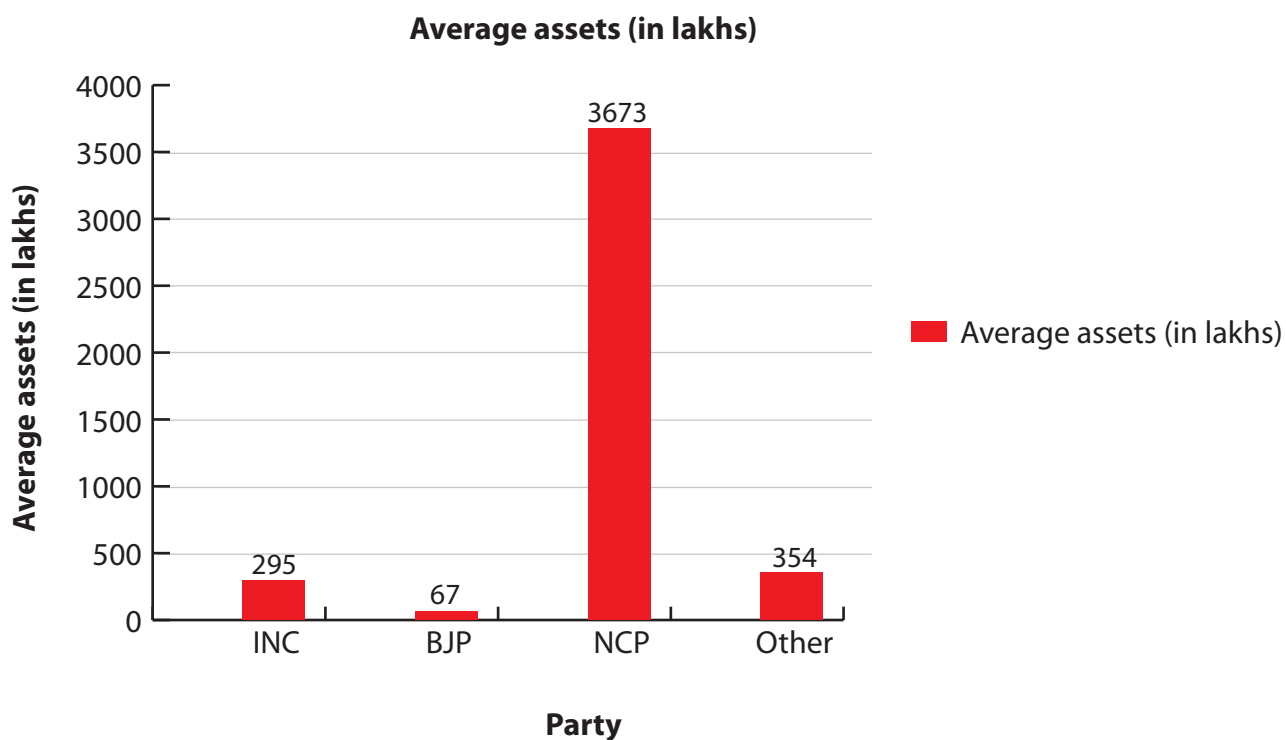
## Average assets for Candidates

For candidates of INC average assets were approx Rs 2.94 crores. These were approx 66 Lakhs for BJP candidates. Detailed list is given below.

**Table: Average assets for candidates Party wise**

Party	Average Assets	Candidate Count
INC	Rs 2,94,73,470 ~ 2 Cror+	1
BJP	Rs 66,90,543 ~ 66 Lacs+	2
NCP	Rs 36,73,13,407 ~ 36 Cror+	1
Other parties	Rs 3,54,21,047 ~ 3 Cror+	14

**Figure: Average assets (in lakhs) for candidates of major parties**



## Crorepati candidates

Given below is the list of crorepati candidates from Goa who contested in Lok Sabha 2009 elections

**Table: Crorepati Candidates in Goa**

S No	Name	State	Con-stitu-ency	Party	Movable Assets (Rs)	Immovable Assets (Rs)	Total Assets (Rs)	PAN Given	Won/ Lost
1	DIAS JAWAHAR	GOA	South Goa	IND	8,65,240	41,83,75,000	41,92,40,240 41 Cror+	Y	Lost
2	JITENDRA RA-GHURAJ DESH-PRABHU	GOA	North Goa	NCP	11,13,13,407	25,60,00,000	36,73,13,407 36 Cror+	Y	Lost
3	MATANHY SAL-DANHA	GOA	South Goa	UGDP	12,00,000	3,51,70,000	3,63,70,000 3 Cror+	Y	Lost
4	COSME FRANCISCO CAITANO SARDIN-HA	GOA	South Goa	INC	89,91,400	2,04,82,070	2,94,73,470 2 Cror+	Y	Won
5	SALUNKE SMITA PRAVEEN	GOA	South Goa	IND	37,74,006	74,50,749	1,12,24,755 1 Cror+	Y	Lost
6	RAUT PANDURANG DATTARAM	GOA	North Goa	MAG	26,14,388	85,78,367	1,11,92,755 1 Cror+	Y	Lost

## Analysis based on assets- for MPs

Out of 2MPs in Lok Sabha 2009 from Goa, 1 MP is crorepati. In Lok Sabha 2004 none of the MPs were crorepati. The average asset of a MP in Lok Sabha 2004 was Rs 66 Lakhs which rose to Rs 1.97 cr in Lok Sabha 2009. Between 2004 & 2009 there has been an average asset increase of 1.31 cr for MPs in Goa.

**Table: Comparison Lok Sabha 2004 and Lok Sabha 2009 based on assets**

	In Lok Sabha 2004	In Lok Sabha 2009	Increase
Number of crorepatitis	0	1	1
Average Asset of a MP (Rs in lakhs)	Rs 66 Lakhs	Rs 197 Lakhs	Rs 131 Lakhs

## **Chances of winning based on assets**

As can be seen from the table, the higher the assets the more are the chances of winning of a candidate. Both the winning candidates from Goa fall in the high (50 lakhs to 5 cr) category of value of assets.

**Table: Chances of winning based on assets**

<b>Value of assets</b>	<b>No of candidates</b>	<b>No of MPs</b>	<b>% of MPs</b>
High (50 lakhs to 5 cr)	6	2	33%
Medium (50 lakhs to 10 lakhs)	3	0	0%
Low (less than 10 lakhs)	7	0	0%

## **Crorepati MPs- Party wise break up**

There is one crorepati MP in Goa in Lok Sabha 2009.

**Table: Crorepati MPs- party wise break up of**

<b>Party</b>	<b>Total candidates analysed</b>	<b>Total crorepati candidates</b>	<b>Total MPs</b>	<b>Total crorepati MPs</b>
INC	1	1	1	1



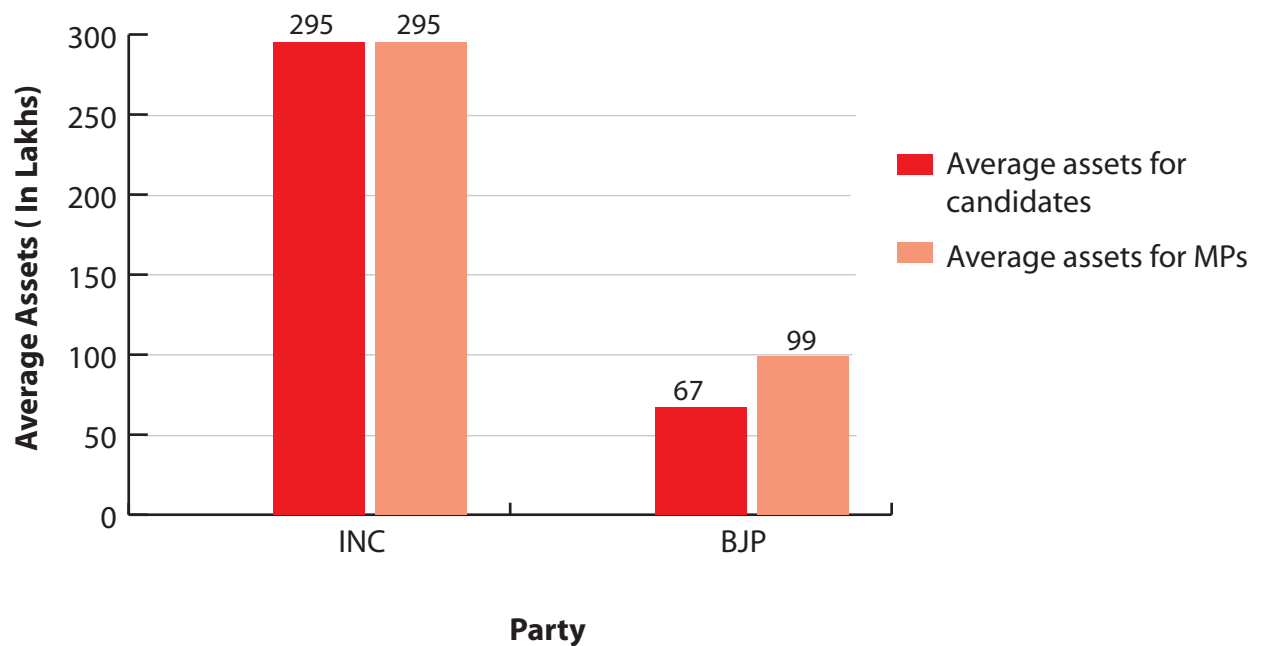
## Average assets per MP for major parties

Average asset of a MP from INC is Rs 2.94 crores, for BJP it is Rs 98.97 Lakhs.

**Table: Average assets for MPs**

Party	No of candidates	Average assets for candidates	No of MPs	Average assets for MPs
INC	1	Rs 2,94,73,470 ~ 2 Cror+	1	Rs 2,94,73,470 ~ 2 Cror+
BJP	2	Rs 66,90,543 ~ 66 Lacs+	1	Rs 98,97,462 ~ 98 Lacs+

**Figure: Comparison average assets for candidates & MPs in Lok Sabha 2009**



## Asset details of MPs from Goa

The table given below gives details of assets of both the MPs from Goa.

**Table: Asset details of MPs in Goa**

S. No.	Name	Constituency	Party	Total Assets (Rs)	Movable Assets (Rs)	Immovable Assets (Rs)	Liabilities (Rs.)	PAN Given
1	COSME FRANCISCO CAITANO SARDINHA	South Goa	INC	2,94,73,470 2 Cror+	89,91,400 89 Lacs+	2,04,82,070 2 Cror+	4,43,500 4 Lacs+	Y
2	SHRIPAD YESSO NAIK	North Goa	BJP	98,97,462 98 Lacs+	44,47,462 44 Lacs+	54,50,000 54 Lacs+	9,12,582 9 Lacs+	Y

## Female representation in Lok Sabha 2009 elections

Only 2 women candidates out of 18 total candidates contested in Lok Sabha 2009 election from Goa & none of them made it to parliament.



# Gujarat

## Lok Sabha 2009 Elections

# CONTENTS

Executive summary for candidates & MPs .....	395
Voting and Winning Trend .....	397
Analysis based on pending criminal cases .....	399
Pending criminal cases- analysis for candidates .....	399
Party wise break up for candidates with pending criminal cases .....	399
Serious crimes distribution for candidates– Party wise .....	401
Details for candidates based on pending criminal cases .....	403
Pending criminal cases analysis for MPs .....	405
Party wise break up for MPs with pending criminal cases .....	406
Party wise comparison of pending criminal cases on MPs in LS 2004 vs. LS 2009 .....	407
Party wise break up for MPs with serious pending criminal cases .....	408
Top 5 MPs with most serious pending criminal cases .....	409
Analysis based on assets .....	410
Analysis based on assets – for candidates .....	410
Average assets for candidates .....	411
Top 20 crorepati candidates .....	412
Analysis based on assets- for MPs .....	414
Chances of winning based on assets .....	415
Crorepati MPs- Party wise break up .....	415
Average assets per MP for major parties .....	416
Asset position in constituency among candidates and chances of winning .....	417
Details of top 20 MPs based on maximum assets .....	418
Female representation in Lok Sabha 2009 elections .....	420
Full Asset and pending criminal cases details .....	421
Assets for all MPs from Gujarat in Lok Sabha 2009 .....	421
Full details of pending criminal cases on MPs from Gujarat .....	424

# Gujarat Election Watch\*

## Lok Sabha elections 2009

Lok Sabha 2009 elections were held in a single phase in Gujarat on April 30, 2009. This chapter includes the analysis of voting trend, criminalization, money power, gender, etc in these elections. Information provided by ECI and details from the affidavits filed by the contesting candidates have been used for above analysis.

### **Growth of political parties**

In Lok Sabha 2004, 14 parties contested elections which rose to 32 parties in Lok Sabha 2009 elections. This reflects a rise of 120 % in the number of parties from Lok Sabha 2004 elections to Lok Sabha 2009 elections.

### **Growth in number of candidates**

In Lok Sabha 2004 Elections, the total number of candidates contesting elections for 26 seats in the State was 162, which rose to 359 in the 2009 elections. The state witnessed an increase in number of candidates by 197 or 122%.

## **Executive summary for candidates and MPs**

### **Summary for candidates**

- Affidavits of all 359 contesting elections were analysed by Gujarat Election Watch for Lok Sabha 2009 elections.
- Out of these 359 candidates, 69 candidates or 19.22% declared pending criminal cases against them. Out of the total 26 candidates of BJP, 11(42.31%) had pending criminal cases. 10 candidates of INC out of 26 (38.46%) and 24 of the 174 independent candidates had pending criminal cases against them.
- Out of these 69 candidates with pending criminal cases, 34 had pending serious criminal cases against them. BJP had 7 & INC had 5 candidates with pending serious criminal cases against them.
- There were 96 IPC charges of serious nature which included murder, kidnapping, theft, robbery, dacoity and financial crimes related to cheating and forgery.
- There were total 16 Red Alert constituencies where 3 or more contesting candidates had pending criminal cases against them. Junagadh had 6 candidates with pending criminal cases followed by Navsari with 5 candidates having pending criminal cases against them.
- A total of 47 candidates out of 359 i.e. 13.09 % were crorepatis.
- A total of 4 candidates declared zero assets.
- Among major parties, the average asset per candidate for INC was Rs. 2.27 crores, BJP was Rs 2.32 crores and BSP was 0.25 crores.

\*This chapter would not have been possible without the efforts of several volunteers, groups and organizations from the state. ADR and NEW especially acknowledge with gratitude the efforts of Mr. Manoj Thaker, Mr. Anand Padh, Mr. Bhavesh Patel and Mr. Pankaj Meria.

This volume is dedicated to all who were part of the Election Watch.

- 56.8% of candidates (204 of 359) had not furnished PAN card details.
- Number of women candidates was just 26 (7%) as compared to 333 of men (93%).
- About 32% candidates (115 of 359) were graduates & above.
- Total voting in the state was 47%. BJP secured 46.52 % of the total votes polled and INC got 43.38% of the votes polled.

## **Summary for MPs**

- Out of 26 MPs, 11 (42.31%) have pending criminal cases against them. In 2004 Lok Sabha, only 6 MPs had pending criminal cases against them.
- Out of these 11 MPs with pending criminal cases, there are pending serious criminal cases against 7 (28%) MPs. Contrasting this with 2004 Lok Sabha, only 4 MPs had serious pending criminal cases.
- The number of crorepati MPs has increased from 6 in Lok Sabha 2004 to 12 in current Lok Sabha (increase by 100%).
- The number of MPs with pending criminal cases from Gujarat in Lok Sabha has increased from 6 to 11 (83%). The number of total pending criminal cases has increased by an alarming 338% from 8 to 35.
- All 26 MPs were either from BJP or INC. 15 candidates of BJP and 11 candidates of INC won.
- The average assets for MP in Lok Sabha 2009 of BJP were 2.61 crores and for MP of INC it was 1.36 crores.
- Average asset for a MP from Gujarat were Rs2.08 crores.
- Out of 26 women candidates, only 4 managed to win. Hence only 15% of MPs from Gujarat in current Lok Sabha are women.

# Voting and winning trend

## Voting analysis

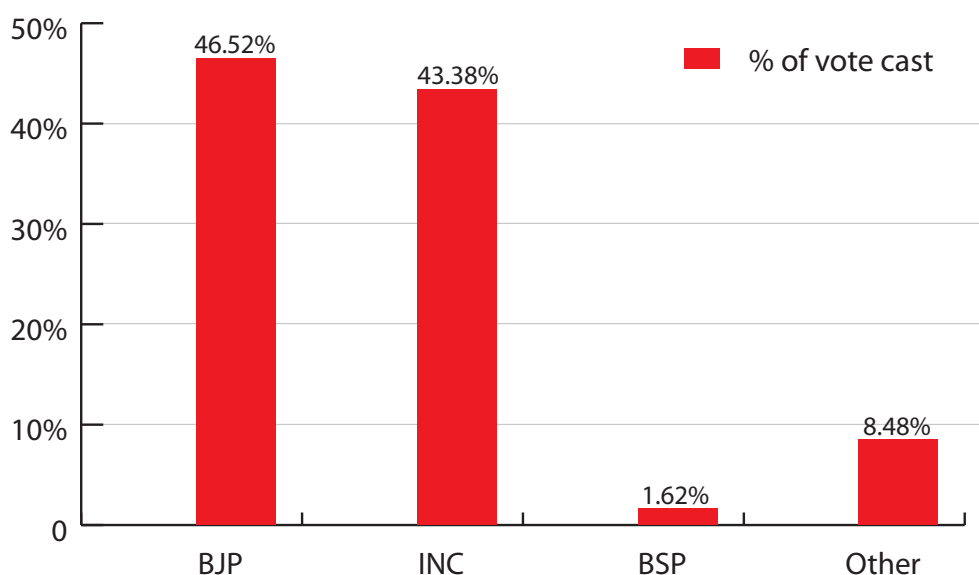
Total voting in the state was 47%. BJP secured 46.52 % of the total votes polled and only 22.28% of the registered voters. INC managed to get 43.38% of the votes cast and 20.78% registered voters. About 90% of the votes cast went in favor of either BJP or INC. Other political parties and independent candidates did not receive a sizable amount of votes cast. The total electorate in Gujarat was 3,64,84,290 and the total votes cast were 1,74,72,825.

**Table: % of votes polled**

Party	Total votes cast for the party	% of votes cast	% of total registered voters
Bhartiya Janta Party (BJP)	81,28,878	46.52%	22%
Indian National Congress (INC)	75,79,839	43.38%	21%
Bahujan Samaj Party (BSP)	2,82,762	1.62%	1%
Others	14,81,346	8.48%	4%

Further break-up is given in the table:

**Figure: Per cent of votes cast in Gujarat: party-wise**





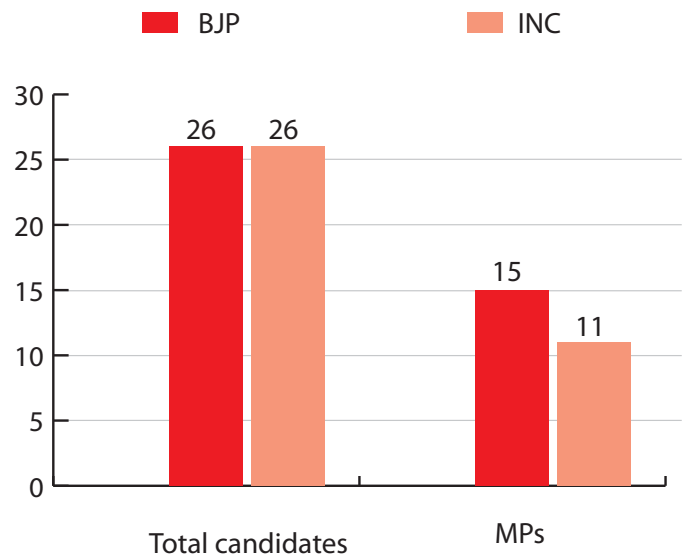
# Candidates vs MPs

Gujarat has 26 parliamentary constituencies. Maximum numbers of MPs (15) are from BJP followed by 11 of INC. The breakup of MPs as compared to total candidates from the party are-

Table: Candidates & MPs

Party	Total candidates	MPs
BJP	26	15
INC	26	11
Total	-	26

Figure : Candidates vs MPs- party wise



# Analysis based on pending criminal cases

## Pending criminal cases- analysis for candidates

Total 359 affidavits were analysed by Gujarat Election Watch for Lok Sabha 2009 elections. Out of these 359 candidates, 69 candidates or 19.22% declared pending criminal cases against them. Out of these 69 candidates, 34 candidates had serious criminal cases pending like murder, attempt to murder, kidnapping, robbery, extortion etc.

## Party wise break up for candidates with pending criminal cases

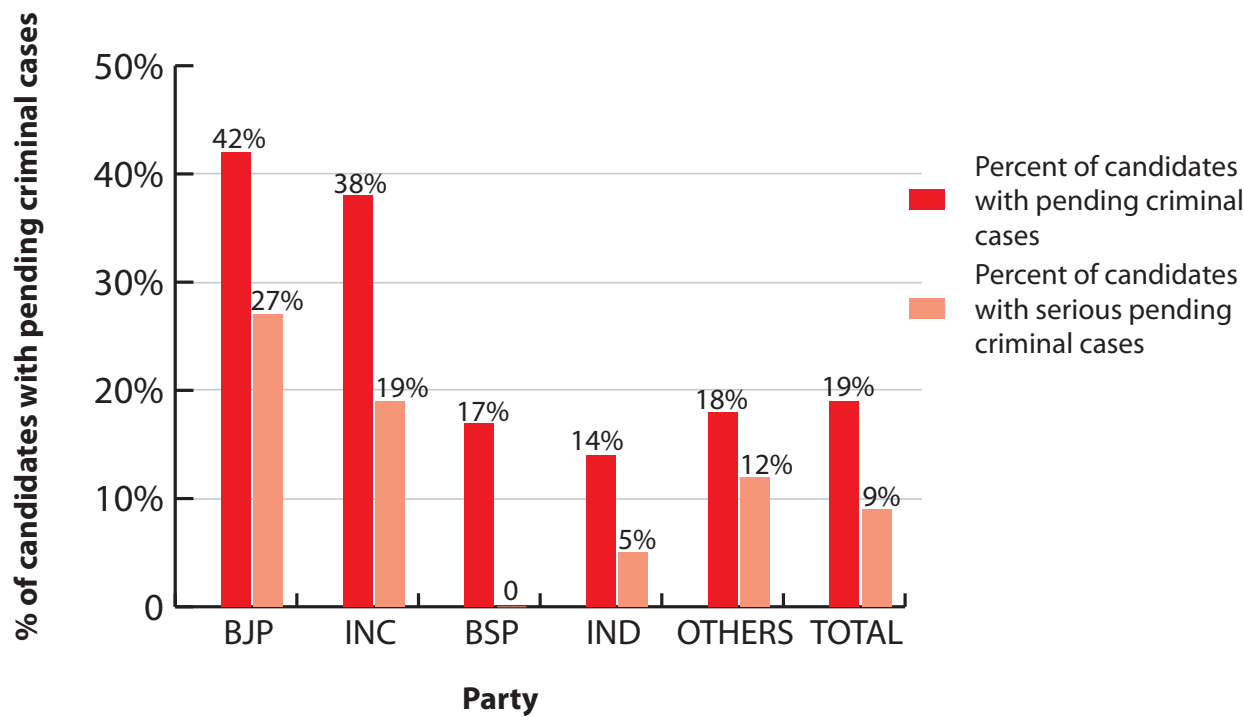
Total 69 candidates contesting elections from Gujarat had pending criminal cases against them. Out of the total 26 candidates of BJP, 11 had pending criminal cases. 10 out of 26 candidates of INC and 24 out of 174 independent candidates had pending criminal cases against them.

Out of these 69 candidates with pending criminal cases, 34 had serious criminal cases pending against them. These serious cases include murder and related charges, kidnapping, extortion, dacoity, theft, robbery etc. The break up is given in the table below.

**Table: Candidates with pending criminal cases and serious pending criminal cases- party wise break up**

Party	Total candidates analysed	Candidates with pending criminal cases	Percent of candidates with pending criminal cases	Number of candidates with pending serious criminal cases	Percent of candidates with pending serious criminal cases
BJP	26	11	42%	7	27%
INC	26	10	38%	5	19%
BSP	24	4	17%	0	0
IND	174	24	14%	9	5%
OTHERS	109	20	18%	13	12%
Total	359	69	19%	34	9%

**Figure: Comparison of pending criminal cases and serious pending criminal cases for candidates of main parties from Gujarat.**



## Serious crimes distribution – for candidates - party wise

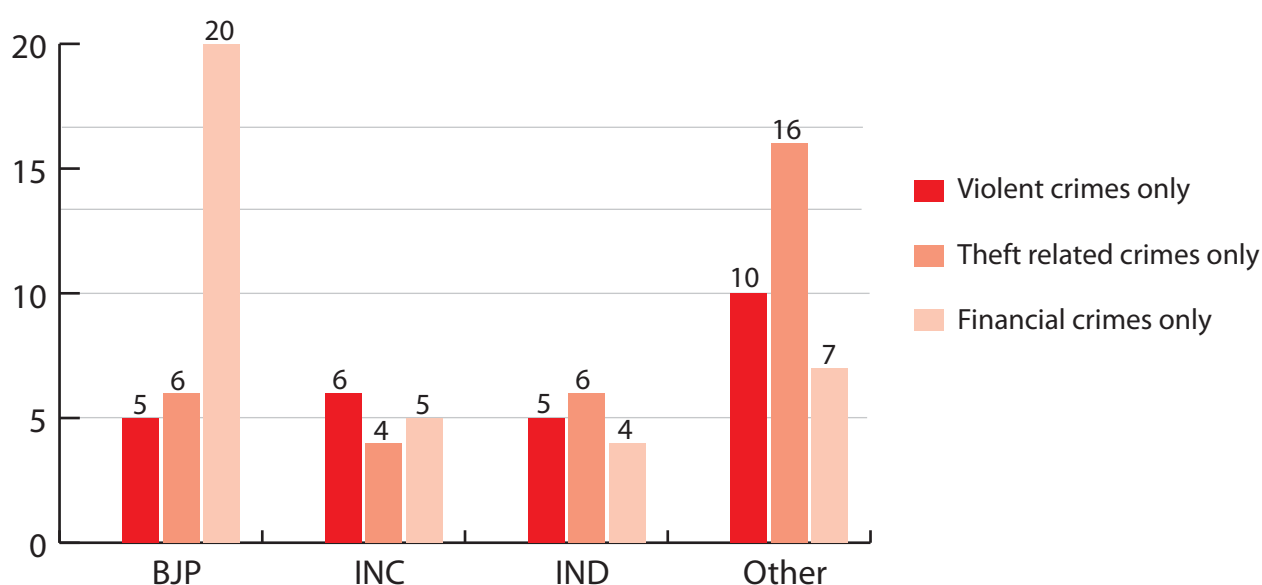
The table below shows the breakup of serious IPC sections for candidates of major parties. Serious crimes have been distributed in categories of violent crimes, theft related crimes, financial crimes and other serious crimes.

**Table: Serious IPC section break up for candidates of major parties**

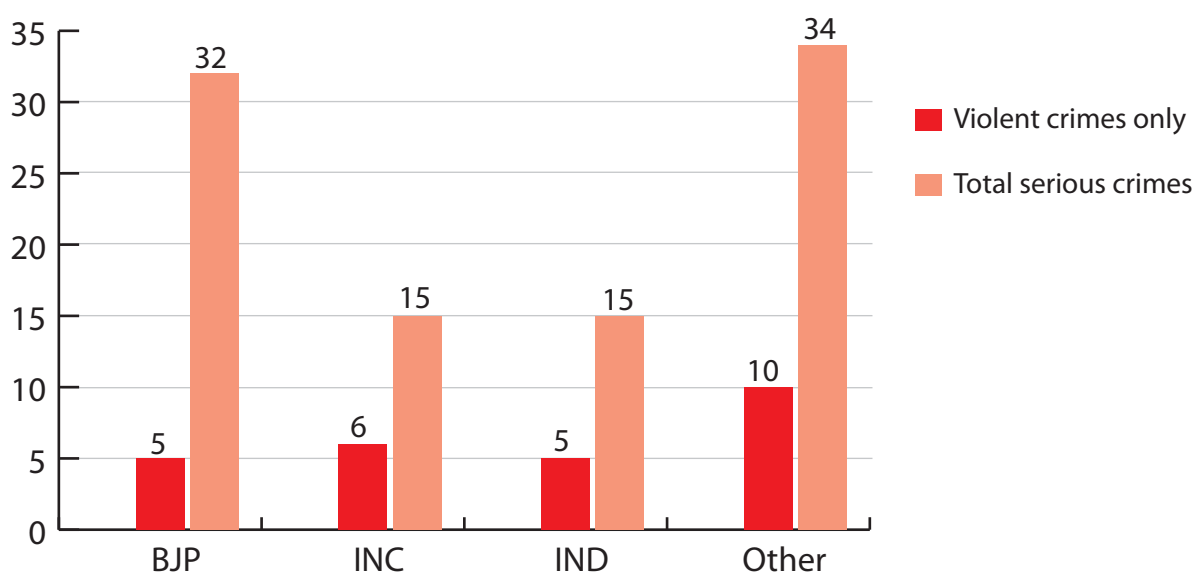
IPC/Party	IPC Description	BJP	INC	IND	Others	Total for major parties
<b>VIOLENT CRIMES</b>						
300 302 303 304 304A 304B 305 306	Murder & related	1	2	0	2	5
307	Attempt to murder	1	1	0	0	2
321322 323 324 325 326	Voluntarily causing hurt by dangerous weapons or means	3	3	4	6	16
359 360 361 362 363 363A 364 364A 365 366 366A 366B 367 368 369	kidnapping	0	0	1	2	3
<b>Total Violent Crimes</b>		<b>5</b>	<b>6</b>	<b>5</b>	<b>10</b>	<b>26</b>
<b>ROBBERY, EXTORTION, THEFT, CHEATING ETC</b>						
378 379 380 381 382	theft related	0	0	4	8	12
383 384 385 386 387 388 389	extortion	0	0	1	1	2
390 391 392 393 394	robbery related	0	0	1	1	2
395 396 397 398 399 400 401 402	dacoity related	0	3	0	1	4
411 412 415 417 418 419 420	Cheating and dishonesty , stolen property	6	1	0	5	12
<b>Total Theft related crimes</b>		<b>6</b>	<b>4</b>	<b>6</b>	<b>16</b>	<b>32</b>
<b>FINANCIAL FRAUD ETC</b>						
463 465 466 467 468 469 470 471	forgery	20	5	4	7	36
<b>Total Financial crimes</b>		<b>20</b>	<b>5</b>	<b>4</b>	<b>7</b>	<b>36</b>

OTHER SERIOUS CRIME						
153A	Promoting enmity between different groups on grounds of religion, race, place of birth, residence, language, etc., and doing acts prejudicial to maintenance of harmony	1	0	0	0	1
294	Obscene acts and songs	0	0	0	1	1
Total Other Serious crimes		1	0	0	1	2
Total for major parties		32	15	15	34	96

**Figure: Serious IPC section break up for candidates of major parties**



**Figure: Comparison total serious crimes vs. total violent crimes (murder, kidnapping etc)- Party wise**



## Details for candidates based on pending criminal cases

The table below lists top 15 candidates with serious pending criminal cases. Chhotubhai Amarsinghbhai Vasava had 4 charges related to murder and kidnapping pending against him. Out of the 15 candidates with most serious pending criminal cases, only 5 won and rest 10 were rejected by the voters. The detailed list is given below.

S No	Name	Constituency	Party	Serious IPC Counts	Total no of cases	IPC counts related to violent crimes like murder, kidnapping, theft, extortion, dacoity & cheating etc	Won/ Lost
1	CHHOTUBHAI AMARSINHBHAI VASAVA	Bharuch	JD(U)	13	13	2 charges related to murder; 2 for kidnapping; 6 charges related to theft; 1 charge related to dacoity with murder	Lost
2	PRABHATSINH PRATAPSIH CHAUHAN	Panchmahal	BJP	10	3	10 charges for forgery and cheating	Won
3	DEEPAKBHAI CHIMANBHAI PATEL	Anand	BJP	7	1	7 charges for forgery and cheating	Lost
4	KUNVARJIBHAI MOHANBHAI BAVALIYA	Rajkot	INC	6	2	1 charge for murder; 5 charges for forgery	Won
5	VITTHALBHAI HANSRAJBHAI RADADIYA	Porbandar	INC	5	16	2 charge related to murder; 3 charges for dacoity	Won
6	CHANDRAKANT RAGHUNATH PATIL	Navsari	BJP	5	6	5 charges related to forgery	Won
7	KANAKSIH MOHANSING MANGROLA	Bharuch	SP	5	4	1 charge for theft; 4 charges related to forgery	Lost
8	BHOLABHAI VALJIBHAI PATEL	Ahmedabad East	NCP	4	3	4 charges related to forgery	Lost
9	LALJIBHAI CHATURBHAI MER	Surendranagar	BJP	4	2	4 charges related to forgery	Lost
10	GOVINDBHAI JIVABHAI DAFDA	Kachchh	IND	4	1	4 charges related to forgery	Lost
11	PRAVINSINH JAGATSIH VASAVA	Bardoli	IND	3	3	1 charge related to kidnapping; 2 charges related to theft and robbery	Lost

S No	Name	Constituency	Party	Serious IPC Counts	Total no of cases	IPC counts related to violent crimes like murder, kidnapping, theft, extortion, dacoity & cheating etc	Won/ Lost
12	HARENDRA-KUMAR RAM-CHANDRA PATHAK	Ahmedabad East	BJP	3	1	3 charges related to murder	Won
13	AMRUTBHAI LAKHUBHAI FOSI	Banaskantha	MJP	3	1	3 charges related to forgery	Lost
14	PRAVINBHAI MEGHJIBHAI DENGDA	Rajkot	IND	2	2	2 charges related to theft	Lost
15	JASUBHAI DHANABHAI BARAD	Junagadh	INC	2	2	2 charges related to murder.	Lost

## Pending criminal cases- analysis for MPs

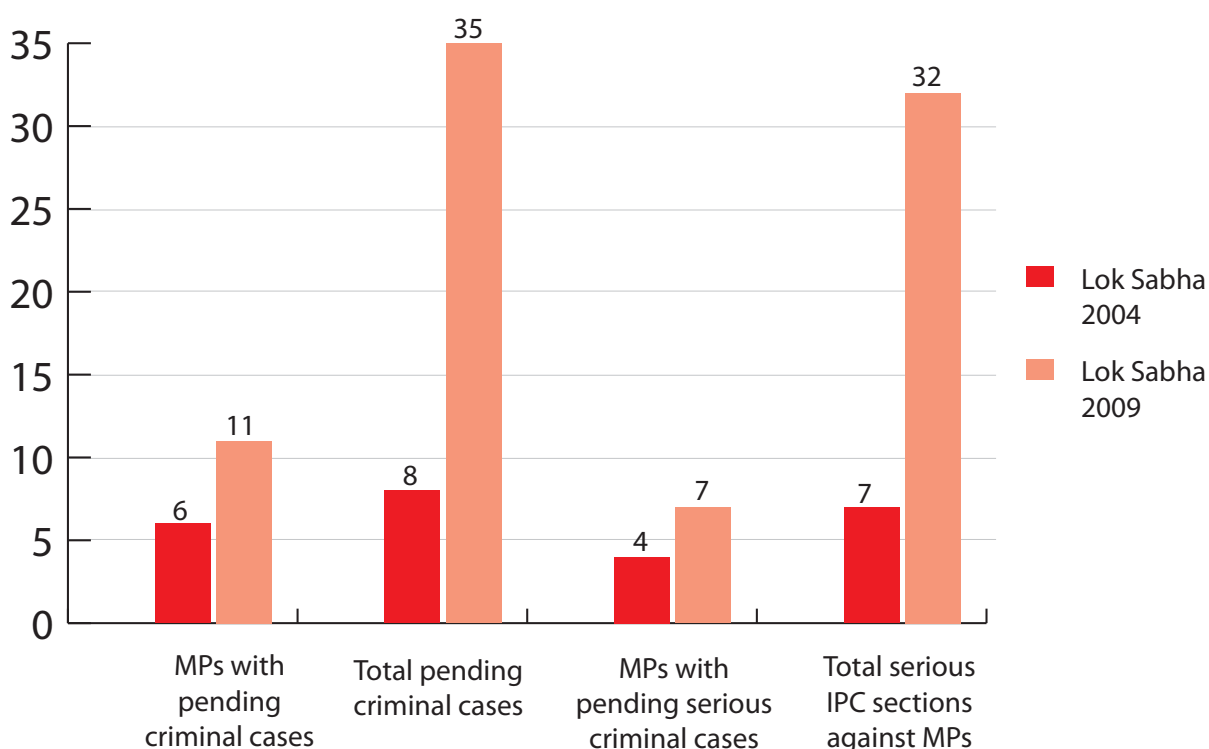
Out of the 26 MPs from Gujarat in Lok Sabha 2009, 11 MPs have pending criminal cases against them. Out of these 11 MPs, there are pending serious criminal cases against 7 MPs. Contrasting this with Lok Sabha 2004, there were only 6 MPs with pending criminal cases and 4 with pending serious criminal cases.

Given below is a comparative analysis for MPs with pending criminal cases elected from Gujarat. The presence of MPs with pending criminal cases from Gujarat in Lok Sabha 2009 has increased by 83%. The number of total pending criminal cases has increased by an alarming 338%.

**Table: Comparison Lok Sabha 2004 & 2009- MPs with pending criminal cases**

	Lok Sabha 2004	Lok Sabha 2009	In-crease	% increase
No. of MPs with pending criminal cases	6	11	5	83%
Total Pending criminal cases	8	35	27	338%
No. of MPs with pending serious criminal cases	4	7	3	75%
Total serious IPC sections against MPs	7	32	25	357%

**Figure: Comparison Lok Sabha 2004 & Lok Sabha 2009- MPs with pending criminal cases**





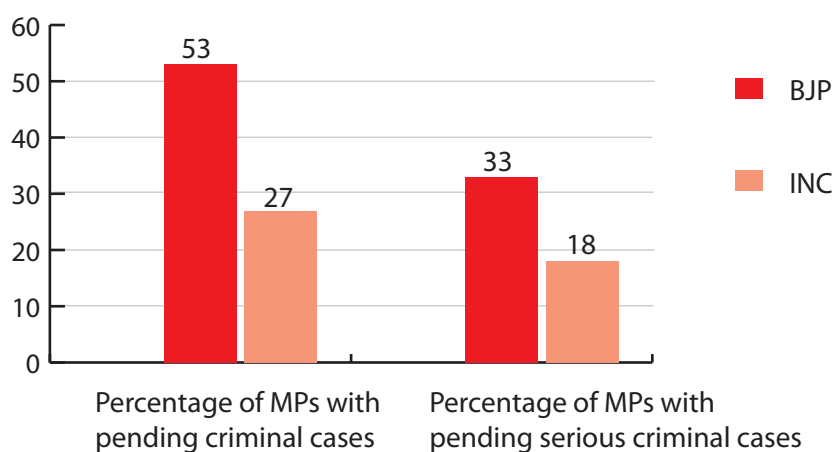
## Party wise break up for MPs with pending criminal cases

Out of total 11 MPs with pending criminal cases, 8 are of BJP and 3 are of INC. The comparison between candidates and MPs is given below.

**Table : MPs with pending criminal cases- party wise**

Party	Total candidates analysed	Total MPs	MPs with pending criminal cases	% of MPs with pending criminal cases	MPs with pending serious criminal cases	% of MPs with pending serious criminal cases
BJP	26	15	8	53%	5	33%
INC	26	11	3	27%	2	18%

**Figure: Percent MPs with pending criminal cases- Party wise**



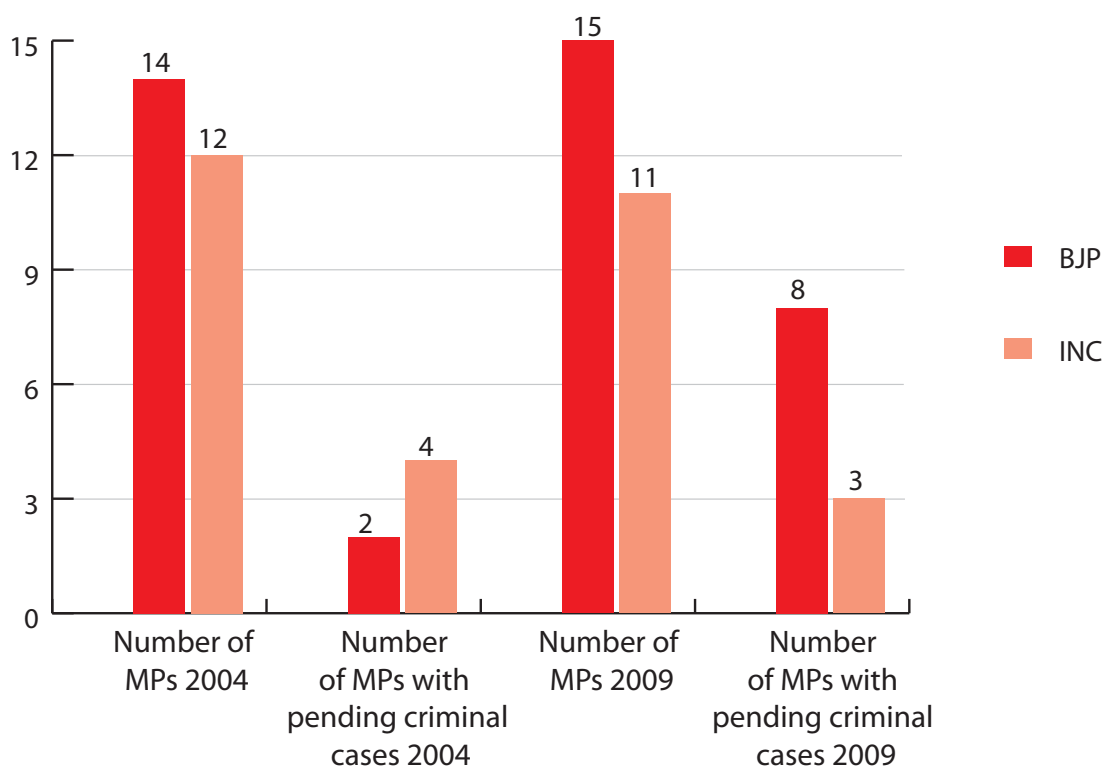
## Party wise comparison of pending criminal cases on MPs in Lok Sabha 2004 & Lok Sabha 2009

The table given below shows the comparison between number of MPs in Lok Sabha 2004 and Lok Sabha 2009 for BJP and INC.

**Table: Comparison Lok Sabha 2004 vs. 2009- MPs with pending criminal cases- party wise**

Party	Lok Sabha 2004			Lok Sabha 2009		
	Number of MPs analysed	Number of MPs with Pending criminal cases	% of MPs with pending criminal cases	Number of MPs analysed	Number of MPs with Pending criminal cases	% of MPs with pending criminal cases
BJP	14	2	14%	15	8	53%
INC	12	4	33%	11	3	27%

**Table: Party wise comparison of pending criminal cases of MPs- Lok Sabha 2004 vs. 2009**



## Party wise break up for MPs with serious pending criminal cases

IPC/Party	IPC Description	BJP	INC	Total for major parties
<b>VIOLENT CRIMES</b>				
300 302 303 304 304A 304B 305 306	Murder & related	2	1	3
307	Attempt to murder	0	1	1
321322 323 324 325 326	Voluntarily causing hurt by dangerous weapons or means	1	3	4
Total Violent Crimes		3	5	8
<b>ROBBERY, EXTORTION, THEFT, CHEATING ETC</b>				
395 396 397 398 399 400 401 402	dacoity related	3	0	3
411 412 415 417 418 419 420	Cheating and dishonesty , stolen property	1	4	5
Total Theft related crimes		4	4	8
<b>FINANCIAL FRAUD ETC</b>				
463 465 466 467 468 469 470 471	forgery	4	11	15
Total Financial crimes		4	11	15
<b>OTHER SERIOUS CRIMES ETC</b>				
153A	Promoting enmity between different groups on grounds of religion, race, place of birth, residence, language, etc., and doing acts prejudicial to maintenance of harmony	1	0	1
Total other serious crime		1	0	1
Total serious crimes		12	20	32

## Top 5 MPs with most serious pending criminal cases

The table below provides information regarding top 5 MPs with most serious pending criminal cases.

S No	Name	Constituency	Party	Age	Seri-ous IPC Counts	Total no of cases in which accused	IPC counts related to violent crimes like murder, kidnapping, theft, extortion and dacoity
1	PRAB-HATSINH PRATAPSINH CHAUHAN	Panchmahal	BJP	67	10	3	6 charges related to forgery , 2 charges related to cheating
2	KUNVARJIBHAI MO-HANBHAI BAVALIYA	Rajkot	INC	54	6	2	1 charge for murder, 4 charges related to forgery, 1 charge of cheating
3	CHANDRA-KANT RA-GHUNATH PATIL	Navsari	BJP	54	5	6	2 charges of cheating, 3 charges related to forgery
4	VITTHALBHAI HANSRAJBHAI RADADIYA	Porbandar	INC	51	5	16	2 charges for murder; 3 charges for dacoity
5	HARENDRA-KUMAR RAM-CHANDRA PATHAK	Ahmedabad East	BJP	62	3	1	3 charges related to murder

# Analysis based on assets

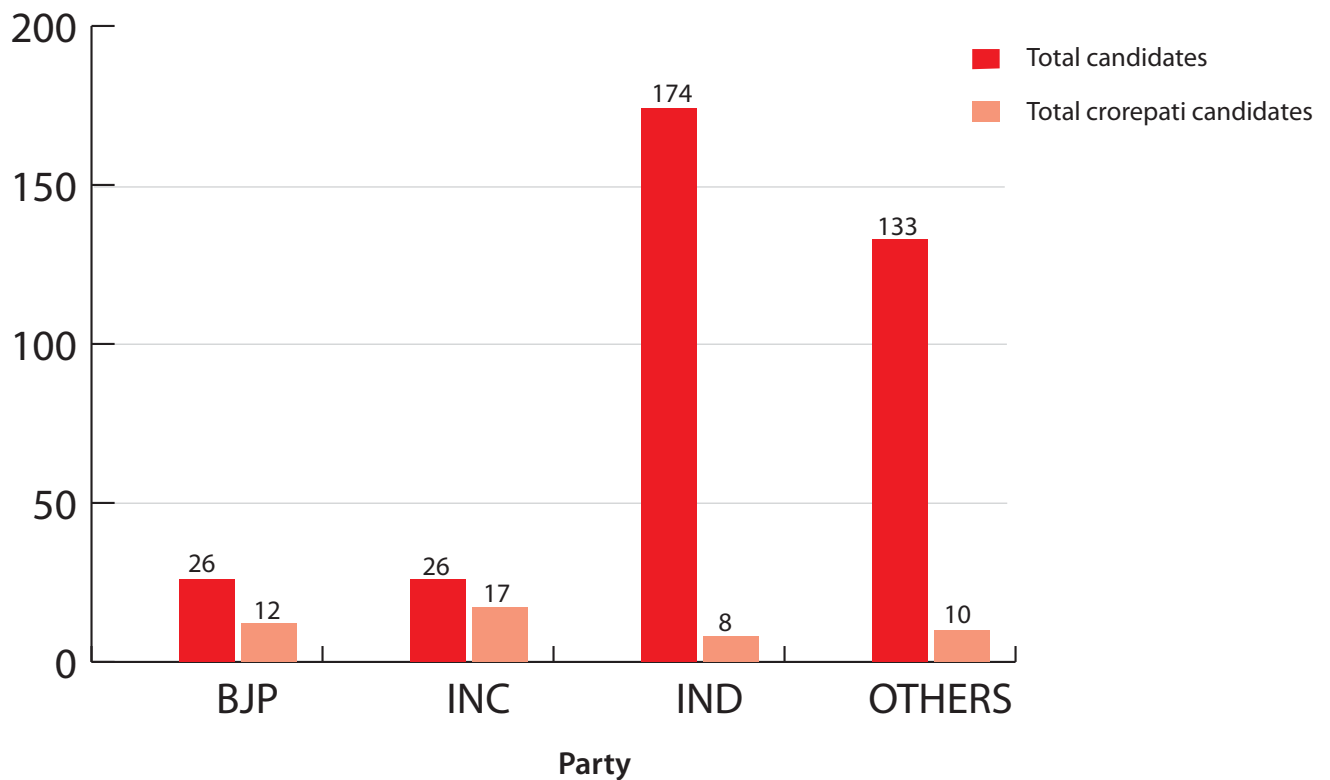
## Analysis based on assets – for candidates

Out of the total 359 candidates, it was observed that 47 candidates, i.e. 13% were crorepati.

**Table: Crorepati candidates- party wise break up**

Party	Total candidates analyzed	Crorepati candidates	Percentage of crorepati candidates
BJP	26	12	46%
INC	26	17	65%
IND	174	8	5%
OTHERS	133	10	8%
Total	359	47	13%

**Figure: Crorepati candidates from major parties**



## Average assets for Candidates - Party wise

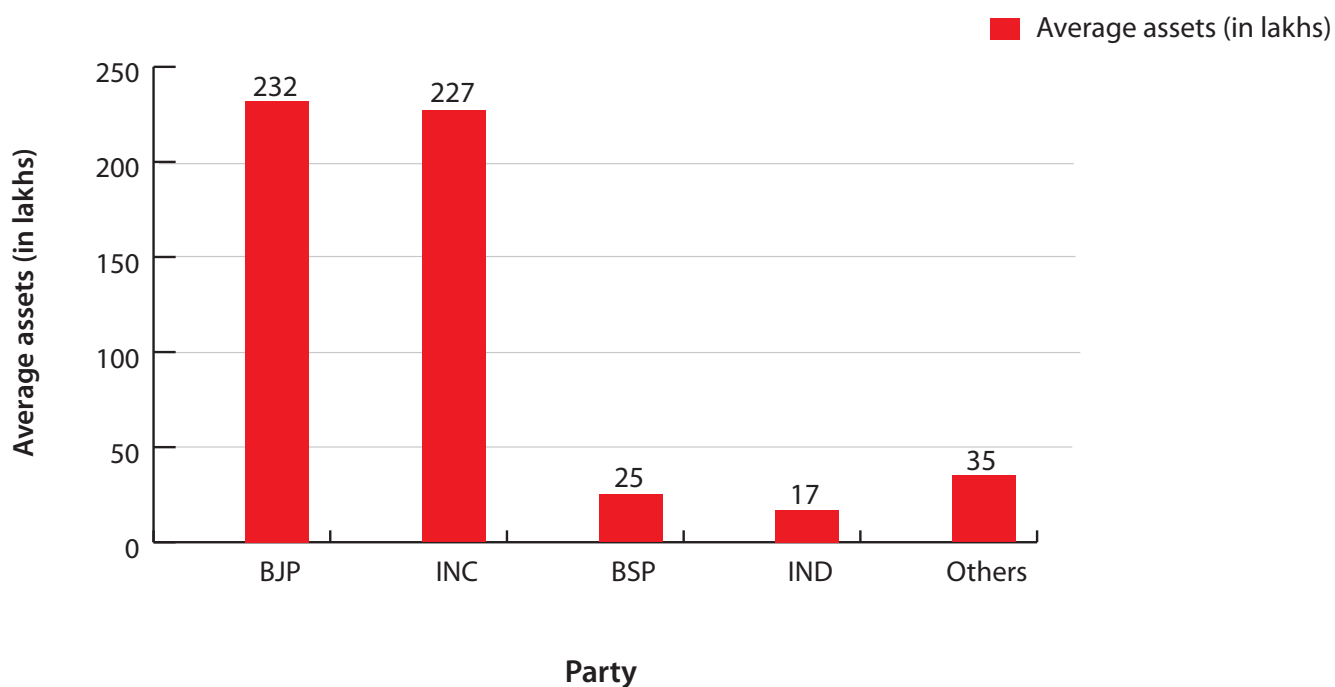
Average assets for candidates of BJP and INC were approximately about Rs. 2 crores. Detailed list is given below:

**Table: Average assets for candidates party wise**

Party	Average Assets	Candidates analyzed
BJP	Rs 2,32,08,746 ~ 2 Cror+	26
INC	Rs 2,27,04,393 ~ 2 Cror+	26
BSP	Rs 25,02,889 ~ 25 Lacs+	24
IND	Rs 17,96,784 ~ 17 Lacs+	174
Others*	Rs 35,54,561 ~ 35 Lacs+	108

\*Others exclude assets of one candidate with asset value of Rs. 5,14,97,27,807 crores.

**Figure: Average assets (in lakhs) for candidates of major parties**



## Top 20 crorepati candidates

Given below is the list of top 20 crorepati candidates who contested Lok Sabha 2009 elections from Gujarat. 4 out of the total 20 won the Lok Sabha 2009 elections.

S No	Name	Constituency	Party	Movable Assets (Rs)	Immovable Assets (Rs)	Total Assets (Rs)	PAN Given	Won/ Lost
1	KHIMJIBHAI HARJIVANBHAI PATADIYA	Surendranagar	KKJHS	2,55,05,57,807	2,59,91,70,000	5,14,97,27,807 514 Cror+	N	LOST
2	CHANDRAKANT RAGHUNATH PATIL	Navsari	BJP	4,68,34,952	19,52,48,745	24,20,83,697 24 Cror+	Y	WON
3	DHANSUKHBHAI BHAGVATIPRASAD RAJPUT	Navsari	INC	31,20,256	12,81,74,200	13,12,94,456 13 Cror+	Y	LOST
4	KIRANBHAI VALJIBHAI BHALODIA	Rajkot	BJP	4,16,71,915	2,86,69,699	7,03,41,614 7 Cror+	Y	LOST
5	JIVABHAI AMBALAL PATEL	Mahesana	INC	5,25,14,000	52,83,000	5,77,97,000 5 Cror+	Y	LOST
6	MALLIKA SARABHAI	Gandhinagar	IND	3,75,67,300	1,75,25,500	5,50,92,800 5 Cror+	Y	LOST
7	NARANBHAI PRAGDASBHAI PATEL	Patan	MJP	2,56,55,494	2,90,43,397	5,46,98,891 5 Cror+	Y	LOST
8	BABUDAS CHHAGANDAS KUBAWAT	Rajkot	ABJS	14,55,000	4,56,00,000	4,70,55,000 4 Cror+	N	LOST
9	DEEPAKBHAI RATILAL BABARIYA	Ahmedabad East	INC	3,24,31,700	1,33,65,000	4,57,96,700 4 Cror+	Y	LOST
10	DHIRUBHAI HARIBHAI GAJERA	Surat	INC	44,72,087	3,84,10,000	4,28,82,087 4 Cror+	Y	LOST
11	MANSUKHBHAI SAMJIBHAI KHACHARIYA	Porbandar	BJP	24,13,798	3,99,46,800	4,23,60,598 4 Cror+	Y	LOST
12	SATYAJITSINH DULIPSINH GAIKWAD	Vadodara	INC	45,39,400	3,50,00,000	3,95,39,400 3 Cror+	Y	LOST
13	DEEPAKBHAI CHIMANBHAI PATEL	Anand	BJP	17,69,907	3,52,00,000	3,69,69,907 3 Cror+	Y	LOST
14	KANAKSINH MOHANSING MANGROLA	Bharuch	SP	24,20,000	3,43,05,000	3,67,25,000 3 Cror+	Y	LOST
15	LALKRISHNA KISHANCHAND ADVANI	Gandhinagar	BJP	1,20,43,172	2,35,00,000	3,55,43,172 3 Cror+	Y	WON

S No	Name	Constitu- ency	Party	Movable Assets (Rs)	Immovable Assets (Rs)	Total Assets (Rs)	PAN Given	Won/ Lost
16	BHARATBHAI MADHAVSINH SOLANKI	Anand	INC	50,08,596	2,59,10,398	3,09,18,994 3 Cror+	Y	WON
17	SURESHKUMAR CHATURDAS PATEL	Gandhinagar	INC	49,24,887	2,44,65,122	2,93,90,009 2 Cror+	Y	LOST
18	NARESHKUMAR BHAGVANBHAI PATEL	Bharuch	MJP	71,75,628	2,09,97,816	2,81,73,444 2 Cror+	Y	LOST
19	KIRITBHAI PREMJIBHAI SOLANKI	Ahmedabad West	BJP	31,22,439	2,30,00,000	2,61,22,439 2 Cror+	Y	WON
20	JASUBHAI DHANABHAI BARAD	Junagadh	INC	76,80,941	1,79,97,417	2,56,78,358 2 Cror+	Y	LOST



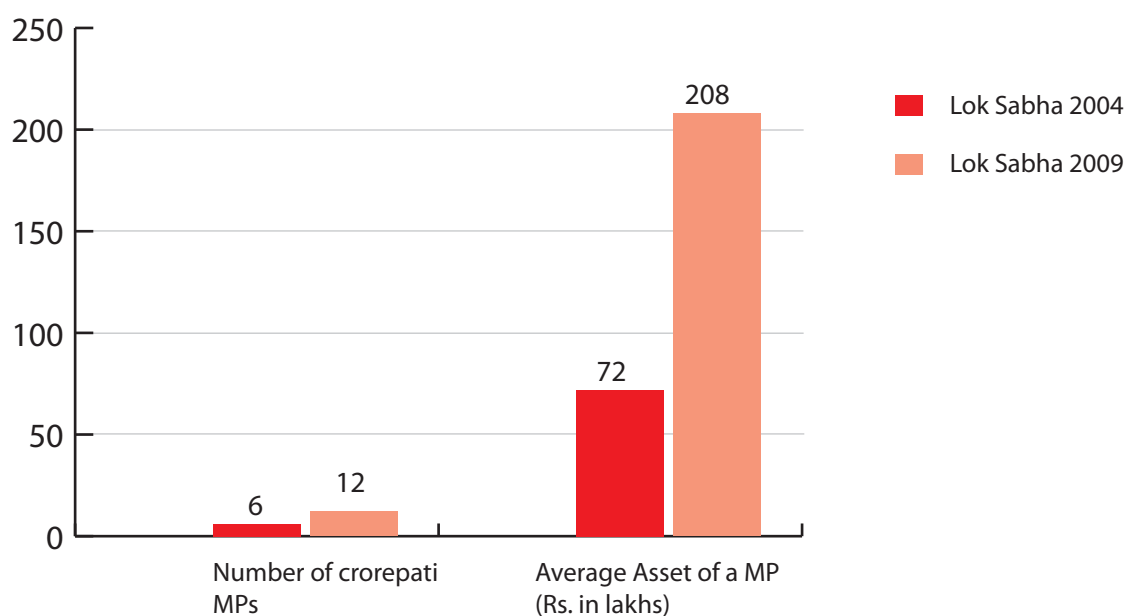
## Analysis based on assets- for MPs

Out of the 26 MPs in Lok Sabha 2009, 12 are crorepatis as compared to 6 crorepati MPs from Lok Sabha 2004, i.e. an increase of 100%. The average asset of a MP in Lok Sabha 2004 was Rs 72 lakhs which rose to Rs 208 lakhs in 2009. Between 2004 & 2009 there has been an average asset increase of 188 % for MPs.

**Table: Comparison Lok Sabha 2004 and 2009 based on assets**

	In Lok Sabha 2004	In Lok Sabha 2009	Increase	% Increase
Number of crorepatis MPs	6	12	6	100%
Average Asset of a MP (Rs in lakhs)	72	208	136	188%

**Figure: Comparison Lok Sabha 2004 and Lok Sabha 2009 based on assets**



## **Chances of winning based on assets**

The table below reflects that higher the assets, higher are the chances of a candidates winning elections

**Table: Chances of winning based on assets**

Value of assets	No of candidates	No of MPs	% of MPs
Very high (5 cr and above)	7	1	14%
High (50 lakhs to 5 cr)	71	17	24%
Medium (50 lakhs to 10 lakhs)	93	7	8%
Low (less than 10 lakhs)	188	1	0.53%

## **Crorepati MPs- Party wise break up**

A total of 40% MPs from BJP and 55% MPs from INC are crorepatis.

**Table: Crorepati MP- party wise break up**

Party	Total Candidates	Total crorepati candidates	Total MPs	Total crorepati MPs	% of crorepati MPs
BJP	26	17	15	6	40%
INC	26	12	11	6	55%
Total	52	29	26	12	46%

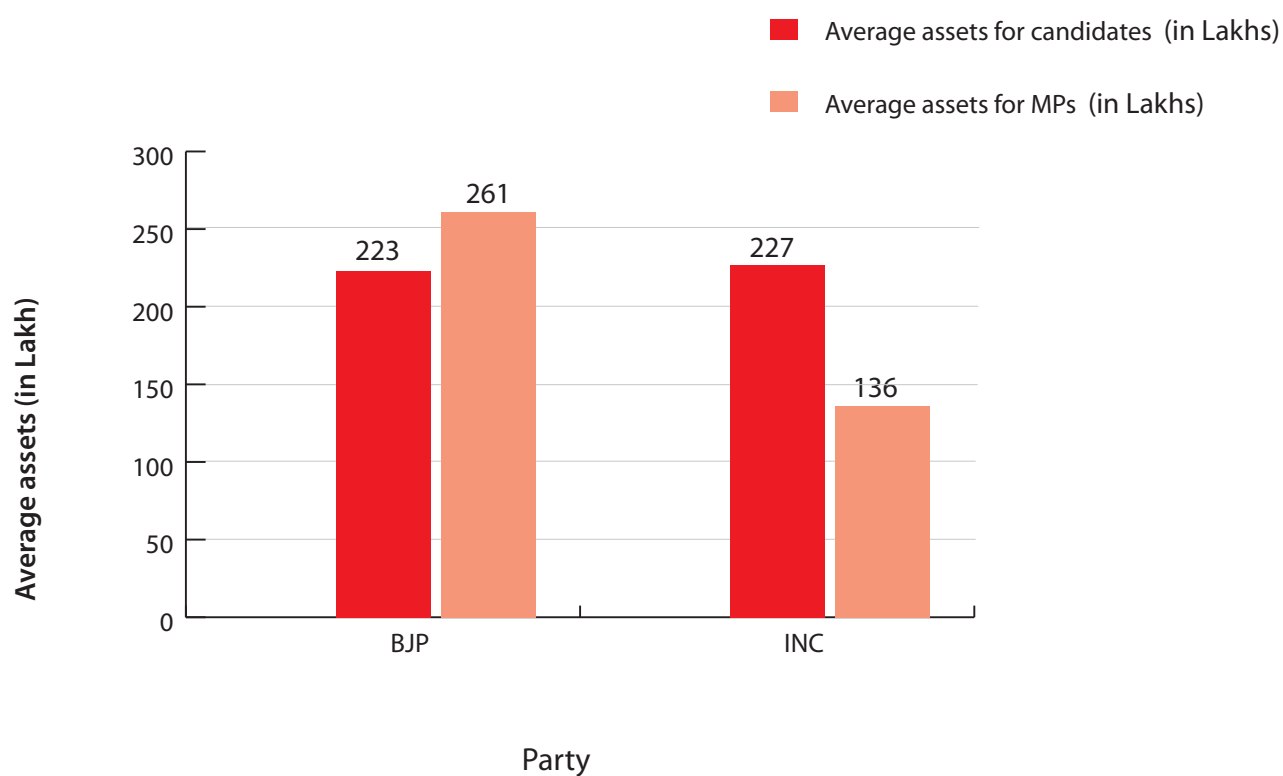
## Average assets per MP for major parties

The average assets for MP of BJP were 2.61 crores and for MP of INC it was 1.36 crores.

**Table: Average assets for winners**

Party	No of candidates	Average assets for candidates	No of MPs	Average assets for MPs
BJP	26	Rs 2,32,08,746 ~ 2 Cror+	15	Rs 2,61,39,660 ~ 2 Cror+
INC	26	Rs 2,27,04,393 ~ 2 Cror+	11	Rs 1,36,35,804 ~ 1 Cror+

**Figure: Comparison average assets for candidates & MPs in Lok Sabha 2009**



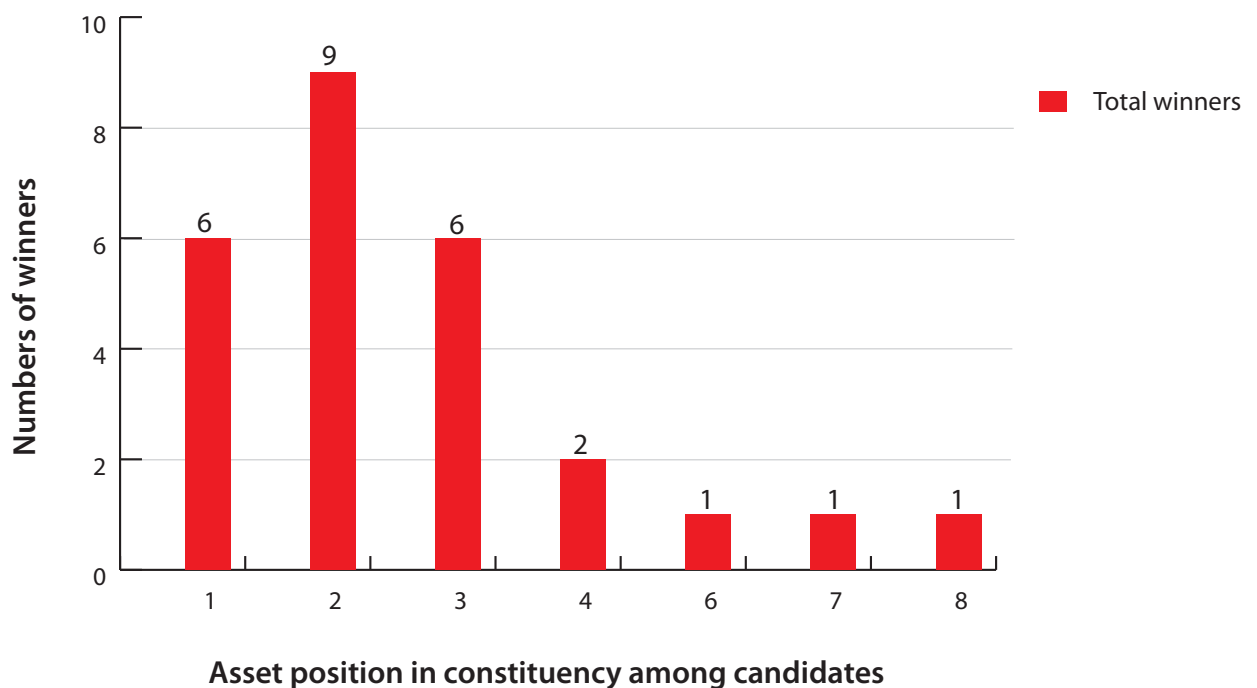
## Asset position in constituency among candidates and chances of winning

The following table gives an analysis of asset position in constituency among candidates (highest asset to lowest asset) and their chances of winning. From 6 constituencies i.e. 23% constituencies, candidates with highest declared assets according to their own self sworn affidavits emerged as MPs. From 9 constituencies, i.e. 35% candidates with second highest declared assets won.

**Table: Position in constituency based on assets and MPs**

Position in constituency based on assets	Total MPs	% of MPs
1	6	23%
2	9	35%
3	6	23%
4	2	8%
6	1	4%
7	1	4%
8	1	4%
Grand Total	26	100%

**Figure: Asset position in constituency among candidates and MPs**



## Details of top 20 MPs based on maximum assets

The table given below is a list of MPs with top 20 highest assets.

S No	Name	Constituency	Party	Movable Assets (Rs)	Immovable Assets (Rs)	Total Assets (Rs)	PAN Given
1	CHANDRA-KANT RAGHUNATH PATIL	Navsari	BJP	4,68,34,952	19,52,48,745	24,20,83,697 24 Cror+	Y
2	LALKRISHNA KISHANCHAND ADVANI	Gandhinagar	BJP	1,20,43,172	2,35,00,000	3,55,43,172 3 Cror+	Y
3	BHARATBHAI MADHAVSINH SOLANKI	Anand	INC	50,08,596	2,59,10,398	3,09,18,994 3 Cror+	Y
4	KIRITBHAI PREMJBHAI SOLANKI	Ahmedabad West	BJP	31,22,439	2,30,00,000	2,61,22,439 2 Cror+	Y
5	DINSHA ZAVARBHAI PATEL	Kheda	INC	2,06,15,019	24,50,000	2,30,65,019 2 Cror+	Y
6	MUKESH BHAIRAVDANJI GADHAVI	Banaskantha	INC	98,74,639	1,10,71,000	2,09,45,639 2 Cror+	Y
7	VITTHALBHAI HANSRAJBHAI RADADIYA	Porbandar	INC	42,82,722	1,63,93,000	2,06,75,722 2 Cror+	Y
8	DINUBHAI BOGHABHAI SOLANKI	Junagadh	BJP	39,38,165	1,55,22,700	1,94,60,865 1 Cror+	Y
9	SOMABHAI GANDABHAI KOLIPATEL	Surendranagar	INC	29,21,718	1,57,14,000	1,86,35,718 1 Cror+	Y
10	VIKRAMBHAI ARJANBHAI MADAM	Jamnagar	INC	20,90,109	1,35,00,000	1,55,90,109 1 Cror+	Y
11	HARENDRA-KUMAR RAM-CHANDRA PATHAK	Ahmedabad East	BJP	78,62,184	56,12,300	1,34,74,484 1 Cror+	Y
12	RAMSINHBHAI PATALBHAI RATHAVA	Chhota Udaipur	BJP	9,44,523	1,01,19,762	1,10,64,285 1 Cror+	Y
13	DARSNABEN VIKRAMBHAI JARDOS	Surat	BJP	17,91,338	72,30,000	90,21,338 90 Lacs+	Y

S No	Name	Constituency	Party	Movable Assets (Rs)	Immovable Assets (Rs)	Total Assets (Rs)	PAN Given
14	MAHENDRAS- INH PRUTHVIS- INH CHAUHAN	Sabarkantha	BJP	36,42,370	52,00,000	88,42,370 88 Lacs+	Y
15	PRABHATSINH PRATAPSINH CHAUHAN	Panchmahal	BJP	11,85,000	60,70,000	72,55,000 72 Lacs+	Y
16	PRABHABEN KISHORESINH TAVIAD	Dahod	INC	12,73,687	55,50,000	68,23,687 68 Lacs+	Y
17	RAJENDRAS- INH GHANSHY- AMSINH RANA	Bhavnagar	BJP	25,08,711	30,00,000	55,08,711 55 Lacs+	Y
18	JAGDISHBHAI MOTIJI THAKO- RE	Patan	INC	10,79,298	39,64,900	50,44,198 50 Lacs+	Y
19	NARANBHAI BHIKHABHAI KACHHADIYA	Amreli	BJP	11,47,283	36,01,000	47,48,283 47 Lacs+	N
20	KUNVARJIBHAI MOHANBHAI BAVALIYA	Rajkot	INC	16,60,852	29,00,000	45,60,852 45 Lacs+	Y

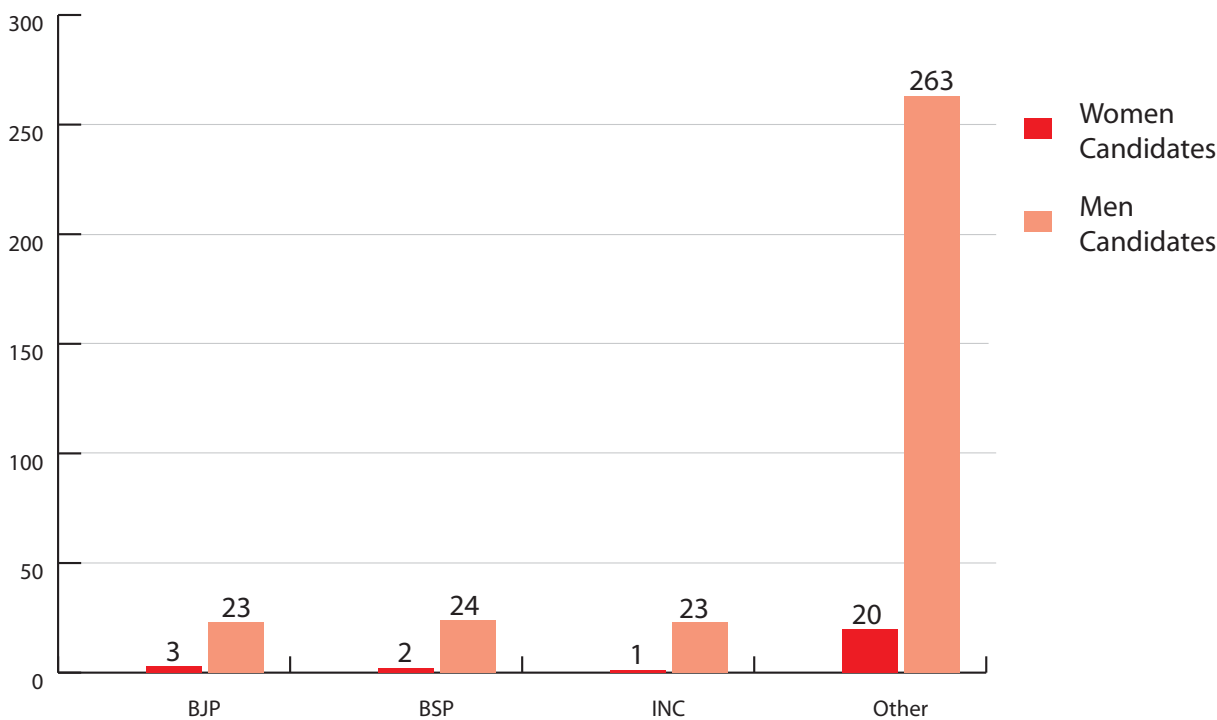
# Female representation in Lok Sabha 2009 elections

Out of 359 candidates, only 26 women candidates or 7% contested elections. 4 out of 26 women candidates emerged as MPs. The party wise break up is given below:

Table: Party wise female representation analysis

	BJP	INC	BSP	Other	TOTAL
<b>Women</b>					
Candidates	3	2	1	20	26
MPs	3	1	0	0	4
% Women candidates	12%	8%	4%	7%	7%
% Women MPs	20%	9%	0%	0%	15%
<b>Men</b>					
Candidates	23	24	23	263	333
MPs	12	10	0	0	22
% Men candidates	88%	92%	96%	93%	93%
% Men MPs	80%	91%	0	0	85%
<b>Total</b>					
Candidates	26	26	24	283	359
MPs	15	11	0	0	26

Figure: Candidate distribution based on gender



# Full Asset and pending criminal cases details

## Assets for all MPs from Gujarat in Lok Sabha 2009

S. No.	Name	Constituency	Party	Total Assets (Rs)	Movable Assets (Rs)	Immovable Assets (Rs)	Liabilities (Rs.)	PAN Given
1	CHANDRAKANT RAGHUNATH PATIL	Navsari	BJP	24,20,83,697 24 Cror+	4,68,34,952 4 Cror+	19,52,48,745 19 Cror+	4,22,08,512 4 Cror+	Y
2	LALKRISHNA KISHANCHAND ADVANI	Gandhinagar	BJP	3,55,43,172 3 Cror+	1,20,43,172 1 Cror+	2,35,00,000 2 Cror+	0	Y
3	BHARATBHAI MADHAVSINH SOLANKI	Anand	INC	3,09,18,994 3 Cror+	50,08,596 50 Lacs+	2,59,10,398 2 Cror+	26,83,993 26 Lacs+	Y
4	KIRITBHAI PREMJI BHAI SOLANKI	Ahmedabad West	BJP	2,61,22,439 2 Cror+	31,22,439 31 Lacs+	2,30,00,000 2 Cror+	7,00,000 7 Lacs+	Y
5	DINSHA ZAVARBHAI PATEL	Kheda	INC	2,30,65,019 2 Cror+	2,06,15,019 2 Cror+	24,50,000 24 Lacs+	34,80,352 34 Lacs+	Y
6	MUKESH BHAI RAVDANJI GADHAVI	Banaskantha	INC	2,09,45,639 2 Cror+	98,74,639 98 Lacs+	1,10,71,000 1 Cror+	0	Y
7	VITTHALBHAI HANSRAJBHAI RADADIYA	Porbandar	INC	2,06,75,722 2 Cror+	42,82,722 42 Lacs+	1,63,93,000 1 Cror+	0	Y
8	DINUBHAI BOGHABHAI SOLANKI	Junagadh	BJP	1,94,60,865 1 Cror+	39,38,165 39 Lacs+	1,55,22,700 1 Cror+	59,45,896 59 Lacs+	Y
9	SOMABHAI GANDABHAI KOLIPATEL	Surendranagar	INC	1,86,35,718 1 Cror+	29,21,718 29 Lacs+	1,57,14,000 1 Cror+	0	Y
10	VIKRAMBHAI ARJANBHAI MADAM	Jamnagar	INC	1,55,90,109 1 Cror+	20,90,109 20 Lacs+	1,35,00,000 1 Cror+	0	Y



S. No.	Name	Constituency	Party	Total Assets (Rs)	Movable Assets (Rs)	Immovable Assets (Rs)	Liabilities (Rs.)	PAN Given
11	HARENDRAKUMAR RAMCHANDRA PATHAK	Ahmedabad East	BJP	1,34,74,484 1 Cror+	78,62,184 78 Lacs+	56,12,300 56 Lacs+	0	Y
12	RAMSINHBHAI PATALBHAI RATHAVA	Chhota Udaipur	BJP	1,10,64,285 1 Cror+	9,44,523 9 Lacs+	1,01,19,762 1 Cror+	66,24,317 66 Lacs+	Y
13	DARSNABEN VIKRAMBHAI JARDOS	Surat	BJP	90,21,338 90 Lacs+	17,91,338 17 Lacs+	72,30,000 72 Lacs+	3,95,000 3 Lacs+	Y
14	MAHENDRASINH PRUTHVISINH CHAUHAN	Sabarkantha	BJP	88,42,370 88 Lacs+	36,42,370 36 Lacs+	52,00,000 52 Lacs+	0	Y
15	PRABHATSINH PRATAPSINH CHAUHAN	Panchmahal	BJP	72,55,000 72 Lacs+	11,85,000 11 Lacs+	60,70,000 60 Lacs+	0	Y
16	PRABHABEN KISHORESINH TAVIAD	Dahod	INC	68,23,687 68 Lacs+	12,73,687 12 Lacs+	55,50,000 55 Lacs+	0	Y
17	RAJENDRASINH GHANSHYAMSINH RANA	Bhavnagar	BJP	55,08,711 55 Lacs+	25,08,711 25 Lacs+	30,00,000 30 Lacs+	0	Y
18	JAGDISHBHAI MOTIJI THAKORE	Patan	INC	50,44,198 50 Lacs+	10,79,298 10 Lacs+	39,64,900 39 Lacs+	11,37,691 11 Lacs+	Y
19	NARANBHAI BHIKHABHAI KACHHADIYA	Amreli	BJP	47,48,283 47 Lacs+	11,47,283 11 Lacs+	36,01,000 36 Lacs+	3,00,000 3 Lacs+	N
20	KUNVARJIBHAI MOHANBHAI BAVALIYA	Rajkot	INC	45,60,852 45 Lacs+	16,60,852 16 Lacs+	29,00,000 29 Lacs+	1,59,471 1 Lacs+	Y

S. No.	Name	Constituency	Party	Total Assets (Rs)	Movable Assets (Rs)	Immovable Assets (Rs)	Liabilities (Rs.)	PAN Given
21	JAYSHREEBEN KANUBHAI PATEL	Mahesana	BJP	33,43,068 33 Lacs+	5,93,068 5 Lacs+	27,50,000 27 Lacs+	2,39,567 2 Lacs+	Y
22	BALKRISHNA KHAN- DERAO SHUKLA	Vadodara	BJP	26,62,058 26 Lacs+	17,30,470 17 Lacs+	9,31,588 9 Lacs+	2,16,512 2 Lacs+	Y
23	MANSUKHBHAI DHANJIBHAI VASAVA	Bharuch	BJP	24,41,000 24 Lacs+	8,41,000 8 Lacs+	16,00,000 16 Lacs+	8,33,462 8 Lacs+	Y
24	TUSHARBHAI AMARSINHBHAI CHAUDHARY	Bardoli	INC	22,13,661 22 Lacs+	13,12,161 13 Lacs+	9,01,500 9 Lacs+	0	Y
25	KISANBHAI VESTAB- HAI PATEL	Valsad	INC	15,20,245 15 Lacs+	15,20,245 15 Lacs+	0	0	Y
26	POONAMBEN VELJIBHAI JAT	Kachchh	BJP	5,24,126 5 Lacs+	38,376 38 Thou+	4,85,750 4 Lacs+	0	N

# Full details of pending criminal cases on MPs from Gujarat

S. No.	Name	State/ Dist	Constitu- ency	Party	Age	Seri- ous IPC Counts	No of Cases in which Ac- cused	No. of Cases in which Con- victed	Total		
1	PRABHATSINH PRATAPSINH CHAUHAN	GUJARAT	Panchma- hal	BJP	67	10	3	0	3		
<div>Cases (Accused)</div> <div>1. IPC Sections - , Other Details - VADODARA ROUND FOREST RANGE POLICE STATION, FIR NO. 5/2001. FOREST ACT SECTION 26(1) F, 41(2) B, 61C. CR. CASE NO. 722/05,</div> <div>2. IPC Sections - 406, 417, 408, 409, 465,467,468,471, 120B, 114 , Other Details - FATEHPURA POLICE STATION, FIR NO. 78/2003,</div> <div>3. IPC Sections - 406, 417, 408, 409, 465, 467,468,471, 120B, 114 , Other Details - FATEH- PURA POLICE STATION, FIR NO. 79/2003,</div>			Serious IPC Frequency Table								
			Serious IPC Sections		Number of Times they appear for this candidate						
			417		2						
			465		2						
			467		2						
			468		2						
			471		2						
			Total		10						
			IPC Section		Description						
			114		Abettor present when offence is committed						
			120B		Punishment of criminal conspir- acy						
			406		criminal breach of trust						
			408		Criminal breach of trust by clerk or servant						
			409		Criminal breach of trust by public servant, or by banker, merchant or agent						
			417		cheating						
			465		forgery						
			467		Forgery of valuable security, will, etc.						
			Cases (Convicted) -----No Cases-----			468		Forgery for purpose of cheating			
						471		Using as genuine a forged docu- ment or electronic record			

S. No.	Name	State/ Dist	Constitu- ency	Party	Age	Seri- ous IPC Counts	No of Cases in which Ac- cused	No. of Cases in which Con- victed	Total
2	KUNVARJIBHAI MOHANBHAI BAVALIYA	GUJARAT	Rajkot	INC	54	6	2	0	2
Cases (Accused)  1. IPC Sections - 420, 465, 467, 468, 471 , Other Details - FIR NO. I-41/2005, VINCHHIYA POLICE STATION, RAJKOT, JUD. MAG. F.C., JASDAN, CASE IS PENDING.  2. IPC Sections - 302, , Other Details - BP ACT 37, 135 AND ARMS ACT 25(1)(1-A), FIR NO. 24/07, VINCHHIYA POLICE STATION, CASE NO. 16779/08, GUJARAT HIGH COURT			Serious IPC Frequency Table						
			Serious IPC Sections			Number of Times they appear for this candidate			
			420			1			
			465			1			
			467			1			
			468			1			
			471			1			
			302			1			
			Total			6			
			IPC Section			Description			
			302			Murder			
			420			Cheating and dishonestly inducing delivery of property			
			465			forgery			
			467			Forgery of valuable security, will, etc.			
			468			Forgery for purpose of cheating			
Cases (Convicted) -----No Cases-----			471			Using as genuine a forged document or electronic record			

S. No.	Name	State/ Dist	Constitu-ency	Party	Age	Seri-ous IPC Counts	No of Cases in which Ac-cused	No. of Cases in which Con-victed	Total
3	VITTHALBHAI HANSRAJBHAI RADADIYA	GUJARAT	Porbandar	INC	51	5	16	0	16
Cases (Accused)  1. IPC Sections - 322, 323, 501, 506(2), 114 , Other Details - 2. IPC Sections - 323, 324, 504, 506(2), 189 , Other Details - 3. IPC Sections - 504, 506(2) , Other Details - 4. IPC Sections - 188 , Other Details - 33(1), (2), (33) Disturbing Public Servant on Duty & B. P. Act 5. IPC Sections - 189, 504, 506(2) , Other Details - 6. IPC Sections - 394, 332, 186, 143, 147, 395, 397, 144, 504, 506(2) , Other Details - 7. IPC Sections - 394, 332, 186, 147, 395, 397, 144, 504, 506(2) , Other Details - 8. IPC Sections - 394, 332, 186, 143, 147, 395, 397, 144, 504, 506(2) , Other Details - 9. IPC Sections - 188 , Other Details - 135 B. P. Act 10. IPC Sections - 188 , Other Details - 135 B. P. Act 11. IPC Sections - 332, 143, 149, 504, 341 , Other Details - 12. IPC Sections - 186, 387, 504, 506(2), 188, 114 , Other Details - 13. IPC Sections - 186, 304, 477, 114 , Other Details - 14. IPC Sections - 504, 506(2), 188 , Other Details - 30 Arms Act 15. IPC Sections - 504, 506(2) , Other Details - 135 B. P. Act 16. IPC Sections - 143, 147, 149, 186, 188 , Other Details -			Serious IPC Frequency Table						
			Serious IPC Sections			Number of Times they appear for this candidate			
			395			3			
			324			1			
			304			1			
			Total			5			
			IPC Section			Description			
			114			Abettor present when offence is committed			
			143			Being member of an unlawful as-sembly			
			144			Joining unlawful assembly armed with deadly weapon			
			147			rioting			
			149			Every member of unlawful assembly guilty of offence committed in pros-ecution of common object			
			186			Obstructing public servant in dis-charge of public functions			
			188			Disobedience to order duly promul-gated by public servant			
			189			Threat of injury to public servant			
			304			culpable homicide not amounting to murder			
			322			Voluntarily causing grievous hurt.			
			323			voluntarily causing hurt			
			324			Voluntarily causing hurt by danger-ous weapons or means			
			332			Voluntarily causing hurt to deter public servant from his duty			
			341			wrongful restraint			

Cases (Convicted) -----No Cases----			387		Putting person in fear of death or of grievous hurt, in order to commit extortion				
			394		Voluntarily causing hurt in committing robbery				
			395		dacoity				
			397		Robbery, or dacoity, with attempt to cause death or grievous hurt				
			477		Fraudulent cancellation, destruction, etc., of will, authority to adopt, or valuable security				
			501		Printing or engraving matter known to be defamatory				
			504		Intentional insult with intent to provoke breach of the peace				
S. No.	Name	State/ Dist	Constituency	Party	Age	Serious IPC Counts	No of Cases in which Accused	No. of Cases in which Convicted	Total
4	CHANDRAKANT RAGHUNATH PATIL	GUJARAT	Navsari	BJP	54	5	6	0	6
Cases (Accused)  1. IPC Sections - 408, 409, 420, 467, 468, 471, 114, 120(B), 34 , Other Details - 2. IPC Sections - 406, 409, 420 , Other Details - FIR NO. : 205/2006, LIBAYAT POLICE STATION, SURAT. 3. IPC Sections - , Other Details - NEGOTIATION INSTRUMENT ACT SECTION 138, 141, CASE NO. : 1618/2002, SURAT COURT 4. IPC Sections - , Other Details - NEGOTIATION INSTRUMENT ACT SECTION 138, CASE NO. : 1032/2003, CRIMINAL COMPLAINT, AHMEDABAD COURT 5. IPC Sections - , Other Details - NEGOTIATION INSTRUMENT ACT SECTION 138, CASE NO. : 1033/2003, CRIMINAL COMPLAINT, AHMEDABAD COURT 6. IPC Sections - , Other Details - TOTAL 100 CASES (CIVIL)OF RECOVERY ARE PENDING UNDER NEGOTIABLE INSTRUMENT ACT AT NAVSARI, SURAT AND AHMEDABAD COURT			Serious IPC Frequency Table						
			Serious IPC Sections		Number of Times they appear for this candidate				
			420		2				
			467		1				
			468		1				
			471		1				
			Total		5				
			IPC Section		Description				
			34		Acts done by several persons in furtherance of common intention				
			114		Abettor present when offence is committed				
			120B		Punishment of criminal conspiracy				
			406		criminal breach of trust				
			408		Criminal breach of trust by clerk or servant				
			409		Criminal breach of trust by public servant, or by banker, merchant or agent				
			420		Cheating and dishonestly inducing delivery of property				

Cases (Convicted) -----No Cases----			467		Forgery of valuable security, will, etc.							
			468		Forgery for purpose of cheating							
			471		Using as genuine a forged document or electronic record							
S. No.	Name	State/ Dist	Constituency	Party	Age	Serious IPC Counts	No of Cases in which Ac-cused	No. of Cases in which Con-victed	Total			
5	HARENDRAKUMAR RAMCHANDRA PATHAK	GUJARAT	Ahmedabad East	BJP	62	3	1	0	1			
Cases (Accused)  1. IPC Sections - 302, 307, 326, 333, 347, 149, 152, 153, 506, 168, 188, 120(B) , Other Details - FIR NO. 82/85, ASTODIA POLICE STATION, SESSION COURT NO. 178/1986, AHMEDABAD, HE HAS BEEN DISCHARGED IN THIS CASE BUT SPECIAL LEAVE APPLICATION FOR THE SAME IS ADMITTED IN THE HON, SUPREME COURT NO. 6207/2006, THIS CASE IS PENDING IN THE SUPREME COURT.			Serious IPC Frequency Table									
			Serious IPC Sections		Number of Times they appear for this candidate							
			302		1							
			307		1							
			326		1							
			Total		3							
			IPC Section		Description							
			120B		Punishment of criminal conspiracy							
			149		Every member of unlawful assembly guilty of offence committed in prosecution of common object							
			152		Assaulting or obstructing public servant when suppressing riot, etc.							
			153		Wantonly giving provocation with intent to cause riot-if rioting be committed-if not committed							
			168		Public servant unlawfully engaging in trade							
			188		Disobedience to order duly promulgated by public servant							
			302		Murder							
			307		Attempt to murder							
			326		Voluntarily causing grievous hurt by dangerous weapons or means							
			Cases (Convicted) -----No Cases----			333		Voluntarily causing grievous hurt to deter public servant from his duty				
						347		Wrongful confinement to extort property, or constrain to illegal act				
						506		criminal intimidation				

S. No.	Name	State/ Dist	Constituency	Party	Age	Serious IPC Counts	No of Cases in which Ac-cused	No. of Cases in which Con-victed	Total
6	DINUBHAI BOGHABHAI SO-LANKI	GUJARAT	Junagadh	BJP	51	2	1	0	1
Cases (Accused)  1. IPC Sections - 143, 147, 148, 149, 325, 324, 323, 504, 506(2) , Other Details - BOMBAY POLICE ACT SECTION 135 FIR NO. I-198/2005,KODINAR POLICE STATION. JUD. MEGISTRATE FIRST CLASS KODINAR, CASE NO. 505/07 CASE IS PENDING			Serious IPC Frequency Table						
			Serious IPC Sections		Number of Times they appear for this candidate				
			325		1				
			324		1				
			Total		2				
			IPC Section		Description				
			143		Being member of an unlawful assembly				
			147		rioting				
			148		Rioting, armed with deadly weapon				
			149		Every member of unlawful assembly guilty of offence committed in prosecution of common object				
			323		voluntarily causing hurt				
Cases (Convicted) -----No Cases-----			324		Voluntarily causing hurt by dangerous weapons or means				
			325		voluntarily causing grievous hurt				
			504		Intentional insult with intent to provoke breach of the peace				
S. No.	Name	State/ Dist	Constituency	Party	Age	Serious IPC Counts	No of Cases in which Ac-cused	No. of Cases in which Con-victed	Total
7	LALKRISHNA KISHANCHAND ADVANI	GUJARAT	Gandhinagar	BJP	81	1	1	0	1
Cases (Accused)  1. IPC Sections - 147, 149, 153A, 153B, 505 , Other Details -			Serious IPC Frequency Table						
			Serious IPC Sections		Number of Times they appear for this candidate				
			153A		1				
			Total		1				
			IPC Section		Description				
			147		rioting				



Cases (Convicted) -----No Cases----			149		Every member of unlawful assembly guilty of offence committed in prosecution of common object				
			153A		Promoting enmity between different groups on grounds of religion, race, place of birth, residence, language, etc., and doing acts prejudicial to maintenance of harmony				
			153B		Imputations, assertions prejudicial to national-integration				
			505		Statements conducing to public mischief				
S. No.	Name	State/ Dist	Constituency	Party	Age	Serious IPC Counts	No of Cases in which Accused	No. of Cases in which Convicted	Total
8	KISANBHAI VESTABHAI PATEL	GUJARAT	Valsad	INC	46	0	2	0	2
Cases (Accused)  1. IPC Sections - 323,147,148,338,504,427 , Other Details - 2. IPC Sections - 186, 323, 504 , Other Details -			IPC Section		Description				
			147		rioting				
			148		Rioting, armed with deadly weapon				
			186		Obstructing public servant in discharge of public functions				
			323		voluntarily causing hurt				
			338		Causing grievous hurt by act endangering life or personal safety of others				
Cases (Convicted) -----No Cases----			427		Mischief causing damage to the amount of fifty rupees				
			504		Intentional insult with intent to provoke breach of the peace				
S. No.	Name	State/ Dist	Constituency	Party	Age	Serious IPC Counts	No of Cases in which Accused	No. of Cases in which Convicted	Total
9	DARSNABEN VIKRAMBHAI JARDOS	GUJARAT	Surat	BJP	48	0	1	0	1
Cases (Accused)  IPC Sections - 188 , Other Details - CASE NO. 36343/2007, 6TH ADDITIONAL SENIOR CIVIL JUDGE & JUDICIAL MAGISTRATE FIRST CLASS COURT			IPC Section		Description				
			188		Disobedience to order duly promulgated by public servant				
Cases (Convicted) -----No Cases----									

S. No.	Name	State/ Dist	Constituency	Party	Age	Serious IPC Counts	No of Cases in which Ac-cused	No. of Cases in which Con-victed	Total
10	POONAMBEN VELJIBHAI JAT	GUJARAT	Kachchh	BJP	37	0	1	0	1
Cases (Accused)  1. IPC Sections - 452, 323, 504, 506(2), 114 , Other Details - FIR NO.:- I-250/2007, GANDHIDHAM DISTRICT POLICE STATION, IN THE COURT OF JUDI. MEGI. FIRST CLASS, GANDHIDHAM, CASE NO. 4340/2007.			IPC Section		Description				
			114		Abettor present when offence is committed				
			323		voluntarily causing hurt				
			452		House-trespass after preparation for hurt, assault or wrongful restraint				
Cases (Convicted) -----No Cases----			504		Intentional insult with intent to provoke breach of the peace				
S. No.	Name	State/ Dist	Constituency	Party	Age	Serious IPC Counts	No of Cases in which Ac-cused	No. of Cases in which Con-victed	Total
11	BALKRISHNA KHANDERAO SHUKLA	GUJARAT	Vadodara	BJP	45	0	1	0	1
Cases (Accused)  1. IPC Sections - 143, 186, 341, 353 , Other Details - FIR NO. 294/1999, FATEHGUNJ POLICE STATION, VADODARA. JUD. MAG. F.C. VADODARA, CASE NO. 32 85			IPC Section		Description				
			143		Being member of an unlawful assembly				
			186		Obstructing public servant in discharge of public functions				
			341		wrongful restraint				
Cases (Convicted) -----No Cases----			353		Assault or criminal force to deter public servant from discharge of his duty				



# Haryana

## Lok Sabha 2009 Elections

# CONTENTS

Executive summary for candidates & MPs.....	435
Voting and winning trend.....	437
Analysis based on pending criminal cases.....	439
Pending criminal cases- analysis for candidates.....	439
Party wise break up for candidates with pending criminal cases .....	439
Serious crimes distribution for candidates– Party wise .....	440
Party wise comparison of pending criminal cases on candidates: LS-2004 vs LS-2009 .....	440
Pending criminal cases- analysis for MPs .....	442
Party wise break up for MPs with pending criminal cases.....	442
Party wise comparison of pending criminal cases on MPs: LS-2004 vs LS-2009 .....	443
Analysis based on assets – .....	444
Analysis based on assets – for candidates .....	444
Average Assets for Candidates .....	445
Top 20 crorepati candidates.....	446
Analysis based on assets- for MPs.....	448
Chances of winning based on assets.....	449
Crorepati MPs- Party wise break up.....	449
Average assets per MP for major parties .....	450
Asset position in constituency among candidates and chances of winning.....	451
Details of crorepati MPs .....	452
Female representation in Lok Sabha 2009 elections .....	453
Full Asset and pending criminal cases details.....	454
Assets of all MPs from Haryana in Lok Sabha 2009 .....	454
Full details of pending criminal cases on MPs from Haryana.....	455

# Haryana Election Watch\*

## Lok Sabha elections 2009

Lok Sabha 2009 elections for 10 constituencies of Haryana were held on May 7, 2009. This chapter includes the analysis of voting trend, criminalization, money power, gender etc. in these elections. The analysis is based on the self declared affidavits filed by candidates along with nomination papers.

### **Growth of political parties**

In Lok Sabha 2004, 24 parties contested elections which rose to 37 in Lok Sabha 2009 elections; this reflects a rise of 54% in the number of parties from 2004 to 2009.

### **Growth in number of candidates**

160 candidates contested in Lok Sabha 2004 elections and this number increased to 210 candidates in Lok Sabha 2009 elections. This shows a rise of 31% in the contesting candidates from 2004 to 2009.

## **Executive summary for candidates and MPs**

### **Summary for candidates**

- Out of 210 candidates affidavits of 204 candidates contested in Lok Sabha 2009 elections were analyzed by Haryana Election Watch (HEW).
- Out of these 204 candidates, 21 candidates or 10% declared pending criminal cases against them. INC had 2 out of 10 contested candidates with pending criminal cases whereas INLD had 3 out of 5 contested candidates with pending criminal cases.
- Out of 21 candidates with pending criminal cases, 8 had pending serious criminal cases against them.
- There were 20 IPC charges of heinous nature on the candidates.
- There were 4 red alert constituencies in Haryana where 3 or more contesting candidates had pending criminal cases. Both Bhiwani-Mahendragarh & Faridabad constituency had 4 contesting candidates with pending criminal cases whereas Hisar & Rohtak had 3 candidates each with pending criminal cases.
- A total of 61 candidates out of 204 i.e. 30% candidates were crorepatis.
- A total of 6 candidates from Haryana had declared their assets less than Rs.10,000 with 2 candidates declaring zero assets & 4 declaring assets of Rs. 5,000/- each.
- A total of 27 candidates from Haryana declared liabilities above 5 lakhs in which 3 candidates had liabilities of more than one crore.

\*This chapter would not have been possible without the efforts of several volunteers, groups and organizations from the state. ADR and NEW especially acknowledge with gratitude the efforts of Mr Jaskirat Singh (North Zone coordinator), Mr Hemant Goswami (Citizens Voice), Mr Kamal Anand( People for Transparency), Mr Hitendra Jain (Resurgence India), Mr U K Sharda (Resurgence India), Adv. H C Arora (RTI users association, Punjab), Mr V Eshwar Anand (Tribune, Chandigarh).

This volume is dedicated to all who were part of the Election Watch.

- The average asset per candidate for INC was Rs. 17.49 crores (this includes one candidate with assets of 131 crores. If we exclude assets of this candidate then average asset per candidate for INC comes out to be 4.87 crores), INLD was Rs 8.05 crores and for HJCBL it was Rs 6.13 crores.
- A total of 61% of candidates (124 of 204) had not furnished PAN card details.
- Numbers of women candidates were just 14 (7%) as compared to 190 of men (93%).
- 41% candidates (84 of 204) were graduates & above.
- INC which won 90% of the seats managed to get only 42% votes, HJCBL with 10% seats got 10% votes.

## **Summary for MPs**

- Out of 10 MPs in Lok Sabha 2009 from Haryana, 2 MPs have pending criminal cases against them. Whereas in Lok Sabha 2004, 1 MP had pending criminal cases against him.
- One MP from Haryana in the present Lok Sabha has serious pending criminal case against him. In 2004 Lok Sabha also 1 MP had serious pending criminal case against him.
- The number of crorepati MPs has increased from 3 in Lok Sabha 2004 to 9 in Lok Sabha 2009.
- The average asset per MP for INC is Rs. 19.36 crores (this includes 1 MP with assets of 131 crores) and for HJCBL it is Rs 6.51 crores.
- Average asset for a MP from Haryana is Rs 18.07 crores (this includes 1 MP with assets of 131 crores). .
- Out of 14 women candidates, only 2 managed to win. Hence only 20% of MPs from Haryana in current Lok Sabha are women.

# Voting and winning trend

## The % of votes polled by major parties

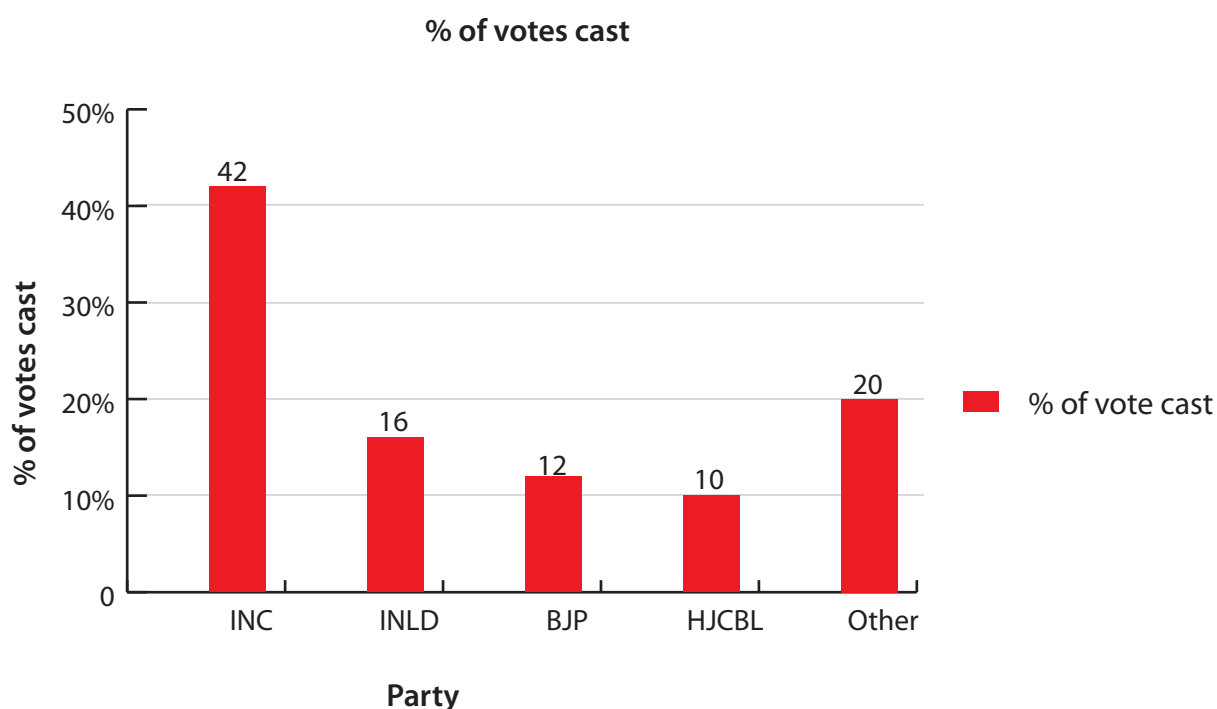
In Haryana INC won 9 out of 10 seats i.e.90% of the seats in Lok Sabha 2009 elections but received only 42% of the votes cast. The total electorates in Haryana were 1,20,87,679 and the total votes cast were 81, 56,553. Party wise details are given below.

Further break-up is given in the table-

**Table: Per cent of votes cast**

Party	Total votes cast for the party	% of votes cast	% of total registered voters
Indian National Congress (INC)	34,06,767	42%	28%
Indian National Lok Dal (INLD)	1,86,573	16%	11%
Bhartiya Janta Party (BJP)	9,86,136	12%	8%
Haryana Janhit Congress (BL) (HJCBL)	8,16,375	10%	7%
Others	16,60,702	20%	14%

**Figure Per cent of votes cast in Haryana - party wise**





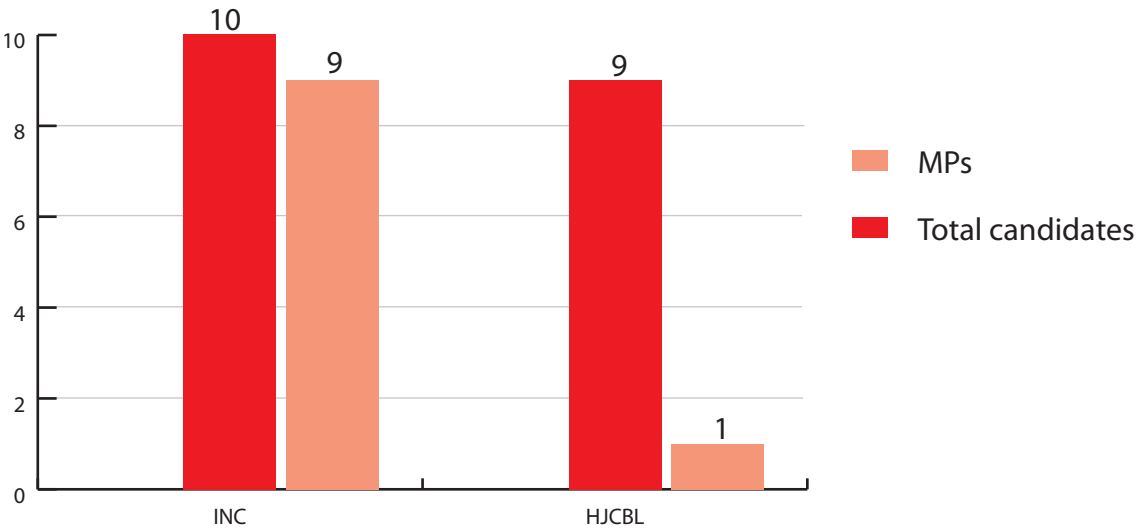
# Candidates Vs MPs

Haryana has 10 parliamentary constituencies. Maximum numbers of MPs (9) are from INC followed by 1 MP of HJCBL.

Table: Candidates & MPs – Haryana

Party	Total candidates	MPs
INC	10	9
HJCBL	9	1

Figure: Candidates & MPs – party wise



# Analysis based on pending criminal cases

## Pending criminal cases- analysis for candidates

Total 204 affidavits were analysed by HEW for Lok Sabha 2009 elections. Out of these 204 candidates, 21 candidates or 10% declared pending criminal cases against them. Out of these 21 candidates with pending criminal cases, 8 had pending serious criminal cases against them.

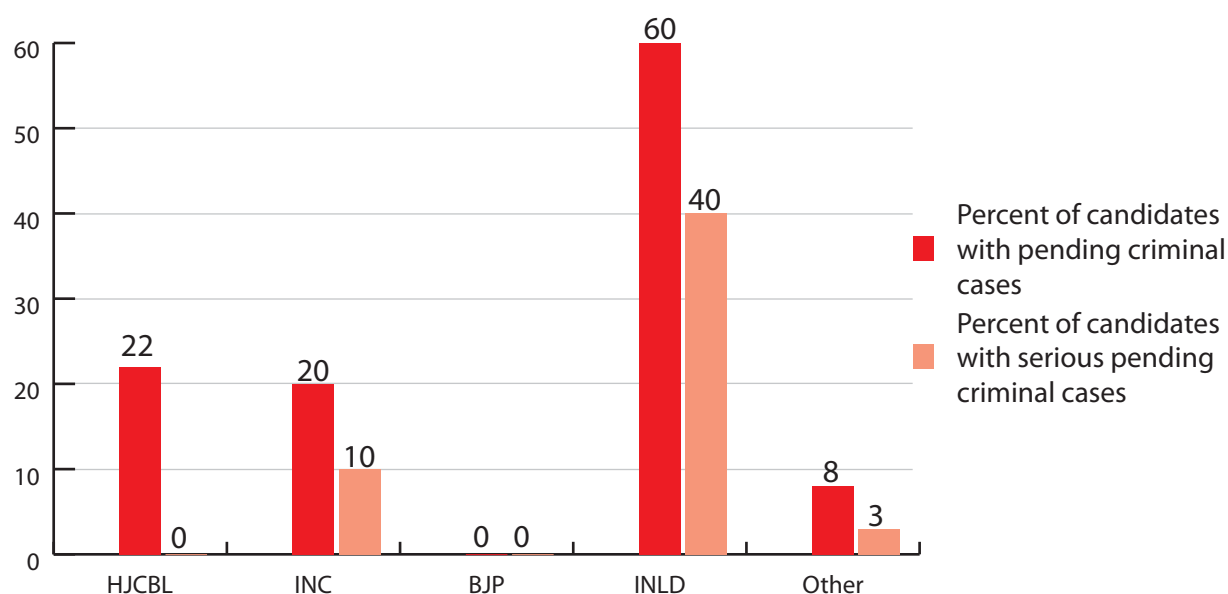
## Party wise break up for candidates with pending criminal cases

Total 21 candidates contesting elections from Haryana had pending criminal cases against them. 60% candidates of INLD i.e. 3 out of 5 had pending criminal cases. INC had 2 out of 10 candidates with pending criminal cases. Party wise break up is given in the table below.

**Table: Candidates with pending criminal cases and serious pending criminal cases- Party wise break up**

Party	Total candidates analysed	Candidates with pending criminal cases	Percent of candidates with pending criminal cases	Number of Candidates with pending serious criminal cases	Percent of candidates with pending serious criminal cases
HJCBL	9	2	22%	0	0%
INC	10	2	20%	1	10%
BJP	5	0	0%	0	0%
INLD	5	3	60%	2	40%
Others	175	14	8%	5	3%
Total	204	21	10%	8	4%

**Figure: Comparison of pending criminal cases and serious pending criminal cases for candidates of main parties from Haryana.**



## Serious crimes distribution for candidates – Party wise

The table below shows the breakup of serious IPC sections for candidates of major parties. Serious crimes have been distributed in categories of violent crimes, theft related crimes, finance related crimes and other serious crimes.

**Table: Serious IPC section break up for candidates of major parties**

IPC/Party	IPC Description	INC	INLD
<b>VIOLENT CRIMES</b>			
Total Violent Crimes		0	0
<b>Robbery, extortion, theft etc</b>			
411 412 415 417 418 419 420	Cheating and dishonesty , stolen property	0	3
Total Theft related crimes		0	3
<b>Financial Fraud etc</b>			
465 467 468 469 471	forgery	0	6
Total Financial crimes		0	6
<b>Other serious crimes</b>			
171 C 171D 171F	undue influence or personation at an election	1	0
Total Other Serious crimes		1	0
Total all serious crimes for major parties		1	9

## Party wise comparison of pending criminal cases on candidates in Lok Sabha 2004 & Lok Sabha 2009

A comparison between 2009 & 2004 Lok Sabha elections of candidates from 4 major parties and with pending criminal cases shows an interesting trend. In Lok Sabha 2004 elections 8% of the candidates from these 4 parties had pending criminal cases against them which increased to 20% of candidates with pending criminal cases from these same parties in Lok Sabha 2009 elections.

**Table: Comparison Lok Sabha 2004 vs. Lok Sabha 2009**

Party	Lok Sabha 2004			Lok Sabha 2009		
	Number of candidates analysed	candidates with pending criminal cases	% of candidates with pending criminal cases	Number of candidates analysed	candidates with pending criminal cases	% of candidates with pending criminal cases
INC	10	1	10%	10	2	20%
BJP	10	1	10%	5	0	0%
INLD	10	0	0%	5	3	60%
BSP	10	1	10%	10	1	10%

## Details of candidates based on pending criminal cases

The table below lists candidates with serious pending criminal cases. All these candidates were rejected by the voters. The detailed list is given below.

S No	Name	Constituency	Party	Age	Seri- ous IPC Counts	Total No. of cases	Details of serious IPC counts	Won/ Lost
1	Nafe Singh	Rohtak	INLD	51	5	2	2 charge each of cheating & forgery.	Lost
2	Vishnu Bhagwan	Kurukshetra	IND	61	5	1	3 charges related to cheating & 2 charges of forgery.	Lost
3	Ajay Singh Chautala	Bhiwani-Mahendergarh	INLD	44	4	1	1 charge related to cheating & 3 charges of forgery	Lost
4	Brij Bhushan	Faridabad	IND	36	2	1	2 charges of voluntarily causing grievous hurt by dangerous weapons or means	Lost
5	Naresh Yadav	Gurgaon	IND	29	1	2	1 charge of false evidence	Lost
6	Ashok Tanwar	Sirsa	INC	33	1	2	1 charge of undue influence or personation at an election	won
7	Satpal Singh	Hisar	LJP	43	1	1	1 charge related to cheating.	Lost
8	Samsudin	Faridabad	IND	44	1	1	1 charge of voluntarily causing grievous hurt	Lost

## Pending criminal cases- analysis for MPs

Out of 10 MPs from Haryana in Lok Sabha 2009, 2 MPs have pending criminal cases against them. Contrasting this with Lok Sabha 2004, 1 MP had pending criminal case.

Given below is a comparative analysis for MPs with pending criminal cases elected from Haryana. Although the presence of MPs with pending criminal cases from Haryana in Lok Sabha 2009 has increased by 1 MP from Lok Sabha 2004 but overall pending criminal cases against MPs has reduced to 3 in Lok Sabha 2009 from 5 in Lok Sabha 2004. There is no change in the status of MPs from Haryana from Lok Sabha 2004 to Lok Sabha 2009 having pending serious criminal cases against them.

**Table: comparison Lok Sabha 2004 & Lok Sabha 2009 MPs with pending criminal cases**

	Lok Sabha 2004	Lok Sabha 2009	Increase	% increase
Number of MPs with pending criminal cases	1	2	1	100%
Total Pending criminal cases	5	3	-2	-40%
Number of MPs with pending serious criminal cases	1	1	0	0%
Total serious IPC sections against MPs	11	1	-10	-91%

## Party wise break up for MPs with pending criminal cases

In Lok Sabha 2009 there are only 2 MPs with pending criminal cases from Haryana and both are from INC.

**Table: MPs with pending criminal cases- Party wise**

Party	Total Candidates analysed	Total MPs	MPs with pending Criminal Cases	Percentage of MPs with pending Criminal Cases	MPs with serious pending Criminal Cases	Percentage of MPs with serious pending Criminal Cases
INC	10	9	2	22%	1	11%

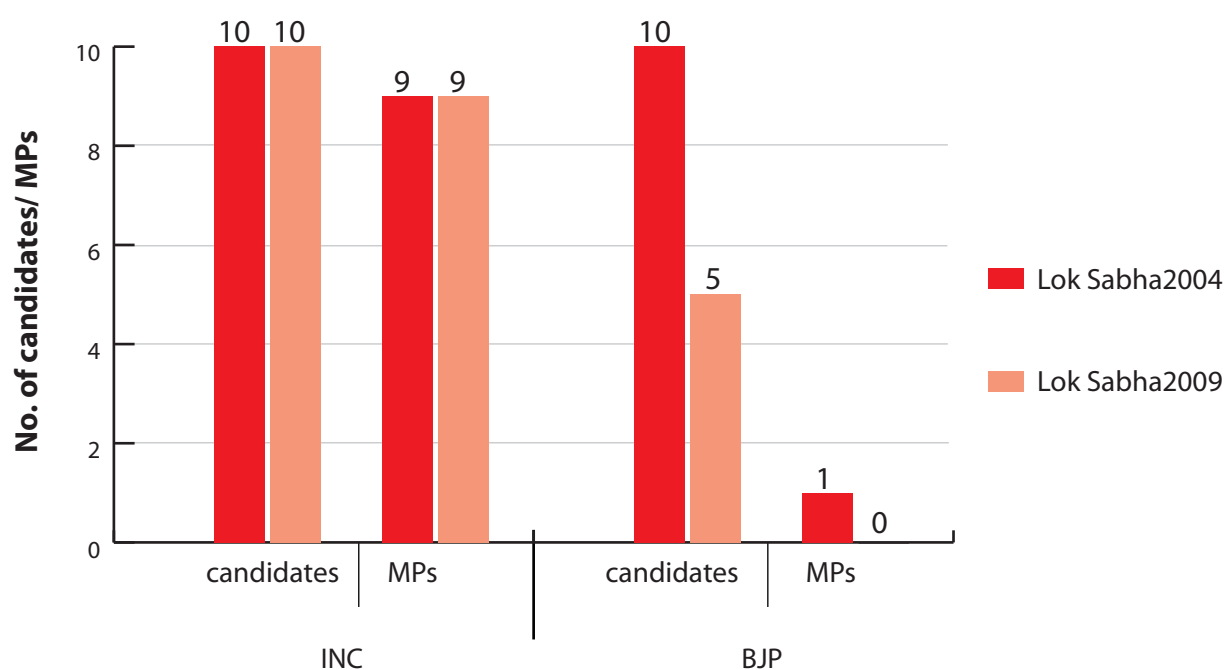
## Party wise comparison of pending criminal cases on MPs in Lok Sabha 2004 & Lok Sabha 2009

The table below gives the party wise details of pending criminal cases on MPs from Haryana.

**Table: Comparison Lok Sabha 2004 vs. 2009- MPs with pending criminal cases- Party wise**

Party	Lok Sabha 2004			Lok Sabha 2009		
	Number of MPs analysed	MPs with pending criminal cases	% of MPs with pending criminal cases	Number of MPs analysed	MPs with pending criminal cases	% of MPs with pending criminal cases
INC	9	1	11%	9	2	22%
BJP	1	0	0%	0	0	0%

**Figure: Comparison of pending criminal cases on candidates & MPs- Lok Sabha 2004 vs. Lok Sabha 2009**



# Analysis based on assets

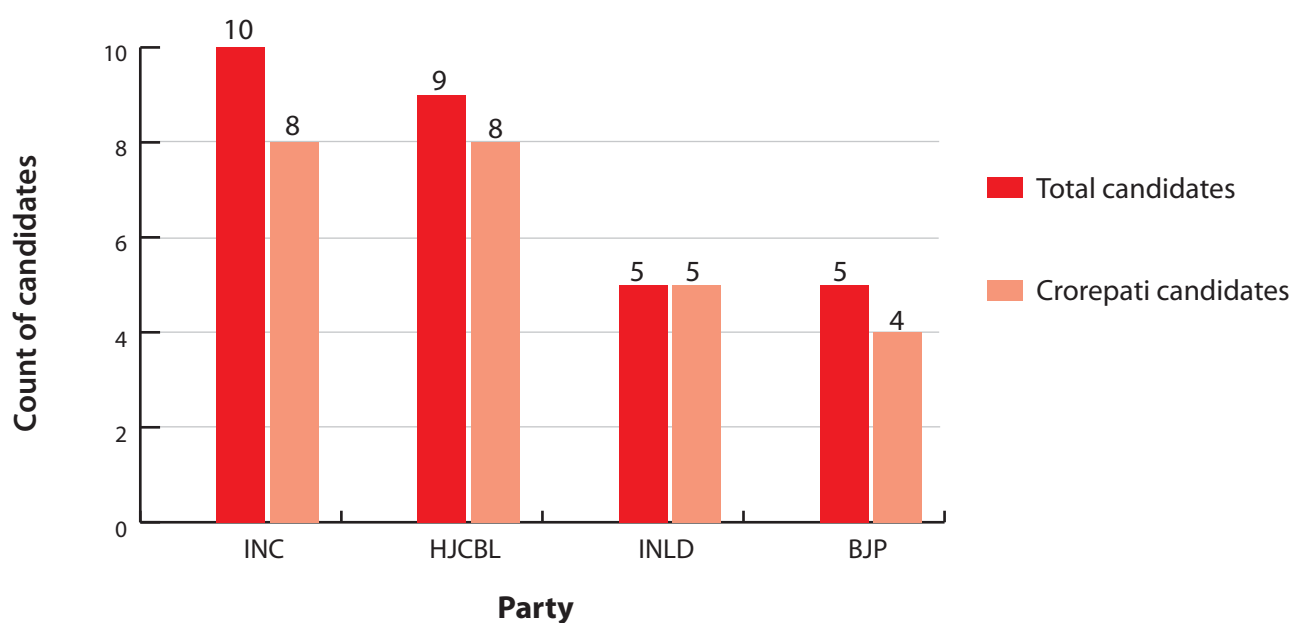
## Analysis based on assets – for candidates

In Haryana out of 204 candidates whose affidavits were analysed in Lok Sabha 2009 elections 61 candidates were found crorepatis . 8 out of 10 candidates' i.e. 80% candidates of INC were crorepatis whereas in the case of HJCBL 8 out of 9 candidates' i.e. 89% candidates were crorepatis.

**Table: Crorepati candidates- Party wise break up**

Party	Total candidates analysed by NEW	Crorepati candidates	% of crorepati candidates
INC	10	8	80%
HJCBL	9	8	89%
INLD	5	5	100%
BJP	5	4	80%
Other parties	175	36	21%
Total	204	61	30%

**Figure: Crorepati candidates from major parties**



## Average assets for Candidates

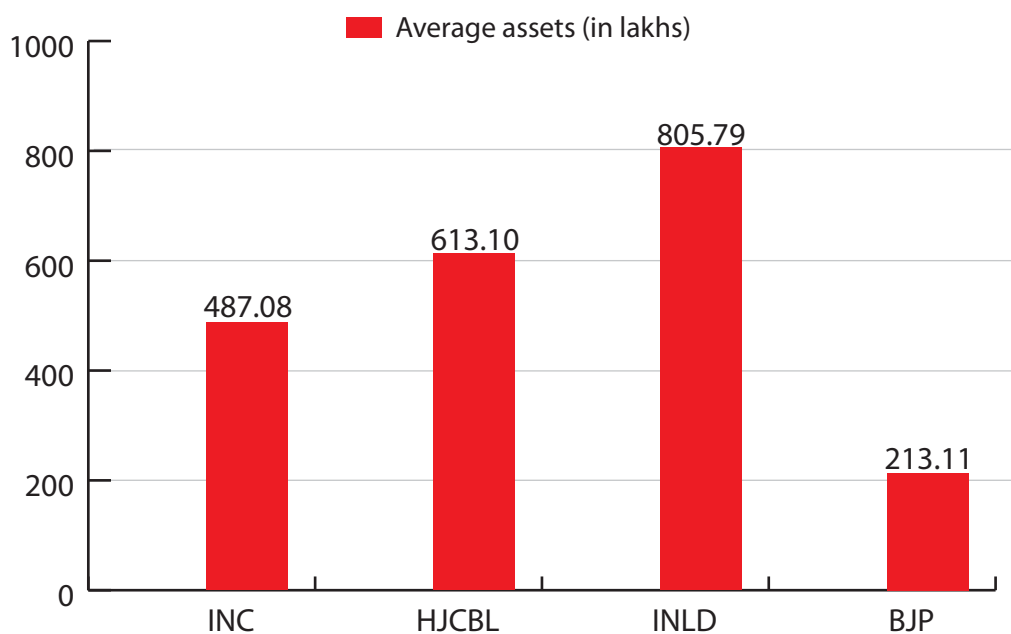
The average assets for the candidates of INC come out to be Rs 4.87 crores (this excludes one candidate with assets of Rs 131 crores) whereas for HJCBL candidates it was Rs 6.13 crores. The table below gives the complete details:

**Table: Average assets for candidates Party wise**

Party	Average Assets	Candidate Count
INC*	Rs 4,87,08,355.44~ 4 Cror+	10
HJCBL	Rs 6,13,10,374 ~ 6 Cror+	9
INLD	Rs 8,05,79,563 ~ 8 Cror+	5
BJP	Rs 2,13,11,183 ~ 2 Cror+	5
Other parties	Rs 1,05,56,591 ~ 1 Cror+	175

\*This excludes one candidate with high assets of Rs 131 crores. If we include assets of this candidate too, the average assets for INC candidates from Haryana will be Rs 17.49 (Rs 17,49,10,520 ) Crores.

**Figure: Average assets (in lakhs) for candidates of major parties**





## Top 20 crorepati candidates

Given below is the list of top 20 crorepati candidates who contested Lok Sabha 2009 elections from Haryana. 7 out of these 20 crorepati candidates won in the elections.

**Table: Crorepati Candidates from Haryana**

S No	Name	Constituency	Party	Movable Assets (Rs)	Immovable Assets (Rs)	Total Assets (Rs)	PAN Given	Won/ Lost
1	NAVEEN JINDAL	Kurukshetra	INC	1,25,34,82,000	5,72,48,000	1,31,07,30,000 131 Cror+	Y	won
2	SURAJ BHAN	Faridabad	RJAP	16,536	50,12,00,000	50,12,16,536 50 Cror+	Y	lost
3	AJAY SINGH CHAULTALA	Bhiwani-	INLD	5,37,31,919	25,09,45,001	30,46,76,920 30 Cror+	Y	lost
4	NARVIR SINGH	Gurgaon	HJCBL	24,69,505	19,60,17,800	19,84,87,305 19 Cror+	Y	lost
5	JASWANT SINGH	Kurukshetra	HJCBL	14,23,55,086	2,67,00,000	16,90,55,086 16 Cror+	Y	lost
6	SHRUTI CHOUDHRY	Bhiwani-	INC	6,60,16,000	10,12,50,000	16,72,66,000 16 Cror+	Y	won
7	DEVRAJ DEEWAN	Sonipat	BSP	91,41,187	15,18,49,000	16,09,90,187 16 Cror+	Y	lost
8	BIMLA DEVI	Gurgaon	IND	8,65,277	9,61,88,969	9,70,54,246 9 Cror+	Y	lost
9	NEEL KANWAL ALIAS NEELAM AGGARWAL	Bhiwani-	SM BHP	2,56,96,038	6,18,00,000	8,74,96,038 8 Cror+	Y	lost
10	SUDESH K AGGARWAL	Rohtak	IND	2,54,96,038	6,18,00,000	8,72,96,038 8 Cror+	Y	lost
11	MARATHA VIRENDER VERMA	Karnal	BSP	82,00,000	7,75,00,000	8,57,00,000 8 Cror+	Y	lost
12	INDERJIT SINGH	Gurgaon	INC	2,07,83,257	4,66,00,000	6,73,83,257 6 Cror+	Y	won
13	DEEPENDER SINGH	Rohtak	INC	1,95,87,032	4,57,80,000	6,53,67,032 6 Cror+	Y	won
14	BHAJAN LAL	Hisar	HJCBL	2,01,75,381	4,49,38,000	6,51,13,381 6 Cror+	Y	won
15	RAMCHANDER	Faridabad	BJP	2,02,43,703	2,99,62,500	5,02,06,203 5 Cror+	Y	lost

S No	Name	Constitu- ency	Party	Movable Assets (Rs)	Immovable Assets (Rs)	Total Assets (Rs)	PAN Given	Won/ Lost
16	SELJA	Ambala	INC	55,69,511	4,11,41,875	4,67,11,386 4 Cror+	Y	won
17	KRISHAN MURTI	Rohtak	HJCBL	43,14,846	3,97,30,000	4,40,44,846 4 Cror+	Y	lost
18	SAMPAT SINGH	Hisar	INLD	51,04,173	3,77,90,035	4,28,94,208 4 Cror+	Y	lost
19	AVTAR SINGH BHADANA	Faridabad	INC	72,48,585	3,33,25,000	4,05,73,585 4 Cror+	Y	won
20	YASH PAL NAGAR	Faridabad	IND	25,99,494	3,50,00,000	3,75,99,494 3 Cror+	Y	lost

## Analysis based on assets- for MPs

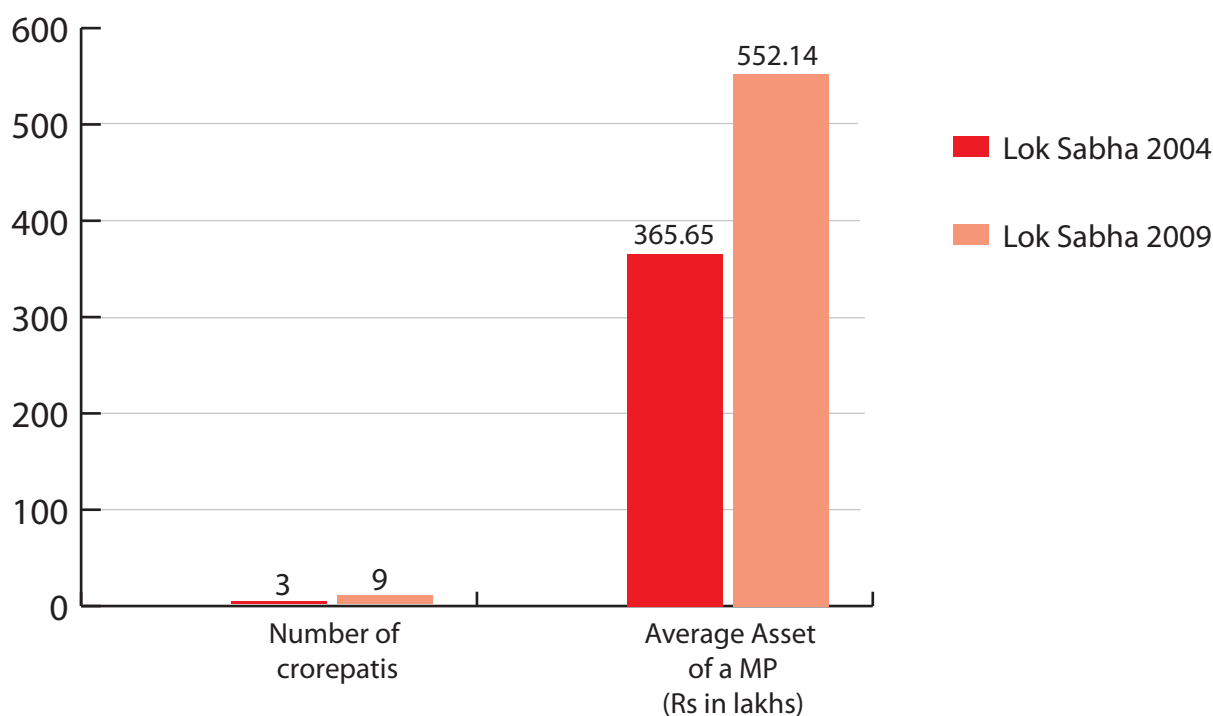
There is an increase of 200% in number of crorepati MPs in Haryana from Lok Sabha 2004 to Lok Sabha 2009. Average assets of MPs in Lok Sabha 2009 also show an increasing trend if compared to Lok Sabha 2004 with an increase of 51% in it.

**Table: Comparison Lok Sabha 2004 and Lok Sabha 2009 based on assets**

	In Lok Sabha 2004	In Lok Sabha 2009	Increase	% Increase
Number of crorepatis	3	9	6	200%
Average Asset of a MP (Rs in lakhs)	365.65	552.14*	186.49	51%

\*This excludes one candidate with high assets of Rs 131 crores. If we include assets of this candidate too, the average assets of a MP from Haryana come out to be Rs 1807.65 Lakhs, this shows 394% increase.

**Figure: Comparison Lok Sabha 2004 and Lok Sabha 2009 based on assets**



## **Chances of winning based on assets**

As can be seen from the table, the higher the assets the more are the chances of winning of a candidate. In the Lok Sabha 2009 elections, 33% of the candidates who declared assets of Rs 5 crore and above won. On the other hand none of the candidates with assets less than 10 lakh won. The election results seemed to be highly influenced by the money power of the candidates

**Table: Chances of winning based on assets**

value of assets	Number of candidates analyzed	Number of MPs	% of MPs
Very high (5 cr and above)	15	5	33%
High (50 lakhs to 5 cr)	70	4	6%
Medium (50 lakhs to 10 lakhs)	47	1	2%
Low (less than 10 lakhs)	72	0	0%

## **Crorepati MPs- Party wise break up**

In Haryana 90% MPs in Lok Sabha 2009 are crorepati with 8 out of 9 MPs of INC and 1 MP of HJCBL are crorepati.

**Table: Crorepati MPs- Party wise break up**

Party	Total candidates analysed	Total crorepati candidates	Total MPs	Total crorepati MPs	% of crorepati MPs
INC	10	8	9	8	89%
HJCBL	9	8	1	1	100%
Grand Total	19	16	10	9	90%

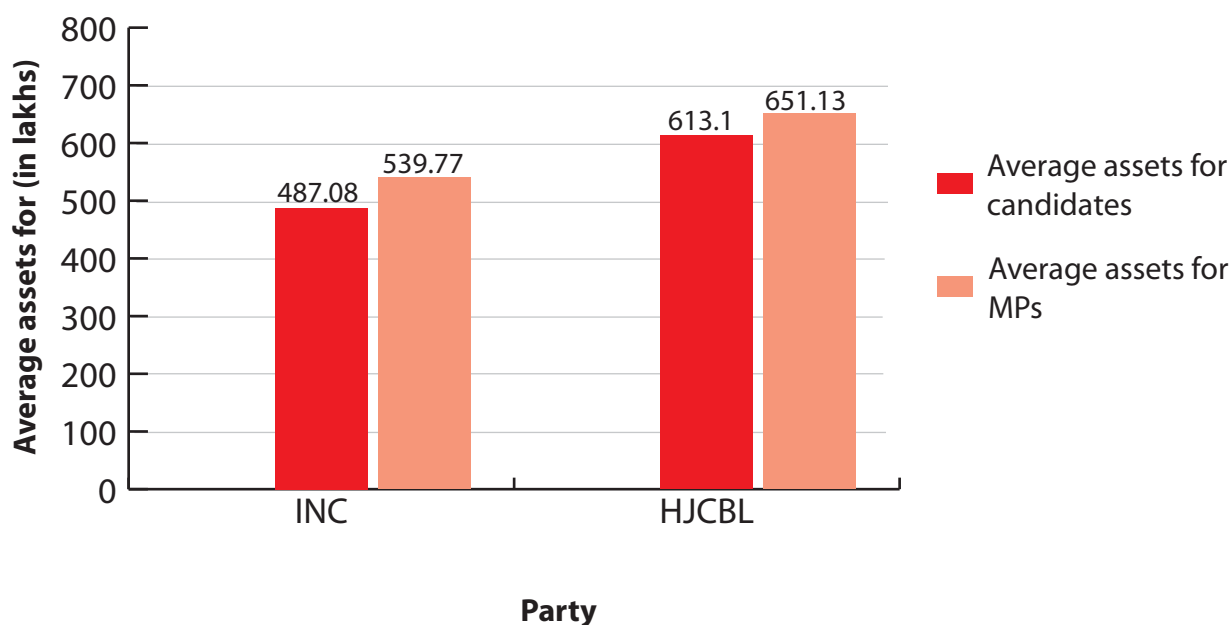
## Average assets per MP for major parties

**Table: Average assets for MPs**

Party	No of candidates analysed	Average assets for c andidates	No of MPs	Average assets for MPs
INC*	10	Rs 4,87,08,355.44~ 4 Cror+	9	Rs 5,39,77,069 ~ 5 Cror+
HJCBL	9	Rs 6,13,10,374 ~ 6 Cror+	1	Rs 6,51,13,381 ~ 6 Cror+

\*This excludes one MP with high assets of Rs 131 crores. If we include assets of this MP too, the average assets for INC MPs from Haryana will be Rs 19.36 (Rs 19,36,16,284) crores.

**Figure: Comparison average assets for candidates & MPs in Lok Sabha 2009**



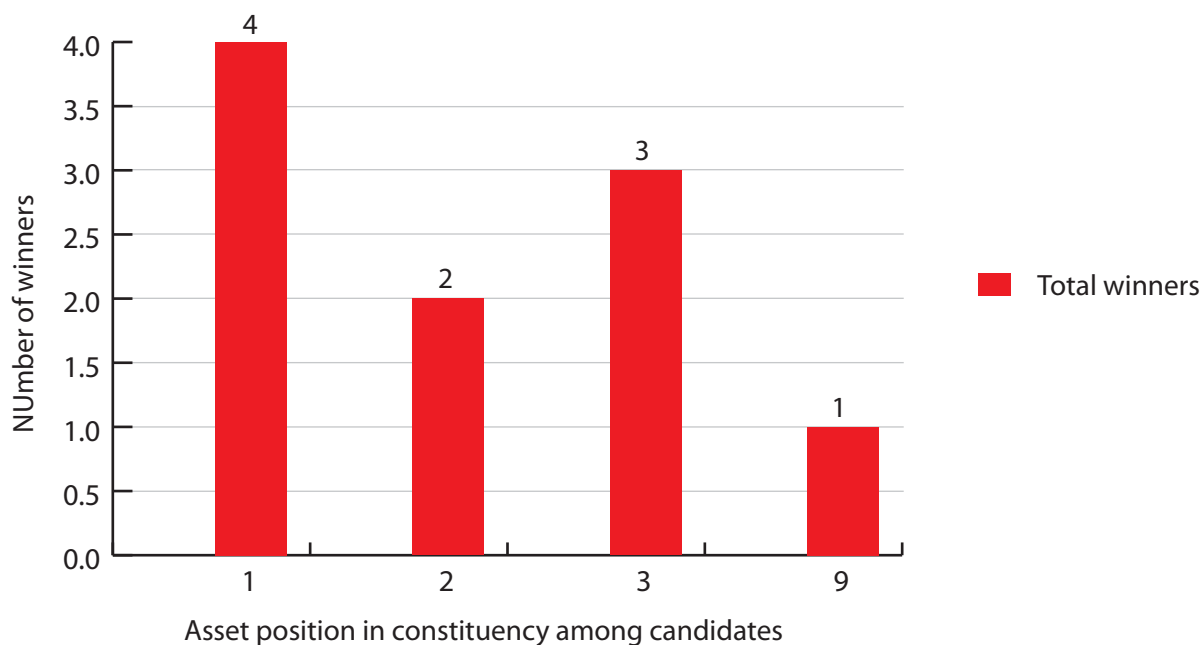
## Asset position in constituency among candidates and chances of winning

The following table gives an analysis of asset position in constituency among candidates (highest asset to lowest asset) and their chances of winning. In 40% constituencies, candidates with highest declared assets according to their own self sworn affidavits emerged as MPs. From 20% constituencies candidates with second highest declared assets won.

**Table: Position in constituency based on assets and MPs**

Position in constituency based on assets	Total MPs	% of MPs
1	4	40%
2	2	20%
3	3	30%
9	1	10%

**Figure: Asset position in constituency among candidates and MPs**



## Details of crorepati MPs

The table given below gives list of MPs who have shown their assets in crores.

S No	Name	Constituency	Party	Movable As-sets (Rs)	Immovable Assets (Rs)	Total Assets (Rs)	PAN Given
1	NAVEEN JIN-DAL	Kurukshetra	INC	1,25,34,82,000	5,72,48,000	1,31,07,30,000	Y
2	SHRUTI CHOUDHRY	Bhiwani- Ma-hendragarh	INC	6,60,16,000	10,12,50,000	16,72,66,000	Y
3	INDERJIT SINGH	Gurgaon	INC	2,07,83,257	4,66,00,000	6,73,83,257	Y
4	DEEPENDER SINGH	Rohtak	INC	1,95,87,032	4,57,80,000	6,53,67,032	Y
5	BHAJAN LAL	Hisar	HJCBL	2,01,75,381	4,49,38,000	6,51,13,381	Y
6	SELJA	Ambala	INC	55,69,511	4,11,41,875	4,67,11,386	Y
7	AVTAR SINGH BHADANA	Faridabad	INC	72,48,585	3,33,25,000	4,05,73,585	Y
8	ASHOK TAN-WAR	Sirsa	INC	28,94,959	2,07,70,000	2,36,64,959	Y
9	ARVIND KU-MAR SHARMA	Karnal	INC	1,14,71,256	76,00,000	1,90,71,256	Y

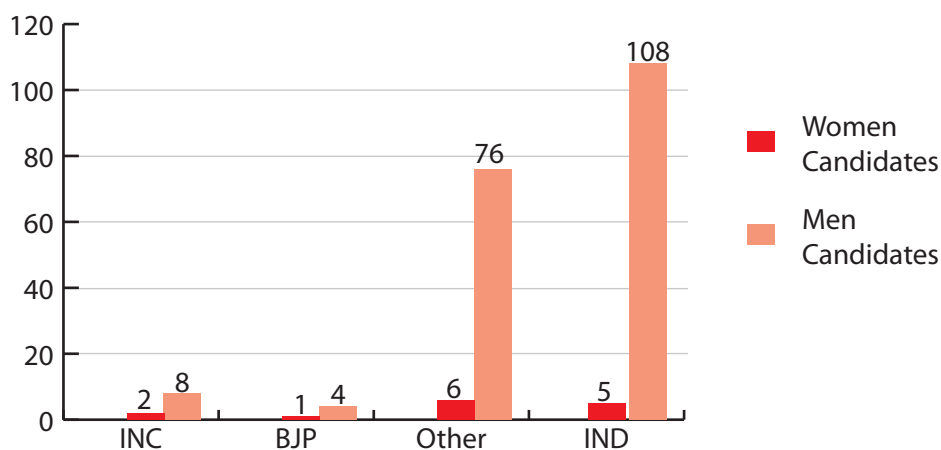
# Female representation in Lok Sabha 2009 elections

Out of 210 candidates only 14 (7%) were women candidates which contested in Lok Sabha 2009 from Haryana. Only 2 out of 14 would make it to parliament. Both the women MPs from Haryana are from INC. The party wise break up for female candidates and MPs vis a vis male candidates and MPs is as below-

**Table: Party wise female representation analysis**

	INC	BJP	Other parties	IND	Total
<b>Women</b>					
Candidates	2	1	6	5	14
MPs	2	0	0	0	2
% Women candidates	20%	20%	7%	4%	7%
% Women MPs	22%	0	0%	0%	20%
<b>Men</b>					
Candidates	8	4	76	108	196
MPs	7	0	1	0	8
% Men candidates	80%	80%	93%	96%	93%
% Men MPs	78%	0%	100%	0%	80%
<b>Total</b>					
Candidates	10	5	82	113	210
MPs	9	0	1	0	10

**Figure: Candidate distribution based on gender**





# Full Asset and pending criminal cases details

## Assets for all MPs from Haryana in Lok Sabha 2009

Se- rial	Name	Constitu- ency	Party	Age	Movable As- sets (Rs)	Immovable Assets (Rs)	Total Assets (Rs)	Liabilities	PAN Given
1	NAVEEN JINDAL	Kurukshetra	INC	39	1,31,07,30, 000 131 Cror+	1,25,34,82, 000 125 Cror+	5,72,48,000 5 Cror+	0.00	Y
2	SHRUTI CHOUDHRY	Bhiwani-Ma- hendragarh	INC	33	16,72,66,000 16 Cror+	6,60,16,000 6 Cror+	10,12,50,000 10 Cror+	1,70,00,000 1 Cror+	Y
3	INDERJIT SINGH	Gurgaon	INC	59	6,73,83,257 6 Cror+	2,07,83,257 2 Cror+	4,66,00,000 4 Cror+	96,692 96 Thou+	Y
4	DEEPENDER SINGH	Rohtak	INC	31	6,53,67,032 6 Cror+	1,95,87,032 1 Cror+	4,57,80,000 4 Cror+	0.00	Y
5	BHAJAN LAL	Hisar	HJCBL	77	6,51,13,381 6 Cror+	2,01,75,381 2 Cror+	4,49,38,000 4 Cror+	73,54,075 73 Lacs+	Y
6	SELJA	Ambala	INC	46	4,67,11,386 4 Cror+	55,69,511 55 Lacs+	4,11,41,875 4 Cror+	0.00	Y
7	AVTAR SINGH BHADANA	Faridabad	INC	53	4,05,73,585 4 Cror+	72,48,585 72 Lacs+	3,33,25,000 3 Cror+	0.00	Y
8	ASHOK TAN- WAR	Sirsa	INC	33	2,36,64,959 2 Cror+	28,94,959 28 Lacs+	2,07,70,000 2 Cror+	0.00	Y
9	ARVIND KUMAR SHARMA	Karnal	INC	46	1,90,71,256 1 Cror+	1,14,71,256 1 Cror+	76,00,000 76 Lacs+	0.00	Y
10	JITENDER SINGH	Sonipat	INC	40	17,79,080 17 Lacs+	17,79,080 17 Lacs+	0	0.00	Y

## Full details of pending criminal cases on MPs from Haryana

S. No.	Name	State/ Dist	Constituency	Party	Age	Serious IPC Counts	No of Cases in which Ac-cused	No. of Cases in which Con-victed	Total
1	ASHOK TANWAR	HARYANA	Sirsa	INC	33	1	2	0	2
<b>Cases (Accused)</b>  1. IPC Sections - 143,188,171F,332,353,504,506,427 , Other Details - 192,196,181,207 M.V.Act, 151CR.P.C.  2. IPC Sections - 188 , Other Details -			<b>Serious IPC Frequency Table</b>						
			<b>Serious IPC Sections</b>			<b>Number of Times they appear for this candidate</b>			
			171F			1			
			Total			1			
			<b>IPC Section</b>			<b>Description</b>			
			143			Being member of an unlawful assembly			
			171F			undue influence or personation at an election			
			188			Disobedience to order duly promulgated by public servant			
			332			Voluntarily causing hurt to deter public servant from his duty			
			353			Assault or criminal force to deter public servant from discharge of his duty			
<b>Cases (Convicted) -----No Cases----</b>			427			Mischief causing damage to the amount of fifty rupees			
			504			Intentional insult with intent to provoke breach of the peace			
			506			criminal intimidation			
S. No.	Name	State/ Dist	Constituency	Party	Age	Serious IPC Counts	No of Cases in which Ac-cused	No. of Cases in which Con-victed	Total
2	AVTAR SINGH BHADANA	HARYANA	Farida-bad	INC	53	0	1	0	1
<b>Cases (Accused)</b>  1. IPC Sections - 425,427,447,448,120B,34 , Other Details -			<b>IPC Section</b>			<b>Description</b>			
			34			Acts done by several persons in furtherance of common intention			
			120B			Punishment of criminal conspiracy			
			425			Mischief			

Cases (Convicted) -----No Cases-----	427	Mischief causing damage to the amount of fifty rupees
	447	criminal trespass
	448	house-trespass

# Himachal Pradesh

Lok Sabha 2009 Elections

# CONTENTS

Executive summary for candidates and MPs .....	459
Voting and winning trend.....	461
Analysis based on pending criminal cases.....	463
Pending criminal cases- analysis for candidates and MPs .....	463
Analysis based on assets.....	463
Analysis based on assets – for candidates .....	463
Average assets for candidates .....	464
Crorepati Candidates.....	465
Analysis based on assets- for MPs.....	466
Chances of winning based on assets.....	467
Crorepati MPs- Party wise break up.....	467
Average assets per MP for major parties .....	468
Asset position in constituency among candidates and chances of winning.....	469
Asset details of Crorepati MPs .....	470
Female Representation in Lok Sabha 2009 elections .....	470
Details of All MPs based on maximum assets.....	470

# Himachal Pradesh Election Watch\*

## Lok Sabha elections 2009

Lok Sabha 2009 elections for four constituencies in Himachal Pradesh were held on 13 May 2009. This chapter includes the analysis of voting trend, criminalization, money power, gender etc in these elections. Information provided by ECI and details from the affidavits filed by contesting candidates have been used for above analysis.

### **Growth of political parties**

In Lok Sabha 2004, 5 parties contested elections which rose to 9 in Lok Sabha elections 2009. This reflects a rise of 80% in the number of parties from 2004 Lok Sabha elections to 2009 Lok Sabha elections.

### **Growth in number of candidates**

A total of 31 candidates contested Lok Sabha 2009 elections from Himachal Pradesh as compared to 23 candidates in Lok Sabha 2004. This shows a growth of 35% in number of candidates contesting in 2009.

## **Executive summary for candidates and MPs**

### **Summary for candidates**

- Affidavits of 30 out of 31 candidates who contested elections were analyzed by Himachal Pradesh election Watch (HPEW) for Lok Sabha 2009 elections.
- Out of these 30 candidates, 1 candidate or 3.33% declared pending criminal cases against him. The candidate contested election for CPM from Mandi constituency and had 1 pending criminal case against him.
- A total of 9 out of 30 candidates' i.e. 30% were crorepatis.
- Among major parties, average assets for candidates of BJP and INC were approximately about Rs.1.65 crores and Rs.6.50 crores respectively.
- A total of 10 candidates i.e. 33.33% had not furnished PAN card details.
- Number of women candidates was only 1 (3%) as compared to 30 male candidates (97%).
- About 57% candidates (17 out of 30) were graduates & above.
- Total voting in the state was 58%. BJP managed to get approx 50% of the votes polled and 29 % of the registered voters. INC managed to get 46 % votes and 27% registered voters.

\*This chapter would not have been possible without the efforts of several volunteers, groups and organizations from the state. ADR and NEW especially acknowledge with gratitude the efforts of Mr. P.R. Ramesh, (State Coordinator, Himachal Pradesh Election Watch and Lok Kalyan Mandal) and Mr. J. R. Ramoul, YUMDHA.

This volume is dedicated to all who were part of the Election Watch.

## **Summary for MPs**

- The number of Crorepati MPs has increased from 1 in Lok Sabha 2004 to 3 in Lok Sabha 2009. (Increase by 200%).
- All 4 winning candidates were either from BJP or INC. 3 candidates of BJP and 1 of INC won the elections.
- The assets for MPs of BJP were Rs. 2.41 crores, Rs. 1.10 crores and Rs. 34 lacs. MP from INC had assets worth Rs. 22.5 crores
- Average asset for a MP from HP is Rs. 6.59 crores.
- Himachal Pradesh does not have any women MP.

# Voting and winning trend

## Voting analysis

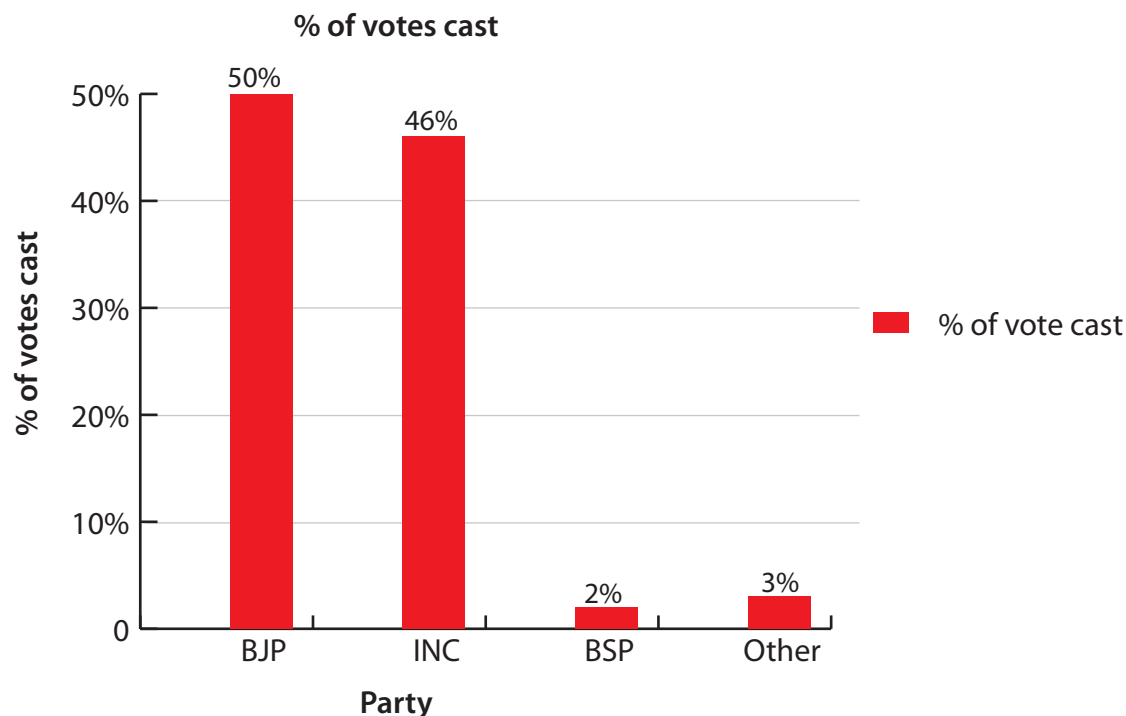
Total voting in the state was only 58%. BJP managed approx 50% of the votes cast and 29 % of the registered voters. INC managed to get 46 % votes cast and 27% registered voters. About 95% of the votes cast went in favor of either BJP or INC. Other political parties and independent candidates did not receive a sizable amount of votes cast. The total electorate in HP was 46, 06,674 and the total votes cast were 26, 90,290.

**Table: Per cent of votes cast**

Party	Total votes cast for the party	% of votes cast	% of total registered voters
Bhartiya Janta Party (BJP)	1,333,774	50%	29%
Indian National Congress (INC)	1,226,933	46%	27%
Bahujan Samaj Party (BSP)	42,810	2%	1%
Others	86,773	3%	2%

Further break-up is given in the table-

**Figure: Per cent of votes cast - Party wise**





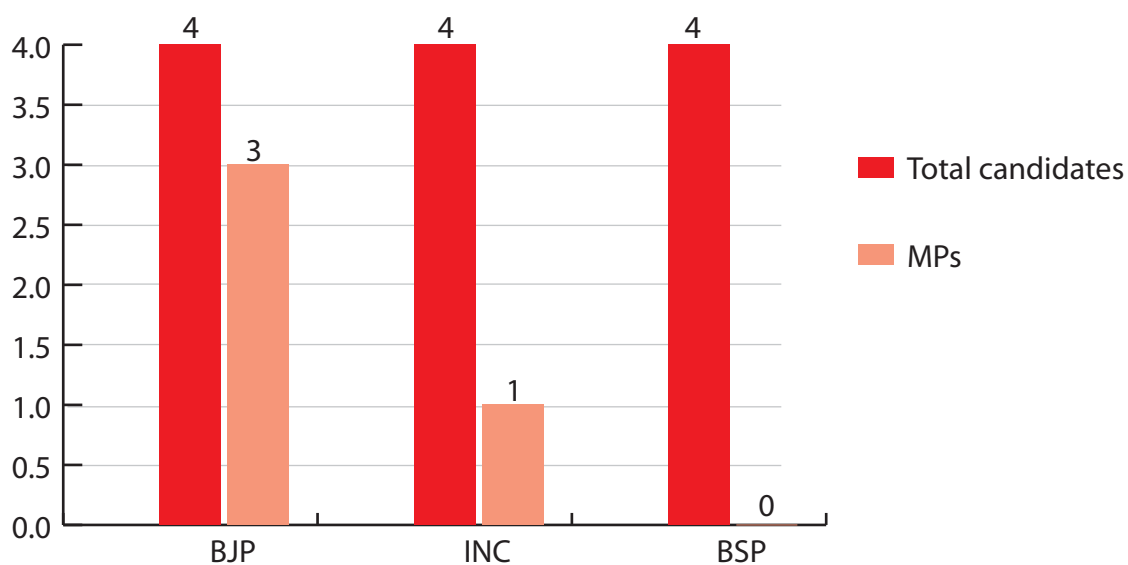
## Candidates vs MPs

Himachal Pradesh has 4 parliamentary constituencies. Maximum numbers of MPs (3) are from BJP and 1 MP is of INC. The breakup of MPs as compared to total candidates from the party is given below:

**Table: Candidates & MP**

Party	Total Candidates	MPs
BJP	4	3
INC	4	1
BSP	4	0
IND	9	0
Others	10	0
Total	31	4

**Figure: Candidates vs. MPs : Party wise**



# Analysis based on pending criminal cases

## Pending criminal cases- analysis for candidates and MPs

A total of 30 affidavits were analyzed by Himachal Pradesh Election Watch for Lok Sabha 2009 elections. Out of these 30 candidates, 1 candidate or 3.33% declared pending criminal cases against him. This CPM candidate contested election from Mandi constituency and lost. Currently there are no pending criminal cases against any MP from Himachal Pradesh.

## Analysis based on assets

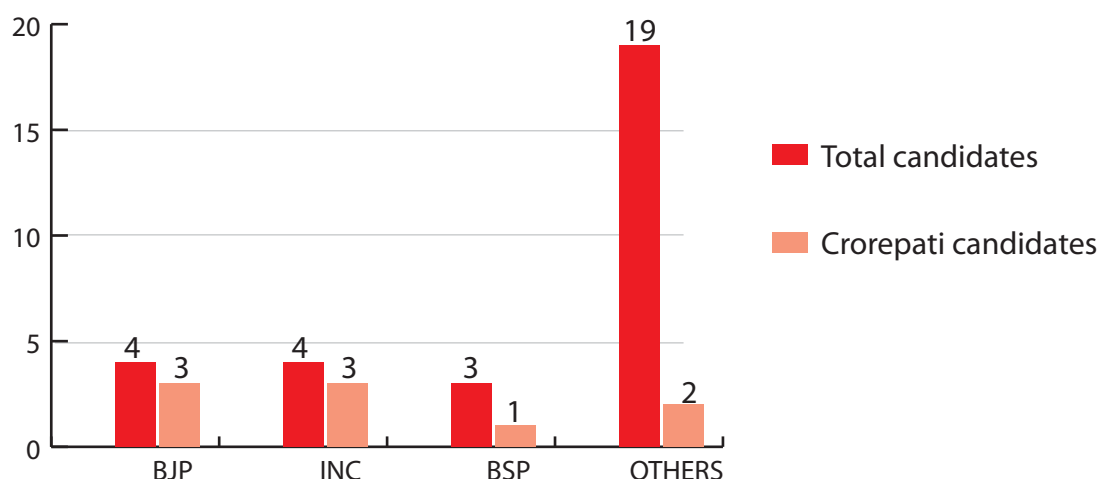
### Analysis based on assets – for candidates

Out of the information available for 30 candidates, it was observed that 9 candidates were crorepatis.

**Table: Crorepati candidates: Party-wise break up**

Party	Total candidates analyzed	Crorepati candidates	Percent
BJP	4	3	75%
INC	4	3	75%
BSP	3	1	33%
OTHERS	19	2	11%
Total	30	9	30%

**Figure: Crorepati candidates from major parties**



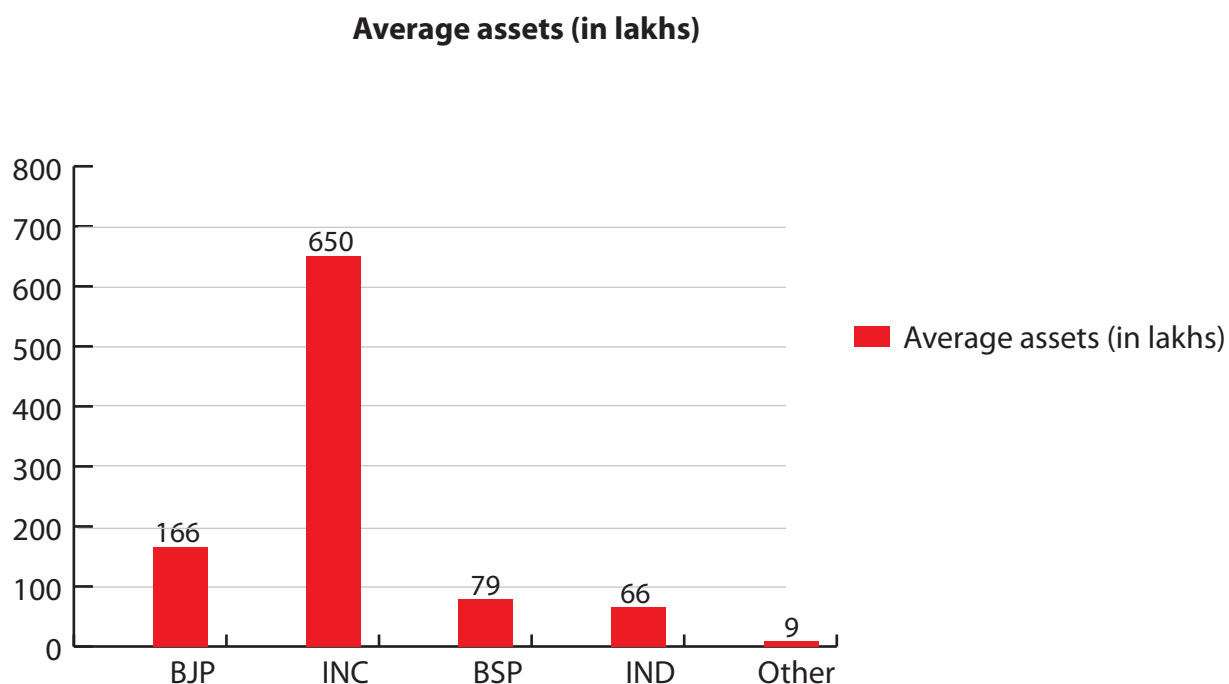
## Average assets for Candidates

Average assets for candidates of BJP and INC were approximately about Rs. 1.65 crores and Rs. 6.50 crores respectively. Detailed list is given below:

**Table: Average assets for candidates Party wise**

Party	Average Assets	Candidate Count
BJP	Rs 1,65,97,741 ~ 1 Cror+	4
INC	Rs 6,50,75,248 ~ 6 Cror+	4
BSP	Rs 79,04,833 ~ 79 Lacs+	3
IND	Rs 66,88,518 ~ 66 Lacs+	9
Others	Rs 56,35,977 ~ 56 Lacs+	9

**Figure: Average assets (in lakhs) for candidates of major parties.**



## Crorepati candidates

Given below is the list of crorepati candidates who contested Lok Sabha 2009 elections from Himachal Pradesh:

**Table: Crorepati Candidates in Himachal Pradesh**

S No	Name	Constituency	Party	Movable Assets (Rs)	Immovable Assets (Rs)	Total Assets (Rs)	PAN Given	Won/Lost
1	VIRBHADRA SINGH	Mandi	INC	3,77,78,748	18,74,50,000	22,52,28,748 22 Cror+	Y	Won
2	DR. RAJENDER SHARMA	Hamirpur	IND	11,24,374	4,69,00,000	4,80,24,374 4 Cror+	Y	Lost
3	KESHAB	Kangra	LJP	2,84,41,500	1,39,50,000	4,23,91,500 4 Cror+	Y	Lost
4	MAHESHWAR SINGH	Mandi	BJP	85,81,060	1,92,00,000	2,77,81,060 2 Cror+	Y	Lost
5	ANURAG SINGH THAKUR	Hamirpur	BJP	91,14,356	1,50,35,747	2,41,50,103 2 Cror+	Y	Won
6	SOM NATH	Shimla	BSP	4,70,000	1,86,00,000	1,90,70,000 1 Cror+	Y	Lost
7	DHANI RAM SHANDIL	Shimla	INC	65,55,300	1,03,30,000	1,68,85,300 1 Cror+	Y	Lost
8	CHANDER KUMAR	Kangra	INC	13,56,433	97,15,509	1,10,71,942 1 Cror+	Y	Lost
9	DR. RAJAN SUSHANT	Kangra	BJP	13,90,873	96,34,000	1,10,24,873 1 Cror+	Y	Won

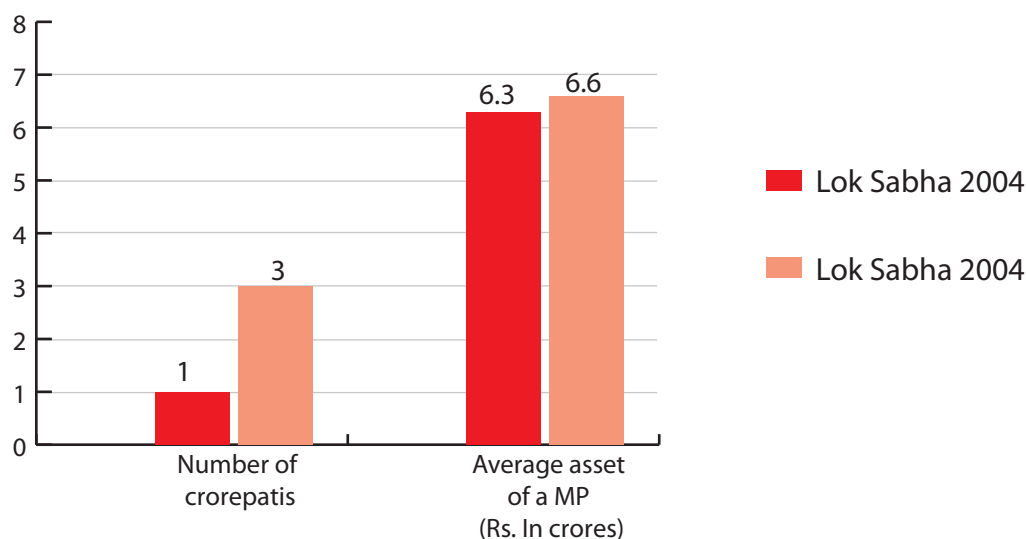
## Analysis based on assets- for MPs

Out of the 4 MPs in Lok Sabha 2009, 3 are crorepatis as compared to 1 crorepati MP from Lok Sabha 2004, i.e. an increase of 200%. The average asset of a MP in Lok Sabha 2004 was Rs 6.3 crores which rose to Rs 6.6 crores in Lok Sabha 2009. Between Lok Sabha 2004 & Lok Sabha 2009 there has been an average asset increase of 5 % for MPs.

**Table: Comparison 2004 & 2009 based on assets**

	In Lok Sabha 2004	In Lok Sabha 2009	Increase	% Increase
Number of crorepatis	1	3	2	200%
Average asset of a MP (Rs. In crores)	6.3	6.6	0.3	5%

**Figure: Comparison 2004 & 2009 based on assets**



## **Chances of winning based on assets**

The table below reflects that 3 winning candidates (75 % of total MPs) have been those having total assets worth 50 lakhs or more. This clearly shows that chances of winning and total assets of a candidate are directly proportional to each other.

**Table: Chances of winning based on assets**

Value of assets	No of candidates	No of MPs	% of MPs
Very high (5 cr and above)	1	1	100%
High (50 lakhs to 5 cr)	9	2	22%
Medium (50 lakhs to 10 lakhs)	12	1	8%
Low (less than 10 lakhs)	8	0	0%

## **Crorepati MPs- Party wise break up**

67% MPs from BJP and 100% MPs from INC are crorepatis.

**Table: Crorepati MPs- Party wise break up**

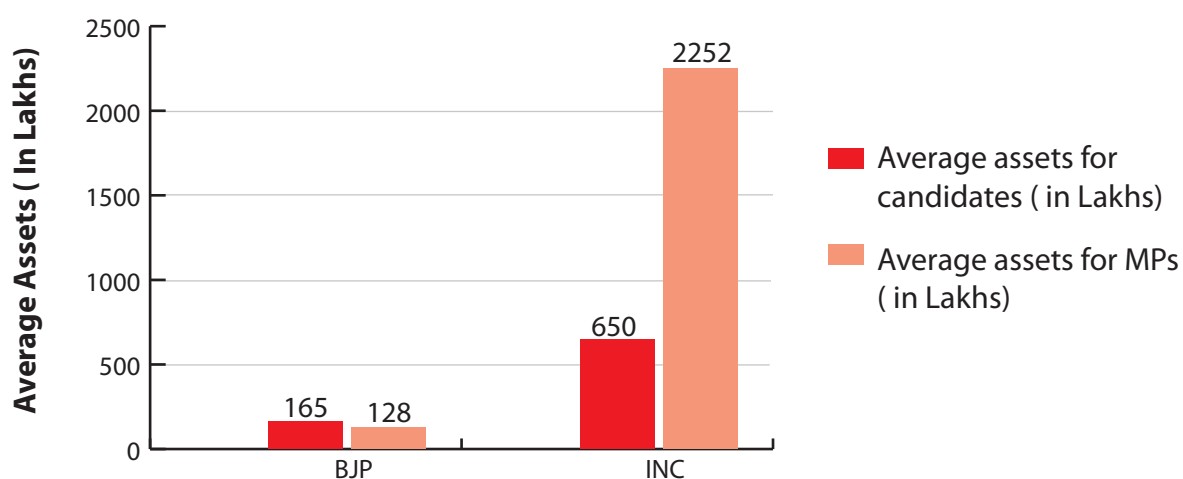
Party	Total Candidates	Total crorepati candidates	Total MPs	Total crorepati MPs	% of crorepati MPs
BJP	4	3	3	2	67%
INC	4	3	1	1	100%
Grand Total	8	6	4	3	75%

## Average assets per MP for major parties

The average asset for MP of BJP was Rs. 1.28 crore and for MP of INC was Rs. 22.5 crores.

**Table: Average assets for MPs**

Party	No of candidates	Average assets for candidates	No of MPs	Average assets for MPs
BJP	4	Rs 1,65,97,741 ~ 1 Cror+	3	Rs 1,28,69,968 ~ 1 Cror+
INC	4	Rs 6,50,75,248 ~ 6 Cror+	1	Rs 22,52,28,748 ~ 22 Cror+



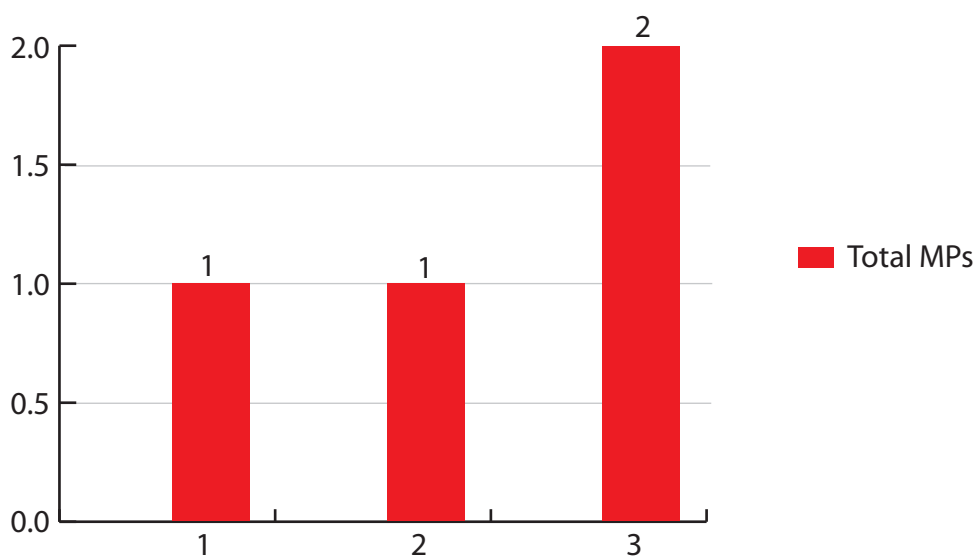
## Asset position in constituency among candidates and chances of winning

The following table gives an analysis of asset position in constituency among candidates (highest asset to lowest asset) and their chances of winning. From all the 4 constituencies, candidates holding top 3 positions with highest declared assets according to their own self sworn affidavits emerged as MPs. This reflects that money power influences the chances of winning to a great extent.

**Table: Position in constituency based on assets and MPs**

Position in constituency based on assets	Total MPs	% of MPs
1	1	25%
2	1	25%
3	2	50%
Grand Total	4	100%

**Figure: Asset position in constituency among candidates and MPs**





## Asset details of Crorepati MPs

The table below provides details of Crorepati MPs from Himachal Pradesh:

**Table: Asset details of MPs in Himachal Pradesh**

S. No.	Name	Constituency	Party	Movable Assets (Rs)	Immovable Assets (Rs)	Total Assets (Rs)	PAN Given
1	VIRBHADRA SINGH	Mandi	INC	3,77,78,748	18,74,50,000	22,52,28,748 22 Cror+	Y
2	ANURAG SINGH THAKUR	Hamirpur	BJP	91,14,356	1,50,35,747	2,41,50,103 2 Cror+	Y
3	DR. RAJAN SUSHANT	Kangra	BJP	13,90,873	96,34,000	1,10,24,873 1 Cror+	Y

## Female representation in Lok Sabha 2009 elections

Out of 31 candidates, only 1 (3%) woman contested the elections and lost. None of the major parties had female representation for any of the 4 constituencies in Himachal Pradesh.

## Asset details of all MPs

Asset details for all the MPs from Himachal Pradesh in Lok Sabha 2009

S. No.	Name	Constituency	Party	Total Assets (Rs)	Movable Assets (Rs)	Immovable Assets (Rs)	Liabilities (Rs.)	PAN Given
1	VIRBHADRA SINGH	Mandi	INC	22,52,28,748 22 Cror+	3,77,78,748 3 Cror+	18,74,50,000 18 Cror+	7,76,754 7 Lacs+	Y
2	ANURAG SINGH THAKUR	Hamirpur	BJP	2,41,50,103 2 Cror+	91,14,356 91 Lacs+	1,50,35,747 1 Cror+	25,04,550 25 Lacs+	Y
3	DR. RAJAN SUSHANT	Kangra	BJP	1,10,24,873 1 Cror+	13,90,873 13 Lacs+	96,34,000 96 Lacs+	24,88,285 24 Lacs+	Y
4	VIRENDER KASHYAP	Shimla	BJP	34,34,928 34 Lacs+	5,55,552 5 Lacs+	28,79,376 28 Lacs+	0.00	Y

# Jammu & Kashmir

Lok Sabha 2009 Elections

# CONTENTS

Executive summary for candidates and MPs .....	473
Voting and winning trend.....	475
Analysis based on pending criminal cases.....	477
Pending criminal cases- analysis for candidates.....	477
Party wise break up for candidates with pending criminal cases .....	477
Serious crimes distribution – Party wise for candidates .....	477
Party wise comparison of pending criminal cases on candidates in LS 2004 & LS 2009.....	478
Details for candidates based on pending criminal cases.....	478
Pending criminal cases- analysis for MPs .....	479
Party wise comparison of pending criminal cases on MPs in LS 2004 & LS 2009 .....	479
MPs with pending criminal cases.....	479
Analysis based on assets.....	480
Analysis based on assets – for candidates .....	480
Average assets for candidates .....	481
Asset details for Crorepati candidates .....	482
Analysis based on assets- for MPs.....	483
Chances of winning based on assets.....	484
Average assets per MP for major parties .....	484
Crorepati MP – PAN not given.....	485
Female representation in Lok Sabha 2009 elections .....	485
Full Asset and pending criminal cases details.....	486
Assets for all MPs from Jammu & Kashmir in Lok Sabha 2009 .....	486
Full details of pending criminal cases on MPs from Jammu & Kashmir .....	486

# **Jammu & Kashmir Election Watch\***

## **Lok Sabha elections 2009**

Lok Sabha 2009 elections were held in five phases in Jammu & Kashmir from April 16, 2009 to May 13, 2009. This chapter includes the analysis of voting trend, criminalization, money power, gender etc in these elections. Information provided by ECI and details from the affidavits filed by contesting candidates have been used for above analysis.

### **Growth of political parties**

In Lok Sabha 2004, 19 parties contested elections which rose to 23 in 2009 Lok Sabha elections. This reflects a rise of 21% in the number of parties from 2004 Lok Sabha elections to 2009 Lok Sabha elections.

### **Growth in number of candidates**

A total of 83 candidates contested in Lok Sabha 2004 from Jammu & Kashmir. This number decreased to 81 candidates in Lok Sabha 2009 elections. This shows a decline of 2.46% in the number of contesting candidates from Lok Sabha 2004 to Lok Sabha 2009.

## **Executive summary for candidates and MPs**

### **Summary for candidates**

- Affidavits of all 81 candidates contesting Lok Sabha 2009 elections were analyzed by Jammu & Kashmir Election Watch (J&KEW).
- Out of these 81 candidates, 4 candidates declared pending criminal cases against them. JKNPP, JKPDP & INC had 1 candidate each with pending criminal cases according to their self sworn affidavits.
- Out of these 4 candidates with pending criminal cases, 2 had pending serious criminal cases like waging, or attempting to wage war against the Government of India, Collecting arms with intention of waging war against the Government of India, cheating etc. JKNPP & JKPDP has 1 candidate each with pending serious criminal cases.
- There were 81 candidates contesting in 2009 and out of these 4 candidates had pending criminal cases against them. Comparing this to 2004 Lok Sabha elections, there were 83 candidates contesting in 2004. Out of these 1 candidate had pending criminal cases against him.
- There were 5 IPC charges of heinous nature on the candidates which included waging, or attempting to wage war against the Government of India, Collecting arms with intention of waging war against the Government of India, cheating etc.

\*This chapter would not have been possible without the efforts of several volunteers, groups and organizations from the state. ADR and NEW especially acknowledge with gratitude the efforts of Dr. Muzaffar Bhatt (State Coordinator, J&K Election Watch and Convenor, J&K RTI movement) & Syed Basharat (Special correspondent, Kashmir Times).

This volume is dedicated to all who were part of the Election Watch.

- A total of 14 candidates out of 81 i.e. 17.28% were crorepatis.
- A total of 4 candidates declared zero assets.
- A total of 9 candidates declared liabilities above 5 lakhs.
- Among major parties, the average asset per candidate for JKPDP was Rs. 4.05 crores, for BJP was Rs 1.02 crores, for INC was Rs. 1.20 crore.
- 71.6% of candidates (58 of 81) had not furnished PAN card details.
- Number of women candidates was just 6 (7.4%) as compared to 75 of men (92.6%).
- More than 38% candidates (31 of 81) were graduates & above.
- None of the parties managed to get votes anywhere near 50%. The highest votes polled were approx 25% by INC and about 10% of the total registered voters. JKNC managed 19% of the votes and JKPDP 20%.

## **Summary for MPs**

- Of the 4 candidates with pending criminal cases against them, only 1 won and the remaining 3 were rejected by the voters.
- Out of 6 MPs, 1 (17%) has pending criminal cases against him. Comparing this to Lok Sabha 2004, affidavits were available for 6 MPs out of which no MP had pending criminal case against him/her.
- In Lok Sabha 2004, none of the MP has pending criminal case against them while in Lok Sabha 2009 1 MP has pending criminal case against him.
- The number of crorepati MPs has increased from 2 in Lok Sabha 2004 to 3 in Lok Sabha 2009.
- Among major parties, the average asset per MP for JKNC was Rs. 3.82 crores, INC Rs 68.22 Lakh
- Average asset for a MP from Jammu & Kashmir was Rs 2.23 crore.
- Out of 6 MPs, 3 had not declared their PAN details.

# Voting and winning trend

## The % of votes polled by major parties

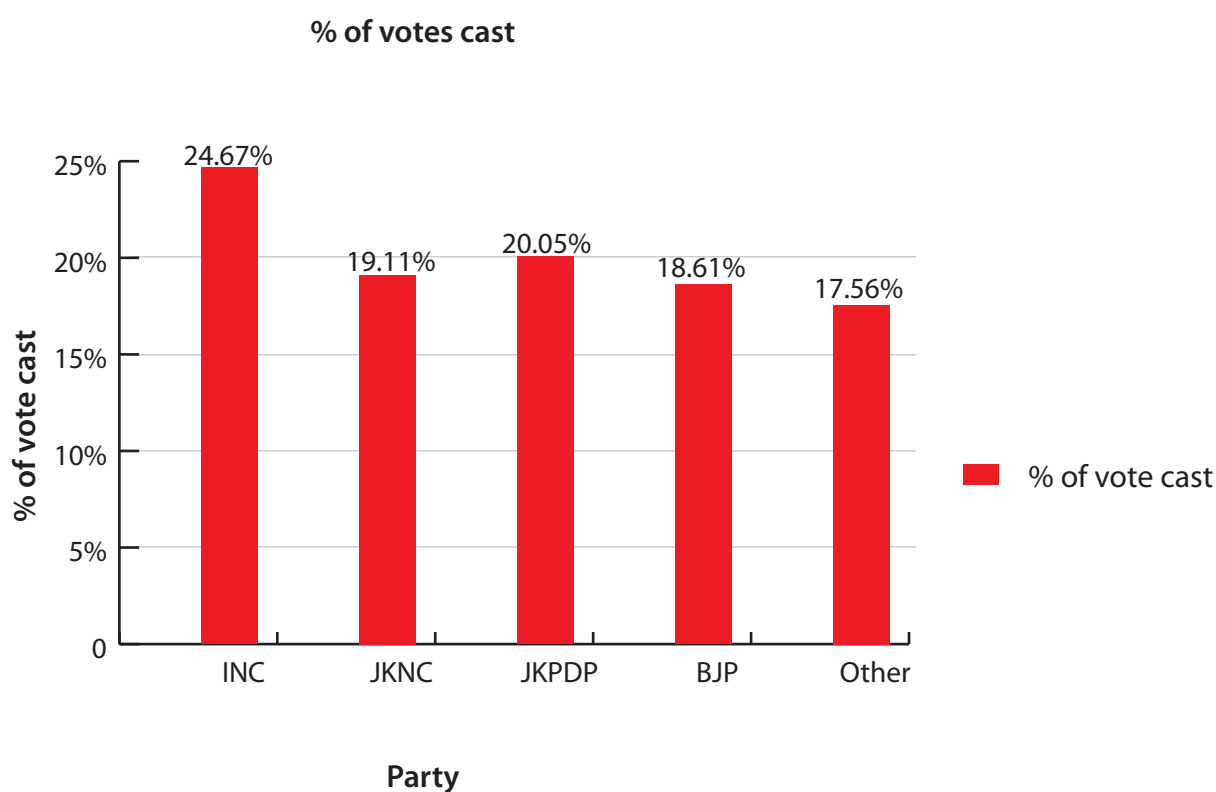
The % of votes cast by the four major parties clearly shows that none of them got anywhere close to the 50% mark. Total voting in the state was only 40%. INC managed approx 24.67% of the votes cast and only 9.78% of the registered voters. JKNC managed just 19.11% votes cast and 7.58% registered voters. The total electorate in J&K was 65, 73,118 and the total votes cast were 26, 07,335.

Further break-up is given in the table-

**Table: Per cent of votes cast**

Party	Total votes cast for the party	% of votes cast	% of total registered voters
Indian National Congress (INC)	6,43,175	24.67%	9.78%
Jammu & Kashmir National Conference (JKNC)	4,98,374	19.11%	7.58%
Jammu & Kashmir Peoples Democratic Party (JKPDP)	5,22,760	20.05%	7.95%
Bharatiya Janata Party (BJP)	4,85,303	18.61%	7.38%
Others	4,57,723	17.56%	6.96%

**Figure: Per cent of votes cast in J&K- Party wise**



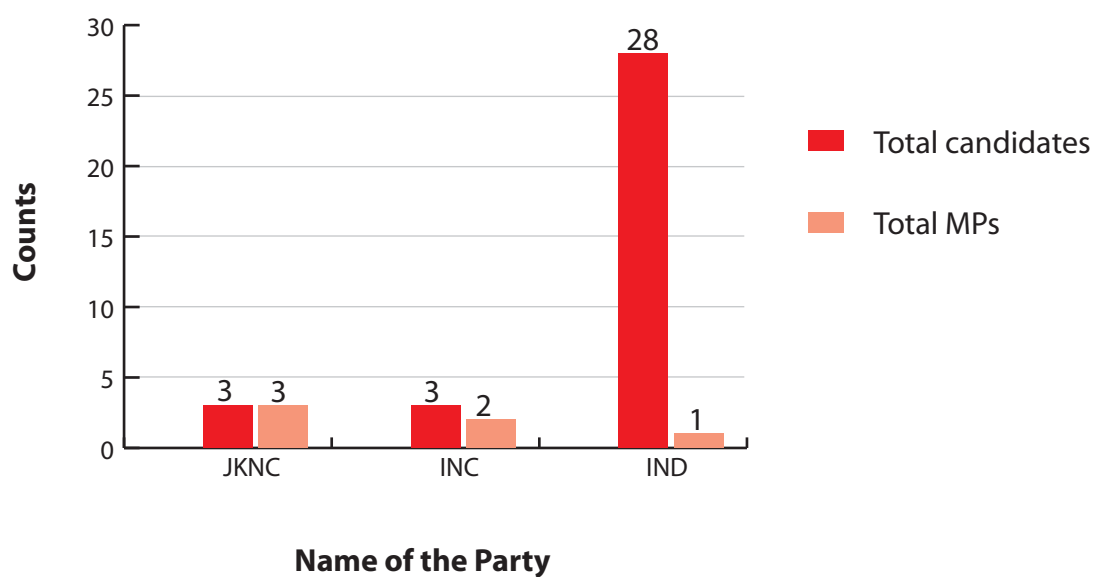
## Candidates Vs MPs

Jammu & Kashmir has 6 parliamentary constituencies. Maximum numbers of MPs (3) are from JKNC followed by 2 of INC. The breakup of MPs as compared to total candidates from the party are-

**Table: Candidates & MPs – J&K**

Party	Total Candidates	MPs
JKNC	3	3
INC	3	2
IND	28	1
Total	-	6

**Figure: Candidates vs MPs- Party wise**



# Analysis based on pending criminal cases

## Pending criminal cases- analysis for candidates

A total of 81 affidavits were analyzed by J&KEW for Lok Sabha 2009 elections. Out of these 81 candidates, 4 candidates declared pending criminal cases against them. Out of these 4 candidates with pending criminal cases, 2 had pending serious criminal cases like waging or attempting to wage war, or abetting waging of war, against the Government of India, Collecting arms, with intention of waging war against the Government of India, Cheating and dishonestly inducing delivery of property etc.

## Party wise break up for candidates with pending criminal cases

Total 4 candidates contesting elections from J & K had pending criminal cases against them. Out of 3 candidates of INC, 1 had pending criminal cases. JKPDP had 1 candidate with pending criminal cases out of 6.

**Table: Candidates with pending criminal cases and serious pending criminal cases- Party wise break up**

Party	Total candidates analysed	Candidates with pending criminal cases	Percent of candidates with pending criminal cases	Number of Candidates with pending serious criminal cases	Percent of candidates with pending serious criminal cases
INC	3	1	33%	-	-
JKNPP	2	1	50%	1	50%
JKPDP	6	1	17%	1	17%
IND	28	1	4%	-	-
Total	-	4	-	2	-

## Serious crimes distribution – Party wise for candidates

The table below shows the breakup of serious IPC sections against contesting candidates.

**Table: Serious IPC section break up for candidates of major parties**

IPC/Party	IPC Description	JKNPP	JKPDP
121, 121A, 122, 123	Collecting arms, etc., with intention of waging war against the Government of India	4	0
420	Cheating and dishonestly inducing delivery of property	0	1



## Party wise comparison of pending criminal cases on candidates in Lok Sabha 2004 & Lok Sabha 2009

A comparison between 2009 & 2004 Lok Sabha elections of candidates from different parties and with pending criminal cases is given in the following table. The number of candidates with pending criminal cases has increased in Lok Sabha 2009 elections as compared to Lok Sabha 2004 elections.

**Table: Comparison Lok Sabha 2004 vs. Lok Sabha 2009**

	Lok Sabha 2004			Lok Sabha 2009		
Party	Number of candidates analysed	candidates with pending criminal cases	% of candidates with pending criminal cases	Number of candidates analysed	candidates with pending criminal cases	% of candidates with pending criminal cases
BSP	3	1	33%	5	0	0%
INC	3	0	0%	3	1	33%
JKNPP	4	0	0%	2	1	50%
JKPDP	3	0	0%	6	1	17%
IND	29	0	0%	28	1	4%
Total candidates	-	1	-	-	4	-

## Details of candidates based on pending criminal cases

The table below lists candidates with pending criminal cases. Out of these 4 candidates with pending criminal cases, only 1 won and rest 3 were rejected by the voters. The detailed list is given below.

S No	Name	Constituency	Party	Age	Serious IPC Counts	Total no. of cases	Details of Serious IPC counts	Won/Lost
1	MOHAMMAD IQBAL JAN	Baramulla	JKNPP	32	4	1	4 charges related to collecting arms, etc., with intention of waging war against the Government of India	Lost
2	MOHAMMAD DILAWAR MIR	Baramulla	JKPDP	55	1	1	1 charge related to cheating	Lost
3	MADAN LAL SHARMA	Jammu	INC	56	0	1	-	Won
4	THINLESS ANGMO	Ladakh	IND	46	0	1	-	Lost

## Pending criminal cases- analysis for MPs

Out of 6 MPs from J&K in Lok Sabha 2009, 1 MP has pending criminal cases against him. Contrasting this with 2004 Lok Sabha, not a single MP had pending criminal cases.

### Party wise comparison of pending criminal cases on MPs in Lok Sabha 2004 & Lok Sabha 2009

The table given below lists MPs with pending criminal cases for both Lok Sabha 2004 and Lok Sabha 2009 elections.

**Table: Comparison Lok Sabha 2004 vs. Lok Sabha 2009- MPs with pending criminal cases- Party wise**

Party	Lok Sabha 2004			Lok Sabha 2009		
	Number of MPs analysed	MPs with pending criminal cases	% of MPs with pending criminal cases	Number of MPs analysed	MPs with pending criminal cases	% of MPs with pending criminal cases
INC	2	0	0%	2	1	50%
JKNC	2	0	0%	3	0	0%
JKPDP	1	0	0%	0	0	0%
IND	1	0	0%	1	0	0%

### MPs with pending criminal cases

Details of MP from J&K who has pending criminal cases against him are given below-

S No	Name	Constituency	Party	Age	Serious IPC Counts	Total no of cases in which accused	IPC description
1	Madan Lal Sharma	Jammu	INC	56	0	1	2 charges related to voluntary causing hurt to deter public servant from his duty and wrongful confinement

# Analysis based on assets

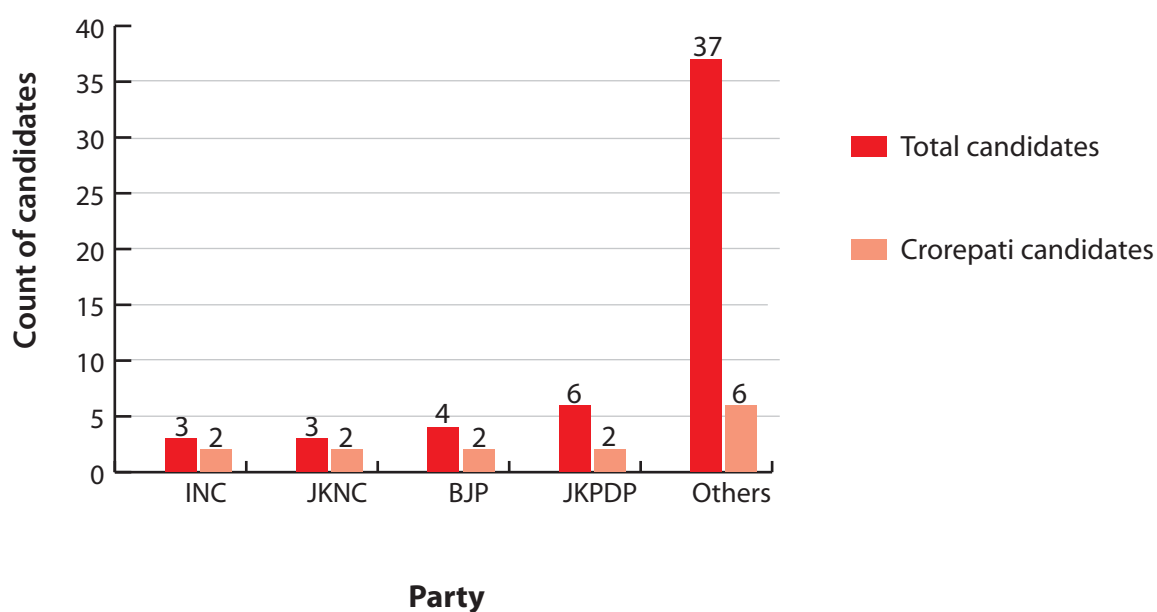
## Analysis based on assets – for candidates

Out of 81 candidates contesting Lok Sabha 2009, 14 were crorepatis. Most of the major parties had more than 50% of the candidates as crorepatis- JKNC (67%), BJP (50%) and INC (67%).

**Table: Crorepati candidates- Party wise break up**

Party	Total candidates analysed by NEW	Crorepati candidates	% of crorepati candidates
INC	3	2	67%
JKNC	3	2	67%
BJP	4	2	50%
JKPDP	6	2	33%
Others	37	6	16%
Total	-	14	-

**Figure: Crorepati candidates from major parties**



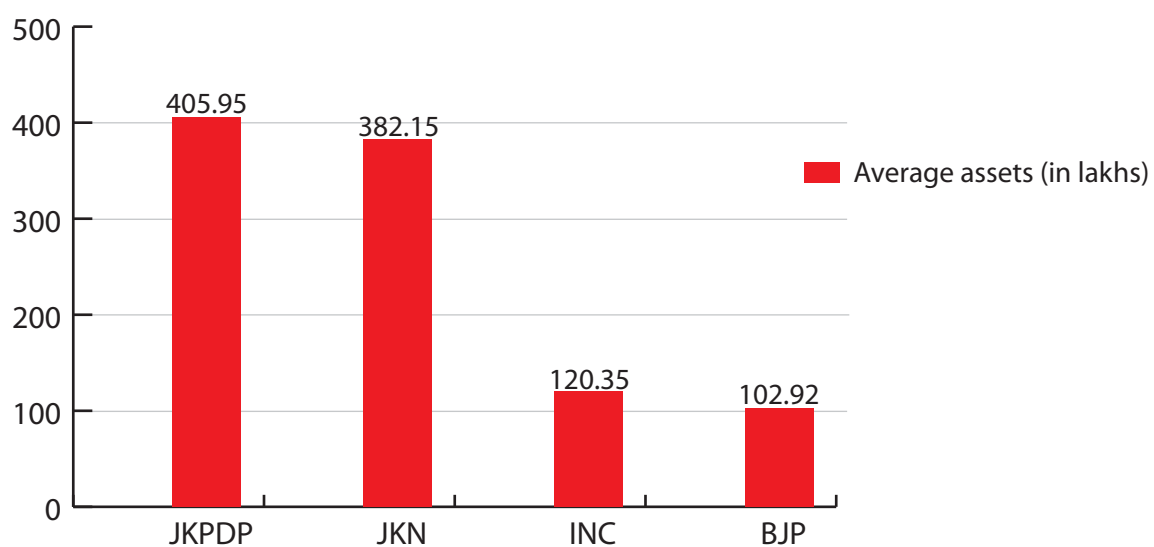
## Average assets for Candidates

For candidates of JKPDP average assets were approx 4 crores. Detailed list is given below.

**Table: Average assets for candidates Party wise**

Party	Average Assets	Candidate Count
JKPDP	Rs 4,05,95,874 ~ 4 Cror+	6
JKNC	Rs 3,82,15,380 ~ 3 Cror+	3
INC	Rs 1,20,35,633 ~ 1 Cror+	3
BJP	Rs 1,02,92,352 ~ 1 Cror+	4
Other parties	Rs 27, 84, 438 ~ 27 Lacs+	65

**Figure: Average assets (in lakhs) for candidates of major parties**



## Asset details for Crorepati candidates

Given below is the list of crorepati candidates who contested Lok Sabha 2009 elections from J&K.

**Table: Crorepati Candidates in J&K**

S No	Name	Constituency	Party	Movable Assets (Rs)	Immovable Assets (Rs)	Total Assets (Rs)	PAN Given	Won/ Lost
1	IFTIKHAR HUS-SAIN ANSARI	Srinagar	JKPDP	14,23,700	21,78,00,000	21,92,23,700 21 Cror+	Y	Lost
2	FAROOQ AB-DULLAH	Srinagar	JKNC	15,41,140	9,63,00,000	9,78,41,140 9 Cror+	Y	Won
3	HUSSAIN ALI	Jammu	BSP	23,60,000	2,30,00,000	2,53,60,000 2 Cror+	Y	Lost
4	KHALIDA BE-GUM	Srinagar	JKANC	7,62,542	2,27,00,000	2,34,62,542 2 Cror+	N	Lost
5	NISAR AHMAD KHAN	Anantnag	BSP	1,00,000	2,24,00,000	2,25,00,000 2 Cror+	N	Lost
6	PHUNTSOG NAMGYAL	Ladakh	INC	1,44,69,787	79,92,000	2,24,61,787 2 Cror+	N	Lost
7	GOWSIA BASHIR	Baramulla	IND	10,50,000	2,00,00,000	2,10,50,000 2 Cror+	N	Lost
8	MOHAMMAD DILAWAR MIR	Baramulla	JKPDP	16,50,000	1,85,00,000	2,01,50,000 2 Cror+	N	Lost
9	HILAL AHMED BAIG	Jammu	IND	10,25,000	1,50,00,000	1,60,25,000 1 Cror+	N	Lost
10	AVTAR KRISHAN PANDITA	Srinagar	BJP	1,70,000	1,50,00,000	1,51,70,000 1 Cror+	N	Lost
11	LILA KARAN SHARMA	Jammu	BJP	35,79,407	98,70,000	1,34,49,407 1 Cror+	Y	Lost
12	SHARIEF UD DIN SHARIQ	Baramulla	JKNC	19,55,000	1,00,00,000	1,19,55,000 1 Cror+	N	Won
13	MADAN LAL SHARMA	Jammu	INC	44,82,734	74,00,000	1,18,82,734 1 Cror+	Y	Won
14	SAJAD GANI LONE	Baramulla	JPC	11,81,313	1,00,00,000	1,11,81,313 1 Cror+	Y	Lost

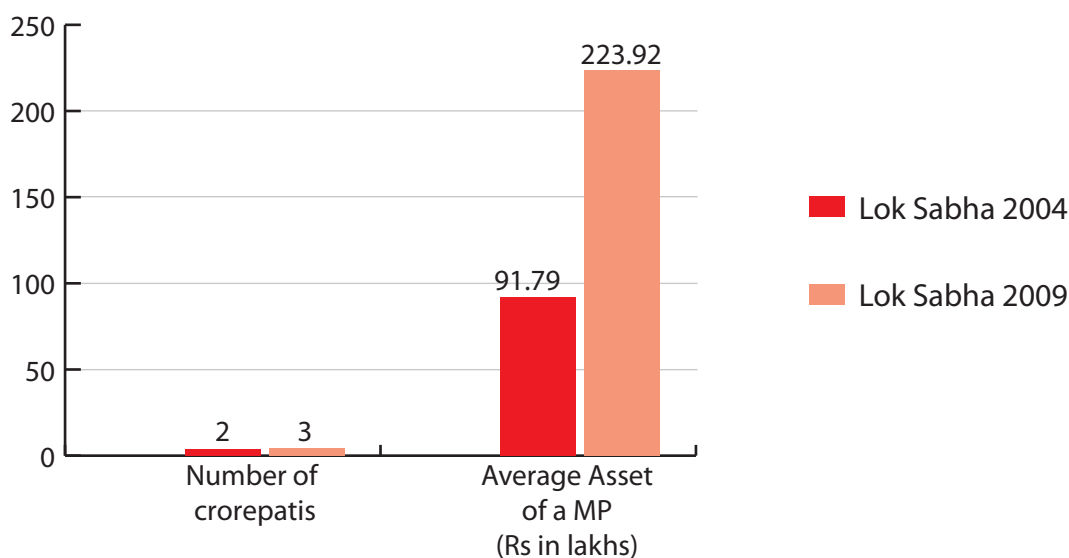
## Analysis based on assets- for MPs

Out of 6 MPs in Lok Sabha 2009, 3 MPs are crorepatis as compared to 2 crorepati MPs from Lok Sabha 2004 i.e. an increase of 50%. The average asset of a MP in 2004 Lok Sabha was Rs 91.79 lakhs which rose to Rs 2.23 cr in 2009. Between 2004 & 2009 there has been an average asset increase of 144% for MPs.

**Table: Comparison Lok Sabha 2004 and Lok Sabha 2009 based on assets**

	In Lok Sabha 2004	In Lok Sabha 2009	Increase	% Increase
Number of crorepatis	2	3	1	50%
Average Asset of a MP (Rs in lakhs)	91.79	223.92	132.13	144%

**Figure: Comparison Lok Sabha 2004 and Lok Sabha 2009 based on assets**



## **Chances of winning based on assets**

As can be seen from the table, the higher the assets the more are the chances of winning of a candidate. 50% of the candidates who declared assets more than 5 crores and above won. On the other hand not a single candidate with assets less than 10 lakhs won. The election results seemed to be highly influenced by the money power of the candidates

**Table: Chances of winning based on assets**

value of assets	no of candidates analyzed	no of MPs	% of MPs
Very high (5 cr and above)	2	1	50%
High (50 lakhs to 5 cr)	20	3	15%
Medium (50 lakhs to 10 lakhs)	18	2	11%
Low (less than 10 lakhs)	41	0	0%

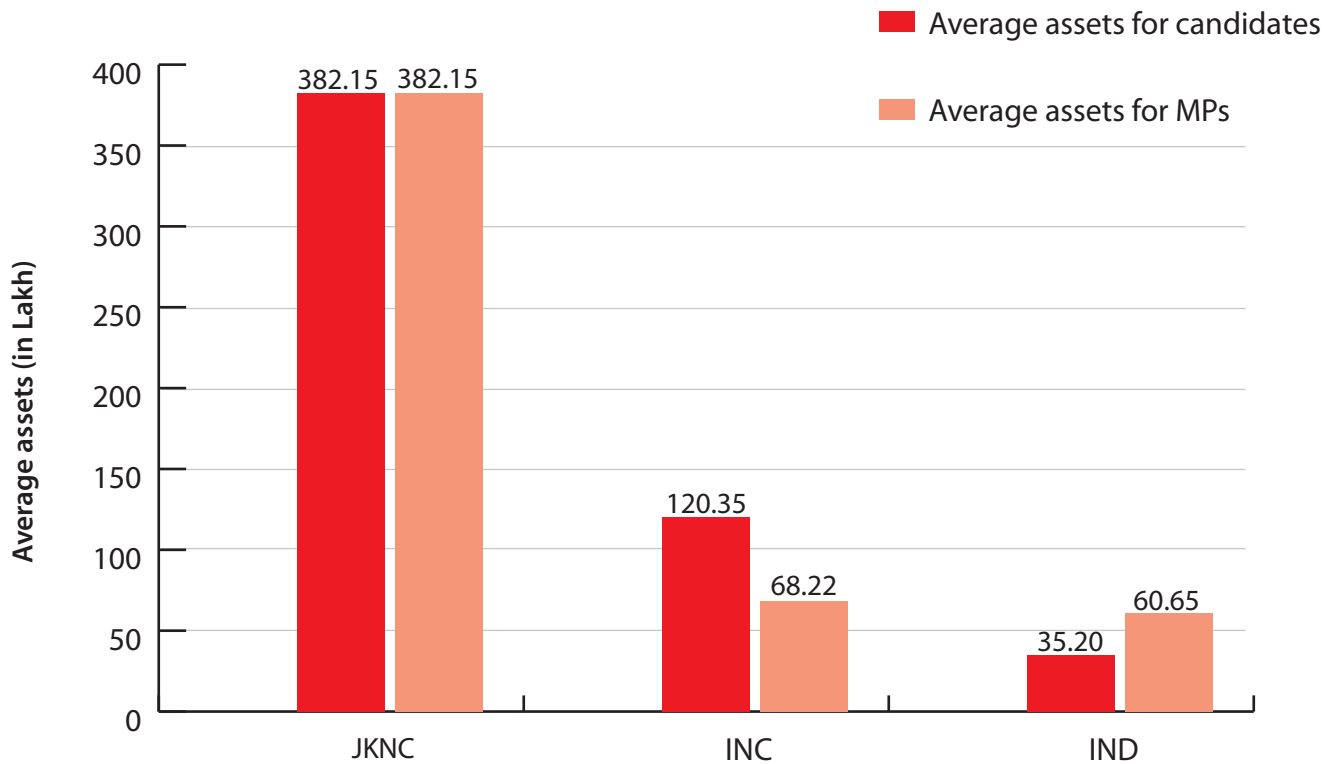
## **Average assets per MP for major parties**

Average asset for a MP from JKNC is Rs 3.82 crores, followed by 68.22 lakh for INC.

**Table: Average assets for MPs**

Party	No of candidates	Average assets for candidates	No of MPs	Average assets for MPs
JKNC	3	Rs 3,82,15,380 ~ 3 Cror+	3	Rs 3,82,15,380 ~ 3 Cror+
INC	3	Rs 1,20,35,633 ~ 1 Cror+	2	Rs 68,22,556 ~ 68 Lacs+
IND	28	Rs 35,20,183 ~ 35 Lacs+	1	Rs 60,65,000 ~ 60 Lacs+

**Figure: Comparison average assets for candidates & MPs in Lok Sabha 2009**



## Crorepati MPs- PAN not given

1 crorepati MP from J&K has not declared his PAN details even though these declarations are part of the affidavit. Details are given below-

**Table: Crorepati MPs- Party wise break up**

S. No.	Name	Constituency	Party	Total Assets (Rs)	Movable Assets (Rs)	Immovable Assets (Rs)	PAN Given
1	SHARIEF UD DIN SHARIQ	Baramulla	JKNC	19,55,000	1,00,00,000	1,19,55,000 ~ 1 Cror+	N

## Female representation in Lok Sabha 2009 elections

Out of 81 candidates only 6 or 7.40% were women. None of these female candidates won the election.



# Full Asset and pending criminal cases details

## Assets for all MPs from Jammu & Kashmir in Lok Sabha 2009

Se- rial	Name	Constitu- ency	Party	Movable As- sets (Rs)	Immovable Assets (Rs)	Total Assets (Rs)	Liabilities	PAN Given
1	FAROOQ AB- DULLAH	Srinagar	JKNC	9,78,41,140 9 Cror+	15,41,140 15 Lacs+	9,63,00,000 9 Cror+	0.00	Y
2	SHARIEF UD DIN SHARIQ	Baramulla	JKNC	1,19,55,000 1 Cror+	19,55,000 19 Lacs+	1,00,00,000 1 Cror+	13,10,000 13 Lacs+	N
3	MADAN LAL SHARMA	Jammu	INC	1,18,82,734 1 Cror+	44,82,734 44 Lacs+	74,00,000 74 Lacs+	1,49,750 1 Lacs+	Y
4	HASSAN KHAN	Ladakh	IND	60,65,000 60 Lacs+	15,65,000 15 Lacs+	45,00,000 45 Lacs+	0.00	N
5	MIRZA MEH- BOOB BEG	Anantnag	JKNC	48,50,000 48 Lacs+	13,50,000 13 Lacs+	35,00,000 35 Lacs+	0.00	N
6	CH. LAL SINGH	Udhampur	INC	17,62,378 17 Lacs+	7,62,378 7 Lacs+	10,00,000 10 Lacs+	26,50,000 26 Lacs+	Y

## Full details of pending criminal cases on MPs from Jammu & Kashmir

S. No.	Name	State/ Dist	Constitu- ency	Party	Age	Seri- ous IPC Counts	No of Cases in which Ac- cused	No. of Cases in which Con- victed	Total
1	MADAN LAL SHARMA	JAMMU & KASHMIR	Jammu	INC	56	0	1	0	1
Cases (Accused)  1. IPC Sections - 332,342 , Other Details -			IPC Section		Description				
			332		Voluntarily causing hurt to deter public servant from his duty				
			342		wrongful Confinement				
Cases (Convicted) -----No Cases----									

# Jharkhand

## Lok Sabha 2009 Elections

# CONTENTS

Executive summary for candidates & MPs.....	489
Voting and winning trend.....	491
Analysis based on pending criminal cases.....	493
Pending criminal cases- analysis for candidates.....	493
Party wise break up for candidates with pending criminal cases .....	493
Serious crimes distribution for candidates– Party wise .....	494
Party wise comparison of pending criminal cases on candidates LS-2004 vs LS-2009 .....	496
Details for candidates based on pending criminal cases.....	497
Pending criminal cases- analysis for MPs .....	499
Party wise break up for MPs with pending criminal cases.....	500
Serious crimes distribution for candidates– for major parties .....	501
MPs with most serious pending criminal cases.....	502
Analysis based on assets.....	503
Analysis based on assets – for candidates .....	503
Average assets for Candidates.....	504
Top 20 crorepati candidates.....	505
Analysis based on assets- for MPs.....	507
Chances of winning based on assets.....	508
Crorepati MPs- Party wise break up.....	508
Average assets per MP for major parties .....	509
Asset position in constituency among candidates and chances of winning.....	510
Details of Crorepati MPs.....	511
Female representation in Lok Sabha 2009 elections .....	511
Full Asset and pending criminal cases details.....	512
Assets for all MPs from Jharkhand in Lok Sabha 2009.....	512
Full details of pending criminal cases on MPs from Jharkhand.....	513

# **Jharkhand Election Watch\***

## **Lok Sabha elections 2009**

Lok Sabha 2009 elections were held in two phases in Jharkhand on April 16, 2009 and April 23, 2009. This chapter includes the analysis of voting trend, criminalization, money power, gender etc in these elections. Information provided by ECI and details from the affidavits filed by contesting candidates have been used for above analysis.

### **Growth of political parties**

In Lok Sabha 2004, 26 parties contested from Jharkhand which rose to 43 parties in Lok Sabha 2009 elections. This reflects a rise of 65% in the number of parties from Lok Sabha 2004 elections to Lok Sabha 2009 elections.

### **Growth in number of candidates**

In Jharkhand a total of 249 candidates contested Lok Sabha 2009 elections as compared to 182 candidates in Lok Sabha 2004 elections. This shows a growth of 37% in the number of candidates contesting in 2009.

## **Executive summary for candidates and MPs**

### **Summary for candidates**

- Affidavits of 172 candidates out of 249 candidates in Lok Sabha 2009 elections from Jharkhand were analyzed by Jharkhand Election Watch (JEW).
- Out of these 172 candidates, 54 candidates or 31% declared pending criminal cases against them. JMM had 7 out of 8 (87.5%) candidates with pending criminal cases, INC had 5 out of 9 (56%) candidates with pending criminal cases, BJP had 6 out of 12 (50%) candidates with pending criminal cases and JVM had 7 out of 14 (50%) candidates with pending criminal cases.
- Out of these 54 candidates with pending criminal cases, 23 had pending serious criminal cases like murder, attempt to murder, kidnapping, robbery, extortion etc. JMM had 3 candidates; JVM & INC had 2 candidates each with pending serious criminal cases.
- Candidates of major parties in Jharkhand- JMM, INC and BJP were analyzed for Lok Sabha 2004 elections. Out of the 26 candidates of these three major political parties, 13 (50%) had pending criminal cases against them. Comparing this to Lok Sabha 2009 elections, there were 29 candidates of these three main parties JMM, INC & BJP and out of these 29 candidates 18 (62%) had pending criminal cases against them.
- There were 121 IPC charges of heinous nature on the candidates which included murder, attempt to murder, kidnapping, extortion, etc.

\*This chapter would not have been possible without the efforts of several volunteers, groups and organizations from the state. ADR and NEW especially acknowledge with gratitude the efforts of Mr. Sudhir Pal (Coordinator, Jharkhand Election Watch and Manthan Yuva Sansthan, Ranchi), PBL- NAZAR TV (Ranchi), Mr. Balram (State Advisor, Commissioner to Supreme Court on Right to Food case), Dr. Ramesh Sharan (Prominent economist of Jharkhand), Mr. Gurjit (State Coordinator, Jharkhand NREGA Watch), Dr. Dinesh Kr. Kinu (Human Right Activist), Mr. Arbind Kumar Pandey (Mahua TV), Mr. A.K. Singh (SPAR, Ranchi).

This volume is dedicated to all who were part of the Election Watch.

- There were total 12 red alert constituencies where 3 or more contesting candidates had pending criminal cases. Godda & Dhanbad each had 7 candidates with pending criminal cases.
- Out of 172 candidates, 20 candidates i.e. 12% were crorepatis.
- A total of 22 candidates declared liabilities of 5 lakhs and above.
- Among major parties, the average asset per candidate for BJP was Rs. 1.87 crores, JMM was Rs 61 Lakhs, INC was Rs.2.35 crores, and JVM Rs.2.17 crores.
- Out of 172 candidates, 91 i.e.53% of candidates had not furnished PAN card details.
- Number of women candidates was just 14 (6%) as compared to 235 of men (94%).
- 45% candidates (77 of 172) were graduates & above.
- None of the parties managed to get votes anywhere near to 50%. The highest votes polled were approx 28% for BJP and it was about 14% of the total registered voters. INC managed 15% of the votes and JMM managed 12%.

## **Summary for MPs**

- Out of 14 MPs, 8 (57%) have pending criminal cases against them. Comparing this to Lok Sabha 2004, 7 MPs out of 14 (50%) had pending criminal cases against them.
- Out of these 8 MPs with pending criminal cases, there are pending serious criminal cases against 2 (14%) MPs. Contrasting this with Lok Sabha 2004, 3 out of 7 (21.43 %) MPs had serious pending criminal cases against them.
- As the number of MPs with pending criminal cases has increased from 7 in Lok Sabha 2004 to 8 in Lok Sabha 2009, so is the number of total criminal cases against MPs. It has increased from 14 in Lok Sabha 2004 to 48 in Lok Sabha 2009. Similarly the number of total serious IPC sections against MPs has also increased from 6 in 2004 to 54 in 2009.
- The number of crorepati MPs has increased from 3 in Lok Sabha 2004 to 6 in current Lok Sabha.
- Among major parties, the average asset per MP for INC is Rs.2.78 crores, BJP Rs 2.69 crores, JMM approx Rs. 44 Lakhs & JVM approx Rs 21 lakhs.
- Average asset of a MP from Jharkhand is approx Rs 2crores.
- None of the women candidates managed to win in elections.

# Voting and winning trend

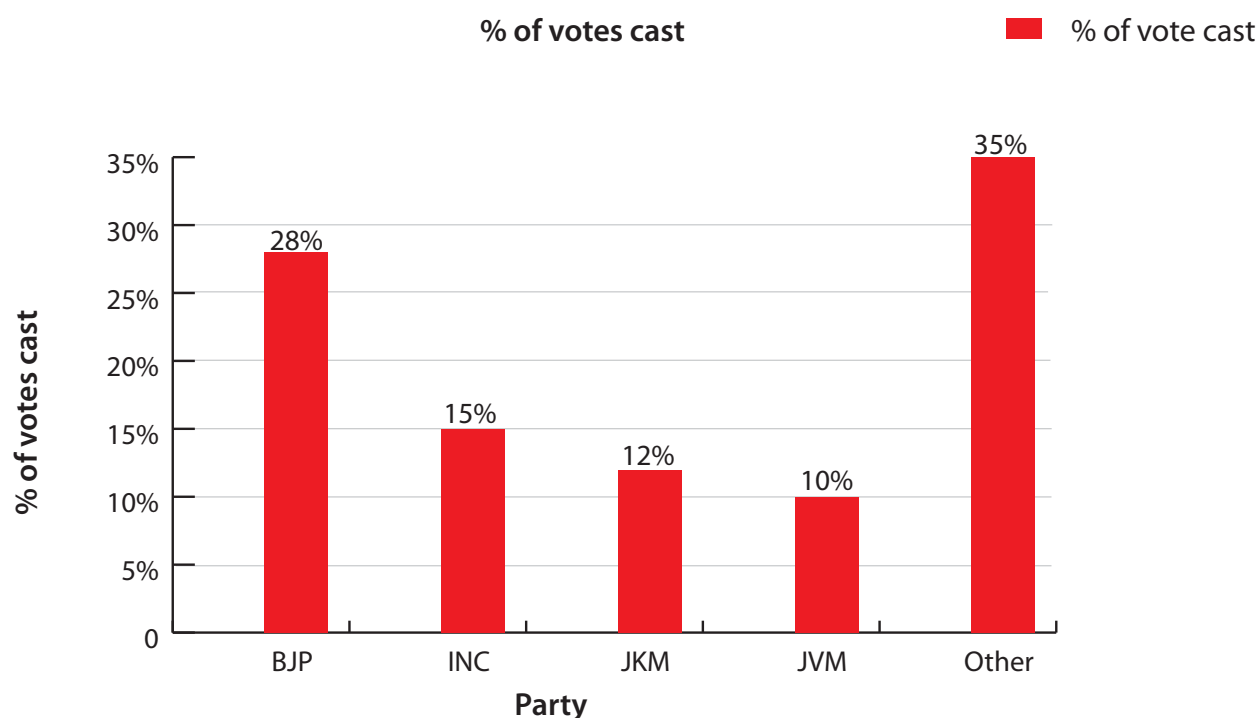
## Voting analysis

The % of votes cast for major parties in Jharkhand clearly shows that none of the parties got anywhere close to the 50% mark. Total voting in Jharkhand was 52%. BJP which emerged as a largest party in Jharkhand in 2009 elections after winning 8 out of 14 Lok Sabha seats managed to get only 28% of the votes cast and it is only 14% of the registered voters. The total electorates in Jharkhand were 1,77,13,174 and the total votes cast were 91,35,818.

Further break-up is given in the table-

**Table: Per cent of votes cast**

Party	Total votes cast for the party	% of votes cast	% of total registered voters
Bharatiya Janata Party (BJP)	25,15,265	28%	14%
Indian National Congress (INC)	13,72,639	15%	8%
Jharkhand Mukti Morcha (JMM)	10,68,935	12%	6%
Jharkhand Vikas Morcha(JVM)	9,57,084	10%	5%
Others	32,21,895	35%	18%



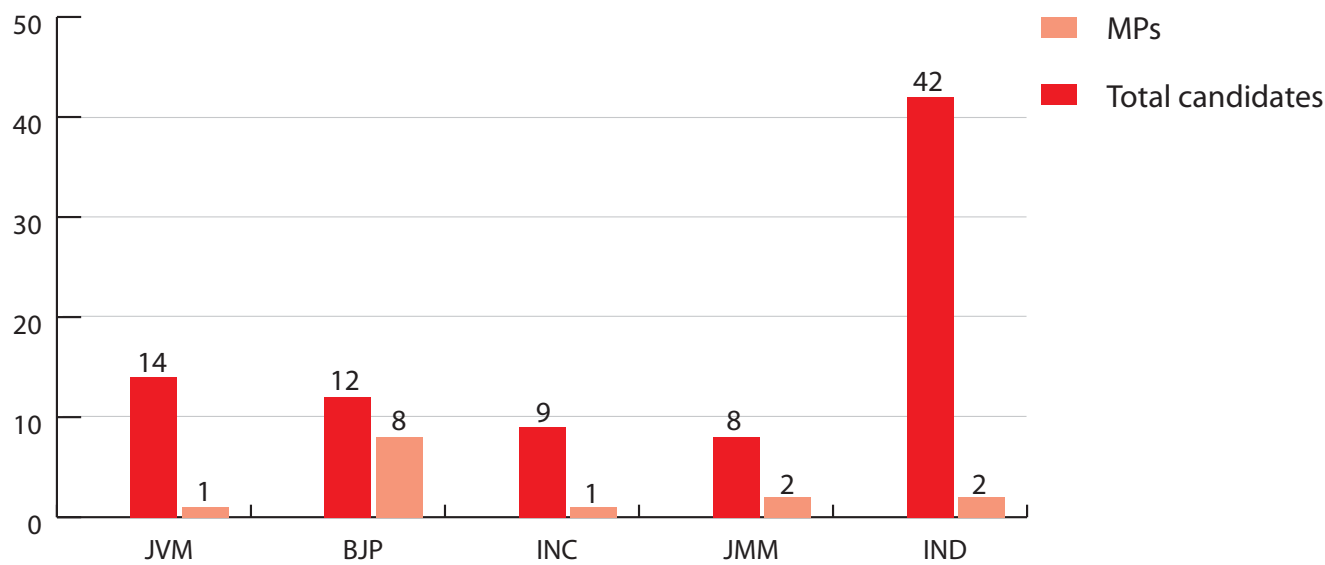
# Candidates Vs MPs

Jharkhand has 14 parliamentary constituencies. Maximum numbers of MPs (8) are from BJP followed by 2 MPs from both JMM & IND, INC & JVM have 1 MP each. The breakup of MPs as compared to total candidates from the party are-

Table: Candidates vs. MPs - Party-wise

Party	Total candidates	MPs
JVM	14	1
BJP	12	8
INC	9	1
JMM	8	2
IND	42	2

Figure: Candidates vs. MPs: Party-wise



# Analysis based on pending criminal cases

## Pending criminal cases- analysis for candidates

A total of 172 affidavits out of 249 were analysed by Jharkhand Election Watch (JEW) for Lok Sabha 2009 elections. Out of these 172 candidates, 54 (31%) candidates declared pending criminal cases against them. Out of these 54 candidates with pending criminal cases, 23 had pending serious criminal cases like murder, attempt to murder, kidnapping, robbery, extortion etc.

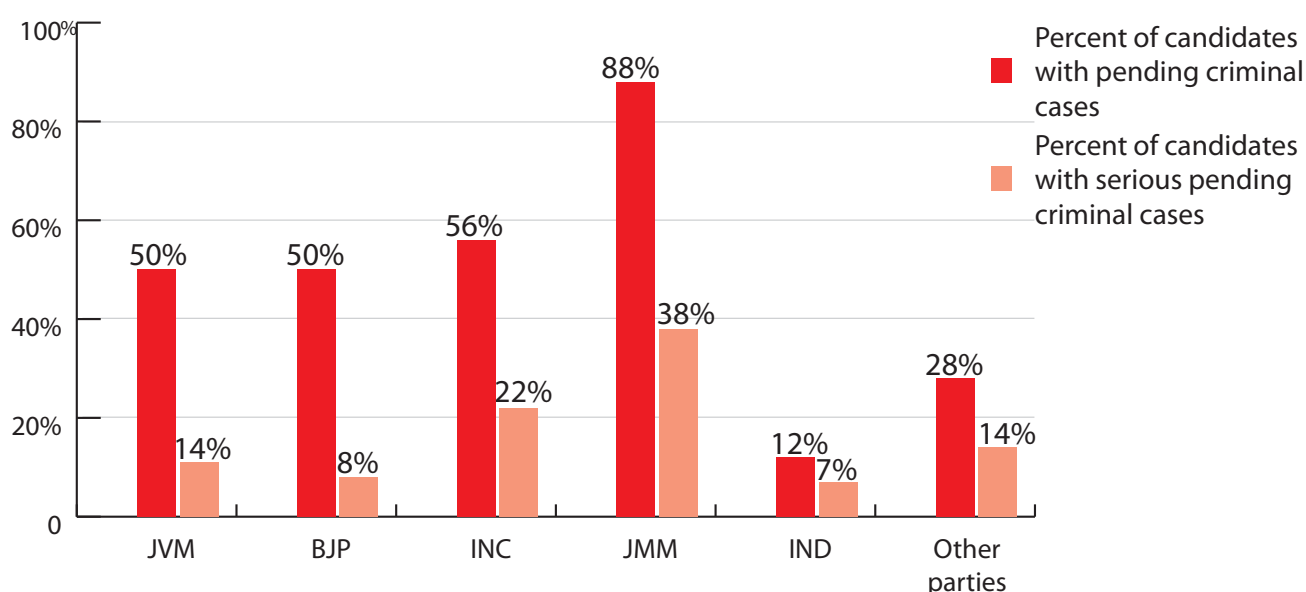
## Party wise break up for candidates with pending criminal cases

In Jharkhand, 54 candidates out of 172 contested in Lok Sabha 2009 elections had pending criminal cases against them. 23 out of 54 had serious criminal cases pending against them. 88% candidates of JMM had pending criminal cases against them whereas 50% of candidates from both JVM & BJP in Jharkhand had pending criminal cases. Party wise details are given below.

**Table: Candidates with pending criminal cases and serious pending criminal cases- Party wise break up**

Party	Total candidates analysed	Candidates with pending criminal cases	Percent of candidates with pending criminal cases	Number of Candidates with pending serious criminal cases	Percent of candidates with pending serious criminal cases
JVM	14	7	50%	2	14%
BJP	12	6	50%	1	8%
INC	9	5	56%	2	22%
JMM	8	7	88%	3	38%
IND	42	5	12%	3	7%
Other parties	87	24	28%	12	14%
Total	172	54	31%	23	13%

**Figure: Comparison of pending criminal cases and serious pending criminal cases for candidates of major parties**





## Serious crimes distribution for candidates - Party wise

The table below shows the breakup of serious IPC sections for candidates of major parties. Serious crimes have been distributed in categories of violent crimes, theft related crimes, and finance related crimes and other serious crimes.

**Table: Serious IPC section break up for candidates of major parties**

IPC/Party	IPC Description	JVM	BJP	INC	JMM	Total for major parties
<b>VIOLENT CRIMES</b>						
300 301 302 303 304 304A 304B 305 306	Murder & related	1	0	0	14	15
307 308	Attempt to murder	1	0	1	20	22
321 322 323 324 325 326	Voluntarily causing hurt by dangerous weapons or means	2	0	0	11	13
359 360 361 362 363 363A 364 364A 365 366 366A 366B 367 368 369	kidnapping	0	0	0	1	1
<b>Total Violent Crimes</b>		<b>4</b>	<b>0</b>	<b>1</b>	<b>46</b>	<b>51</b>
<b>ROBBERY, EXTORTION, THEFT, CHEATING ETC</b>						
378 379 380 381 382	theft related	0	1	0	5	6
384	Extortion related	0	0	0	3	3
395 396 397 398 399 400 401 402	dacoity related	0	0	0	1	1
411 412 413 414 415 417 418 419 420	Cheating and dishonesty , stolen property	2	0	0	4	6
<b>Total Theft related crimes</b>		<b>2</b>	<b>1</b>	<b>0</b>	<b>13</b>	<b>16</b>
<b>FINANCIAL FRAUD ETC</b>						
463 465 466 467 468 469 470 471	forgery	0	0	0	2	2
<b>Total Financial crimes</b>		<b>0</b>	<b>0</b>	<b>0</b>	<b>2</b>	<b>2</b>
<b>OTHER SERIOUS CRIME</b>						
121 121A 122 123 124 124A	Waging or attempting to wage war or concealing with intent to facilitate design to wage war	0	0	0	1	1
171 C 171D 171F	undue influence or person-ation at an election	1	0	1	0	2
<b>Total Other Serious crimes</b>		<b>1</b>	<b>0</b>	<b>1</b>	<b>1</b>	<b>3</b>
<b>Total for major parties</b>		<b>7</b>	<b>1</b>	<b>2</b>	<b>62</b>	<b>72</b>

Figure: Serious IPC section break up for candidates of major parties

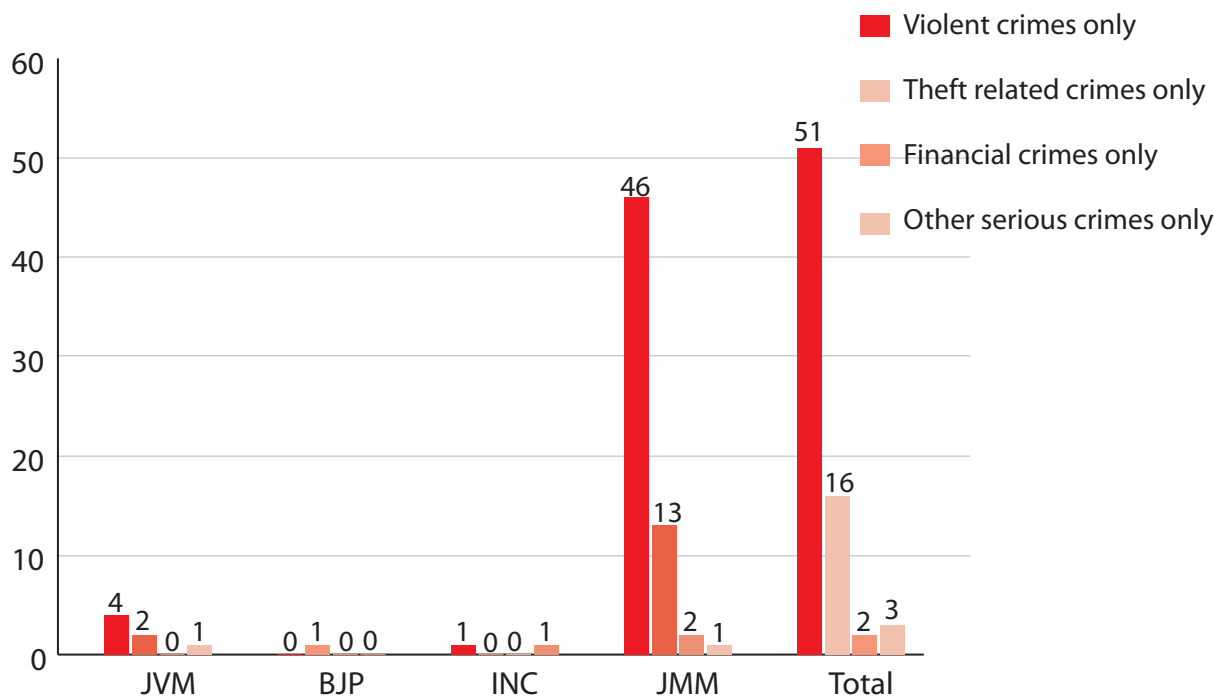
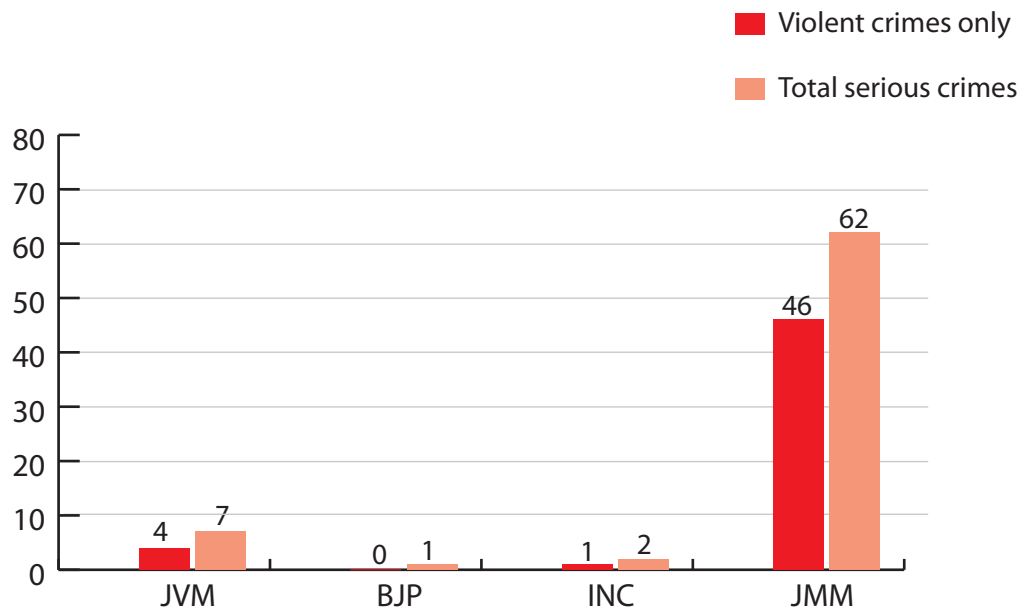


Figure: Comparison total serious crimes vs. total violent crimes (murder, kidnapping etc) - Party wise



## **Party wise comparison of pending criminal cases on candidates in Lok Sabha 2004 & Lok Sabha 2009**

A comparison between Lok Sabha 2009 & Lok Sabha 2004 elections of candidates from three major parties and with pending criminal cases is give in the following table. For INC & JMM the number of candidates with pending criminal cases has increased in 2009 elections as compared to 2004 elections, whereas for BJP the percentage remains the same. This can be seen from table below.

**Table: Comparison Lok Sabha 2004 vs. Lok Sabha 2009**

Party	Lok Sabha 2004			Lok Sabha 2009		
	Number of candidates analysed	candidates with pending criminal cases	% of candidates with pending criminal cases	Number of candidates analysed	candidates with pending criminal cases	% of candidates with pending criminal cases
BJP	14	7	50%	12	6	50%
INC	7	2	29%	9	5	56%
JMM	5	4	80%	8	7	88%

## Details of candidates based on pending criminal cases

The table below lists top 20 candidates with serious pending criminal cases. Most of them have been charged multiple times with murder, attempt to murder, kidnapping, dacoity etc. Kameshwar Baitha from Palamau had 51 counts of serious IPCs pending against him. Samaresh Singh of Dhanbad had 14 charges of murder, attempt to murder & kidnapping etc pending against him. Out of these 20 candidates with most serious pending criminal cases, only 2 candidates won and rest 18 were rejected by the voters. The detailed list is given below.

S No.	Name	Constituency	Party	Serious IPC Counts	Age	Total no. of cases	IPC counts related to violent crimes like murder, kidnapping etc and theft, extortion, cheating and dacoity etc	Won/Lost
1	KAMESHWAR BAITHA	Palamau	JMM	56	51	35	11 charges related to murder, 18 charges related to attempt to murder & 1 charge of kidnapping, 5 charges related to theft, 2 charges related to extortion & 1 charge of dacoity.	won
2	SAMARESH SINGH	Dhanbad	BSP	68	14	15	9 charges related to attempt to murder, 1 charge each of theft & extortion.	lost
3	SHIVLAL MAHTO	Hazaribagh	JMM	34	8	6	2 charges related to attempt to murder, 1 charge each of cheating & extortion.	lost
4	RAJ KUMAR YADAV	Kodarma	CPI(ML)(L)	37	6	3	2 charges related to attempt to murder, 1 charge each of theft & extortion.	lost
5	RAJ NARAYAN KHAWADE	Godda	AJSUP	42	5	5	2 charges each of murder & attempt to murder, 1 charge of extortion.	lost
6	MANGAL SINGH BOBONGA	Singhbhum	JVM	40	5	2	1 charge of culpable homicide, 1 charge of cheating	lost
7	NANDLAL YADAV	Godda	SP	39	4	1	1 charge of cheating	lost
8	SHIBU SOREN	Dumka	JMM	64	3	5	2 charges of murder & 1 charge of attempt to murder.	won
9	RATNESH KUMAR GUPTA	Chatra	IND	47	3	3	2 charges of theft & 1 charge of kidnapping.	lost
10	CHAMRA LINDA	Lohardaga	IND	39	3	2	1 charge of attempt to murder, 1 charge of theft	lost

S No.	Name	Constituency	Party	Serious IPC Counts	Age	Total no. of cases	IPC counts related to violent crimes like murder, kidnapping etc and theft, extortion, cheating and dacoity etc	Won/ Lost
11	HIRA RAM TUPHANI	Palamau	BSP	59	3	1	1 charge of cheating	lost
12	HAFFIZUDDIN ANSARI	Dhanbad	SP	51	2	3	2 charges related to attempt to murder.	lost
13	SUSHMA MEHTA	Palamau	CPI(ML)(L)	31	2	2	1 charge of attempt to murder.	lost
14	VIRENDRA PRADHAN	Dhanbad	LJP	44	2	2	1 charge of murder	lost
15	ARVIND KUMAR SINGH	Jamshedpur	JVM	47	2	2	1 charge of attempt to murder	lost
16	LAXMAN SWARNKAR	Kodarma	BJP	63	1	3	1 charge of theft	lost
17	NEAL TIRKI	Khunti	INC	55	1	3	1 charge of attempt to murder	lost
18	ARUN KUMAR YADAV	Chatra	JD(U)	41	1	2	1 charge of kidnapping.	lost
19	FURKAN ANSARI	Godda	INC	61	1	2	1 charge of undue influence and personation at an election.	lost
20	PADMA BARAIK	Lohardaga	IND	25	1	1	1 charge of theft	lost

## Pending criminal cases- analysis for MPs

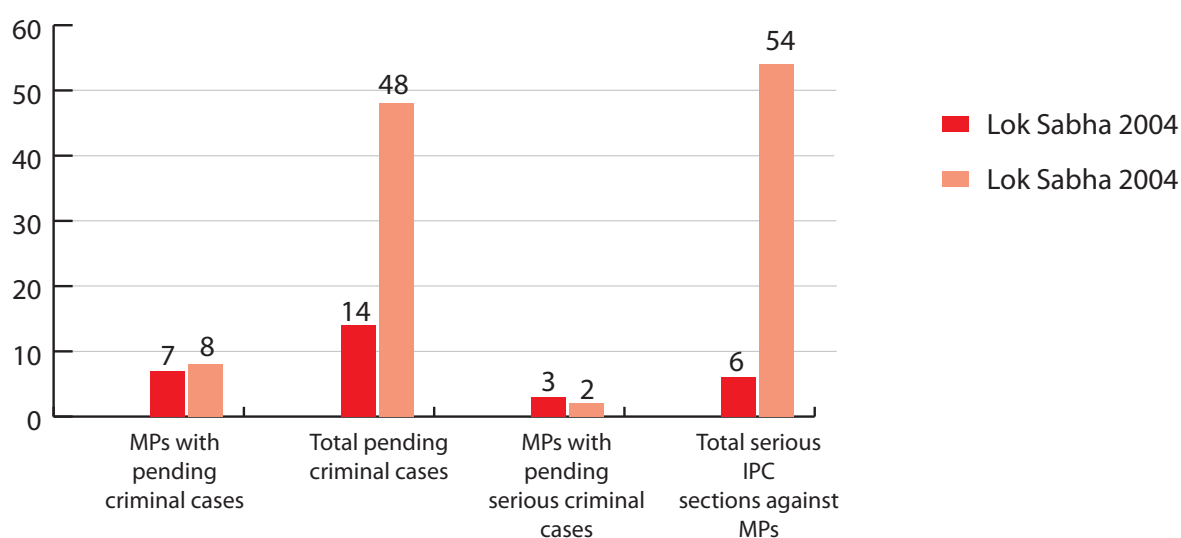
Out of 14 MPs from Jharkhand in Lok Sabha 2009, 8 MPs have pending criminal cases against them. Out of these 8 MPs there are pending serious criminal cases against 2 MPs (14%). In Lok Sabha 2004, 3 or 21 % MPs had serious pending criminal cases.

Given below is a comparative analysis for MPs with pending criminal cases elected from Jharkhand. The presence of MPs with pending criminal cases from Jharkhand in Lok Sabha 2009 has increased by 14%. The number of total pending criminal cases has also increased by almost 243%. This means that there were an average of 2 cases per tainted MP in Lok Sabha 2004 compared to 6 cases per tainted MP in Lok Sabha 2009.

**Table: Comparison Lok Sabha 2004 & 2009- MPs with pending criminal cases**

	2004	2009	Increase	% increase
Number of MPs with pending criminal cases	7	8	1	14%
Total Pending criminal cases	14	48	34	243%
Number of MPs with pending serious criminal cases	3	2	-1	-33%
Total Serious IPCs against MPs	6	54	48	800%

**Figure: Comparison Lok Sabha 2004 & 2009- MPs with pending criminal cases**



## **Party wise break up for MPs with pending criminal cases**

Out of total 8 MPs with pending criminal cases 4 are from BJP, 2 from JMM and 1 each from INC & JVM. The comparison between total candidates and MPs is given below.

**Table: MPs with pending criminal cases- Party wise**

<b>Party</b>	<b>Total Candidates analysed</b>	<b>Total MPs</b>	<b>MPs with pending Criminal Cases</b>	<b>Percentage of MPs with pending Criminal cases</b>	<b>MPs with Serious pending Criminal Cases</b>	<b>Percentage of MPs with Serious pending Criminal Cases</b>
BJP	12	8	4	50%	0	0%
JMM	8	2	2	100%	2	100%
INC	9	1	1	100%	0	0%
JVM	14	1	1	100%	0	0%

## Serious crimes distribution – for candidates of major parties

There are several cases of violent crimes like murder, attempt to murder, theft, extortion, robbery etc pending against MPs from Jharkhand. The table below gives summary of all serious violent offences related to murder, kidnapping, extortion, theft, robbery and dacoity. All serious IPC's have been clubbed under four heads namely- violent crimes; robbery, extortion, theft etc; financial frauds and other serious crimes. As can be seen MPs of JMM have 54 pending serious criminal IPC counts against them.

**Table: Serious IPC section break up for MPs from Jharkhand**

IPC/Party	IPC Description	JMM	Total
<b><i>VIOLENT CRIMES</i></b>			
300 302 303 304 304A 304B 305 306	Murder & related	14	14
307 308	Attempt to murder	18	18
321 322 323 324 325 326	Voluntarily causing hurt by dangerous weapons or means	10	10
359 360 361 362 363 363A 364 364A 365 366 366A 366B 367 368 369	kidnapping	1	1
<b>Total Violent Crimes</b>		<b>43</b>	<b>43</b>
<b><i>ROBBERY, EXTORTION, THEFT, CHEATING ETC</i></b>			
378 379 380 381 382	theft related	5	5
384	extortion related	2	2
395 396 397 398 399 400 401 402	dacoity related	1	1
411 412 413 414 415 417 418 419 420	Cheating and dishonesty , stolen property	2	2
<b>Total Theft related crimes</b>		<b>10</b>	<b>10</b>
<b><i>OTHER SERIOUS CRIME</i></b>			
121 121A 122 123 124 124A	Waging or attempting to wage war or concealing with intent to facilitate design to wage war	1	1
<b>Total Other Serious crimes</b>		<b>1</b>	<b>1</b>
<b>Total Serious crimes</b>		<b>54</b>	<b>54</b>



## MPs with most serious pending criminal cases

Given below is a list of MPs from Jharkhand who have most serious pending criminal cases against them. Kameshwar Baitha of JMM have 51 serious IPCs on him, Shibu Soren again of JMM have 3 serious counts against him.

S No	Name	Constituency	Party	Cases total	Serious IPC counts	Details of serious IPC counts
1	KAMESHWAR BAITHA	Palamau	JMM	35	51	11 charges related to murder, 18 charges related to attempt to murder & 1 charge of kidnapping, 5 charges related to theft, 2 charges related to extortion & 1 charge of dacoity
2	SHIBU SOREN	Dumka	JMM	5	3	2 charges of murder & 1 charge of attempt to murder

# Analysis based on assets

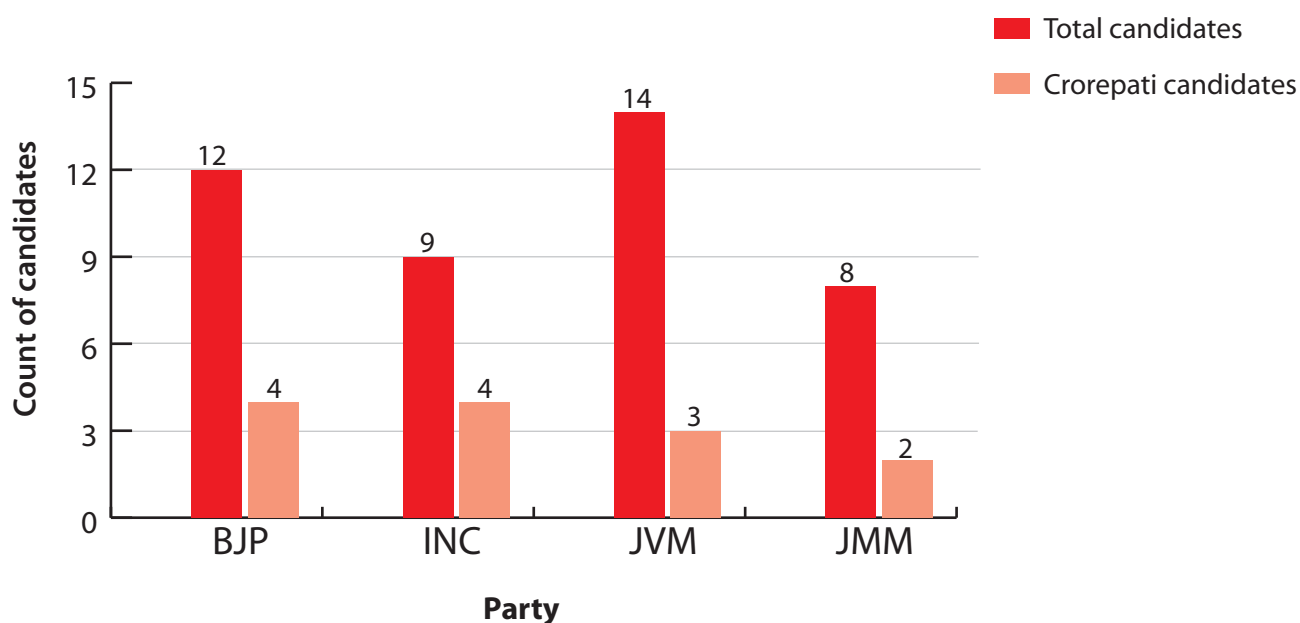
## Analysis based on assets – for candidates

Out of 172 candidates contested Lok Sabha 2009, 20 (12%) were crorepatis. 33% candidates of BJP and 44% candidates of INC were crorepatis.

**Table: Crorepati candidates- Party wise break up**

Party	Total candidates analysed	Crorepati candidates	% of crorepati candidates
BJP	12	4	33%
INC	9	4	44%
JVM	14	3	21%
JMM	8	2	25%
Other parties	129	7	5%
Total	172	20	12%

**Figure: Crorepati candidates from major parties**



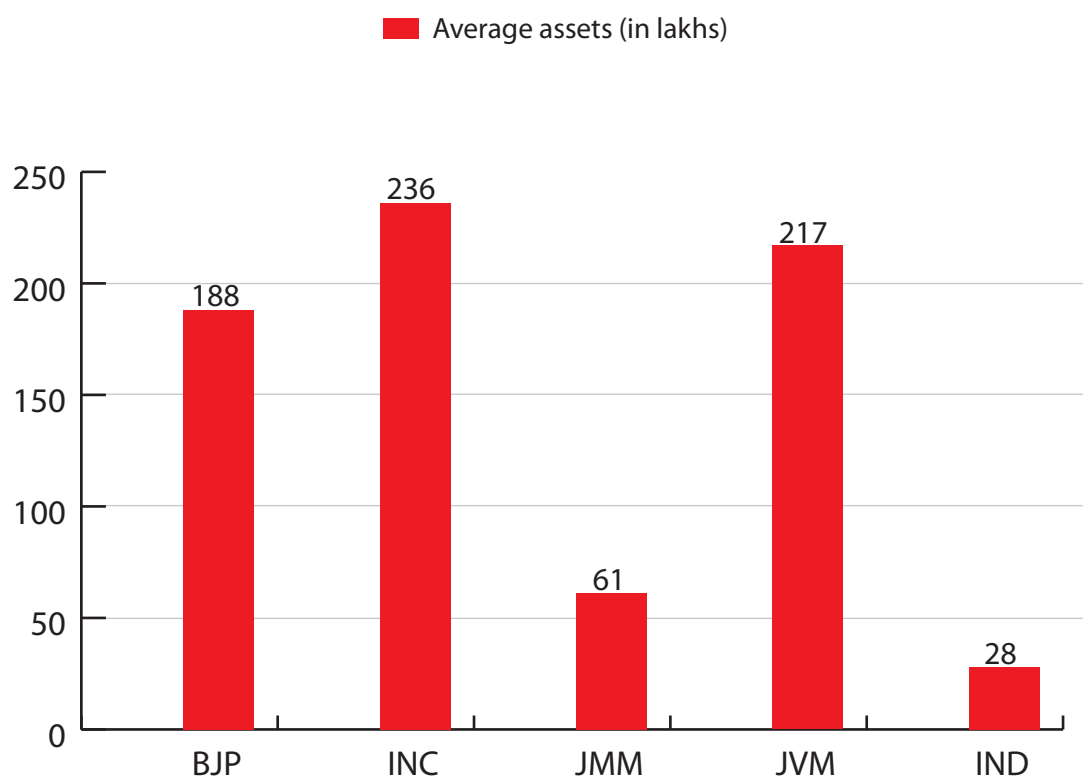
## Average assets for Candidates

For candidates of BJP average assets were approx Rs 1.88 crores. These were more than Rs 2.35 crores for INC and Rs 61 Lakhs for JMM. Detailed list is given below.

**Table: Average assets for candidates Party wise**

Party	Average Assets	Candidate Count
BJP	Rs 1,87,77,397 ~ 1 Cror+	12
INC	Rs 2,35,74,744 ~ 2 Cror+	9
JMM	Rs 61,16,649 ~ 61 Lacs+	8
JVM	Rs 2,17,42,529 ~ 2 Cror+	14
IND	Rs 28,10,131 ~ 28 Lacs+	42
Other parties	Rs 29,67,364 ~ 29 Lacs+	87

**Figure: Average assets (in lakhs) for candidates of major parties**



## Top 20 crorepati candidates

Given below is the list of top 20 crorepati candidates who contested Lok Sabha 2009 elections from Jharkhand.

**Table: Crorepati Candidates in Jharkhand**

S No	Name	Constituency	Party	Movable Assets (Rs)	Immovable Assets (Rs)	Total Assets (Rs)	PAN Given
1	Braj Kishore Jaishwal	Hazaribagh	JVM	1,92,95,832	20,52,00,751	22,44,96,583 22 Cror+	Y
2	Dhiraj Kumar Sahu	Chatra	INC	4,08,87,008	10,07,40,000	14,16,27,008 14 Cror+	Y
3	NISHIKANT DUBEY	Godda	BJP	2,54,81,987	8,60,56,000	11,15,37,987 11 Cror+	Y
4	VIRENDRA PRADHAN	Dhanbad	LJP	1,27,56,146	5,05,50,000	6,33,06,146 6 Cror+	Y
5	YASHWANT SINHA	Hazaribagh	BJP	1,06,26,217	3,01,50,000	4,07,76,217 4 Cror+	Y
6	Dhirendra Agrawal	Chatra	IND	2,26,61,717	1,37,46,077	3,64,07,794 3 Cror+	N
7	RAVINDRA KUMAR PANDEY	Giridih	BJP	1,64,57,762	1,62,65,000	3,27,22,762 3 Cror+	Y
8	SUBODH KANT SAHAY	Ranchi	INC	1,11,59,918	1,66,95,000	2,78,54,918 2 Cror+	Y
9	ARVIND KUMAR SINGH	Jamshedpur	JVM	1,51,09,665	71,72,120	2,22,81,785 2 Cror+	Y
10	Inder Singh Namdhari	Chatra	IND	36,39,657	1,76,38,000	2,12,77,657 2 Cror+	Y
11	RAJ NARAYAN KHAWADE	Godda	AJSUP	12,53,268	1,80,40,000	1,92,93,268 1 Cror+	Y
12	CHANDRASHEKHAR DUBEY	Dhanbad	INC	47,56,276	99,25,000	1,46,81,276 1 Cror+	Y
13	HIRA RAM TUPHANI	Palamau	BSP	19,95,258	1,04,50,000	1,24,45,258 1 Cror+	Y
14	NAGMANI	Chatra	RJD	41,90,256	82,40,000	1,24,30,256 1 Cror+	Y
15	Rameshwar Oraon	Lohardaga	INC	34,66,933	89,50,000	1,24,16,933 1 Cror+	N
16	ARJUN MUNDA	Jamshedpur	BJP	1,10,48,895	13,36,000	1,23,84,895 1 Cror+	Y

S No	Name	Constituency	Party	Movable Assets (Rs)	Immovable Assets (Rs)	Total Assets (Rs)	PAN Given
17	Theodor Kido	Khunti	JVM	14,50,000	99,00,000	1,13,50,000 1 Cror+	Y
18	HAFFIZUDDIN ANSARI	Dhanbad	SP	17,50,000	92,50,000	1,10,00,000 1 Cror+	Y
19	DURGA SOREN	Godda	JMM	63,04,109	43,79,291	1,06,83,400 1 Cror+	Y
20	HEMLAL MURMU	Rajmahal	JMM	62,78,367	44,02,239	1,06,80,606 1 Cror+	Y

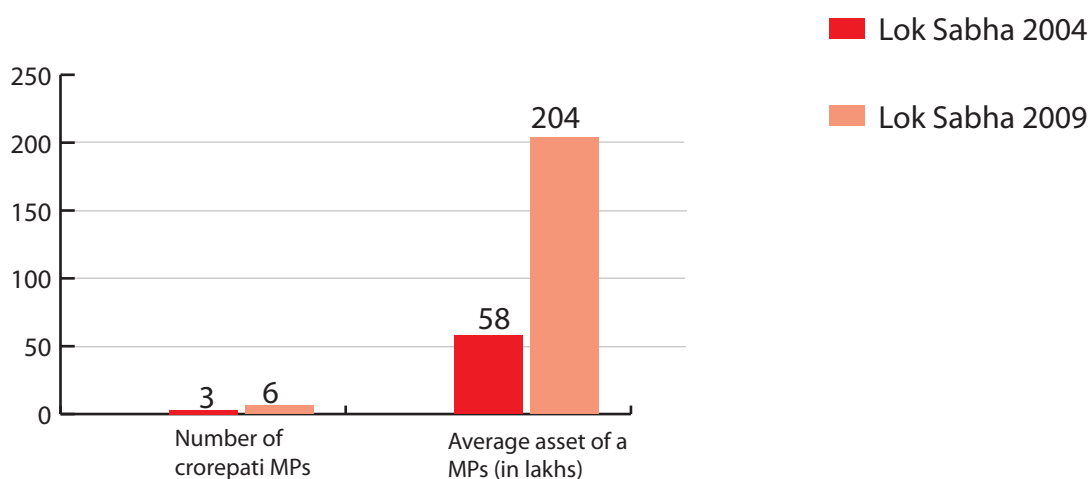
## Analysis based on assets- for MPs

Out of 14 MPs in Lok Sabha 2009 from Jharkhand 6 are crorepatis. In 2004 there were 3 crorepati MPs from Jharkhand. This shows an increase of 100% in the number of crorepati MPs in Lok Sabha 2009 from Lok Sabha 2004. The average asset of a MP in Lok Sabha 2004 was Rs 58 Lac (Approx) which rose to Rs 2 cr in Lok Sabha 2009. Between 2004 & 2009 there has been an average asset increase of 252% for MPs.

**Table: Comparison Lok Sabha 2004 and 2009 based on assets**

	In Lok Sabha 2004	In Lok Sabha 2009	Increase	% Increase
Number of crorepati MPs	3	6	3	100%
Average Asset of a MP( In Lakhs)	58	204	146	252%

**Figure: Comparison Lok Sabha 2004 and Lok Sabha 2009 based on assets**



## **Chances of winning based on assets**

As can be seen from the table, the higher the assets the more are the chances of winning of a candidate. In the Lok Sabha 2009 elections, 25% of the candidates who declared assets more than Rs 5 crore and above won. On the other hand only 1% of candidates with assets less than Rs 10 lakh won. The election results seemed to be highly influenced by the money power of the candidates.

**Table: Chances of winning based on assets**

value of assets	Number of candidates analyzed	Number of MPs	% of MPs
Very high (5 cr and above)	4	1	25%
High (50 lakhs to 5 cr)	34	8	24%
Medium (50 lakhs to 10 lakhs)	61	4	7%
Low (less than 10 lakhs)	73	1	1%

## **Crorepati MPs- Party wise break up**

50% MPs of BJP which emerged as a largest party in Jharkhand are Crorepati. Overall 43% MPs from Jharkhand are Crorepati.

**Table: Crorepati MPs- Party wise break up**

Party	Total candidates analysed	Total crorepati candidates	Total MPs	Total crorepati MPs	% of crorepati MPs
BJP	12	4	8	4	50%
INC	9	4	1	1	100%
JMM	8	2	2	0	0%
JVM	14	3	1	0	0%
IND	42	2	2	1	50%

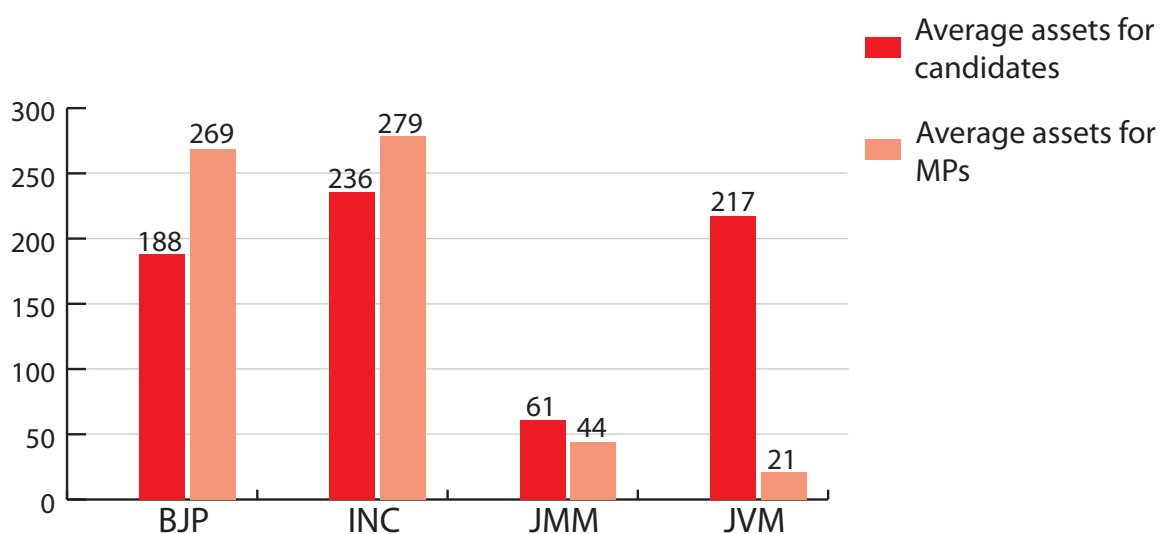
## Average assets per MP for major parties

Average asset for a MP from BJP is Rs 2.69 crores, for INC it is Rs 2.78 crores and for JMM Rs 44 lakhs. Details are given below.

**Table: Average assets for Candidates & MPs**

Party	No of candidates	Average assets for candidates	No of MPs	Average assets for MPs
BJP	12	Rs 1,87,77,397 ~ 1 Cror+	8	Rs 2,69,09,598 ~ 2 Cror+
INC	9	Rs 2,35,74,744 ~ 2 Cror+	1	Rs 2,78,54,918 ~ 2 Cror+
JMM	8	Rs 61,16,649 ~ 61 Lacs+	2	Rs 43,99,710 ~ 43 Lacs+
JVM	14	Rs 2,17,42,529 ~ 2 Cror+	1	Rs 21,37,675 ~ 21 Lacs+

**Figure: Comparison average assets for candidates & MPs in Lok Sabha 2009**





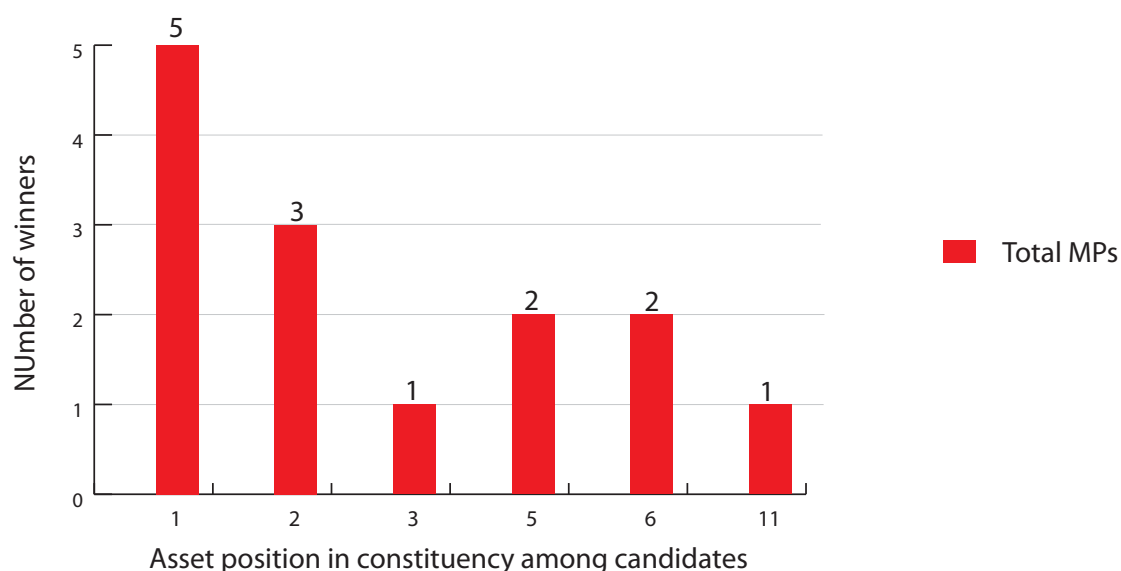
## **Asset position in constituency among candidates and chances of winning**

The following table gives an analysis of asset position in constituency among candidates (highest asset to lowest asset) and their chances of winning. From 36% constituencies, candidates with highest declared assets according to their own self sworn affidavits emerged as MPs. From 21% constituencies candidates with second highest declared assets won.

**Table: Position in constituency based on assets and MPs**

Position in constituency based on assets	Total MPs	% of MPs
1	5	36%
2	3	21%
3	1	7%
5	2	14%
6	2	14%
11	1	7%

**Figure: Asset position in constituency among candidates and MPs**



## Details of MPs based on maximum assets

The table given below lists crorepati MPs.

S No	Name	Constituency	Party	Movable Assets (Rs)	Immovable Assets (Rs)	Total Assets (Rs)	PAN Given
1	NISHIKANT DUBEY	Godda	BJP	2,54,81,987	8,60,56,000	11,15,37,987 11 Cror+	Y
2	YASHWANT SINHA	Hazaribagh	BJP	1,06,26,217	3,01,50,000	4,07,76,217 4 Cror+	Y
3	RAVINDRA KUMAR PANDEY	Giridih	BJP	1,64,57,762	1,62,65,000	3,27,22,762 3 Cror+	Y
4	SUBODH KANT SAHAY	Ranchi	INC	1,11,59,918	1,66,95,000	2,78,54,918 2 Cror+	Y
5	Inder Singh Namdhari	Chatra	IND	36,39,657	1,76,38,000	2,12,77,657 2 Cror+	Y
6	ARJUN MUNDA	Jamshedpur	BJP	1,10,48,895	13,36,000	1,23,84,895 1 Cror+	Y

## Female representation in Lok Sabha 2009 elections

Out of 249 candidates in Lok Sabha 2009 elections from Jharkhand only 14 or 6% women contested. None of the women candidates made it to parliament.

# Full Asset and pending criminal cases details

## Assets for all MPs from Jharkhand in Lok Sabha 2009

Se- rial	Name	Constitu- ency	Party	Movable As- sets (Rs)	Immovable Assets (Rs)	Total Assets (Rs)	Liabilities ( Rs.)	PAN Given
1	NISHIKANT DUBEY	Godda	BJP	11,15,37,987 11 Cror+	2,54,81,987 2 Cror+	8,60,56,000 8 Cror+	0	Y
2	YASHWANT SINHA	Hazaribagh	BJP	4,07,76,217 4 Cror+	1,06,26,217 1 Cror+	3,01,50,000 3 Cror+	0	Y
3	RAVINDRA KUMAR PAN- DEY	Giridih	BJP	3,27,22,762 3 Cror+	1,64,57,762 1 Cror+	1,62,65,000 1 Cror+	33,17,725 33 Lacs+	Y
4	SUBODH KANT SAHAY	Ranchi	INC	2,78,54,918 2 Cror+	1,11,59,918 1 Cror+	1,66,95,000 1 Cror+	0	Y
5	Inder Singh Namdhari	Chatra	IND	2,12,77,657 2 Cror+	36,39,657 36 Lacs+	1,76,38,000 1 Cror+	0	Y
6	ARJUN MUNDA	Jamshedpur	BJP	1,23,84,895 1 Cror+	1,10,48,895 1 Cror+	13,36,000 13 Lacs+	1,76,069 1 Lacs+	Y
7	MADHU KORA	Singhbhum	IND	98,32,144 98 Lacs+	94,06,054 94 Lacs+	4,26,090 4 Lacs+	0	Y
8	SHIBU SOREN	Dumka	JMM	82,29,419 82 Lacs+	32,02,414 32 Lacs+	50,27,005 50 Lacs+	72,65,635 72 Lacs+	Y
9	KARIYA MUNDA	Khunti	BJP	59,89,638 59 Lacs+	14,89,638 14 Lacs+	45,00,000 45 Lacs+	1,33,125 1 Lacs+	Y
10	DEVIDHAN BESRA	Rajmahal	BJP	48,28,559 48 Lacs+	8,48,559 8 Lacs+	39,80,000 39 Lacs+	0	Y
11	PASHUPATI NATH SINGH	Dhanbad	BJP	39,43,516 39 Lacs+	13,38,845 13 Lacs+	26,04,671 26 Lacs+	0	Y
12	Sudershan Bhagat	Lohardaga	BJP	30,93,207 30 Lacs+	10,08,207 10 Lacs+	20,85,000 20 Lacs+	2,36,750 2 Lacs+	Y
13	Babu Lal Marandi	Kodarma	JVM	21,37,675 21 Lacs+	8,37,675 8 Lacs+	13,00,000 13 Lacs+	0	Y
14	KAMESHWAR BAITHA	Palamau	JMM	5,70,000 5 Lacs+	1,70,000 1 Lacs+	4,00,000 4 Lacs+	0.00	N

# Full details of pending criminal cases on MPs from Jharkhand

S. No.	Name	State/ Dist	Constituency	Party	Age	Serious IPC Counts	No of Cases in which Ac-cused	No. of Cases in which Con-victed	Total
1	KAMESHWAR BAITHA	JHARKHAND	Palamau	JMM	56	51	35	0	35
Cases (Accused)  1. IPC Sections - 307, 326,, Other Details - 27 ARMS ACT (CHARGED) 2. IPC Sections - 323, 324, 325, 326, 333, 328, 427, 389, , Other Details - 27 ARMS ACT, 3/4 EXP ARMS ACT, 17 CLA ACT (CHARGED) 3. IPC Sections - 307, 323, 325, 341,, Other Details - 17 CLA ACT (CHARGED) 4. IPC Sections - 307 , Other Details - 27 ARMS ACT, 17 CLA ACT (CHARGED) 5. IPC Sections - 307, , Other Details - 27 ARMS ACT, 17 CLA ACT (CHARGED) 6. IPC Sections - 307, 399, 402, 353, 411 , Other De-tails - 25, 26 ARMS ACT, 17 CLA ACT (CHARGED) 7. IPC Sections - 384, 385 , Other Details - 17 CLA ACT (CHARGED) 8. IPC Sections - 436, 307, 389, 504, 435, 323, 427, 341 , Other Details - 27 ARMS ACT, 17 CLA ACT (CHARGED) 9. IPC Sections - 302, 107, 388, 389, 324, 326, 341, 353, 427 , Other Details - 27 ARMS ACT, 17 CLA ACT (CHARGED) 10. IPC Sections - 302, 353, 323, 341, 307, 427, 216, , Other Details - 3/4 EXP ARMS ACT, 17 CLA ACT (CHARGED) 11. IPC Sections - 307, 302, 323, 342, 120B, , Other Details - 17 CLA ACT (CHARGED) 12. IPC Sections - 307, 504, 120B , Other Details - 27 ARMS ACT 3/4 EXP ARMS ACT, 17 CLA ACT (CHARGED) 13. IPC Sections - 302, 201, 304, , Other Details - 27 ARMS ACT, 17 CLA ACT (CHARGED)			Serious IPC Frequency Table						
			Serious IPC Sections		Number of Times they appear for this candidate				
			307		17				
			302		11				
			324		4				
			379		3				
			326		3				
			325		3				
			380		2				
			411		2				
			384		2				
			304		1				
			364		1				
			124		1				
			395		1				
			Total		51				
			IPC Section		Description				
			107		Abetment of a thing				
			114		Abettor present when offence is committed				
			120B		Punishment of criminal conspiracy				
124		Assaulting President, Governor, etc., with intent to compel or restrain the exercise of any lawful power							
127		Receiving Property taken by war on depredation mention in Sections 125 and 126							
141		Unlawful assembly							

14. IPC Sections - 506, 307 , Other Details - 27 ARMS ACT	144	Joining unlawful assembly armed with deadly weapon
15. IPC Sections - 380, 436, 427, 323, , Other Details - 27 ARMS ACT 3/4 EXP ARMS ACT (CHARGED)	147	rioting
16. IPC Sections - 302, , Other Details - 27 ARMS ACT	148	Rioting, armed with deadly weapon
17. IPC Sections - 384 , Other Details - 27 ARMS ACT, 17 CLA ACT (CHARGED)	149	Every member of unlawful assembly guilty of offence committed in prosecution of common object
18. IPC Sections - , Other Details - 27 ARMS ACT, 17 CLA ACT (COMMITMENT)	201	Causing disappearance of evidence of offence, or giving false information to screen offender
19. IPC Sections - 147, 148, 149, 353, 114 , Other Details - 3/4 EXP SUB ACT (REMAND)	216	Harbouring offender who has escaped from custody or whose apprehension has been ordered
20. IPC Sections - 147, 148, 149, 353, 323, 307, , Other Details - 27 ARMS ACT 3/4 EXP SUB ACT (REMAND)	302	Murder
21. IPC Sections - 147, 148, 149, 341, 364, 504 , Other Details - 27 ARMS ACT 17 CLA ACT (REMAND)	304	culpable homicide not amounting to murder
22. IPC Sections - 147, 148, 149, 307, 353, 120B , Other Details - 25 (B)A 26, 27, 35 ARMS ACT, 17 CLA ACT	307	Attempt to murder
23. IPC Sections - 147, 148, 149, 323, 120B, 353, 436, 307, 302 , Other Details - 27 ARMS ACT, 3/4 EXP SUB ACT (REMAND)	323	voluntarily causing hurt
24. IPC Sections - 147, 148, 149, 324, 307, 302, 427 , Other Details - 27 ARMS ACT, 3/4 EXP SUB ACT (REMAND)	324	Voluntarily causing hurt by dangerous weapons or means
25. IPC Sections - 147, 148, 149, 307, 353, 124, , Other Details - 37 C.A.L ACT, 27 ARMS ACT (REMAND)	325	voluntarily causing grievous hurt
26. IPC Sections - 149, 341, 324, 323, 379, 435, 436 , Other Details - (CHARGE)	326	Voluntarily causing grievous hurt by dangerous weapons or means
27. IPC Sections - 147, 148, 149, 353, 435, 307 , Other Details - 27 ARMS ACT (CHARGE)	328	Causing hurt by means of poison, etc. with intent to commit an offence
28. IPC Sections - 147, 148, 149, 302, 307, 341, 141, 127, 379 , Other Details - 27 ARMS ACT (CHARGE)	333	Voluntarily causing grievous hurt to deter public servant from his duty
29. IPC Sections - 147, 148, 107, 341, 342, 323, 352, 114, 302 , Other Details - 27 ARMS ACT (CHARGE)	341	wrongful restraint
30. IPC Sections - 395, 120B , Other Details - (CHARGE)	342	wrongful Confinement
31. IPC Sections - 380, 436, 144, 411, , Other Details - (CHARGE)	352	assault or criminal force otherwise than on grave provocation
32. IPC Sections - 325 , Other Details - (CHARGE)	353	Assault or criminal force to deter public servant from discharge of his duty
	364	Kidnapping or abducting in order to murder
	377	Unnatural offences
	379	theft
	380	Theft in dwelling house, etc.
	384	extortion
	385	Putting person in fear of injury in order to commit extortion

33. IPC Sections - 147, 148, 149, 342, 341,, Other Details - (CHARGE) 34. IPC Sections - 149, 148, 149, 302, 379 , Other Details - 35. IPC Sections - 147, 148, 149, 302, 436, 447, 353, 323, 377, 452, 120B,, Other Details - 27 ARMS ACT, 3/4 EXP ACT			388			Extortion by threat of accusation of an offence punishable with death or imprisonment for life, etc.				
			389			Putting person in fear of accusation of offence, in order to commit extortion				
			395			dacoity				
			399			Making preparation to commit dacoity				
			402			Assembling for purpose of committing dacoity				
			411			Dishonestly receiving stolen property				
			427			Mischief causing damage to the amount of fifty rupees				
			435			Mischief by destroying or moving, etc., a land- mark fixed by public authority Mischief by fire or explosive substance with intent to cause damage to amount of one hundred or (in case of agricultural produce) ten rupees				
			436			Mischief by fire or explosive substance with intent to destroy house, etc.				
447			criminal trespass							
Cases (Convicted) -----No Cases----			452			House-trespass after preparation for hurt, assault or wrongful restraint				
			504			Intentional insult with intent to provoke breach of the peace				
			506			criminal intimidation				
S. No.	Name	State/ Dist	Constituency	Party	Age	Serious IPC Counts	No of Cases in which Ac-cused	No. of Cases in which Con- victed	Total	
2	SHIBU SOREN	JHARKHAND	Dumka	JMM	64	3	5	0	5	
Cases (Accused)  1. IPC Sections - 144, 341, 353, 504 , Other Details - 2. IPC Sections - 188 , Other Details - 3. IPC Sections - 323, 342, 504, 347, 348 , 34 , Other Details -			Serious IPC Frequency Table							
			Serious IPC Sections			Number of Times they appear for this candidate				
			302			2				
			307			1				
			Total			3				

	IPC Section	Description
4. IPC Sections - 147, 148, 307, 302, 201 , Other Details - 5. IPC Sections - 148, 149, 302, 436, 429 , Other Details -	34	Acts done by several persons in furtherance of common intention
	144	Joining unlawful assembly armed with deadly weapon
	147	rioting
	148	Rioting, armed with deadly weapon
	149	Every member of unlawful assembly guilty of offence committed in prosecution of common object
	188	Disobedience to order duly promulgated by public servant
	201	Causing disappearance of evidence of offence, or giving false information to screen offender
	302	Murder
	307	Attempt to murder
	323	voluntarily causing hurt
	341	wrongful restraint
	342	wrongful Confinement
	347	Wrongful confinement to extort property, or constrain to illegal act
	348	Wrongful confinement to extort confession, or compel restoration of property
	353	Assault or criminal force to deter public servant from discharge of his duty
	429	Mischief by killing or maiming cattle, etc., of any value or any animal of the value of fifty rupees
Cases (Convicted) -----No Cases----	436	Mischief by fire or explosive substance with intent to destroy house, etc.
	504	Intentional insult with intent to provoke breach of the peace

S. No.	Name	State/ Dist	Constitu- ency	Party	Age	Seri- ous IPC Counts	No of Cases in which Ac- cused	No. of Cases in which Con- victed	Total
3	ARJUN MUNDA	JHARKHAND	Jamshed- pur	BJP	41	0	2	0	2
Cases (Accused)			IPC Section		Description				
			147		rioting				
			148		Rioting, armed with deadly weapon				
			188		Disobedience to order duly promul- gated by public servant				
			323		voluntarily causing hurt				
			427		Mischief causing damage to the amount of fifty rupees				
Cases (Convicted) -----No Cases-----			435		Mischief by destroying or moving, etc., a land- mark fixed by public authority Mischief by fire or explo- sive substance with intent to cause damage to amount of one hundred or (in case of agricultural produce) ten rupees				
S. No.	Name	State/ Dist	Constitu- ency	Party	Age	Seri- ous IPC Counts	No of Cases in which Ac- cused	No. of Cases in which Con- victed	Total
4	PASHUPATI NATH SINGH	JHARKHAND	Dhanbad	BJP	60	0	2	0	2
Cases (Accused)			IPC Section		Description				
			143		Being member of an unlawful as- sembly				
			188		Disobedience to order duly promul- gated by public servant				
			341		wrongful restraint				
Cases (Convicted) -----No Cases-----									



S. No.	Name	State/ Dist	Constitu-ency	Party	Age	Seri-ous IPC Counts	No of Cases in which Ac-cused	No. of Cases in which Con-victed	Total
5	BABU LAL MARANDI	JHARKHAND	Kodarma	JVM	51	0	1	0	1
Cases (Accused)			IPC Section		Description				
1. IPC Sections - 188 , Other Details - 130 RP Act			188		Disobedience to order duly promul-gated by public servant				
Cases (Convicted) -----No Cases----									
S. No.	Name	State/ Dist	Constitu-ency	Party	Age	Seri-ous IPC Counts	No of Cases in which Ac-cused	No. of Cases in which Con-victed	Total
6	RAVINDRA KUMAR PANDEY	JHARKHAND	Giridih	BJP	50	0	1	0	1
Cases (Accused)			IPC Section		Description				
1. IPC Sections - 143,147,174,341,, Other Details			143		Being member of an unlawful as-sembly				
			147		rioting				
			174		Non-attendance in obedience to an order form public servant				
Cases (Convicted) -----No Cases----			341		wrongful restraint				
S. No.	Name	State/ Dist	Constitu-ency	Party	Age	Seri-ous IPC Counts	No of Cases in which Ac-cused	No. of Cases in which Con-victed	Total
7	SUBODH KANT SAHAY	JHARKHAND	Ranchi	INC	57	0	1	0	1
Cases (Accused)			IPC Section		Description				
1. IPC Sections - 143, 188, 353, 283 , Other Details -			143		Being member of an unlawful as-sembly				
			188		Disobedience to order duly pro-mulgated by public servant				
			283		Danger or obstruction in public way or line of navigation				

Cases (Convicted) -----No Cases-----			353			Assault or criminal force to deter public servant from discharge of his duty			
S. No.	Name	State/ Dist	Constituency	Party	Age	Serious IPC Counts	No of Cases in which Accused	No. of Cases in which Convicted	Total
8	YASHWANT SINHA	JHARKHAND	Hazaribagh	BJP	71	0	1	0	1
Cases (Accused)			IPC Section		Description				
1. IPC Sections - 143, 188, 34 , Other Details -			34		Acts done by several persons in furtherance of common intention				
			143		Being member of an unlawful assembly				
Cases (Convicted) -----No Cases-----			188			Disobedience to order duly promulgated by public servant			



# Karnataka

## Lok Sabha 2009 Elections

# CONTENTS

Executive summary for candidates & MPs.....	523
Voting and winning trend.....	525
Analysis based on pending criminal cases.....	527
Pending criminal cases- analysis for candidates.....	527
Party wise break up for candidates with pending criminal cases .....	527
Serious crimes distribution for candidates– Party wise .....	529
Party wise comparison of pending criminal cases on candidates LS 2004 vs. LS 2009 .....	531
Details for candidates based on pending criminal cases.....	532
Pending criminal cases- analysis for MPs .....	534
Party wise break up for MPs with pending criminal cases.....	535
Party wise comparison of pending criminal cases on MPs LS 2004 vs. LS 2009.....	536
Analysis based on assets.....	537
Analysis based on assets – for candidates .....	537
Average assets for Candidates.....	538
Analysis based on assets- for MPs.....	541
Chances of winning based on assets.....	542
Crorepati MPs- Party wise break up.....	542
Average assets per MPs for major parties .....	543
Asset position in constituency among candidates and chances of winning.....	544
Crorepati MPs – PAN not given .....	545
Details of top 20 MPs based on maximum assets.....	546
Female representation in lok sabha 2009 elections.....	548
Full Asset and pending criminal cases details.....	549
Assets for all MPs from Karnataka in Lok Sabha 2009.....	549
Full details of pending criminal cases on MPs from Karnataka .....	552

# Karnataka Election Watch\*

## Lok Sabha elections 2009

Lok Sabha 2009 elections were held in two phases in Karnataka on April 23rd, 2009 and April 30th, 2009. This chapter includes the analysis of voting trend, criminalization, money power, gender etc in these elections. Information provided by ECI and details from the affidavits filed by contesting candidates have been used for above analysis.

### **Growth of political parties**

In Lok Sabha 2004, 15 parties contested which rose to 31 in Lok Sabha 2009 elections. This reflects a rise of 107 % in the number of parties from Lok Sabha 2004 Elections to Lok Sabha 2009 Elections.

### **Growth in number of candidates**

427 candidates contested Lok Sabha 2009 elections from Karnataka as compared to 172 candidates in Lok Sabha 2004. There was a jump of 148% in number of candidates contesting in 2009.

## **Executive summary for candidates and MPs**

### **Summary for candidates**

- Affidavits of 421 candidates out of 427 contesting Lok Sabha 2009 elections were analyzed by KARNATAKA ELECTION WATCH (KEW).\*
- Out of these 421 candidates, 47 candidates or 11% declared pending criminal cases against them. BJP had 10 out of 28 (36%) candidates with pending criminal cases, INC had 9 out of 28 (32%) candidates with pending criminal cases and JD(S) had 7 out of 21 (33%) candidates with pending criminal cases.
- Out of these 47 candidates with pending criminal cases, 19 had pending serious criminal cases like murder, attempt to murder, kidnapping, robbery, extortion etc. BJP and JD(S) had 4 each and INC had 3 such candidates.
- There were 105 candidates of four main parties (BJP, INC, JD(S) and BSP) and out of these 105 candidates 32 (30%) had pending criminal cases against them. Comparing this to Lok Sabha 2004 elections, there were 87 candidates of four major parties- BJP, INC, JD(S) and BSP. Out of these 87 candidates 9(10%) had pending criminal cases against them.

\* This chapter would not have been possible without the efforts of several volunteers, groups and organizations from the state. ADR and NEW especially acknowledge with gratitude the efforts of Mr. Sridhar Pabbisetty (Coordinator, Karnataka Election Watch); Ms. Sindhu Naik & Dr. H. Sudarshan from Rejuvenate India Movement; Mr. Prithvi Reddy, Mr. Amar Murthy, Ms. Sunitha Kondur & Mr. Sumir Hinduja from Smart Vote; Mr. Vasudeva Sharma from CRT; Mr. Harish Narsappa & Mr. Kishore Mandyam from Daksh; Dr. R. Balasubramaniam & Mr. Narasimha Raichur from SVYM; Mr. Reni D'Souza from Valored; Mr. Ramanjaneya from SNEHA.

This volume is dedicated to all who were part of the Election Watch.

- There were 34 IPC charges of heinous nature on the candidates which included murder, attempt to murder, kidnapping, extortion, etc.
- There were total 8 Red Alert constituencies where 3 or more contesting candidates had pending criminal cases. Bangalore rural had 5 candidates with pending criminal cases.
- A total of 94 candidates out of 421 i.e. 22% were crorepatis.
- A total of 26 candidates declared zero assets.
- A total of 106 candidates declared liabilities above 5 lakhs.
- Among major parties, the average approximate asset per candidate for JD(S) was Rs. 17 crores, for BJP was Rs 8 crores and for INC was 5 crores.
- 62% of candidates (260 of 421) had not furnished PAN card details.
- Number of women candidates was just 19 (4%) as compared to 408 of men (96%).
- 45% candidates (191 of 421) were graduates & above.
- None of the parties managed to get 50% votes. The highest votes polled were approx 42% by BJP and about 26% of the total registered voters.

## **Summary for MPs**

- Out of 28 MPs, 9 (32%) have pending criminal cases against them. In Lok Sabha 2004, 6 (21%) had pending criminal cases against them.
- Out of these 9 MPs with pending criminal cases, there are pending serious criminal cases against 5 MPs. Contrasting this with Lok Sabha 2004, 2 MPs had serious pending criminal cases.
- The number of total pending criminal cases against MPs has increased from 13 in Lok Sabha 2004 to 32 in Lok Sabha 2009. Similarly the number of total serious IPC sections against MPs has increased from 6 in 2004 to 8 in 2009.
- The number of crorepati MPs has increased from 10 in Lok Sabha 2004 to 25 in Lok Sabha 2009.
- Among major parties, the average asset per MP for JD(S) was Rs. 18 crores, for BJP was Rs 6 crores and for INC was Rs. 5 crores.
- Average asset for a MP from Karnataka was Rs 7.36 crores.
- Out of 28 MPs, 3 had not declared their PAN details.
- Out of 19 women candidates, only 1 managed to win.

# Voting and winning trend

## Voting analysis

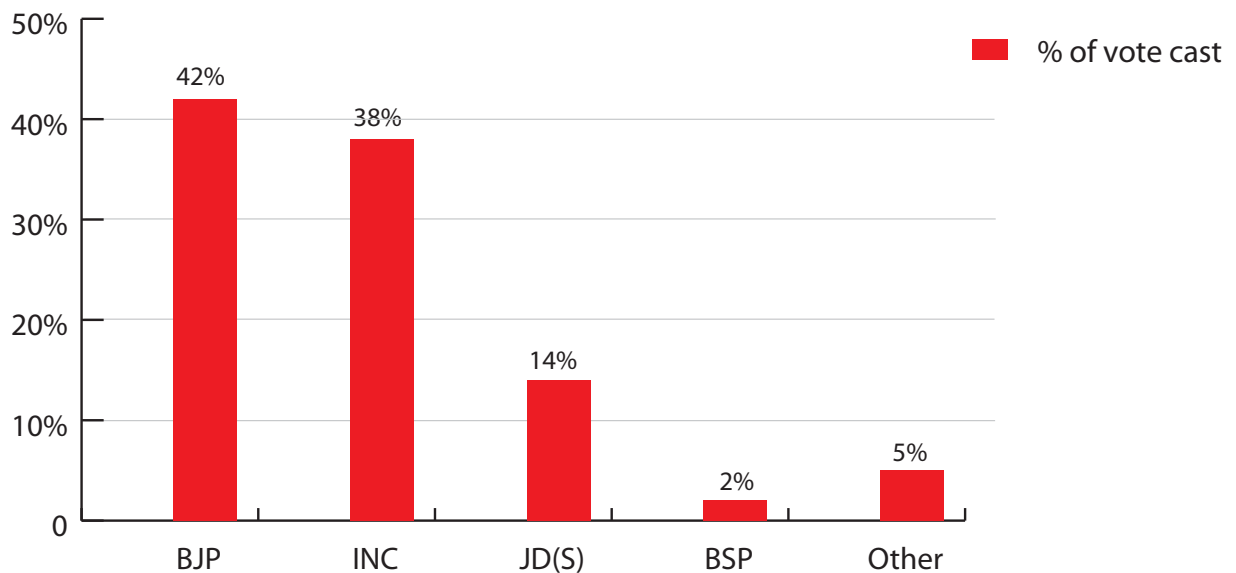
Basically two parties- BJP and INC secured most of the votes in Karnataka. Total voting in the state was 63%. BJP managed approx 42 % of the votes cast and 26% of the registered voters. INC managed 38% votes cast and 24% registered voters. The total electorate in Karnataka was 3,87,89,917 and the total votes cast were 2,45,72,713.

Further break-up is given in the table:

**Table: % of votes cast**

Party	Total votes cast for the party	% of votes cast	% of total registered voters
Bhartiya Janta Party(BJP)	10,228,790	42%	26%
Indian National Congress(INC)	9,250,984	38%	24%
Janata Dal Secular[JD(S)]	3,335,530	14%	9%
Bahujan Samaj Party(BSP)	407,648	2%	1%
Others	1,349,761	5%	3%

**Figure: Per cent of votes cast in Karnataka - Party wise**





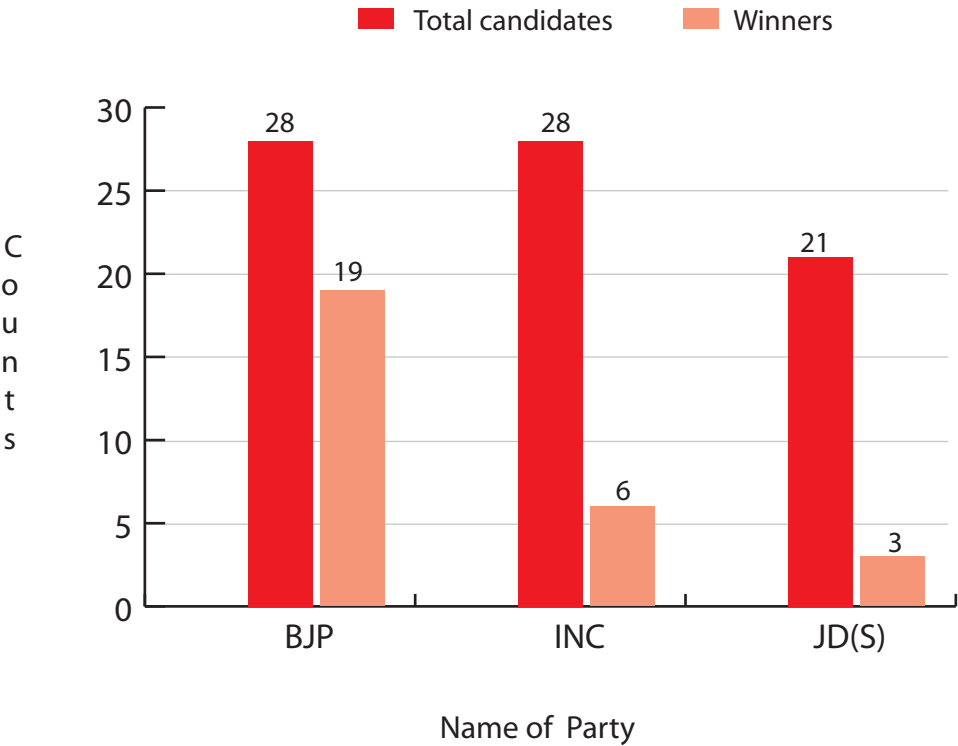
# Candidates vs MPs

Karnataka has 28 parliamentary constituencies. Maximum numbers of MPs (19) are from BJP followed by 6 of INC. The breakup of MPs as compared to total candidates from the party are-

Table: Candidates & MPs – Karnataka

Party	Total candidates	MPs
BJP	28	19
INC	28	6
JD(S)	21	3
Total	-	28

Figure : Candidates vs MPs- Party wise



# Analysis based on pending criminal cases

## Pending criminal cases- analysis for candidates

Total 421 affidavits were analyzed by KARNATAKA ELECTION WATCH for Lok Sabha 2009 elections. Out of these 421 candidates, 47 candidates or 11% declared pending criminal cases against them. Out of these 47 candidates with pending criminal cases, 19 had pending serious criminal cases like murder, attempt to murder, kidnapping, robbery, extortion etc.

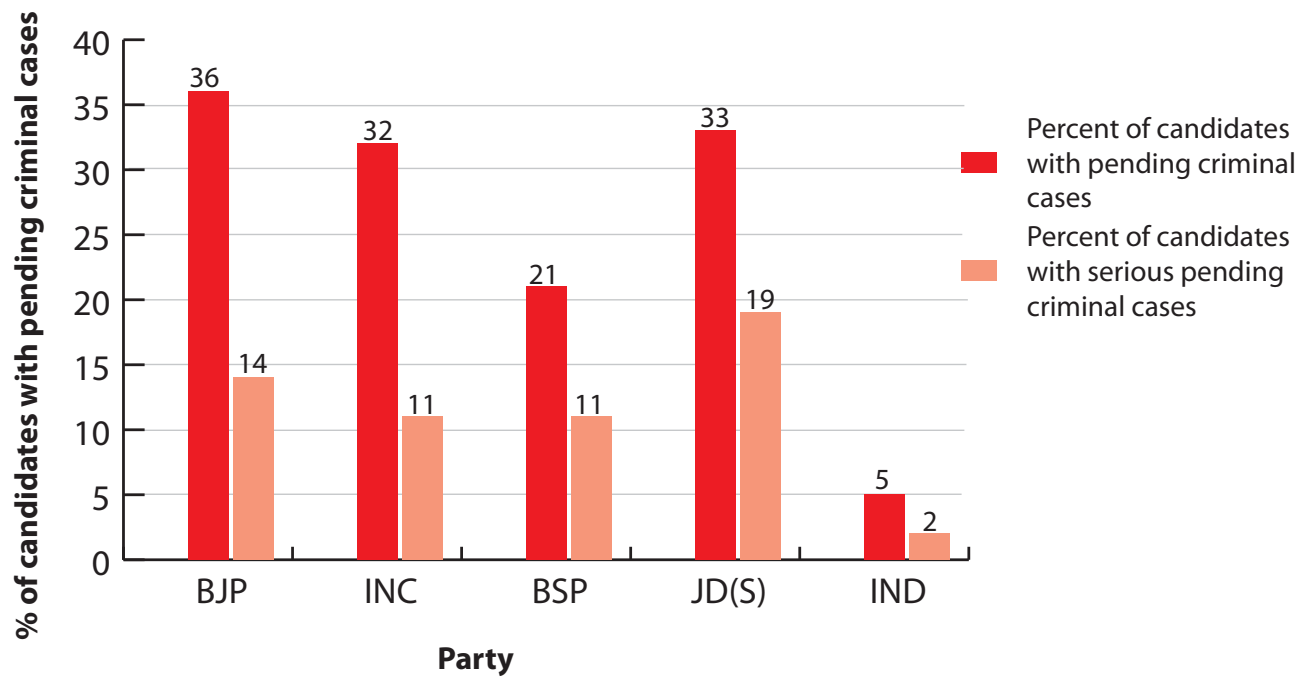
## Party wise break up for candidates with pending criminal cases

A total of 47 candidates contesting elections from KARNATAKA had pending criminal cases against them. Out of 28 candidates of BJP, 10 (36%) had pending criminal cases. 9 out of 28 candidates from INC (32%) had pending criminal cases.

**Table: Candidates with pending criminal cases and serious pending criminal cases- party wise break up**

Party	Total candidates analysed	Candidates with pending criminal cases	Percent of candidates with pending criminal cases	Number of candidates with pending serious criminal cases	Percent of candidates with pending serious criminal cases
BJP	28	10	36%	4	14%
INC	28	9	32%	3	11%
BSP	28	6	21%	3	11%
JD(S)	21	7	33%	4	19%
IND	257	13	5%	4	2%
Other parties	59	2	3%	1	2%
Total	421	47	11%	19	4%

**Figure: Comparison of pending criminal cases and serious pending criminal cases for candidates of main parties from Karnataka**



## Serious crimes distribution – for candidates - party wise

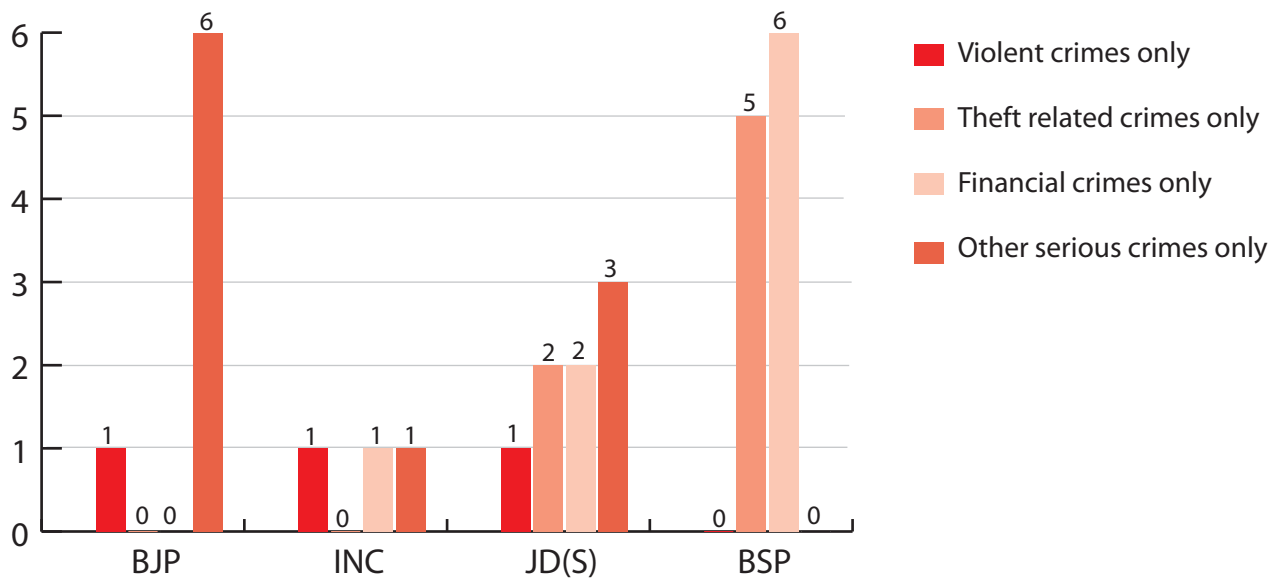
The table below shows the breakup of serious IPC sections for candidates of major parties. Serious crimes have been distributed in categories of violent crimes, theft related crimes, and finance related crimes and other serious crimes.

**Table: serious IPC section break up for candidates of major parties**

IPC/Party	IPC Description	BJP	INC	JD(S)	BSP	Total for major parties
<b><i>VIOLENT CRIMES</i></b>						
321322 323 324 325	Voluntarily causing hurt by dangerous weapons or means	1	1	0	0	2
359 360 361 362 363 363A 364 364A 365 366 366A 366B 367 368 369	kidnapping	0	0	1	0	1
Total Violent Crimes		1	1	1	0	3
<b><i>ROBBERY, EXTORTION, THEFT, CHEATING ETC</i></b>						
378 379 380 381 382	theft related	0	0	1	0	1
411 412 415 417 418 419 420	Cheating and dishonesty , stolen property	0	0	1	5	6
Total Theft related crimes		0	0	2	5	7
<b><i>FINANCIAL FRAUD ETC</i></b>						
465 467 468 469 471	forgery	0	1	2	6	9
Total Financial crimes		0	1	2	6	9
<b><i>OTHER SERIOUS CRIME</i></b>						
153A	Promoting enmity between different groups on grounds of religion, race, place of birth, residence, language, etc., and doing acts prejudicial to maintenance of harmony	4	0	0	0	4
171 C 171D 171F	undue influence or personation at an election	0	1	0	0	1
171G 171H	false statements/ Illegal payments in connection with an election	0	0	1	0	1
171 I	failure to keep election accounts	0	0	1	0	1
177	Furnishing false information	1	0			1

295	Injuring or defiling place of worship with intent to insult the religion of any class	1	0	0	0	1
295A	Deliberate and malicious acts, intended to outrage religious feelings or any class by insulting its religion or religious beliefs	0	0	1	0	1
<b>Total Other Serious crimes</b>		<b>6</b>	<b>1</b>	<b>3</b>	<b>0</b>	<b>10</b>
<b>Total for major parties</b>		<b>7</b>	<b>3</b>	<b>8</b>	<b>11</b>	<b>29</b>

**Figure: Serious IPC section break up for candidates of major parties**



## **Party wise comparison of pending criminal cases on candidates in Lok Sabha 2004 & Lok Sabha 2009**

A comparison between Lok Sabha 2009 & Lok Sabha 2004 elections of candidates from four major parties and with pending criminal cases shows an interesting trend. For all major parties, the percentage of candidates with pending criminal cases has substantially increased in Lok Sabha 2009 as compared to Lok Sabha 2004.

**Table: comparison Lok Sabha 2004 vs Lok Sabha 2009**

	Lok Sabha 2004			Lok Sabha 2009		
Party	Number of candidates in elections analyzed	Candidates with pending criminal cases	% of candidates with pending criminal cases	Number of candidates in elections analyzed	Candidates with pending criminal cases	% of candidates with pending criminal cases
BJP	24	6	25%	28	10	36%
INC	27	1	4%	28	9	32%
BSP	8	1	13%	28	6	21%
JD(S)	28	1	4%	21	7	33%
Total candidates of 4 major political parties	87	9	10%	105	32	30%

## Details for candidates based on pending criminal cases

The table below lists all candidates with serious pending criminal cases. 5 of these 19 candidates won.

**Table: candidates with serious pending criminal cases**

S No	Name	Constituency	Party	Seri-ous IPC Counts	Total Cases	Details of Serious IPC Counts	Won/ Lost
1	PADMAA K BHAT	Bangalore North	BSP	5	1	2 charges of cheating. 3 charges of forgery.	Lost
2	ANANTHKUMAR HEGDE	Uttara Kannada	BJP	4	3	2 charges of promot- ing enmity between different groups. 1 charge of injuring or defiling place of wor- ship. 1 charge of vol- untarily causing hurt	Won
3	G.CHANDRANNA	Kolar	JD(S)	3	2	1 charge of kidnap- ping. 1 charge of theft. 1 charge of giving false statement in c onnection with an election	Lost
4	ZAMEER AHMED KHAN.B.Z	Bangalore Cen- tral	JD(S)	3	1	1 charge of cheating. 2 charges of forgery.	Lost
5	VIJAY RAJ SINGH	Bangalore Cen- tral	BSP	3	1	1 charge of cheating. 2 charges of forgery.	Lost
6	JAGANNATH. R. JAMADAR	Bidar	BSP	3	1	2 charges of cheating. 1 charge of forgery.	Lost
7	VATAL NAGARAJ	Bangalore South	KCVF	1	11	1 charge of furnishing false information.	Lost
8	N. DHARAMSINGH	Bidar	INC	1	5	1 charge of undue influence or person- ation at an election	Won
9	C P YOGEEHWRA	Bangalore Rural	BJP	1	4	1 charge of furnishing false information.	Lost
10	H D KUMARA SWAMY	Bangalore Rural	JD(S)	1	3	1 charge of Deliberate and malicious acts, intended to outrage religious feelings.	Won
11	IQBAL ANSARI	Koppal	JD(S)	1	2	1 charge of Failure to keep election ac- counts.	Lost
12	ANGADI SURESH CHANNABASAPPA	Belgaum	BJP	1	2	1 charge of promoting enmity between different groups.	Won
13	JANARDHANA POOJARY	Dakshina Kan- nada	INC	1	2	1 charge of forgery.	Lost

S No	Name	Constituency	Party	Serious IPC Counts	Total Cases	Details of Serious IPC Counts	Won/ Lost
14	UMASHANKAR	Bangalore Central	IND	1	1	1 charge of extortion.	Lost
15	RAJA VENKATAPPA NAIK	Raichur	INC	1	1	1 charge of voluntarily causing hurt.	Lost
16	NALIN KUMAR KATEEL	Dakshina Kannada	BJP	1	1	1 charge of promoting enmity between different groups.	Won
17	RAFEEQ	Mysore	IND	1	1	1 charge of Sale, etc. of obscene books, etc	Lost
18	R.MUDUKAPPA NAYAK	Raichur	IND	1	1	1 charge of cheating.	Lost
19	ABDUL RASHEED SHAIKH	Uttara Kannada	IND	1	1	1 charge of theft.	Lost



## Pending criminal cases- analysis for MPs

Out of 28 MPs from Karnataka in Lok Sabha 2009, 9 MPs have pending criminal cases against them. Out of these 9 MPs, there are pending serious criminal cases against 5 MPs. Contrasting this with Lok Sabha 2004, only 2 MPs had serious pending criminal cases.

Given below is a current analysis for MPs with pending criminal cases elected from Karnataka. The presence of MPs with pending criminal cases from Karnataka in Lok Sabha has increased by 50%.

**Table: Comparison Lok sabha 2004 & Lok Sabha 2009 MPs with pending criminal cases**

	Lok Sabha 2004	Lok Sabha 2009	Increase	% increase
MPs with pending criminal cases	6	9	3	50%
Total Pending criminal cases	13	32	19	146%
MPs with pending serious criminal cases	2	5	3	150%
Total serious IPC sections against MPs	6	8	2	33%

**Figure: Comparison Lok Sabha 2004 & Lok Sabha 2009- MPs with pending criminal cases**



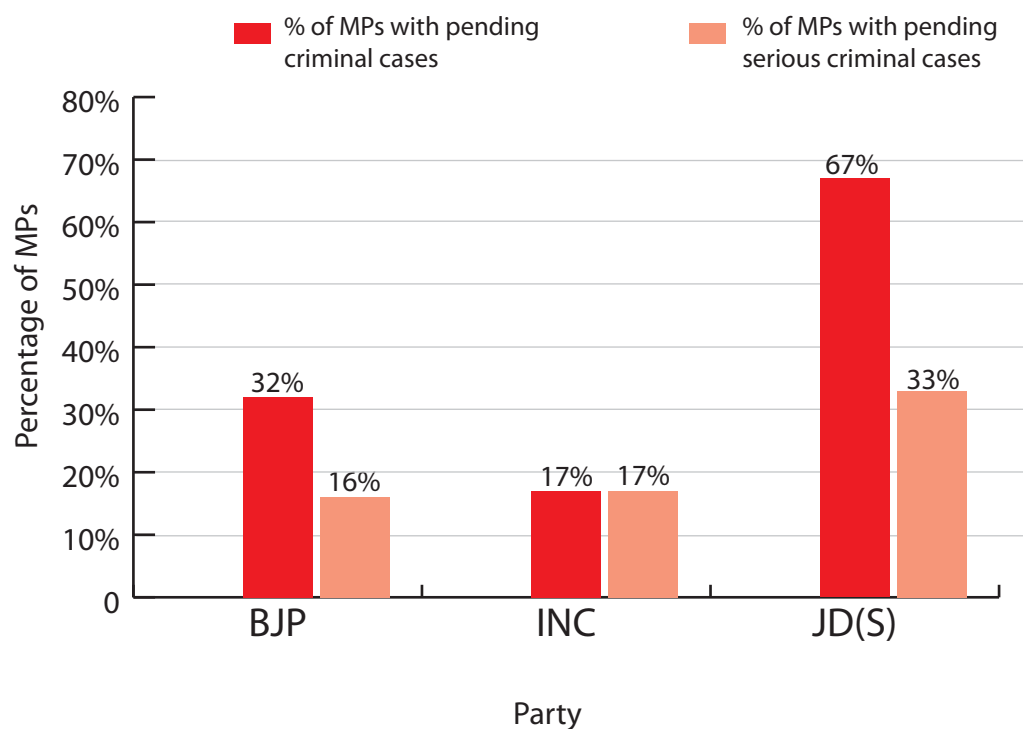
## Party wise break up for MPs with pending criminal cases

Out of total 9 MPs with pending criminal cases 6 are of BJP, 1 of INC, 6 of BJP and 2 of JD(S). The comparison between total candidates and MPs is given below

**Table : MPs with pending criminal cases- party wise**

Party	Total candidates analysed	Total MPs	MPs with pending criminal cases	% of MPs with pending criminal cases	MPs with pending serious criminal cases	% of MPs with pending serious criminal cases
BJP	28	19	6	32%	3	16%
INC	28	6	1	17%	1	17%
JD(S)	21	3	2	67%	1	33%

**Figure: Percent MPs with pending criminal cases- party wise**



## **Party wise comparison of pending criminal cases on MPs in Lok Sabha 2004 & Lok Sabha 2009**

In the table given below the number of pending criminal cases on MPs of major parties for both Lok Sabha 2004 and Lok Sabha 2009 have been compared.

**Table: Party wise comparison MPs with pending criminal cases - Lok Sabha 2004 vs Lok Sabha 2009**

Party	Lok Sabha 2004			Lok Sabha 2009		
	Number of MPs	Number of MPs with Pending criminal cases	% of MPs with pending criminal cases	Number of MPs	Number of MPs with Pending criminal cases	% of MPs with pending criminal cases
BJP	18	5	28%	19	6	32%
INC	8	0	0%	6	1	17%
JD(S)	2	1	50%	3	2	67%

# Analysis based on assets

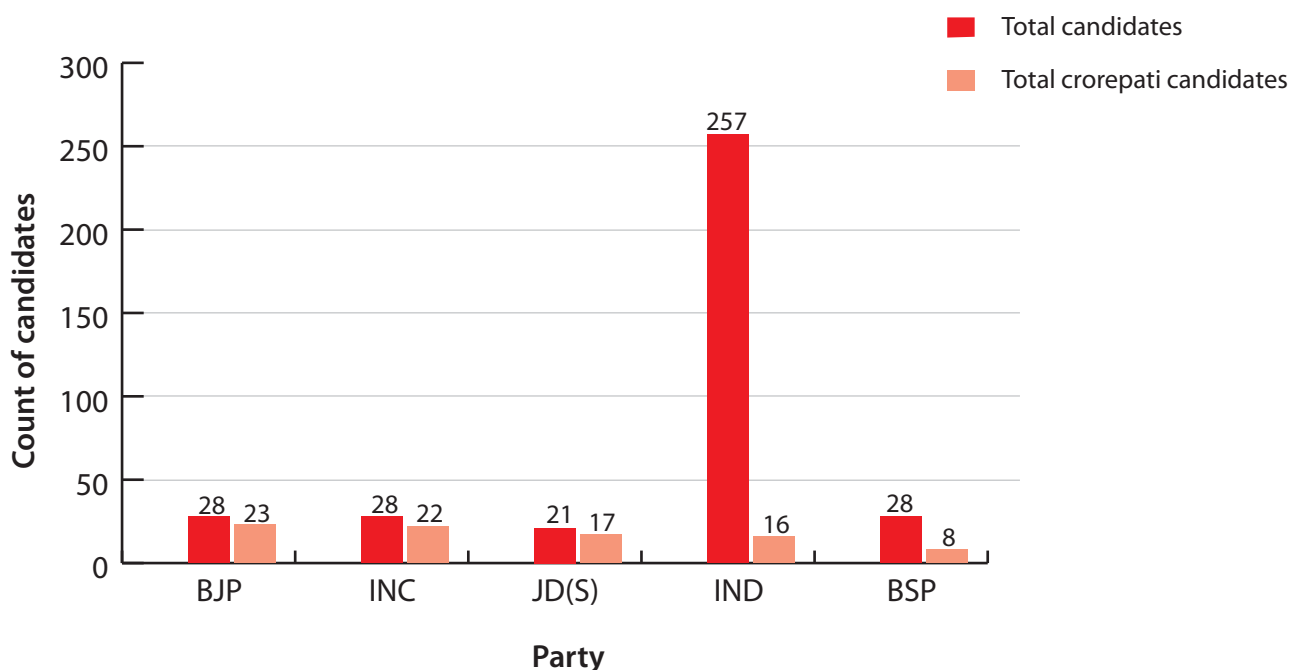
## Analysis based on assets – for candidates

Out of affidavits analyzed for candidates who contested in Lok Sabha 2009 elections, 94 were crorepatis. 82% of candidates of BJP were crorepatis and 79% of INC's candidates were crorepatis.

**Table: Crorepati candidates- party wise break up**

Party	Total Candidates analyzed	Crorepati candidates	Percent
BJP	28	23	82%
INC	28	22	79%
JD(S)	21	17	81%
IND	257	16	6%
BSP	28	8	29%
Others	59	8	14%
Total	421	94	22%

**Figure: Crorepati candidates from major parties**



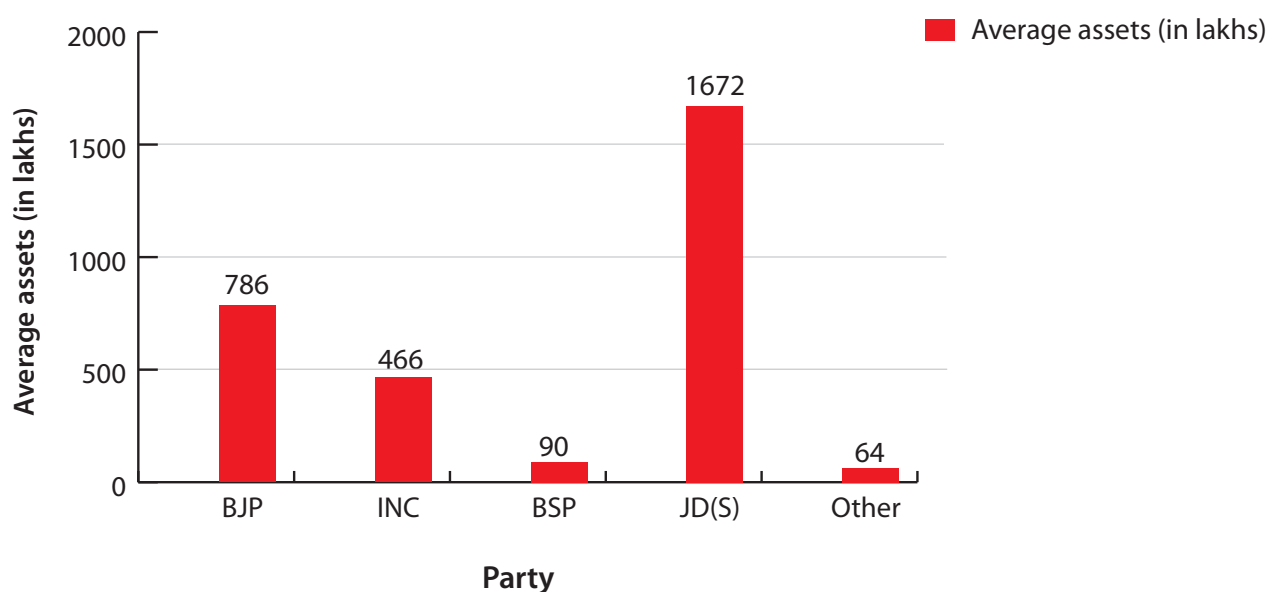
## Average assets for Candidates

Candidates of JD(S) had average assets in excess of 16 crores and those of BJP had assets in excess of 7 crores. Detailed list is given below.

**Table: Average assets for candidates party wise**

Party	Average Assets	Candidates analyzed	Average Assets in lakhs
BJP	Rs 7,86,73,507 ~ 7 Cror+	28	786
INC	Rs 4,66,36,688 ~ 4 Cror+	28	466
BSP	Rs 90,51,566 ~ 90 Lacs+	28	90
JD(S)	Rs 16,72,96,446 ~ 16 Cror+	21	1672
Others	Rs 64,66,280 ~ 64Lacs+	316	64

**Figure: Average assets (in lakhs) for candidates of major parties**



## Top 20 crorepati candidates

Given below is the list of top 20 crorepati candidates who contested Lok Sabha 2009 elections from Karnataka. 6 of these 20 candidates won.

S No	Name	Constituency	Party	Age	Movable Assets (Rs)	Immovable Assets (Rs)	Total Assets (Rs)	PAN Given	Won/ Lost
1	SUBHASH TIP-PANNA NELGE	Bidar	JD(S)	49	4,91,14,264	1,25,18,20,867	1,30,09,35,131 130 Cror+	Y	Lost
2	SURENDRA BABU. R.	Bangalore North	JD(S)	48	35,02,000	1,08,10,00,000	1,08,45,02,000 108 Cror+	N	Lost
3	CAPT. G . R.GOPINATH	Bangalore South	IND	57	55,04,39,000	11,85,24,000	66,89,63,000 66 Cror+	Y	Lost
4	C. ASWATHA NARAYANA	Chikballapur	BJP	56	17,81,89,590	34,44,31,000	52,26,20,590 52 Cror+	Y	Lost
5	H D KUMARA SWAMY	Bangalore Rural	JD(S)	50	28,28,08,574	20,19,79,807	48,47,88,381 48 Cror+	Y	Won
6	SHIVAKU-MAR CHAN-NABASAPPA UDASI	Haveri	BJP	42	22,99,36,935	25,25,74,633	48,25,11,568 48 Cror+	Y	Won
7	MALLIKARJUN. S. S	Davanagere	INC	42	14,79,75,839	20,98,72,940	35,78,48,779 35 Cror+	Y	Lost
8	BAGWAN NA-SIR PAPULSAB	Dharwad	IND	51	21,50,000	22,08,50,000	22,30,00,000 22 Cror+	Y	Lost
9	L R SHI-VAREMEGOW-DA	Mandya	BJP	53	66,63,947	21,56,33,000	22,22,96,947 22 Cror+	Y	Lost
10	ANGADI SURESH CHANNA-BASAPPA	Belgaum	BJP	55	6,93,24,263	9,50,20,000	16,43,44,263 16 Cror+	N	Won
11	C. K. JAFFER SHARIEF	Bangalore North	INC	75	3,05,74,065	13,32,00,000	16,37,74,065 16 Cror+	Y	Lost
12	IQBAL ANSARI	Koppal	JD(S)	50	9,76,45,090	4,61,50,000	14,37,95,090 14 Cror+	Y	Lost
13	N. DHARAM-SINGH	Bidar	INC	73	7,85,53,475	6,38,41,083	14,23,94,558 14 Cror+	Y	Won
14	SIDDESWARA. G.M	Davanagere	BJP	56	8,55,32,867	5,47,16,000	14,02,48,867 14 Cror+	Y	Won
15	C. R. MANOHAR	Chikballapur	JD(S)	29	7,92,29,566	5,78,50,000	13,70,79,566 13 Cror+	Y	Lost
16	GURUPADA-GOUDA VENK-ANAGOUDA PATIL	Dharwad	IND	62	20,15,000	11,62,00,000	11,82,15,000 11 Cror+	N	Lost
17	GURUPADAP-PA NAGMAR-PALLI	Bidar	BJP	67	4,37,44,398	7,42,30,411	11,79,74,809 11 Cror+	Y	Lost
18	K. PRABHA-KARA REDDY	Bangalore Central	KCVF	61	57,37,000	9,10,00,000	9,67,37,000 9 Cror+	Y	Lost

S No	Name	Constituency	Party	Age	Movable Assets (Rs)	Immovable Assets (Rs)	Total Assets (Rs)	PAN Given	Won/ Lost
19	C P YO-GEESHWRA	Bangalore Rural	BJP	45	61,88,395	8,42,21,300	9,04,09,695 9 Cror+	Y	Lost
20	B.Y. RAGHAV-ENDRA	Shimoga	BJP	36	41,14,264	6,27,59,137	6,68,73,401 6 Cror+	Y	Won

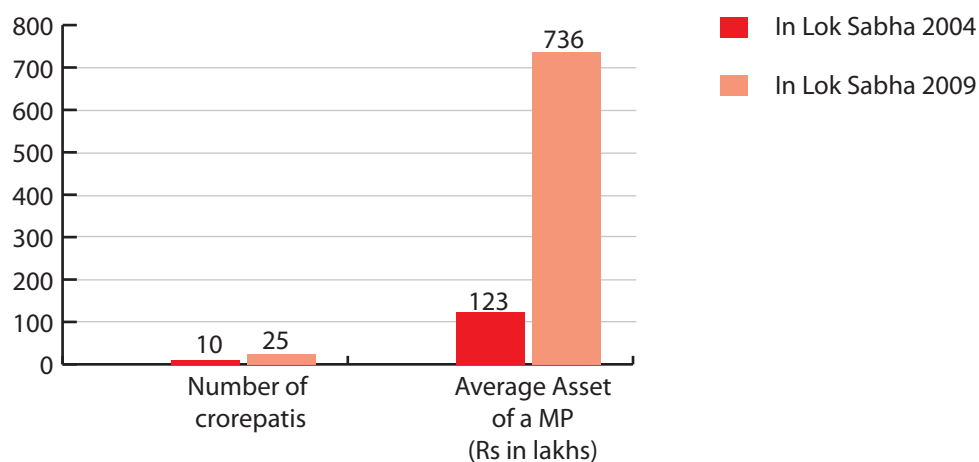
## Analysis based on assets- for MPs

Out of 28 MPs from Karnataka 25 are crorepatis as compared to 10 crorepatis in 2004. There has been an increase of 150% in number of crorepati MPs from Lok Sabha 2004. The average asset of a MP in Lok Sabha 2004 was Rs 123 lakhs which rose to Rs 736 lakhs in 2009. Between 2004 & 2009 there has been an average asset increase of almost 500% for MPs.

**Table: Comparison Lok Sabha 2004 and 2009 based on assets**

	In Lok Sabha 2004	In Lok Sabha 2009	Increase	% Increase
Number of crorepatis	10	25	15	150%
Average Asset of a MP (Rs in lakhs)	123	736	613	498%

**Figure: Comparison Lok Sabha 2004 and Lok Sabha 2009 based on assets**





## **Chances of winning based on assets**

As can be seen from the table, the higher the assets the more are the chances of winning of a candidate. In the Lok Sabha 2009 elections, 35% of the candidates who declared assets more than 5 crore and above won. In fact there was no candidate with assets less than 50 lakhs who won.

**Table: Chances of winning based on assets**

Value of assets	No of candidates	No of MPs	% of MPs
very high (5 cr and above)	31	11	35%
high (50 lakhs to 5 cr)	107	17	16%
medium (50 lakhs to 10 lakhs)	95	0	0%
low (less than 10 lakhs)	188	0	0%

## **Crorepati MPs- Party wise break up**

100% of INC and JD(S) MPs are crorepati. Almost 90% of all MPs in Karnataka are crorepati.

**Table: Crorepati MPs- party wise break up**

Party	Total Candidates analysed	Total crorepati candidates	Total MPs	Total crorepati MPs	% of crorepati MPs
BJP	28	23	19	16	84%
INC	28	22	6	6	100%
JD(S)	21	17	3	3	100%
Total for 3 major parties	77	62	28	25	89%

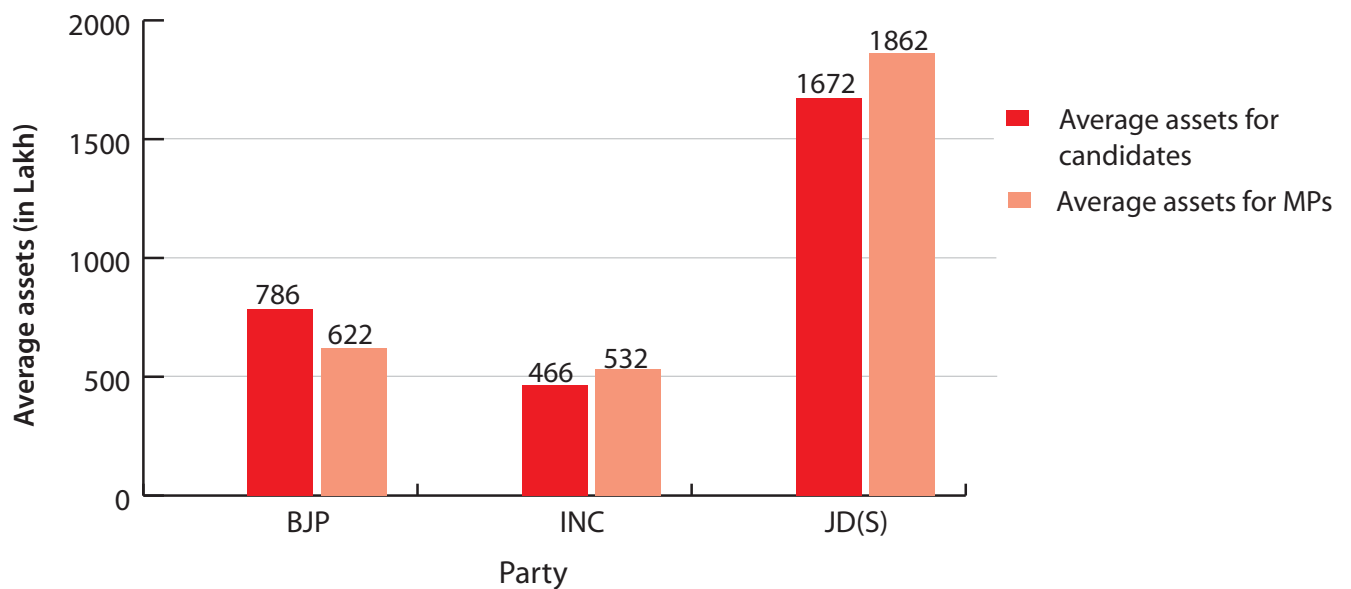
## Average assets per MP for major parties

Average asset for a MP from JD(S) is Rs 18 crores, for BJP Rs 6crores, for INC 5 crores.

**Table: Average assets for MPs**

Party	No of candidates	Average assets for candidates	No of MPs	Average assets for MPs
BJP	28	Rs 7,86,73,507 ~ 7 Cror+	19	Rs 6,22,56,920 ~ 6 Cror+
INC	28	Rs 4,66,36,688 ~ 4 Cror+	6	Rs 5,32,26,289 ~ 5 Cror+
JD(S)	21	Rs 16,72,96,446 ~ 16 Cror+	3	Rs 18,62,09,781 ~ 18 Cror+

**Figure: Comparison average assets for candidates & MPs in Lok Sabha 2009**



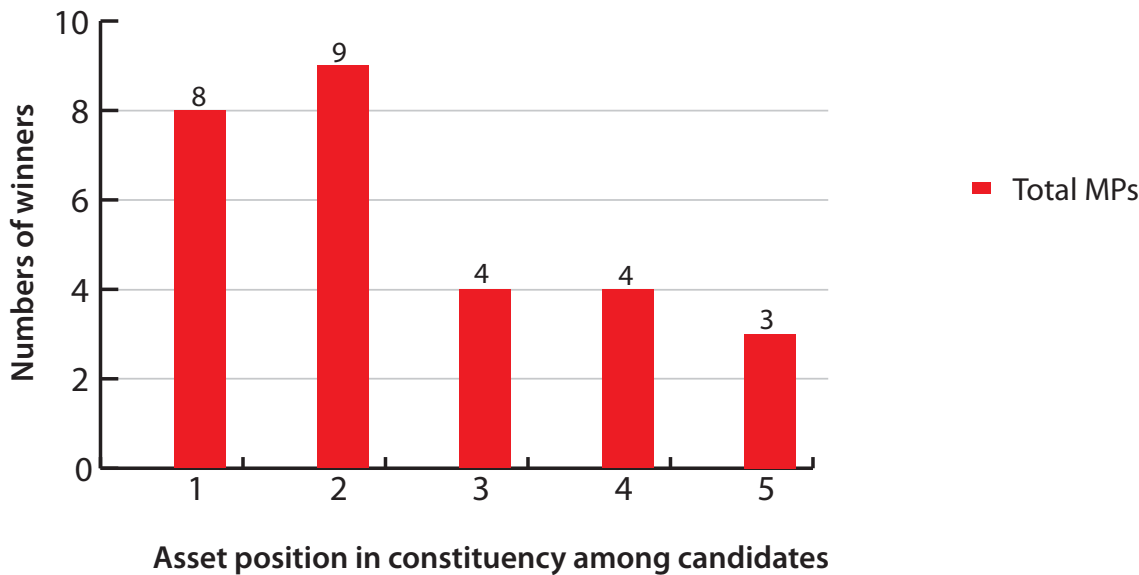
Asset position in constituency among candidates and chances of winning

The following table gives an analysis of asset position in constituency among candidates (highest asset to lowest asset) and their chances of winning. From 8 or 29% constituencies, candidates with highest declared assets according to their own self sworn affidavits emerged as MPs. From 32% constituencies candidates with second highest declared assets won. The number of MPs kept decreasing according to their position based on assets in the constituency as per their self declared affidavits. This clearly shows how higher assets significantly increase chances of winning.

Table: Position in constituency based on assets and MPs

Position in constituency based on assets	Total MPs	% of MPs
1	8	29%
2	9	32%
3	4	14%
4	4	14%
5	3	11%
Grand Total	28	100%

Figure: Asset position in constituency among candidates and MPs



## Crorepati MPs – PAN not given

3 crorepati MPs from Karnataka have not declared their PAN details even though their declarations are part of the affidavit. The names of these MPs are given below-

**Table: Crorepati MPs- PAN not given**

Name	Constituency	Party	Movable Assets (Rs)	Immovable Assets (Rs)	Total Assets (Rs)	PAN Given
J. SHANTHA	Bellary	BJP	4,40,72,264	25,00,000	4,65,72,264 4 Cror+	N
K.H. MUNI-YAPPA	Kolar	INC	1,42,16,402	3,77,05,000	5,19,21,402 5 Cror+	N
ANGADI SURESH CHANNA-BASAPPA	Belgaum	BJP	6,93,24,263	9,50,20,000	16,43,44,263 16 Cror+	N

## Details of top 20 MPs based on maximum assets

The table given below is a list of top 20 MPs with highest assets.

**Table: MPs with Maximum Assets**

S No	Name	Constituency	Party	Age	Movable Assets (Rs)	Immovable Assets (Rs)	Total Assets (Rs)	PAN Given
1	H D KUMARA SWAMY	Bangalore Rural	JD(S)	50	28,28,08,574	20,19,79,807	48,47,88,381 48 Cror+	Y
2	SHIVAKU-MAR CHAN-NABASAPPA UDASI	Haveri	BJP	42	22,99,36,935	25,25,74,633	48,25,11,568 48 Cror+	Y
3	ANGADI SURESH CHAN-NABASAPPA	Belgaum	BJP	55	6,93,24,263	9,50,20,000	16,43,44,263 16 Cror+	N
4	N. DHARAM-SINGH	Bidar	INC	73	7,85,53,475	6,38,41,083	14,23,94,558 14 Cror+	Y
5	SIDDESWARA G.M	Davanagere	BJP	56	8,55,32,867	5,47,16,000	14,02,48,867 14 Cror+	Y
6	B.Y. RAGHAV-ENDRA	Shimoga	BJP	36	41,14,264	6,27,59,137	6,68,73,401 6 Cror+	Y
7	G.S. BASA-VARAJU	Tumkur	BJP	67	14,18,219	5,29,63,810	5,43,82,029 5 Cror+	Y
8	N CHALU-VARAYAS-WAMY	Mandya	JD(S)	49	1,02,43,304	4,39,25,500	5,41,68,804 5 Cror+	Y
9	P.C.MOHAN	Bangalore Central	BJP	45	3,52,88,000	1,84,41,000	5,37,29,000 5 Cror+	Y
10	K.H. MUNI-YAPPA	Kolar	INC	61	1,42,16,402	3,77,05,000	5,19,21,402 5 Cror+	N
11	MALLIKARJUN KHARGE	Gulbarga	INC	67	1,33,08,044	3,73,38,490	5,06,46,534 5 Cror+	Y
12	J. SHANTHA	Bellary	BJP	35	4,40,72,264	25,00,000	4,65,72,264 4 Cror+	N
13	M. VEERAPPA MOILY	Chikballapur	INC	69	53,76,496	2,39,97,950	2,93,74,446 2 Cror+	Y
14	ADAGUR H. VISWANATH	Mysore	INC	59	14,11,172	2,68,80,000	2,82,91,172 2 Cror+	Y
15	KATTI RAMESH VISHWANATH	Chikkodi	BJP	44	1,39,83,744	1,19,17,188	2,59,00,932 2 Cror+	Y
16	JANARDHANA SWAMY	Chitradurga	BJP	41	68,36,000	1,60,00,000	2,28,36,000 2 Cror+	Y
17	D.B. CHANDRE GOWDA	Bangalore North	BJP	73	20,15,751	1,88,25,000	2,08,40,751 2 Cror+	Y
18	H. D. DEVEG-OWDA	Hassan	JD(S)	76	63,66,157	1,33,06,000	1,96,72,157 1 Cror+	Y

S No	Name	Constituency	Party	Age	Movable Assets (Rs)	Immovable Assets (Rs)	Total Assets (Rs)	PAN Given
19	GADDIGOU-DAR P C	Bagalkot	BJP	56	14,50,000	1,53,12,000	1,67,62,000 1 Cror+	Y
20	R. DHYUVANA RAYANA	Chamarajana-gar	INC	48	54,29,619	1,13,00,000	1,67,29,619 1 Cror+	Y

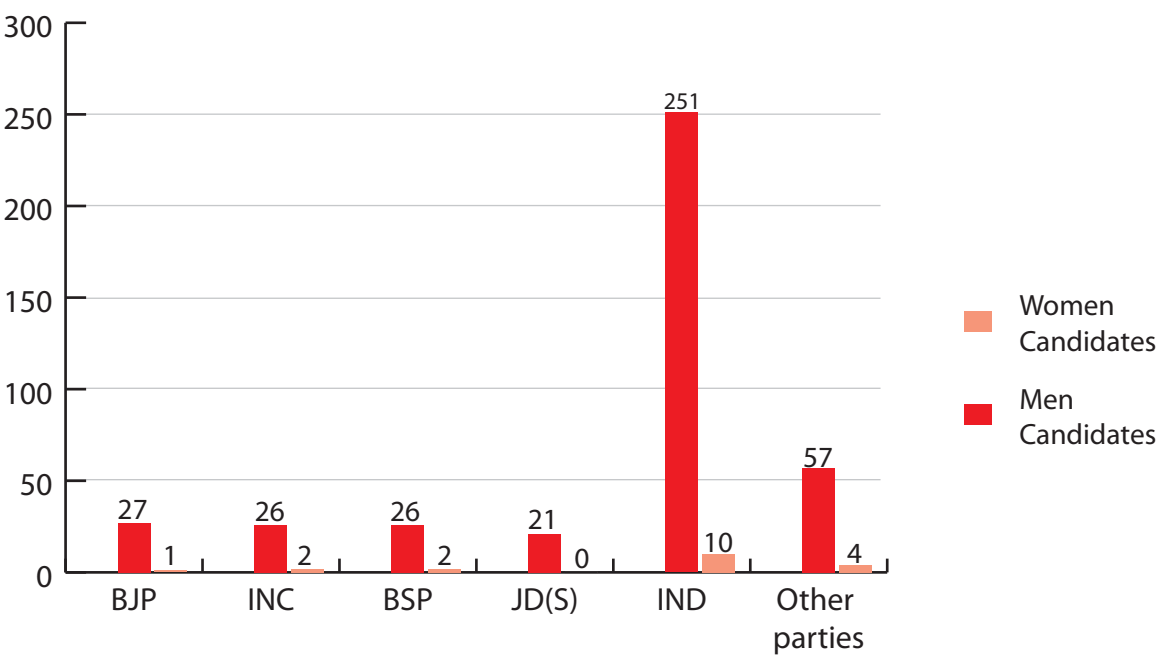
# Female representation in Lok Sabha 2009 elections

Out of 427 candidates, only 19 or 4% women contested Lok Sabha elections from Karnataka. Out of these 19 candidates only 1 emerged as a MP. The party wise break up for female candidates and MPs vis a vis male candidates and MPs is as below-

Table: Party wise female representation analysis

	BJP	INC	BSP	JD(S)	IND	Other parties	Total
<b>Women</b>							
Candidates	1	2	2	0	10	4	19
MPs	1	0	0	0	0	0	1
% Women candidates	4%	7%	7%	0%	4%	7%	4%
% Women MPs	5%	0%	0%	0%	0%	0%	4%
<b>Men</b>							
Candidates	27	26	26	21	251	57	408
MPs	18	6	0	3	0	0	27
% Men candidates	96%	93%	93%	100%	96%	93%	96%
% Men MPs	64%	21%	0%	14%	0%	0%	96%
<b>Total</b>							
Candidates	28	28	28	21	261	61	427
MPs	19	6	0	3	0	0	28

Figure: Candidate distribution based on gender



# Full Asset and pending criminal cases details

## Assets for all MPs from Karnataka in Lok Sabha 2009

S. No.	Name	Constituency	Party	Age	Total Assets (Rs)	Movable Assets (Rs)	Immovable Assets (Rs)	Liabilities (Rs.)	PAN Given
1	GADDIGOU-DARPC	Bagalkot	BJP	56	1,67,62,000 1 Cror+	14,50,000 14 Lacs+	1,53,12,000 1 Cror+	66,74,134 66 Lacs+	Y
2	P.C.MOHAN	Bangalore Central	BJP	45	5,37,29,000 5 Cror+	3,52,88,000 3 Cror+	1,84,41,000 1 Cror+	3,28,87,000 3 Cror+	Y
3	D.B.CHANDRE GOWDA	Bangalore North	BJP	73	2,08,40,751 2 Cror+	20,15,751 20 Lacs+	1,88,25,000 1 Cror+	0.00	Y
4	H D KUMARA SWAMY	Bangalore Rural	JD(S)	50	48,47,88,381 48 Cror+	28,28,08,574 28 Cror+	20,19,79,807 20 Cror+	2,41,54,539 2 Cror+	Y
5	ANANTH KUMAR	Bangalore South	BJP	49	1,22,06,366 1 Cror+	57,85,078 57 Lacs+	64,21,288 64 Lacs+	0.00	Y
6	ANGADI SURESH CHANDRANABASAPPA	Belgaum	BJP	55	16,43,44,263 16 Cror+	6,93,24,263 6 Cror+	9,50,20,000 9 Cror+	4,57,17,843 4 Cror+	N
7	J. SHANTHA	Bellary	BJP	35	4,65,72,264 4 Cror+	4,40,72,264 4 Cror+	25,00,000 25 Lacs+	0.00	N
8	N. DHARAMSINGH	Bidar	INC	73	14,23,94,558 14 Cror+	7,85,53,475 7 Cror+	6,38,41,083 6 Cror+	6,65,653 6 Lacs+	Y
9	JIGAJINAGI RAMESH CHANDAPPA	Bijapur	BJP	57	1,17,53,725 1 Cror+	18,99,725 18 Lacs+	98,54,000 98 Lacs+	39,02,460 39 Lacs+	Y
10	R. DHURUVANARAYANA	Chamarajanagar	INC	48	1,67,29,619 1 Cror+	54,29,619 54 Lacs+	1,13,00,000 1 Cror+	38,96,431 38 Lacs+	Y
11	M. VEERAPPA MOILY	Chikkballapur	INC	69	2,93,74,446 2 Cror+	53,76,496 53 Lacs+	2,39,97,950 2 Cror+	10,83,264 10 Lacs+	Y



S. No.	Name	Constituency	Party	Age	Total Assets (Rs)	Movable Assets (Rs)	Immovable Assets (Rs)	Liabilities (Rs.)	PAN Given
12	KATTI RAMESH VISHWANATH	Chikkodi	BJP	44	2,59,00,932 2 Cror+	1,39,83,744 1 Cror+	1,19,17,188 1 Cror+	0.00	Y
13	JANARDHANA SWAMY	Chitradurga	BJP	41	2,28,36,000 2 Cror+	68,36,000 68 Lacs+	1,60,00,000 1 Cror+	0.00	Y
14	NALIN KUMAR KATEEL	Dakshina Kan-nada	BJP	42	53,91,279 53 Lacs+	26,41,279 26 Lacs+	27,50,000 27 Lacs+	4,59,096 4 Lacs+	Y
15	SIDDESWARA. G.M	Davanagere	BJP	56	14,02,48,867 14 Cror+	8,55,32,867 8 Cror+	5,47,16,000 5 Cror+	42,63,675 42 Lacs+	Y
16	PRALHAD JOSHI	Dharwad	BJP	46	1,54,70,667 1 Cror+	73,77,732 73 Lacs+	80,92,935 80 Lacs+	31,82,357 31 Lacs+	Y
17	MALLIKARJUN KHARGE	Gulbarga	INC	67	5,06,46,534 5 Cror+	1,33,08,044 1 Cror+	3,73,38,490 3 Cror+	55,08,946 55 Lacs+	Y
18	H. D. DEVEG-OWDA	Hassan	JD(S)	76	1,96,72,157 1 Cror+	63,66,157 63 Lacs+	1,33,06,000 1 Cror+	64,99,000 64 Lacs+	Y
19	SHIVAKU-MAR CHAN-NABASAPPA UDASI	Haveri	BJP	42	48,25,11,568 48 Cror+	22,99,36,935 22 Cror+	25,25,74,633 25 Cror+	3,38,33,437 3 Cror+	Y
20	K.H. MUNI-YAPPA	Kolar	INC	61	5,19,21,402 5 Cror+	1,42,16,402 1 Cror+	3,77,05,000 3 Cror+	2,10,19,510 2 Cror+	N
21	SHI-VARAMGOUDA	Koppal	BJP	56	1,45,18,988 1 Cror+	22,98,788 22 Lacs+	1,22,20,200 1 Cror+	30,78,847 30 Lacs+	Y
22	N CHALU-VARAYAS-WAMY	Mandya	JD(S)	49	5,41,68,804 5 Cror+	1,02,43,304 1 Cror+	4,39,25,500 4 Cror+	41,25,000 41 Lacs+	Y
23	ADAGUR H. VISWANATH	Mysore	INC	59	2,82,91,172 2 Cror+	14,11,172 14 Lacs+	2,68,80,000 2 Cror+	73,67,061 73 Lacs+	Y
24	S PAKKIRAPPA	Raichur	BJP	51	77,36,230 77 Lacs+	26,50,720 26 Lacs+	50,85,510 50 Lacs+	0.00	Y

S. No.	Name	Constituency	Party	Age	Total Assets (Rs)	Movable Assets (Rs)	Immovable Assets (Rs)	Liabilities (Rs.)	PAN Given
25	B.Y. RAGHAV-ENDRA	Shimoga	BJP	36	6,68,73,401 6 Crore+	41,14,264 41 Lacs+	6,27,59,137 6 Crore+	42,34,969 42 Lacs+	Y
26	G.S. BASA-VARAJU	Tumkur	BJP	67	5,43,82,029 5 Crore+	14,18,219 14 Lacs+	5,29,63,810 5 Crore+	87,61,621 87 Lacs+	Y
27	D.V. SADANAN-DA GOWDA	Udupi Chikmagalur	BJP	56	1,43,75,959 1 Crore+	31,47,959 31 Lacs+	1,12,28,000 1 Crore+	24,86,447 24 Lacs+	Y
28	ANANTHUKU-MAR HEGDE	Uttara Kannada	BJP	40	64,27,192 64 Lacs+	37,68,192 37 Lacs+	26,59,000 26 Lacs+	39,55,458 39 Lacs+	Y

# Full details of pending criminal cases on MPs from Karnataka

S. No.	Name	State/ Dist	Constitu- ency	Party	Age	Seri- ous IPC Counts	No of Cases in which Ac- cused	No. of Cases in which Con- victed	Total
1	ANANTHKUMAR HEGDE	KARNATAKA	Uttara Kannada	BJP	40	4	3	0	3
Cases (Accused)			Serious IPC Frequency Table						
			Serious IPC Sections		Number of Times they appear for this candidate				
1. IPC Sections - 143,147,148,353,332,333,427,324,323,153A,149 , Other Details - SIRSI N.M.P.S CRIME NO,107/2003 AT SIRSI N.M.P.S POLICE STATION.ALSO UNDER SECTION 2 OF K.P.D.L.P ACT IN THE COURT OF 2ND ADDITIONAL J.M.F.C COURT SIRSI  2. IPC Sections - 153A,295 , Other Details - CHIK-KMANGALORE TOWN P.S CRIME NO,267/2001 AT TOWN POLICE STATION CHIKKAMAGALORE IN THE COURT OF J.M.F.C CHIKKAMANGLORE  3. IPC Sections - 143,147,148,341,332,149,427,353 , Other Details - BHATKAL RURAL P.S CRIME NO.2393AT BHATKAL RURAL POLICE STATION IN THE COURT OF BHATKAL			153A		2				
			324		1				
			295		1				
			Total		4				
			IPC Section		Description				
			143		Being member of an unlawful assembly				
			147		rioting				
			148		Rioting, armed with deadly weapon				
			149		Every member of unlawful assembly guilty of offence committed in prosecution of common object				
			153A		Promoting enmity between different groups on grounds of religion, race, place of birth, residence, language, etc., and doing acts prejudicial to maintenance of harmony				
			295		Injuring or defiling place of worship with intent to insult the religion of any class				
			323		voluntarily causing hurt				
			324		Voluntarily causing hurt by dangerous weapons or means				
			332		Voluntarily causing hurt to deter public servant from his duty				
			333		Voluntarily causing grievous hurt to deter public servant from his duty				
			341		wrongful restraint				

Cases (Convicted) -----No Cases----			353		Assault or criminal force to deter public servant from discharge of his duty				
			427		Mischief causing damage to the amount of fifty rupees				
S. No.	Name	State/ Dist	Constitu-ency	Party	Age	Seri-ous IPC Counts	No of Cases in which Ac-cused	No. of Cases in which Con-victed	Total
2	N. DHARAMSINGH	KARNATAKA	Bidar	INC	73	1	5	0	5
<p>Cases (Accused)</p> <p>1. IPC Sections - IPC 499,500,501and 502 , Other De-tails - A private Criminal Complaint Filed Before VIII CMM,Bangalore Under section 200 CRPC for the of-fences Punishable under section 499,500,501and 502 of IPC. Case No PCR 1450 of 2005 (CC 13146 of 2005) Stay Details: A private criminal complaint has been filed before the VIII additional CMM Bangalore as detailed above. The very initiation of the proceed-ing and taking cognizance, has been challenged by me, by filing a criminal petition number 2128 of 2005 under section 482 CRPC, in the Hon’ble High Court of Karnataka. The Hon’ble High Court of Kar-nataka by its order dated 3/06/2005 was pleased to admit the petition and pending hearing granted an Interim Order of Stay of further proceedings. Again on 2/09/2005, the High Court ordered “Interim or-der to continue”. The stay order is operating.</p> <p>2. IPC Sections - IPC 143,147,188 , Other Details - Cr No 173/2008 under IPC section 143,147,188 read with 149,127(B) OF IMV ACT AND 171(E)</p> <p>3. IPC Sections - IPC IPC sec 43,147,188,124(B) , Other Details - CR No.145/2008 Under Section 188 read with Section 34 and IPC sec 43,147,188,124(B)and of IMV act</p> <p>4. IPC Sections - IPC 188 , Other Details - CR NO 179/2008 Under IPC sec 188 read with sec 34 and sec171(E)</p> <p>5. IPC Sections - IPC 143,147,188 and 171(F) , Other Details - CR NO.172/2008 under IPC sec 143,147,188and 171(F)read with 149 IPC and 127(B) of IMV Act</p>			Serious IPC Frequency Table						
			Serious IPC Sections		Number of Times they appear for this candidate				
			171F		1				
			Total		1				
			IPC Section		Description				
			43		Illegal, Legally bound to do				
			143		Being member of an unlawful assembly				
			147		rioting				
			171F		undue influence or personation at an election				
			188		Disobedience to order duly pro-mulgated by public servant				
			499		Defamation				
			500		defamation				
			502		Sale of printed or engraved substance containing defamatory matter				
			Cases (Convicted) -----No Cases----						

S. No.	Name	State/ Dist	Constitu-ency	Party	Age	Seri-ous IPC Counts	No of Cases in which Ac-cused	No. of Cases in which Con- victed	Total
3	H D KUMARA SWAMY	KARNATAKA	Bangalore Rural	JD(S)	50	1	3	0	3
Cases (Accused)			Serious IPC Frequency Table						
			Serious IPC Sections		Number of Times they appear for this candidate				
			295A		1				
			Total		1				
			IPC Section		Description				
			295A		Deliberate and malicious acts, intended to outrage religious feelings or any class by insulting its religion or religious beliefs				
Cases (Convicted) -----No Cases-----			298		Uttering, words, etc., with deliberate intent to wound the religious feelings of any person				
			500		defamation				
			504		Intentional insult with intent to provoke breach of the peace				
S. No.	Name	State/ Dist	Constitu-ency	Party	Age	Seri-ous IPC Counts	No of Cases in which Ac-cused	No. of Cases in which Con- victed	Total
4	ANGADI SURESH CHANNABASAPPA	KARNATAKA	Belgaum	BJP	55	1	2	0	2
Cases (Accused)			IPC Section		Description				
			153A		Promoting enmity between different groups on grounds of religion, race, place of birth, residence, language, etc., and doing acts prejudicial to maintenance of harmony				
			171		Wearing grab or carrying token used by public servant with fraudulent intent				
Cases (Convicted) -----No Cases-----									

S. No.	Name	State/ Dist	Constitu-ency	Party	Age	Seri-ous IPC Counts	No of Cases in which Ac-cused	No. of Cases in which Con-victed	Total
5	NALIN KUMAR KATEEL	KARNATAKA	Dakshina Kannada	BJP	42	1	1	0	1
Cases (Accused)  1. IPC Sections - 120B, 153, 153A,153(B), 504,501,506II, 34C , Other Details - crime no: 55/09; dated 7/3/2009 on the basis of complaint dated : 04/03/2009 Police station : Sullia. district Dakshin Kannada			Serious IPC Frequency Table						
			Serious IPC Sections		Number of Times they appear for this candidate				
			153A		1				
			Total		1				
			IPC Section		Description				
			34		Acts done by several persons in furtherance of common intention				
			120B		Punishment of criminal conspiracy				
			153		Wantonly giving provocation with intent to cause riot-if rioting be committed-if not committed				
			153A		Promoting enmity between different groups on grounds of religion, race, place of birth, residence, language, etc., and doing acts prejudicial to maintenance of harmony				
Cases (Convicted) -----No Cases----			153B		Imputations, assertions prejudicial to national-integration				
			501		Printing or engraving matter known to be defamatory				
			504		Intentional insult with intent to pro-voke breach of the peace				
S. No.	Name	State/ Dist	Constitu-ency	Party	Age	Seri-ous IPC Counts	No of Cases in which Ac-cused	No. of Cases in which Con-victed	Total
6	N CHALUVARAYASWAMY	KARNATAKA	Mandya	JD(S)	49	0	15	0	15
Cases (Accused)  1. IPC Sections - , Other Details - WP9196/09 2. IPC Sections - , Other Details - WP9197/09 3. IPC Sections - , Other Details - WP9198/09 4. IPC Sections - , Other Details - WP9199/09 5. IPC Sections - , Other Details - WP9200/09 6. IPC Sections - , Other Details - WP9201/09			IPC Section		Description				

7. IPC Sections - , Other Details - WP9202/09 8. IPC Sections - , Other Details - WP9203/09 9. IPC Sections - , Other Details - WP9204/09 10. IPC Sections - , Other Details - WP9205/09 11. IPC Sections - , Other Details - WP9206/09 12. IPC Sections - , Other Details - WP9207/09 13. IPC Sections - , Other Details - RP.No.107 APP. NO.6043/06 14. IPC Sections - , Other Details - RP.No.107 APP. NO.6044/06 15. IPC Sections - , Other Details - RP.No.107 APP. No.6045/06									
Cases (Convicted) -----No Cases----									
S. No.	Name	State/ Dist	Constitu-ency	Party	Age	Seri-ous IPC Counts	No of Cases in which Ac-cused	No. of Cases in which Con-victed	Total
7	P. C. MOHAN	KARNATAKA	Bangalore Central	BJP	45	0	1	0	1
Cases (Accused)			IPC Section		Description				
1. IPC Sections - - , Other Details - Sec 147 and 174(A) of the Railway Act CC-10614/2008									
Cases (Convicted) -----No Cases----									
S. No.	Name	State/ Dist	Constitu-ency	Party	Age	Seri-ous IPC Counts	No of Cases in which Ac-cused	No. of Cases in which Con-victed	Total
8	S PAKKIRAPPA	KARNATAKA	Raichur	BJP	51	0	1	0	1
Cases (Accused)			IPC Section		Description				
1. IPC Sections - 143,147,148,427, 448, 504 R/W/S 149 , Other Details - CC No. 439/08, Police Station: Cowl Bazaar, Bellary, Court JMFC,Bellary			143		Being member of an unlawful as-sembly				
			147		rioting				
			148		Rioting, armed with deadly weapon				
			149		Every member of unlawful assembly guilty of offence committed in pros-ecution of common object				
			427		Mischief causing damage to the amount of fifty rupees				
Cases (Convicted) -----No Cases----			448		house-trespass				
			504		Intentional insult with intent to pro-voke breach of the peace				

S. No.	Name	State/ Dist	Constitu- ency	Party	Age	Seri- ous IPC Counts	No of Cases in which Ac- cused	No. of Cases in which Con- victed	Total
9	KATTI RAMESH VISHWANATH	KARNATAKA	Chikkodi	BJP	44	0	1	0	1
Cases (Accused)			IPC Section		Description				
1. IPC Sections - 171 F, 171 H , Other Details - JMFC Court Hukkeri, 25/06/2008, CC no. 336/2008 CRLP no 2861/2008.			171		Wearing grab or carrying token used by public servant with fraudulent intent				
Cases (Convicted) -----No Cases-----									





# Kerala

## Lok Sabha 2009 Elections

# CONTENTS

Executive summary for candidates & MPs.....	561
Voting and winning trend.....	563
Analysis based on pending criminal cases.....	565
Pending criminal cases- analysis for candidates.....	565
Party wise break up for candidates with pending criminal cases .....	565
Serious crimes distribution – Party wise breakup for candidates .....	567
Party wise comparison of pending criminal cases on candidates : LS-2004 vs LS 2009.....	568
Details for candidates based on serious pending criminal cases.....	569
Pending criminal cases- analysis for MPs .....	571
Party wise break up for MPs with pending criminal cases.....	572
Party wise comparison of pending criminal cases on MPs : LS-2004 vs LS 2009 .....	573
Party wise break up for MPs with serious pending criminal cases.....	574
MPs with pending criminal cases.....	575
Analysis based on assets.....	576
Analysis based on assets – for candidates .....	576
Average assets for Candidates.....	577
Crorepati candidates .....	578
Analysis based on assets- for MPs.....	579
Chances of winning based on assets.....	580
Crorepati MPs- party wise break up .....	580
Average assets per MP for major parties .....	581
Asset position in constituency among candidates and chances of winning .....	582
Crorepati MPs – PAN not given.....	583
Details of top 5 MPs based on maximum assets .....	583
Full Asset and pending criminal cases details.....	584
Assets for all MPs from Kerala in Lok Sabha 2009.....	584
Full details of pending criminal cases on MPs from Kerala .....	586

# Kerala Election Watch\*

## Lok Sabha elections 2009

Lok Sabha 2009 elections were held in Kerala on April 16, 2009. This chapter includes the analysis of voting trend, criminalization, money power, gender etc in these elections. Information provided by ECI and details from the affidavits filed by contesting candidates have been used for above analysis.

### **Growth of political parties**

In Lok Sabha 2004, 16 parties contested elections which rose to 18 in 2009 Lok Sabha elections. This reflects a rise of 12.5 % in the number of parties from 2004 Lok Sabha elections to 2009 Lok Sabha elections.

### **Growth in number of candidates**

A total of 217 candidates contested Lok Sabha 2009 elections from Kerala as compared to 177 candidates in Lok Sabha 2004. This shows a growth of 34% in number of candidates contesting in 2009.

## **Executive summary for candidates and MPs**

### **Summary for candidates**

- Affidavits of 217 contesting candidates in Lok Sabha 2009 elections were analyzed by Kerala Election Watch (KEW).
- Out of these 217 candidates, 47 candidates or 21.65% declared pending criminal cases against them. BJP had 11 out of 19 (58%) candidates with pending criminal cases, CPM had 8 out of 14 (57%) candidates with pending criminal cases, and INC had 6 out of 17 (35%) candidates with pending criminal cases.
- Out of these 47 candidates with pending criminal cases, 15 candidates had serious criminal cases like attempt to murder etc pending against them. CPM had 5, BSP- 3, BJP- 1 and INC -1 candidate with serious criminal cases pending against them.
- There were 50 candidates of three main parties (INC, BJP & CPM) and out of these 50 candidates 25 (50%) had pending criminal cases against them. Comparing this to 2004 Lok Sabha elections, there were 42 candidates of three main parties (INC, BJP & CPM). Out of these 42 candidates of three major political parties 12 (28.57%) had pending criminal cases against them.
- There were total 9 Red Alert constituencies where 3 or more contesting candidates had pending criminal cases. Thrissur had 5 candidates with pending criminal cases followed by Palakkad, Kannur, Kasargod & Ernakulam which had 4 candidates each with pending criminal cases.
- A total of 19 candidates out of 217 i.e. 8.75% were crorepatis.

\*This chapter would not have been possible without the efforts of several volunteers, groups and organizations from the state. ADR and NEW especially acknowledge with gratitude the efforts of Sh. Satish Babu (Coordinator, Kerala Election Watch) and Lt. Gen. S. K. Pillai.

This volume is dedicated to all who were part of the Election Watch.

- A total of 5 candidates declared zero assets.
- A total of 37 candidates declared liabilities above 5 lakhs.
- Among major parties, the average asset per candidate for INC was Rs. 1.73 crores, for KC(M) was Rs 96.51 Lakh, for CPM was Rs 42.79 Lakh, for BJP was Rs. 27 lakh.
- 82.9% of candidates (180 of 217) had not furnished PAN card details.
- Number of women candidates was just 15 (6.92%) as compared to 202 of men (93.08%).
- More than 45% candidates (98 of 217) were graduates & above.
- None of the parties managed to get votes anywhere near 50%. The highest votes polled were approx 40% by INC and about 29% of the total registered voters. CPM managed 30.48% of the votes.

## **Summary for MPs**

- Of the 15 candidates with the most serious criminal cases pending against them, only 2 won and the remaining 13 were rejected by the voters.
- Out of 20 MPs, 7 (35%) have pending criminal cases against them. Comparing this to Lok Sabha 2004, affidavits were available for 18 MPs out of which 7 (39%) had pending criminal cases against them.
- Out of these 7 MPs with pending criminal cases, there are pending serious criminal cases against 2 MPs (10%). Contrasting this with Lok Sabha 2004, 2 MPs (11.11 %) had serious pending criminal cases.
- Even though the number of MPs with pending criminal cases has not increased from Lok Sabha 2004 to Lok Sabha 2009, the number of total criminal cases against MPs has decreased from 34 in Lok Sabha 2004 to 25 in Lok Sabha 2009. Similarly the number of total serious IPC sections against MPs has decreased from 9 in 2004 to 7 in 2009.
- The number of crorepati MPs has increased from 2 in Lok Sabha 2004 to 5 in Lok Sabha 2009.
- Among major parties, the average asset per MP for INC was Rs. 2.21 crores, KC(M) Rs 96 lakh, CPM Rs. 70.97 lakh & MUL Rs. 22.46 lakh each.
- Average asset for a MP from Kerala was Rs 1.64 crores.
- Out of 20 MPs, 12 had not declared their PAN details
- Out of 15 women candidates, none managed to win.

# Voting and winning trend

## Voting analysis

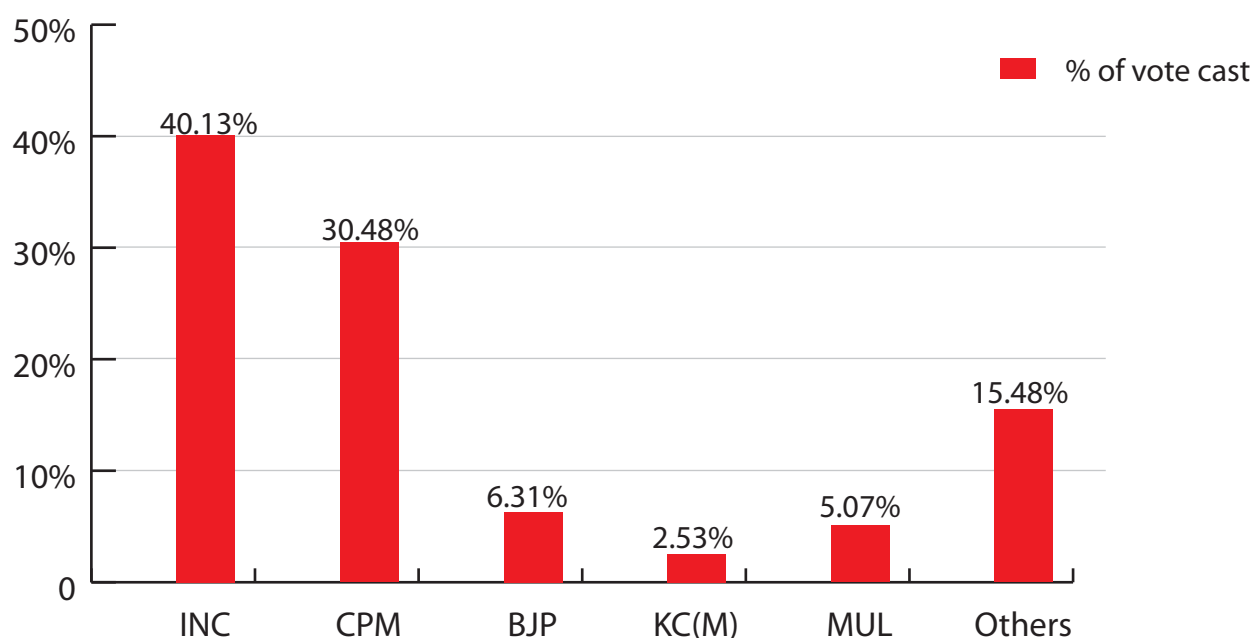
The % of votes polled by the major parties clearly shows that none of them got anywhere close to the 50% mark. Total voting in the state was only 73%. CPM managed approx 30 % of the votes cast and only 22% of the registered voters. INC managed 40% votes cast and 29% registered voters. The total electorate in Kerala was 2,18, 65,458 and the total votes cast were 1, 60, 34,875.

Further break-up is given in the table:

**Table: % of votes polled**

Party	Total votes cast for the party	% of votes cast	% of total registered voters
INC	64,34,486	40.13%	29.43%
CPM	48,87,333	30.48%	22.35%
BJP	10,11,563	6.31%	4.63%
KC(M)	4,04,962	2.53%	1.85%
MUL	8,13,741	5.07%	3.72%
Others	24,82,790	15.48%	11.35%

**Figure: Per cent of votes cast in Kerala - Party wise**



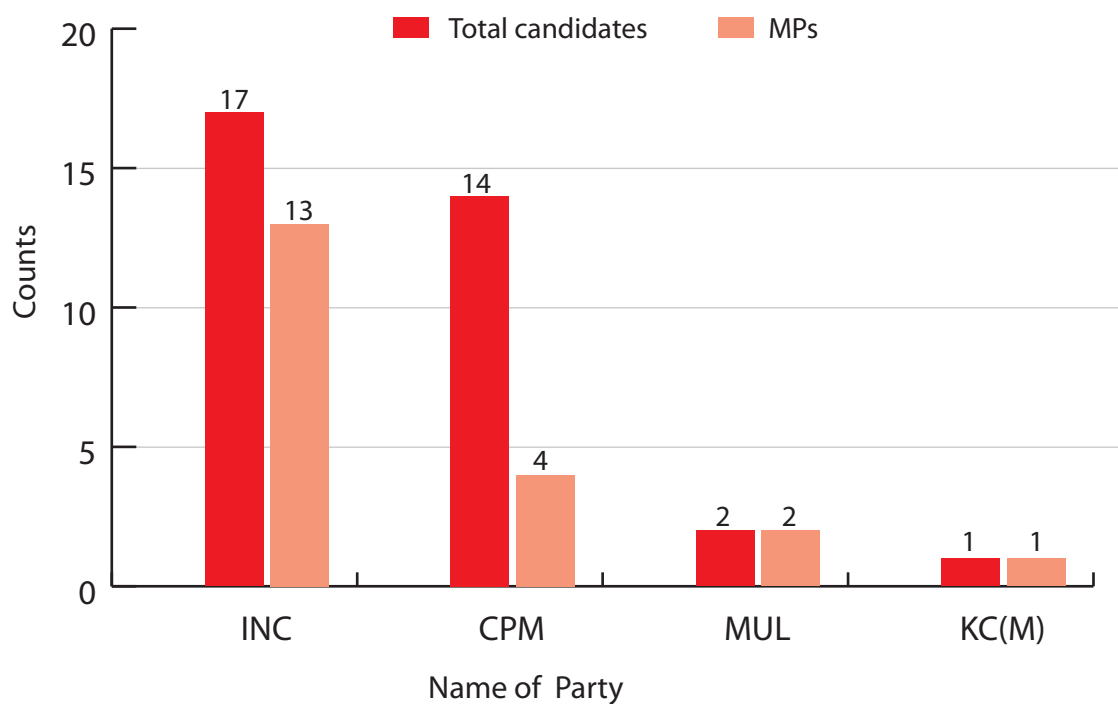
## Candidates vs MPs

Kerala has 20 parliamentary constituencies. Maximum numbers of MPs (13) are from INC followed by 4 of CPM. The breakup of MPs as compared to total candidates from the party are-

**Table: Candidates & MPs –Kerala**

Party	Total candidates	MPs
INC	17	13
CPM	14	4
MUL	2	2
KC(M)	1	1
Total	-	20

**Figure : Candidates vs MPs- Party wise**



# Analysis based on pending criminal cases

## Pending criminal cases- analysis for candidates

A total of 217 affidavits were analyzed by KEW for Lok Sabha 2009 elections. Out of these 217 candidates, 47 candidates or 21.65% declared pending criminal cases against them. Out of these 47 candidates with pending criminal cases, 15 had pending serious criminal cases like attempt to murder, kidnapping, robbery, extortion etc.

### Party wise break up for candidates with pending criminal cases

Total 47 candidates contesting elections from Kerala had pending criminal cases against them. Out of 17 candidates of INC, 6 (35.29%) had pending criminal cases. 8 candidates out of 14 candidates of CPM had pending criminal cases. More than 58% of candidates of BJP had declared pending criminal cases.

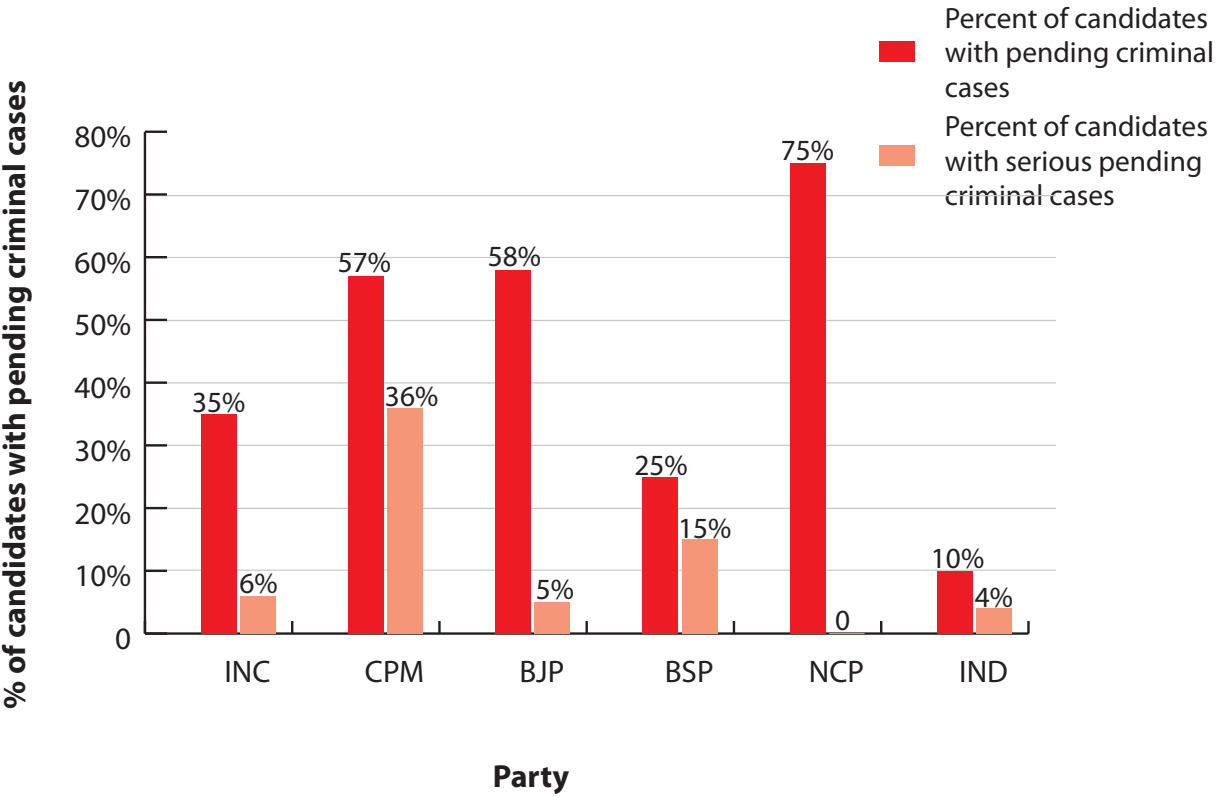
Out of these 47 candidates with pending criminal cases, 15 had pending serious criminal cases against them. The break up is given in the table below.

**Table: Candidates with pending criminal cases and serious pending criminal cases- party wise break up**

Party	Total candidates analysed	Candidates with pending criminal cases	Percent of candidates with pending criminal cases	Number of candidates with pending serious criminal cases	Percent of candidates with pending serious criminal cases
INC	17	6	35%	1	6%
CPM	14	8	57%	5	36%
BJP	19	11	58%	1	5%
BSP	20	5	25%	3	15%
NCP	4	3	75%	0	0%
IND	135	14	10%	5	4%
Total	-	47	-	15	-



**Figure: Comparison of pending criminal cases and serious pending criminal cases for candidates of main parties from Kerala**



## Serious crimes distribution – party wise breakup for candidates

The table below shows the breakup of serious IPC sections for candidates of major parties. Serious crimes have been distributed in categories of violent crimes, theft related crimes, and finance related crimes and other serious crimes.

**Table: Serious IPC section break up for candidates of major parties**

IPC/Party	IPC Description	INC	CPM	BSP	BJP	Total for major parties
<b>VIOLENT CRIMES</b>						
307 308	Attempt to murder	0	3	0	1	4
324 326	Voluntarily causing hurt by dangerous weapons or means	0	3	1	0	4
Total Violent Crimes		0	6	1	1	8
<b>ROBBERY, EXTORTION, THEFT, CHEATING ETC</b>						
420	Cheating and dishonesty , stolen property	0	0	2	0	2
Total Theft related crimes		0	0	2	0	2
<b>FINANCIAL FRAUD ETC</b>						
465 469	Forgery	0	6	0	0	6
Total Financial crimes		0	6	0	0	6
<b>OTHER SERIOUS CRIMES</b>						
254	Delivery of coin as genuine, which, when first possess, the deliverer did not know to be altered	1	0	0	0	1
Total Other Serious crimes		1	0	0	0	1
Total for major parties		1	12	3	1	17

## **Party wise comparison of pending criminal cases on candidates in Lok Sabha 2004 & Lok Sabha 2009**

A comparison between candidates of major parties from Lok Sabha 2009 & 2004 with pending criminal cases is given below.

**Table: Comparison Lok Sabha 2004 vs. Lok Sabha 2009**

Party	Lok Sabha 2004			Lok Sabha 2009		
	Number of candidates analysed	candidates with pending criminal cases	% of candidates with pending criminal cases	Number of candidates analysed	candidates with pending criminal cases	% of candidates with pending criminal cases
CPM	13	7	53.85%	14	8	57%
BJP	14	4	28.57%	19	11	57.89%
INC	15	1	6.67%	17	6	35.29%

## Details for candidates based on pending criminal cases

The table below lists 15 candidates with serious pending criminal cases. Almost all of them had pending criminal cases of attempt to murder, voluntarily causing hurt by dangerous weapons or means, Attempt to commit culpable homicide, cheating, forgery etc. Out of these 15 candidates with most serious pending criminal cases, only 2 won and rest 13 were rejected by the voters. The detailed list is given below.

S. No.	Name	Constituency	Party	Age	Seri-ous IPC Counts	Total Cases	IPC counts related to violent crimes like murder, kidnapping etc and theft, extortion, cheating and dacoity etc	Won/ Lost
1	P.Karunakaran	Kasaragod	CPM	64	6	12	6 charges related to forgery	Won
2	R Zakeer Hus-sain	Kollam	IND	37	4	2	1 charge related to attempt to murder, 2 charges of voluntary causing hurt & 1 charge of Obscene acts & songs	Lost
3	Sindhu Joy	Ernakulam	CPM	32	3	1	1 charge related to attempt to murder, 1 charge related to Attempt to commit culpable homicide & 1 charge of voluntary causing hurt	Lost
4	K. Surendran	Kasaragod	BJP	37	1	5	1 charge related to Attempt to commit culpable homicide	Lost
5	K Sudha-karan Kavinte Arikathu	Kannur	INC	60	1	3	1 charge related to Delivery of coin as genuine, which, when first possess, the deliverer did not know to be altered	Won
6	Adv P A Mo-hamed Riyas	Kozhikode	CPM	33	1	3	1 charge related to Voluntarily causing hurt by dangerous weapons or means	Lost
7	K H Madhavi	Kasaragod	BSP	35	1	2	1 charge related to voluntarily causing hurt by dangerous weapons or means	Lost
8	K K Ragesh	Kannur	CPM	38	1	2	1 charge related to attempt to commit culpable homicide	Lost

S. No.	Name	Constituency	Party	Age	Serious IPC Counts	Total Cases	IPC counts related to violent crimes like murder, kidnapping etc and theft, extortion, cheating and dacoity etc	Won/ Lost
9	Hussain	Ponnani	IND	29	1	2	1 charge related to theft in dwelling house, etc.	Lost
10	Ananthagopan	Pathanamthitta	CPM	61	1	2	1 charge related to voluntarily causing hurt by dangerous weapons or means	Lost
11	S Radhakrishn	Kollam	IND	47	1	2	1 charge related to voluntarily causing hurt by dangerous weapons or means	Lost
12	K Muhamed Riyas	Kozhikode	IND	33	1	1	1 charge related to voluntarily causing hurt by dangerous weapons or means	Lost
13	Muttam Abdulla	Chalakyudy	BSP	49	1	1	1 charge related to Cheating and dishonestly inducing delivery of property	Lost
14	Adv Biju M John	Idukki	BSP	40	1	1	1 charge related to Cheating and dishonestly inducing delivery of property	Lost
15	Jayakumar	Attingal	IND	56	1	1	1 charge related to voluntarily causing hurt by dangerous weapons or means	Lost

# Pending criminal cases- analysis for MPs

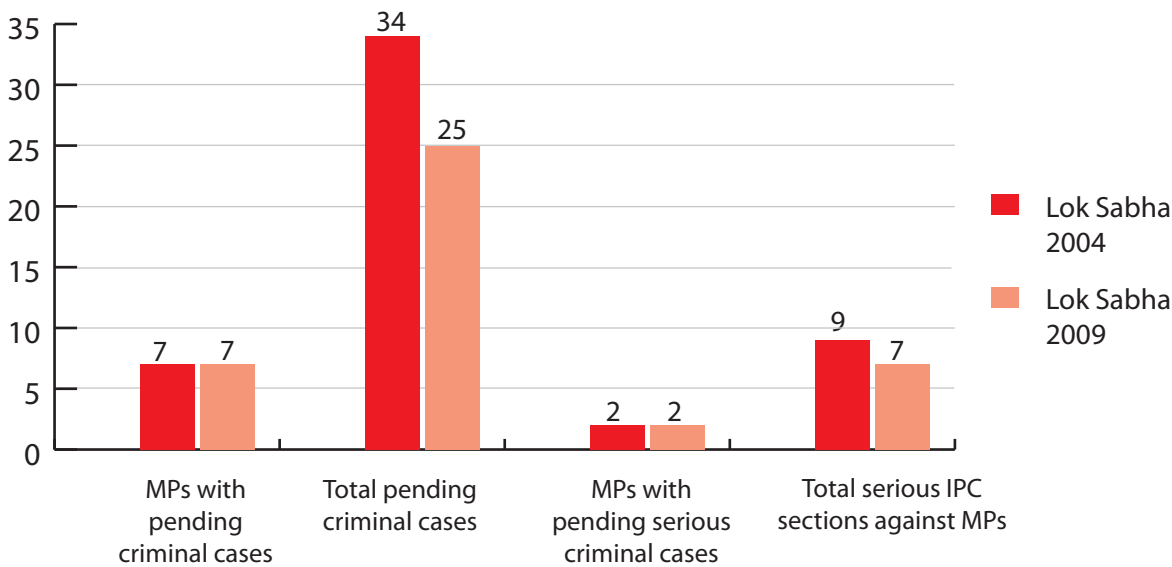
Out of 20 MPs from Kerala in Lok Sabha 2009, 7 MPs have pending criminal cases against them. Out of these 7 MPs, there are pending serious criminal cases against 2 MPs (10%).

Given below is a comparative analysis for MPs with pending criminal cases elected from Kerala. The number of total pending criminal cases has decreased by almost 26%. This means that there were an average of 3.57 cases per tainted MP in 2009 Lok Sabha as compared to 4.85 cases per tainted MP in 2004 Lok Sabha.

**Table: Comparison Lok sabha 2004 & Lok Sabha 2009 MPs with pending criminal cases**

	Lok Sabha 2004	Lok Sabha 2009	Increase	% increase
MPs with pending criminal cases	7	7	0	0
Total Pending criminal cases	34	25	-9	-26%
MPs with pending serious criminal cases	2	2	0	0
Total serious IPC sections against MPs	9	7	-2	-22%

**Figure: Comparison Lok Sabha 2004 & Lok Sabha 2009- MPs with pending criminal cases**



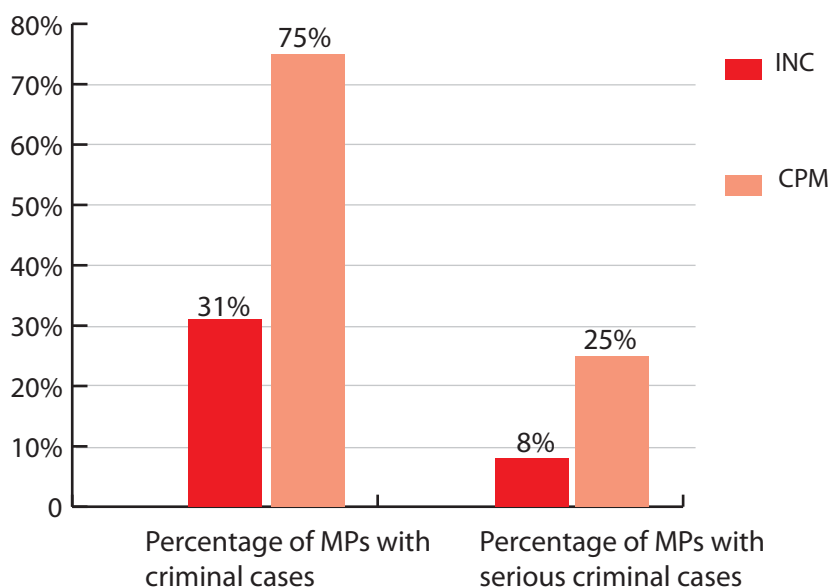
## Party wise break up for MPs with pending criminal cases

Out of total 7 MPs with pending criminal cases 4 are of INC and 3 of CPM. The comparison between total candidates and MPs is given below.

**Table : MPs with pending criminal cases- party wise**

Party	Total candidates analysed	Total MPs	MPs with pending criminal cases	% of MPs with pending criminal cases	MPs with pending serious criminal cases	% of MPs with pending serious criminal cases
INC	17	13	4	31%	1	8%
CPM	14	4	3	75%	1	25%

**Figure: Per cent MPs with pending criminal cases- Party wise**



## **Party wise comparison of pending criminal cases on MPs in Lok Sabha 2004 & Lok Sabha 2009**

**Table: Comparison Lok Sabha 2004 vs. 2009- MPs with pending criminal cases- Party wise**

	Lok Sabha 2004			Lok Sabha 2009		
Party	Number of MPs	Number of MPs with Pending criminal cases	% of MPs with pending criminal cases	Number of MPs	Number of MPs with Pending criminal cases	% of MPs with pending criminal cases
INC	0	0	0	13	4	31%
CPM	12	6	50%	4	3	75%
KEC	1	1	100%	0	0	0



## **Party wise break up for MPs with serious pending criminal cases**

There are cases of violent crimes like forgery, forgery for purpose of harming reputation etc pending against MPs from Kerala. As can be seen from the table MPs of CPM have 6 pending serious criminal IPC counts against them as compared to 1 of INC.

**Table: Serious IPC section break up for MPs of major parties**

IPC/Party	IPC Description	CPM	INC	Total
<b>FINANCIAL FRAUD ETC</b>				
465 469	Forgery	6	0	6
Total Financial crimes		6	0	6
<b>OTHER SERIOUS CRIME</b>				
254	Delivery of coin as genuine, which, when first possess, the deliverer did not know to be altered	0	1	1
Total Other Serious crimes		0	1	1
Total		6	1	7

## **MPs with pending criminal cases**

Given below is a list of MPs from Kerala who have pending criminal cases against them.

<b>S No</b>	<b>Name</b>	<b>Constituency</b>	<b>Party</b>	<b>Age</b>	<b>Seri-ous IPC Counts</b>	<b>Total no of cases in which accused</b>	<b>IPC counts related to violent crimes like murder, kidnapping, theft, extortion and dacoity</b>
1	P. Karuna-karan	Kasaragod	CPM	64	6	12	6 charges related to forgery
2	K Sudha-karan Kavinte Arikathu	Kannur	INC	60	1	3	1 charge related to Delivery of coin as genuine, which, when first possess, the deliverer did not know to be altered
3	Kodikunnil Suresh	Mavelikkara	INC	46	0	4	-
4	N Peetham-barakurup	Kollam	INC	66	0	2	-
5	Adv A Sam-path	Attingal	CPM	46	0	2	-
6	M B Rajesh	Palakkad	CPM	38	0	1	-
7	K P Dhana-palan	Chalakudy	INC	59	0	1	-

# Analysis based on assets

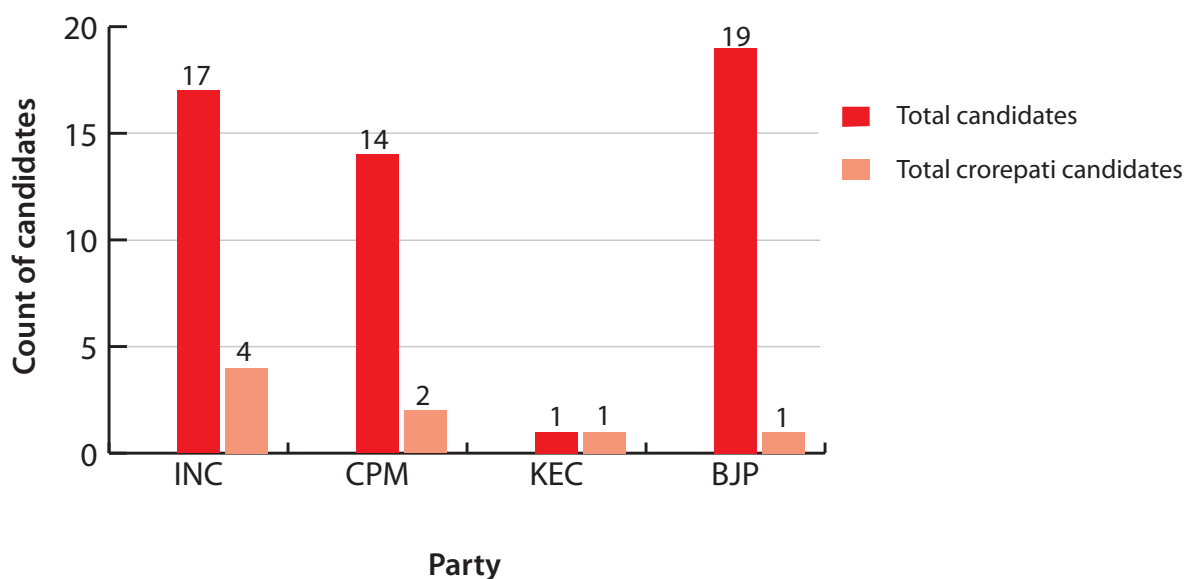
## Analysis based on assets – for candidates

Out of 217 candidates in Lok Sabha 2009, 19 (8.75%) were crorepatis.

**Table: Crorepati candidates- party wise break up**

Party	Total Candidates analyzed	Crorepati candidates	Percent
INC	17	4	23.53%
CPM	14	2	14.29%
KEC	1	1	100%
BJP	19	1	5.26%
other parties	166	11	5.09%
Total	217	19	8.75%

**Figure: Crorepati candidates from major parties**



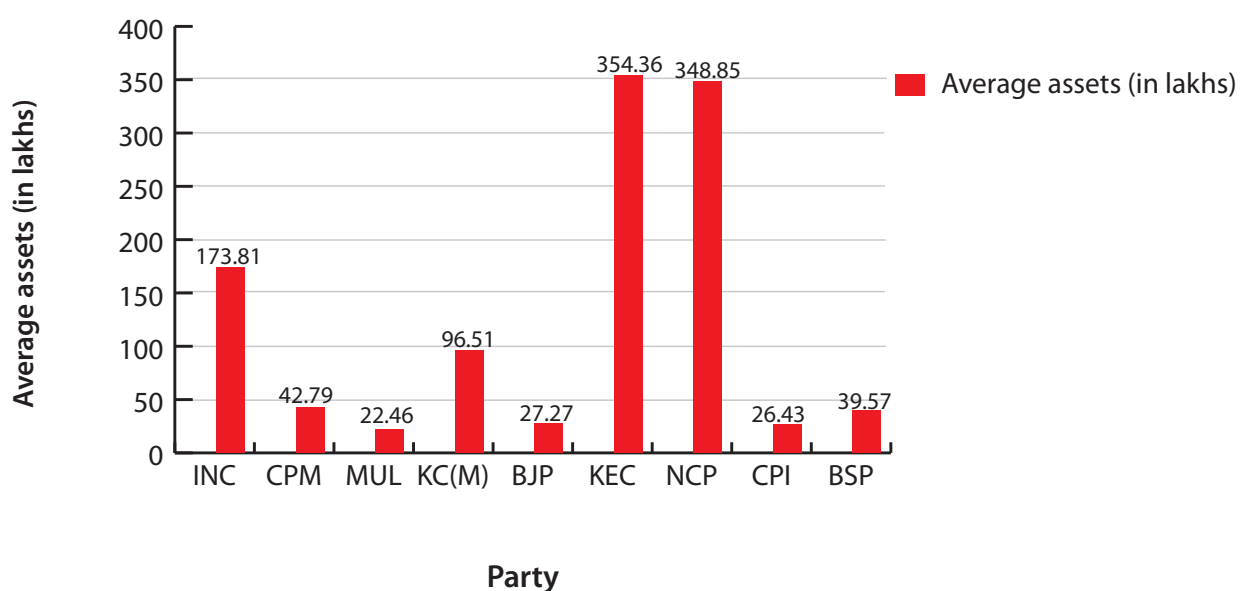
## Average assets for Candidates

For candidates of INC average assets were approx 1.73 crores. These were more than 3 crores for NCP and KEC. Detailed list is given below.

**Table: Average assets for candidates party wise**

Party	Average Assets	Candidate Count
INC	Rs 1,73,81,112 ~ 1 Cror+	17
CPM	Rs 42,79,365 ~ 42 Lacs+	14
MUL	Rs 22,46,782 ~ 22 Lacs+	2
KC(M)	Rs 96,51,729 ~ 96 Lacs+	1
BJP	Rs 27,27,277 ~ 27 Lacs+	19
KEC	Rs 3,54,36,273 ~ 3 Cror+	1
NCP	Rs 3,48,85,191 ~ 3 Cror+	4
CPI	Rs 26,43,285 ~ 26 Lacs+	4
BSP	Rs 39,57,594 ~ 39 Lacs+	20
IND	Rs 23,41,531 ~ 23 Lacs+	135

**Figure: Average assets (in lakhs) for candidates of major parties**



## Crorepati candidates

Given below is the list of crorepati candidates who contested Lok Sabha 2009 elections from Kerala.

S No	Name	Constituency	Party	Movable Assets (Rs)	Immovable Assets (Rs)	Total Assets (Rs)	PAN Given	Won/ Lost
1	Shashi Tharoor	Thiruvananthapuram	INC	20,09,10,302	27,25,965	20,36,36,267 20 Cror+	N	Won
2	Mani C Kappen	Pathanamthitta	NCP	44,02,005	9,80,00,000	10,24,02,005 10 Cror+	N	Lost
3	K T Mathew	Kottayam	IND	14,50,000	7,10,00,000	7,24,50,000 7 Cror+	Y	Lost
4	Sony J Kalyanakumar	Alappuzha	IND	28,13,383	3,50,83,450	3,78,96,833 3 Cror+	Y	Lost
5	Jose Maveli	Chalakyudy	IND	90,68,585	2,74,00,000	3,64,68,585 3 Cror+	N	Lost
6	Adv. K Francis George	Idukki	KEC	11,60,673	3,42,75,600	3,54,36,273 3 Cror+	N	Lost
7	K Muraleedharan	Wayanad	NCP	1,90,45,698	97,29,750	2,87,75,448 2 Cror+	Y	Lost
8	K Arun Kumar	Thrissur	IND	10,75,000	2,32,00,000	2,42,75,000 2 Cror+	Y	Lost
9	M I Shanavas	Wayanad	INC	5,24,424	2,33,80,000	2,39,04,424 2 Cror+	Y	Won
10	Adv N Hariharan Nair	Thrissur	IND	0	1,83,00,000	1,83,00,000 1 Cror+	Y	Lost
11	P.Karunakaran	Kasaragod	CPM	1,63,245	1,76,60,400	1,78,23,645 1 Cror+	N	Won
12	P C Chacko	Thrissur	INC	57,15,679	1,06,20,000	1,63,35,679 1 Cror+	Y	Won
13	Prof K V Thomas	Ernakulam	INC	1,03,43,605	46,98,059	1,50,41,664 1 Cror+	Y	Won
14	Adv Kumaran Kutty	Kozhikode	IND	16,96,330	1,09,50,000	1,26,46,330 1 Cror+	Y	Lost
15	T K Hamsa	Malappuram	CPM	11,71,400	1,00,00,000	1,11,71,400 1 Cror+	N	Lost
16	Thottakkadu Sasi	Attingal	BJP	25,94,294	85,00,000	1,10,94,294 1 Cror+	N	Lost
17	Adv K Noorudheen Musaliar	Vadakara	BSP	6,91,000	1,00,50,000	1,07,41,000 1 Cror+	N	Lost
18	Dr A Neela Lohithadasan Nadar	Thiruvananthapuram	BSP	7,99,697	92,40,000	1,00,39,697 1 Cror+	N	Lost
19	Anto P John	Kottayam	IND	20590	1,00,00,000	1,00,20,590 1 Cror+	N	Lost

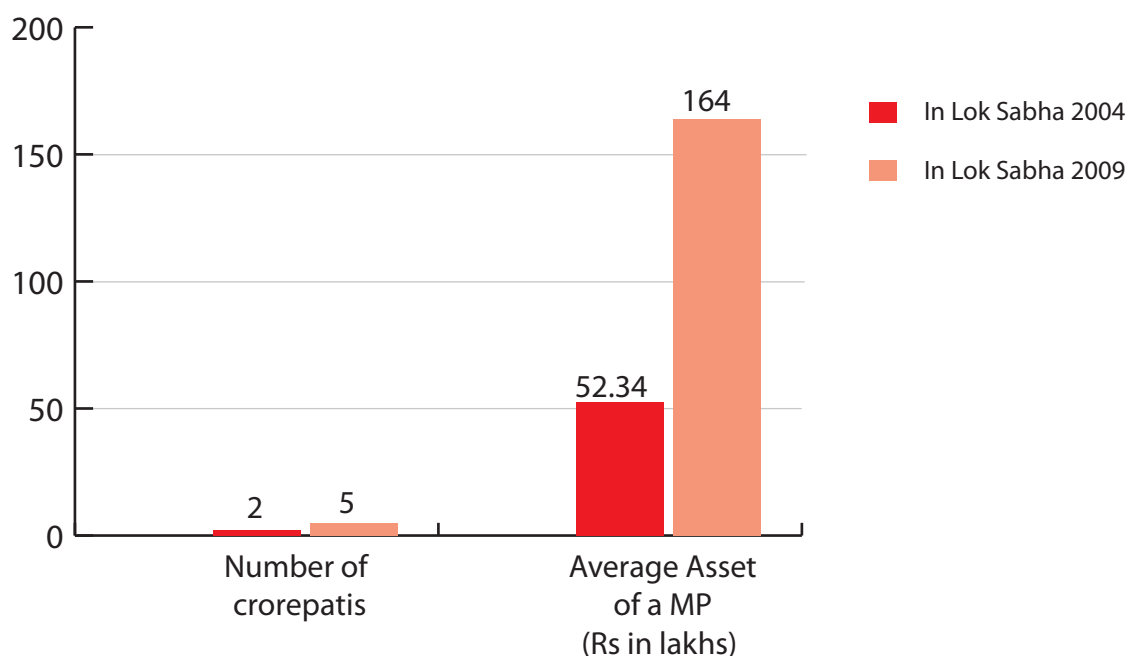
## Analysis based on assets- for MPs

Out of 20 MPs in Lok Sabha 2009, 5 MPs are crorepatis as compared to 2 crorepati MPs from Lok Sabha 2004 i.e. an increase of 150%. The average asset of a MP in 2004 Lok Sabha was Rs 52.34 Lakh which rose to Rs 1.64 cr in 2009. Between 2004 & 2009 there has been an average asset increase of 214% for MPs.

**Table: Comparison Lok Sabha 2004 and 2009 based on assets**

	In Lok Sabha 2004	In Lok Sabha 2009	Increase	% Increase
Number of crorepatis	2	5	3	150%
Average Asset of a MP (Rs in lakhs)	52.34	164	112	214%

**Figure: Comparison Lok Sabha 2004 and Lok Sabha 2009 based on assets**



## **Chances of winning based on assets**

As can be seen from the table, the higher the assets the more are the chances of winning of a candidate. 33% of the candidates who declared assets more than 5 Cr and above won. On the other hand less than 2% of candidates with assets less than 10 lakh won. The election results seemed to be highly influenced by the money power of the candidates

**Table: Chances of winning based on assets**

Value of assets	No of candidates	No of MPs	% of MPs
Very high (5 cr and above)	3	1	33%
High (50 lakhs to 5 cr)	28	7	25%
Medium (50 lakhs to 10 lakhs)	74	10	14%
Low (less than 10 lakhs)	112	2	2%

## **Crorepati MPs- Party wise break up**

31% MPs of INC were crorepati. 25% of the MPs of CPM were crorepatis.

**Table: Crorepati MP- party wise break up**

Party	Total Candi- dates	Total crorepati candidates	Total MPs	Total crorepati MPs	% of crorepati MPs
INC	17	4	13	4	31%
CPM	14	2	4	1	25%
Total	-	6	-	5	-

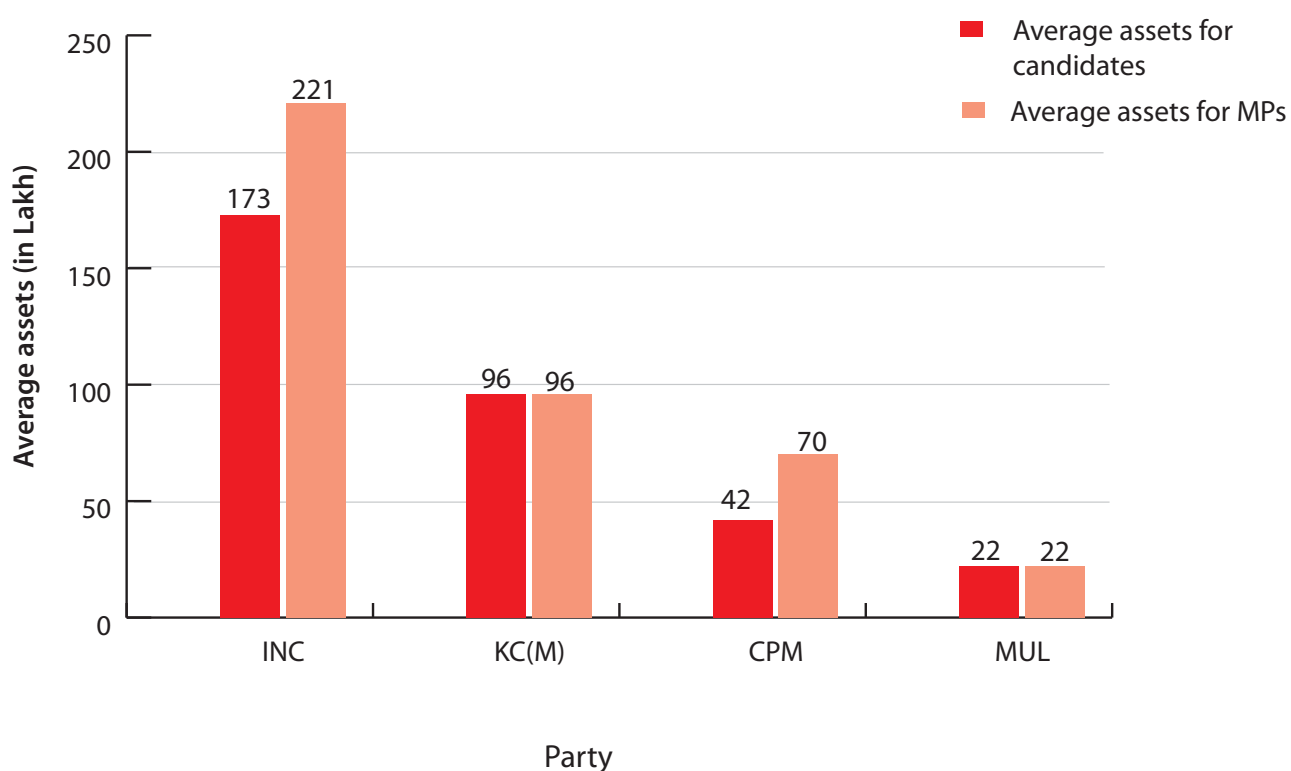
## Average assets per MP for major parties

Average asset for a MP from INC was Rs 2.21 crores, for CPM was Rs 70.97 Lakh.

**Table: Average assets for MPs**

Party	No of candidates	Average assets for candidates	No of MPs	Average assets for MPs
INC	17	Rs 1,73,81,112 ~ 1 Cror+	13	Rs 2,21,05,293 ~ 2 Cror+
KC(M)	1	Rs 96,51,729 ~ 96 Lacs+	1	Rs 96,51,729 ~ 96 Lacs+
CPM	14	Rs 42,79,365 ~ 42 Lacs+	4	Rs 70,97,280 ~ 70 Lacs+
MUL	2	Rs 22,46,782 ~ 22 Lacs+	2	Rs 22,46,782 ~ 22 Lacs+

**Figure: Comparison average assets for candidates & MPs in Lok Sabha 2009**





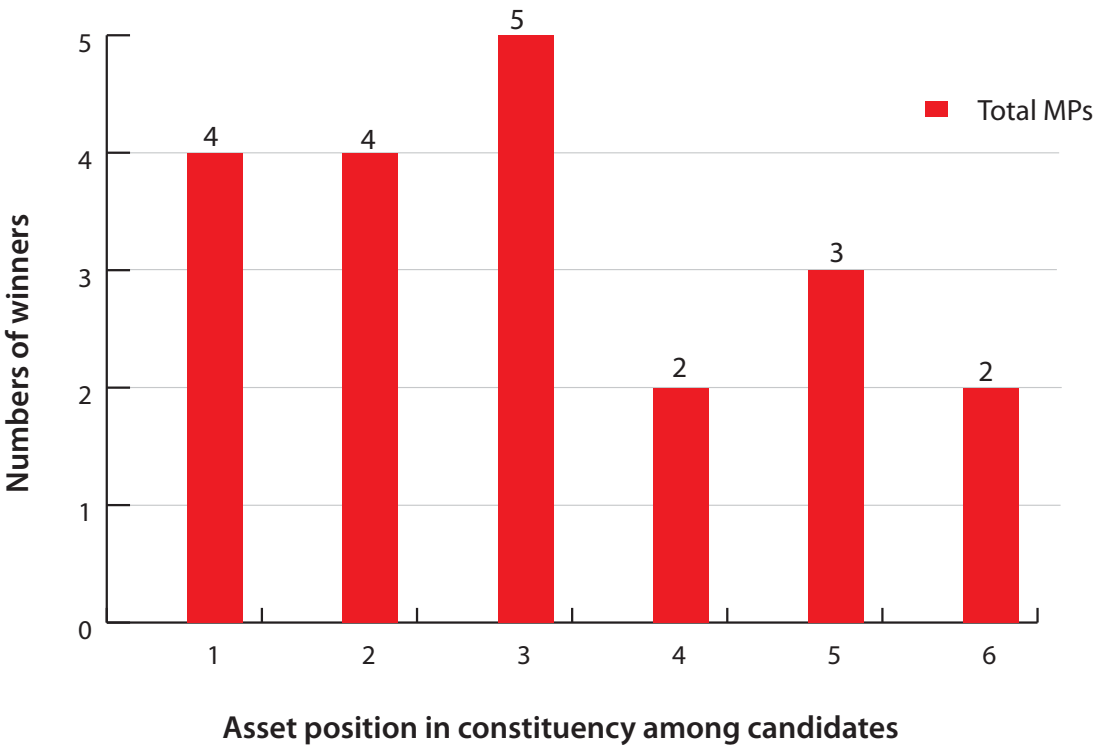
Asset position in constituency among candidates and chances of winning

The following table gives an analysis of asset position in constituency among candidates (highest asset to lowest asset) and their chances of winning. From 13 constituencies i.e. 65% constituencies, candidates among the highest 3 declared assets according to their own self sworn affidavits emerged as MPs.

Table: Position in constituency based on assets and MPs

Position in constituency based on assets	Total MPs	% of MPs
1	4	20%
2	4	20%
3	5	25%
4	2	10%
5	3	15%
6	2	10%

Figure: Asset position in constituency among candidates and MPs



## Crorepati MPs – PAN not given

2 crorepati MPs from Kerala have not declared their PAN details even though there declarations are part of the affidavit. The names of these MPs are given below-

Name	Constituency	Party	Movable Assets (Rs)	Immovable Assets (Rs)	Total Assets (Rs)	PAN Given
Shashi Tharoor	Thiruvananthapuram	INC	20,09,10,302	27,25,965	20,36,36,267 20 Cror+	N
P.Karunakaran	Kasaragod	CPM	1,63,245	1,76,60,400	1,78,23,645 1 Cror+	N

## Details of crorepati MPs based on maximum assets

The table given below is a list of MPs with 5 highest assets.

S No	Name	Constituency	Party	Movable Assets (Rs)	Immovable Assets (Rs)	Total Assets (Rs)	PAN Given
1	Shashi Tharoor	Thiruvananthapuram	INC	20,09,10,302	27,25,965	20,36,36,267 20 Cror+	N
2	M I Shanavas	Wayanad	INC	5,24,424	2,33,80,000	2,39,04,424 2 Cror+	Y
3	P.Karunakaran	Kasaragod	CPM	1,63,245	1,76,60,400	1,78,23,645 1 Cror+	N
4	P C Chacko	Thrissur	INC	57,15,679	1,06,20,000	1,63,35,679 1 Cror+	Y
5	Prof K V Thomas	Ernakulam	INC	1,03,43,605	46,98,059	1,50,41,664 1 Cror+	Y

# Full Asset and pending criminal cases details

## Assets for all MPs from Kerala in Lok Sabha 2009

S. No.	Name	Constituency	Party	Total Assets (Rs)	Movable Assets (Rs)	Immovable Assets (Rs)	Liabilities (Rs.)	PAN Given
1	Shashi Tharoor	Thiruvananthapuram	INC	20,36,36,267 20 Cror+	20,09,10,302 20 Cror+	27,25,965 27 Lacs+	0	N
2	MI Shanavas	Wayanad	INC	2,39,04,424 2 Cror+	5,24,424 5 Lacs+	2,33,80,000 2 Cror+	25,48,978 25 Lacs+	Y
3	P.Karunakaran	Kasaragod	CPM	1,78,23,645 1 Cror+	1,63,245 1 Lacs+	1,76,60,400 1 Cror+	0	N
4	P C Chacko	Thrissur	INC	1,63,35,679 1 Cror+	57,15,679 57 Lacs+	1,06,20,000 1 Cror+	0	Y
5	Prof KV Thomas	Ernakulam	INC	1,50,41,664 1 Cror+	1,03,43,605 1 Cror+	46,98,059 46 Lacs+	18,69,263 18 Lacs+	Y
6	Jose K Mani	Kottayam	KC(M)	96,51,729 96 Lacs+	26,57,879 26 Lacs+	69,93,850 69 Lacs+	0	Y
7	Adv A Sampath	Attingal	CPM	89,99,000 89 Lacs+	8,49,000 8 Lacs+	81,50,000 81 Lacs+	21,68,159 21 Lacs+	Y
8	K Sudhakaran Kavinte Arikathu	Kannur	INC	73,59,040 73 Lacs+	21,09,040 21 Lacs+	52,50,000 52 Lacs+	6,00,000 6 Lacs+	N
9	Adv P T Thomas	Idukki	INC	39,79,094 39 Lacs+	6,79,094 6 Lacs+	33,00,000 33 Lacs+	4,48,284 4 Lacs+	Y
10	E Ahamed	Malappuram	MUL	38,87,709 38 Lacs+	29,87,709 29 Lacs+	9,00,000 9 Lacs+	0	Y
11	K C Venugopal	Alappuzha	INC	35,33,704 35 Lacs+	4,33,704 4 Lacs+	31,00,000 31 Lacs+	2,03,374 2 Lacs+	N
12	Mullappally Ramachandran	Vadakara	INC	33,16,300 33 Lacs+	19,21,300 19 Lacs+	13,95,000 13 Lacs+	5,02,346 5 Lacs+	N
13	K P Dhanapalan	Chalakudy	INC	29,43,864 29 Lacs+	1,93,864 1 Lacs+	27,50,000 27 Lacs+	0	N

S. No.	Name	Constituency	Party	Total Assets (Rs)	Movable Assets (Rs)	Immovable Assets (Rs)	Liabilities (Rs.)	PAN Given
14	N Peethambarakurup	Kollam	INC	28,10,132 28 Lacs+	2,55,132 2 Lacs+	25,55,000 25 Lacs+	0	N
15	Kodikunnil Suresh	Mavelikkara	INC	16,74,747 16 Lacs+	2,80,497 2 Lacs+	13,94,250 13 Lacs+	77,211 77 Thou+	N
16	Anto Antony	Pathanamthitta	INC	14,24,205 14 Lacs+	9,62,637 9 Lacs+	4,61,568 4 Lacs+	17,06,713 17 Lacs+	Y
17	M K Raghavan	Kozhikode	INC	14,09,694 14 Lacs+	2,09,694 2 Lacs+	12,00,000 12 Lacs+	10,55,000 10 Lacs+	N
18	M B Rajesh	Palakkad	CPM	11,05,474 11 Lacs+	2,05,474 2 Lacs+	9,00,000 9 Lacs+	5,04,893 5 Lacs+	N
19	E T Mohamed Basheer	Ponnani	MUL	6,05,855 6 Lacs+	3,05,855 3 Lacs+	3,00,000 3 Lacs+	0	N
20	P K Biju	Alathur	CPM	4,61,000 4 Lacs+	61,000 61 Thou+	4,00,000 4 Lacs+	0	N

# Full details of pending criminal cases on MPs from Kerala

S. No.	Name	State/ Dist	Constitu-ency	Party	Age	Seri-ous IPC Counts	No of Cases in which Ac-cused	No. of Cases in which Con-victed	Total
1	P.KARUNAKARAN	KERALA	Kasaragod	CPM	64	6	12	0	12
Cases (Accused)			Serious IPC Frequency Table						
			Serious IPC Sections		Number of Times they appear for this candidate				
			465		3				
			469		3				
			Total		6				
			IPC Section		Description				
			34		Acts done by several persons in fur-therance of common intention				
			465		forgery				
			469		Forgery for purpose of harming reputation				
			499		Defamation				
Cases (Convicted) -----No Cases-----			500		defamation				
			501		Printing or engraving matter known to be defamatory				
			502		Sale of printed or engraved sub-stance containing defamatory matter				

S. No.	Name	State/ Dist	Constitu- ency	Party	Age	Seri- ous IPC Counts	No of Cases in which Ac- cused	No. of Cases in which Con- victed	Total
2	K SUDHAKARAN KAVINTE ARIKATHU	KERALA	Kannur	INC	60	1	3	0	3
Cases (Accused)  1. IPC Sections - 143, 147, 341, 506(1) , Other Details - 2. IPC Sections - 120B , Other Details - 3. IPC Sections - 103, 147, 353, 254 (6), 506 , Other Details -			Serious IPC Frequency Table						
			Serious IPC Sections			Number of Times they appear for this candidate			
			254			1			
			Total			1			
			IPC Section			Description			
			6			Definitions in the Code to be un- derstood subject to exceptions			
			103			When the right of private defense of property extends to causing death			
			120B			Punishment of criminal conspir- acy			
			143			Being member of an unlawful as- sembly			
			147			rioting			
			254			Delivery of coin as genuine, which, when first possess, the de- liverer did not know to be altered			
Cases (Convicted) -----No Cases-----			341			wrongful restraint			
			353			Assault or criminal force to deter public servant from discharge of his duty			
			506			criminal intimidation			
S. No.	Name	State/ Dist	Constitu- ency	Party	Age	Seri- ous IPC Counts	No of Cases in which Ac- cused	No. of Cases in which Con- victed	Total
3	KODIKUNNIL SURESH	KERALA	Mavelik- kara	INC	46	0	4	0	4

Cases (Accused)			IPC Section		Description				
1. IPC Sections - 143,147,145,283,188 , 149, , Other Details - CC No 867/08			143		Being member of an unlawful assembly				
2. IPC Sections - , Other Details - CC No 1293/07			145		Joining or continuing in unlawful assembly, knowing it has been commanded to disperse				
3. IPC Sections - , Other Details - CC No 1567/07			147		rioting				
4. IPC Sections - , Other Details - CC No 246/06			149		Every member of unlawful assembly guilty of offence committed in prosecution of common object				
			188		Disobedience to order duly promulgated by public servant				
Cases (Convicted) -----No Cases----			283		Danger or obstruction in public way or line of navigation				
S. No.	Name	State/ Dist	Constituency	Party	Age	Serious IPC Counts	No of Cases in which Accused	No. of Cases in which Convicted	Total
4	N PEETHAMBARAKURUP	KERALA	Kollam	INC	66	0	2	0	2
Cases (Accused)			IPC Section		Description				
1. IPC Sections - 143, 147, 149, 283, , Other Details - 38, 52, KP Act			143		Being member of an unlawful assembly				
2. IPC Sections - 143, 147, 149, 188, 283, 427 , Other Details - 52 KP Act, 18(L)(III), 56 KP Act			147		rioting				
			149		Every member of unlawful assembly guilty of offence committed in prosecution of common object				
			188		Disobedience to order duly promulgated by public servant				
			283		Danger or obstruction in public way or line of navigation				
Cases (Convicted) -----No Cases----			427		Mischief causing damage to the amount of fifty rupees				
S. No.	Name	State/ Dist	Constituency	Party	Age	Serious IPC Counts	No of Cases in which Accused	No. of Cases in which Convicted	Total
5	ADV A SAMPATH	KERALA	Attingal	CPM	46	0	2	0	2
Cases (Accused)			IPC Section		Description				
1. IPC Sections - 143,147,149,188 , Other Details - 38 R/w 52 of KP act			143		Being member of an unlawful assembly				
2. IPC Sections - 143,147,149,283 , Other Details -			147		rioting				

Cases (Convicted) -----No Cases-----			149			Every member of unlawful assembly guilty of offence committed in prosecution of common object			
			188			Disobedience to order duly promulgated by public servant			
			283			Danger or obstruction in public way or line of navigation			
S. No.	Name	State/ Dist	Constituency	Party	Age	Serious IPC Counts	No of Cases in which Accused	No. of Cases in which Convicted	Total
6	M B RAJESH	KERALA	Palakkad	CPM	38	0	1	0	1
Cases (Accused)			IPC Section			Description			
1. IPC Sections - 147,148,332,143,149,283,353,34,144,180, , Other Details - Damage to public property Kerala high court ,jfc2nd TVM,jfc3rd 26/2003,219/2002,146/2003,140/2004, 322/2005, 112/2003,1030/2007,1/2007 7/2/03,10/11/02,8/7/03,24/6/04,10/8/2005,18/3/2003,26/6/2006,5/2/2007			34			Acts done by several persons in furtherance of common intention			
			143			Being member of an unlawful assembly			
			144			Joining unlawful assembly armed with deadly weapon			
			147			rioting			
			148			Rioting, armed with deadly weapon			
			149			Every member of unlawful assembly guilty of offence committed in prosecution of common object			
			180			Refusing to sign statement			
Cases (Convicted) -----No Cases-----			283			Danger or obstruction in public way or line of navigation			
			332			Voluntarily causing hurt to deter public servant from his duty			
			353			Assault or criminal force to deter public servant from discharge of his duty			



S. No.	Name	State/ Dist	Constitu- ency	Party	Age	Seri- ous IPC Counts	No of Cases in which Ac- cused	No. of Cases in which Con- victed	Total
7	K P DHANAPALAN	KERALA	Chalakudy	INC	59	0	1	0	1
Cases (Accused)  1. IPC Sections - 143 ,147, 188,283,149 IPC , Other Details - JFCM 2nd CC 544-2007			IPC Section		Description				
			143		Being member of an unlawful as- sembly				
			147		rioting				
			149		Every member of unlawful assembly guilty of offence committed in pros- ecution of common object				
			188		Disobedience to order duly promul- gated by public servant				
Cases (Convicted) -----No Cases-----			283		Danger or obstruction in public way or line of navigation				

# Lakshwadeep

## Lok Sabha 2009 Elections

# CONTENTS

Executive Summary..... 593

Voting and winning trend..... 594

The % of votes polled by major parties ..... 594

Comparison of Candidates ..... 595

# Lakshwadeep Election Watch

## Lok Sabha elections 2009

Lok Sabha 2009 elections in Lakshwadeep were held on April 16th 2009 for one parliamentary constituency. This chapter includes analysis of voting trend, criminalization and money power in these elections.

### Political Parties and Candidates

In Lok Sabha 2004, 4 candidates from 4 parties contested. This remained unchanged in the Lok Sabha 2009 elections.

## Executive summary

- Affidavits of all 4 candidates contesting the Lok Sabha 2009 elections were analyzed by the Lakshwadeep Election Watch.
- 1 of these 4 candidates had pending criminal cases.
- Average asset for a candidate from Lakshwadeep was Rs. 1 crore.
- The constituency was won by Muhammed Hamdulla Sayeed A.B of INC.
- There were no female candidates from Lakshwadeep.

# Voting and winning trend

## The % of votes polled by major parties

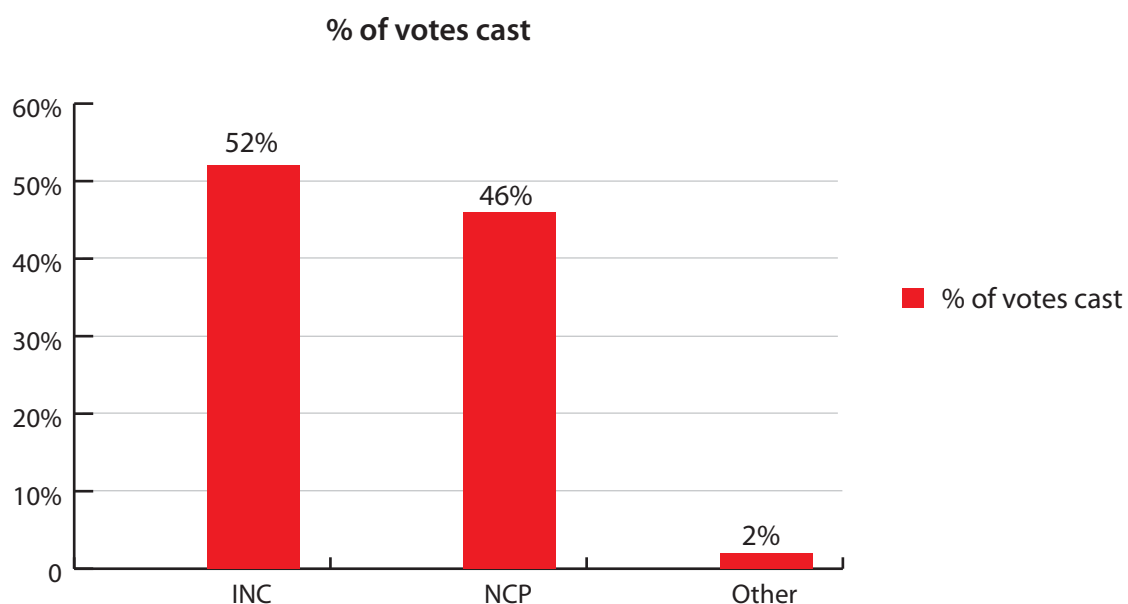
INC managed to get 52% of the votes cast. This was 45% of the electorate. The total electorate in Lakshwadeep was 45,983 and the total votes cast were 39,498.

Further break-up is given in the table-

**Table: Per cent of votes cast**

Party	Total votes cast for the party	% of votes cast	% of total registered voters
Indian National Congress(INC)	20,492	52%	45%
Nationalist Congress Party (NCP)	18,294	46%	40%
Others	712	2%	2%

**Figure: Per cent of votes cast in Lakshwadeep- Party wise**



## Comparison of Candidates

S No.	Name	Age	Gender	Party	Criminal Cases	No. of Cases	Serious IPC Counts	Education Level	Total Assets	Total Liabilities	PAN Given
1	Muhammed Hamdulla Sayeed A.B (WINNER)	26	M	INC	No	0	0	Post Graduate	2,09,77,767 2 Crore +	0	Yes
2	Dr.K.P. Muthukoya	57	M	BJP	No	0	0	Graduate Professional	1,48,56,769 1 Crore +	21,87,306 21 Lacs +	Yes
3	Dr.P. Pookunhikoya	60	M	NCP	No	0	0	Graduate Professional	54,35,731 54 Lacs +	0	Yes
4	Lukmanul Hakeem	32	M	CPM	Yes	1	0	10th Pass	22,07,281 22 Lacs +	0	No



# Madhya Pradesh

## Lok Sabha 2009 Elections



# CONTENTS

Executive summary for candidates & MPs .....	599
Voting and Winning Trend .....	601
Analysis based on pending criminal cases.....	603
Pending criminal cases- analysis for candidates.....	603
Party wise break up for candidates with pending criminal cases .....	603
Serious crimes distribution for candidates– Party wise .....	605
Partywise comparison of pending criminal cases on candidates – LS 2004 vs LS 2009 .....	607
Details for candidates based on pending criminal cases.....	608
Pending criminal cases- analysis for MPs .....	609
Party wise break up for MPs with pending criminal cases.....	610
Partywise comparison of pending criminal cases on MPs LS 2004 vs. LS 2009 .....	611
MPs with most serious pending criminal cases.....	611
Analysis based on assets.....	612
Analysis based on assets – for candidates .....	612
Average assets for candidates .....	613
Top 25 crorepati candidates .....	614
Analysis based on assets- for MPs.....	616
Chances of winning based on assets.....	617
Crorepati MPs- Party wise break up.....	617
Average assets per MPs for major parties .....	618
Asset position in constituency among candidates and chances of winning .....	619
Crorepati MPs – PAN not given.....	619
Details of top 15 MPs based on maximum assets.....	620
Female representation in Lok Sabha 2009 elections .....	621
Full Asset and pending criminal cases details.....	622
Assets for all MPs from Madhya Pradesh in Lok Sabha 2009 .....	622
Full details of pending criminal cases on MPs from Madhya Pradesh.....	625

# Madhya Pradesh Election Watch\*

## Lok Sabha elections 2009

Lok Sabha 2009 elections were held in two phases in Madhya Pradesh on 23 April 2009 and 30 April 2009. This chapter includes the analysis of voting trend, criminalization, money power, gender, etc in these elections. Information provided by ECI and details from the affidavits filed by the contesting candidates have been used for above analysis.

### **Growth of political parties**

In Lok Sabha 2004, 26 parties contested elections which rose to 40 in Lok Sabha elections 2009. This reflects a rise of 54 % in the number of parties from 2004 Lok Sabha elections to 2009 Lok Sabha elections.

### **Growth in number of candidates**

In Lok Sabha 2004 Elections, the total number of candidates contesting elections for 29 seats in the State was 294, which rose to 429 in the 2009 elections. The state witnessed an increase in number of candidates by 135 or 46%.

## **Executive summary for candidates and MPs**

### **Summary for candidates**

- A total of 429 candidates contested Lok Sabha 2009 elections from Madhya Pradesh.
- Out of the total 429 candidates, 42 candidates or 10% declared pending criminal cases against them.
- Out of these 42 candidates with pending criminal cases, 26 had pending serious criminal cases like murder, attempt to murder, kidnapping, robbery, extortion etc.
- There were 89 IPC charges of serious nature on the candidates which included murder, attempt to murder, kidnapping, extortion, etc.
- There were 6 red alert constituencies where 3 or more candidates had pending criminal cases. There were 4

\*This chapter would not have been possible without the efforts of several volunteers, groups and organizations from the state. ADR and NEW especially acknowledge with gratitude the efforts of Mr. Rakesh Ranjan (State Coordinator MP Election Watch, Sandhan Association for Advocacy and Development), Mr. Suneel Chourasiya (Editor, Koylanchal Times, Anooppur), Mr. Narendra Devangan, (Shahadol Koylanchal Sewa Samiti), Mr. Santosh Shukla, (Satguru Mission, Shahadol), Mr. Ram Avtar Gupta, Mr. Ravi Shukla, Mr. Yogesh Pandey, Mr. Krishna (Gau Seva Samitee, Katni), Mr. Vishwa Deepak Shrivastva (Aryans Youth Club, Katni), Mr. Ajay Shukla (Advocate, Katni), Mr. Sudhir Khare (Academician, Jabalpur), Mr. Akhilesh Shukla (Journalist, Satna), Mr. Atul Gautam (RTI Activist, Satna), Dr. K. P. Tiwari (Adarsh Lok Kalyan Sansthan, Satna), Mr. Akhil Shukla, (Yuva Kalyan Sansthan), Mr. Vinod Singh (Maa Baijayanti Sewa Samiti, Satna), Mr. Ram Krishna Sharma (RTI Activist, Rewa), Mr. Sudhendu Sharma, (Swabhima Natya Sansthan, Sidhi), Mr. Chakresh Surya (Radio Jockey, Jabalpur), Mr. Ravindra Murhar (Theatre Artist, Jabalpur), Mr. Prashant Kaurav (Jabalpur Collage of Media & Journalism), Mr. Chandrahas Patel (Navin Sewa Samitee, Mandla), Mr. Naresh Biswas (Nirman, Mandla), Mr. A. K. Charls (Bainganga Samudayik Vikas Samitee, Balaghat), Anjani Sharma (Banipaj Samitee, Balaghat), Mr. Ratnesh Sivhare (Truth Welfare Society, Balaghat), Mr. Anil Bhimte (RTI Activist, Balaghat), Mr. Sandesh Bhalathare (RTI Activist, Balaghat), Mr. Anupam Srivastva (Social Worker, Seoni), Mr. Rajendra Dehria (Academician, Seoni), Mr. Arun Jain (RTI Activist, Chhindwara), Mr. Rakesh Sharma (Matri Sewa Sangh), Mr. Mahendra Khare (Jan Mangal Sansthan), Mr. Dinesh Khare (Social Worker, Chhindwara), Mr. Parshuram Tiwari (Academician, Chhindwara), Mr. Basant Jarelia (Activist, Bhopal), Mr. Ajay Dubey (Praytna, Bhopal), Mr. Somesh Prajapat (Social Worker, Bhopal), Mr. Shahid Saify (Advocate, Rajgarh), Mr. Shahid Absar (Social Worker, Rajgarh), Mr. Raja (Journalist, Raisen), Mr. Prashant Sarvaiya (Social Worker, Bidisa), Mr. Pradeep Tiwari (Social Worker, Sagar), Mr. S. K. Singh (Social Worker, Gwalior), Mr. Tushar Agrawal (Academician, Gwalior), Mr. Suneel Dubey (RTI Activist, Bhind), Mr. Tapan Bhattacharya (Social Worker, Indore), Mr. Sidharth (RTI Activist, Indore), Mr. Nilesh Desai (Activist, Jhabua) and Mr. Pankaj (RTI Activist, Jhabua).

This volume is dedicated to all who were part of the Election Watch.

candidates with pending criminal cases who contested from Khandwa constituency.

- Out of the 429 candidates, it was observed that 43 candidates, i.e. 10% were crorepatis.
- A total of 9 candidates declared zero assets.
- A total of 46 candidates declared liabilities in excess of Rs. 5 lakhs.
- Average assets for candidates of BJP, INC and BSP were approximately about Rs. 1.22 crores, Rs. 4.66 crores and Rs. 56.16 lakhs respectively.
- A total of 327 out of 429 candidates i.e., 76.2% had not furnished PAN details.
- Out of 429 candidates, only 7% or 29 women candidates contested elections.
- Only 36.36 % of the total candidates (156 out of 429) were graduates & above.
- BJP managed to get 43% of the votes polled and 22% registered voters. INC secured 40 % of the total votes polled and 21% of the registered voters. About 83% of the votes polled went in favor of BJP or INC.

## **Summary for MPs**

- Out of the 29 MPs from Madhya Pradesh in Lok Sabha 2009, 4 MPs have pending criminal cases against them.
- Out of these 4 MPs, there were pending serious criminal cases against 2 MPs.
- Compared with 2004 Lok Sabha, there has been a decline in number of MPs with pending criminal cases from 7 in Lok Sabha 2004 to 4 to Lok Sabha 2009.
- A total of 15 MPs (52%) from Madhya Pradesh are crorepatis.
- The average assets for MP of INC, BJP and BSP were Rs. 4.97 crores, Rs. 1.27 crores and Rs. 3.08 crores respectively.
- Average asset for a MP in Madhya Pradesh is Rs. 2.86 crores.
- Out of the 29 MPs, 1 MP had not furnished PAN details.
- Out of the 29 women candidates, 6 managed to win. Hence only 21% of MPs from Madhya Pradesh in current Lok Sabha are women.

# Voting and winning trend

## Voting analysis

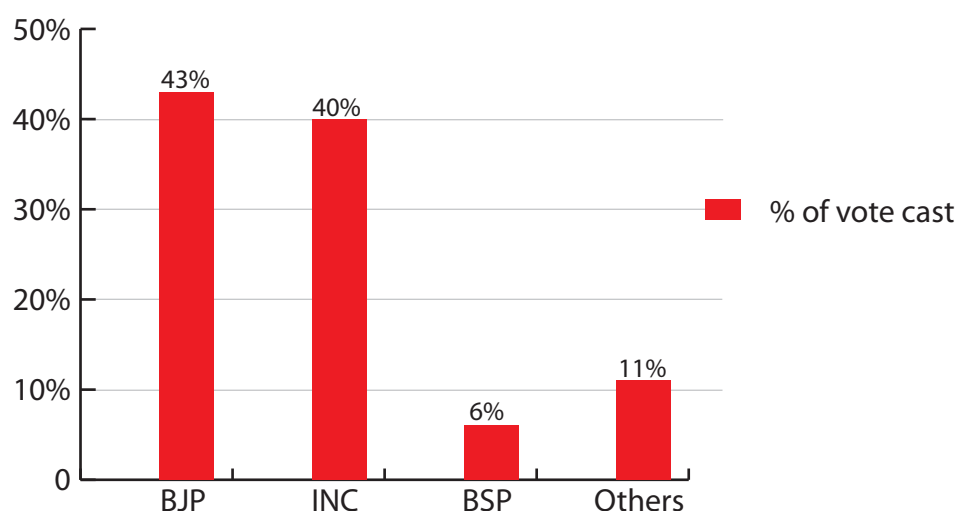
Total voting in the state was 51%. BJP managed to get 43% of the votes cast and 22% registered voters. INC secured 40 % of the total votes cast and 21% of the registered voters. BSP secured 6% of the total votes cast and only 3% of the registered voters. About 83% of the votes cast went in favor of BJP or INC. Other political parties and independent candidates did not receive a sizable amount of votes cast. The total electorate in Madhya Pradesh was 3, 80, 82,678 and the total votes cast were 1,94,84,608.

Further break-up is given in the table:

**Table: % of votes polled**

Party	Total votes cast for the party	% of votes cast	% of total registered voters
Bhartiya Janta Party(BJP)	84,65,524	43%	22%
Indian National Congress(INC)	78,20,333	40%	21%
Bahujan Samaj Party(BSP)	11,40,044	6%	3%
Others	20,58,707	11%	5%

**Figure: Per cent of votes cast in Madhya Pradesh: Party-wise**



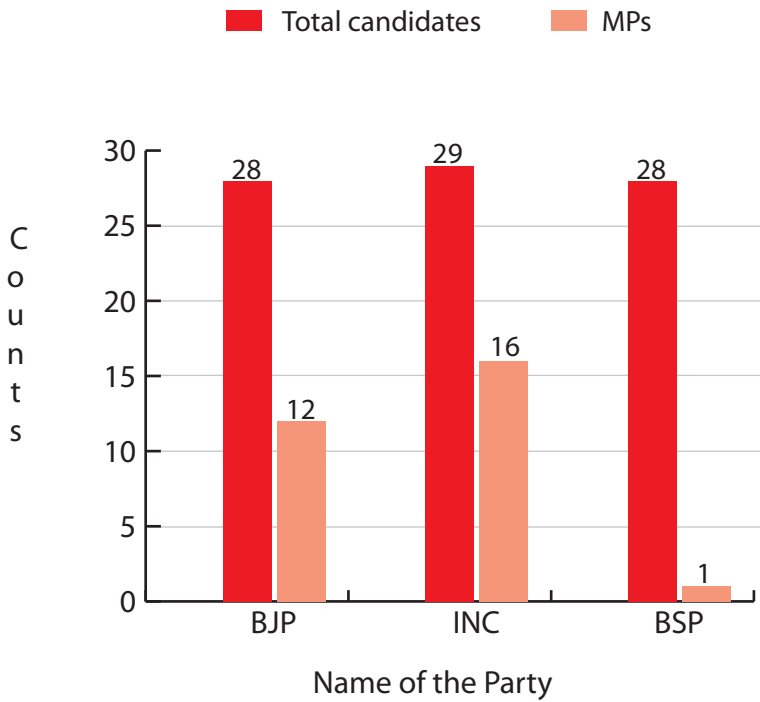
# Candidates vs MPs

Madhya Pradesh has 29 parliamentary constituencies. Maximum numbers of MPs (16) are from BJP, followed by 12 of INC and 1 of BSP. The breakup of MPs as compared to total candidates from the party are-

Table: Candidates & MPs

Party	Total candidates	MPs
INC	28	12
BJP	29	16
BSP	28	1
Total	-	29

Figure : Candidates vs MPs- party wise



# Analysis based on pending criminal cases

## Pending criminal cases- analysis for candidates

Out of the total 429 candidates, 42 candidates or 10% declared pending criminal cases against them. Out of these 42 candidates with pending criminal cases, 26 had pending serious criminal cases like murder, attempt to murder, kidnapping, robbery, extortion etc.

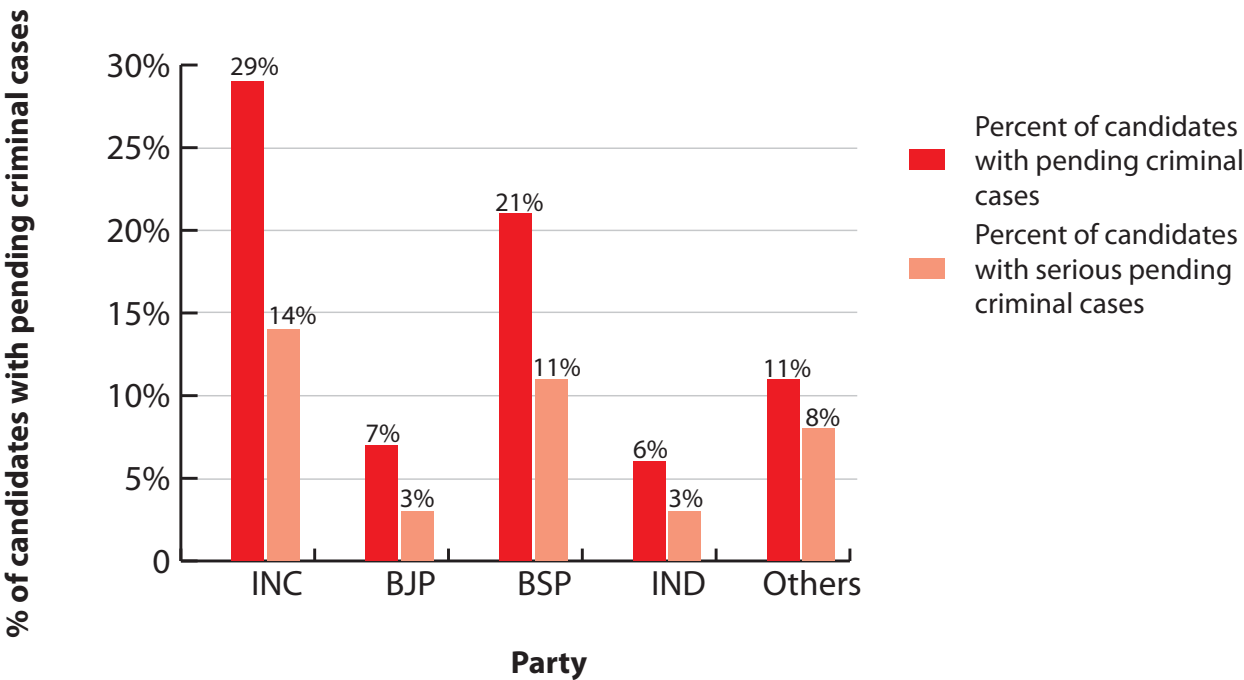
## Party wise break up for candidates with pending criminal cases

Total 42 candidates contesting elections from Madhya Pradesh had pending criminal cases against them. Out of these 42 candidates with pending criminal cases, 26 had pending serious criminal cases against them. These serious cases include murder and related charges, kidnapping, extortion, dacoity, theft, robbery etc. Out of 28 candidates of INC, 8 (29%) had pending criminal cases. 2 candidates out of 29 candidates of BJP (7%) and 6 candidates out of the total 28 candidates of BSP (21%) had declared pending criminal cases. The break up is given in the table below.

**Table: Candidates with pending criminal cases and serious pending criminal cases- party wise break up**

Party	Total candidates analysed	Candidates with pending criminal cases	Percent of candidates with pending criminal cases	Number of candidates with pending serious criminal cases	Percent of candidates with pending serious criminal cases
INC	28	8	29%	4	14%
BJP	29	2	7%	1	3%
BSP	28	6	21%	3	11%
IND	214	12	6%	7	3%
Others	130	14	11%	11	8%
Total	429	42	10%	26	6%

Figure: Comparison of pending criminal cases and serious pending criminal cases for candidates of major parties.



## Serious crimes distribution – for candidates of major parties

The table below shows the breakup of serious IPC sections for candidates of major parties. Serious crimes have been distributed in categories of violent crimes, theft related crimes, and finance related crimes and other serious crimes.

**Table : Serious IPC section break up for candidates of major parties**

IPC/Party	IPC Description	BJP	INC	BSP	IND	Others	Total for major parties
<b>VIOLENT CRIMES</b>							
300 302 303 304 304A 304B 305 306	Murder & related	0	0	0	0	1	1
307	Attempt to murder	0	0	2	0	0	2
321 322 323 324 325 326	Voluntarily causing hurt by dangerous weapons or means	0	1	0	0	3	4
359 360 361 362 363 363A 364 364A 365 366 366A 366B 367 368 369	kidnapping	0	0	1	0	0	1
<b>Total Violent Crimes</b>		<b>0</b>	<b>1</b>	<b>3</b>	<b>0</b>	<b>4</b>	<b>8</b>
<b>ROBBERY, EXTORTION, THEFT, CHEATING ETC</b>							
378 379 380 381 382	theft related	0	0	0	0	1	1
390 391 392 393 394	robbery related	0	0	2	1	0	3
411 412 415 417 418 419 420	Cheating and dishonesty , stolen property	2	1	3	5	8	19
<b>Total Theft related crimes</b>		<b>2</b>	<b>1</b>	<b>5</b>	<b>6</b>	<b>9</b>	<b>23</b>
<b>FINANCIAL FRAUD ETC</b>							
234	Counterfeiting Indian coin	0	0	0	1	0	1
463 465 466 467 468 469 470 471	forgery	3	0	3	13	17	36
<b>Total Financial crimes</b>		<b>3</b>	<b>0</b>	<b>3</b>	<b>14</b>	<b>17</b>	<b>37</b>
<b>OTHER SERIOUS CRIME</b>							
294	Obscene acts and songs	0	2	8	4	7	21
<b>Total Other Serious crimes</b>		<b>0</b>	<b>2</b>	<b>8</b>	<b>4</b>	<b>7</b>	<b>21</b>
<b>Total for major parties</b>		<b>5</b>	<b>4</b>	<b>19</b>	<b>24</b>	<b>37</b>	<b>89</b>



Figure: Serious IPC section break up for candidates of major parties

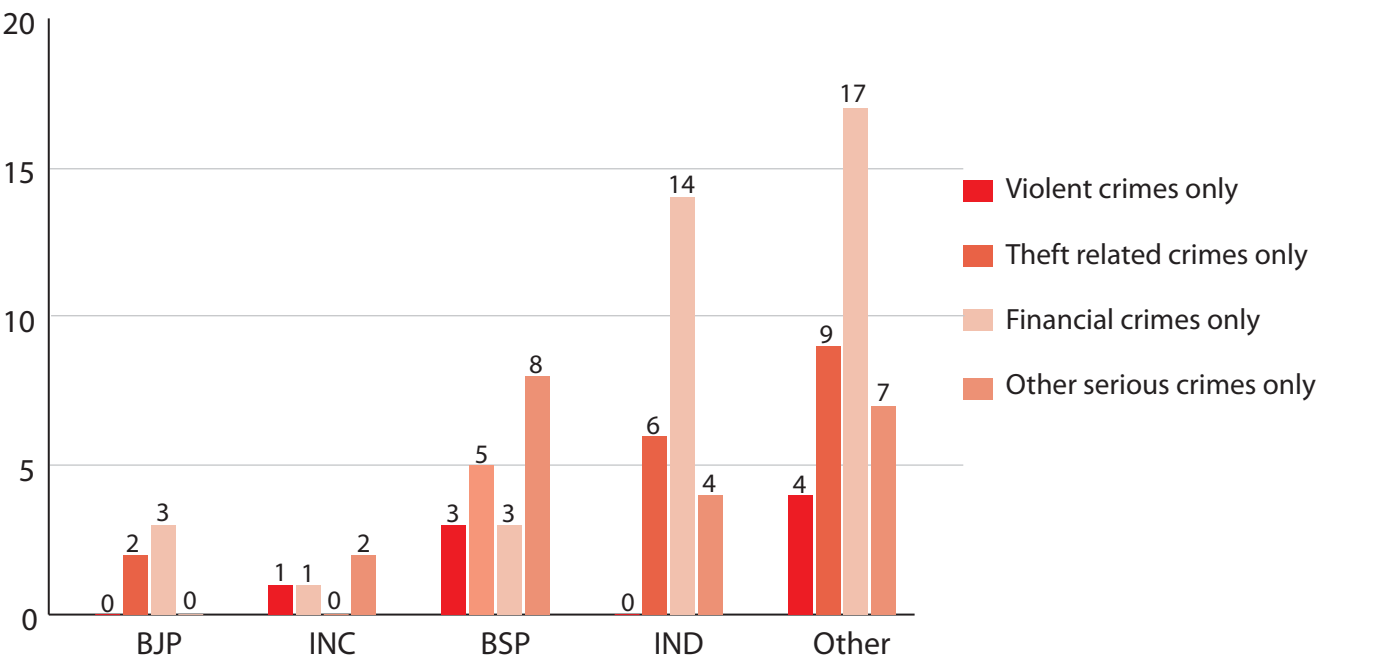
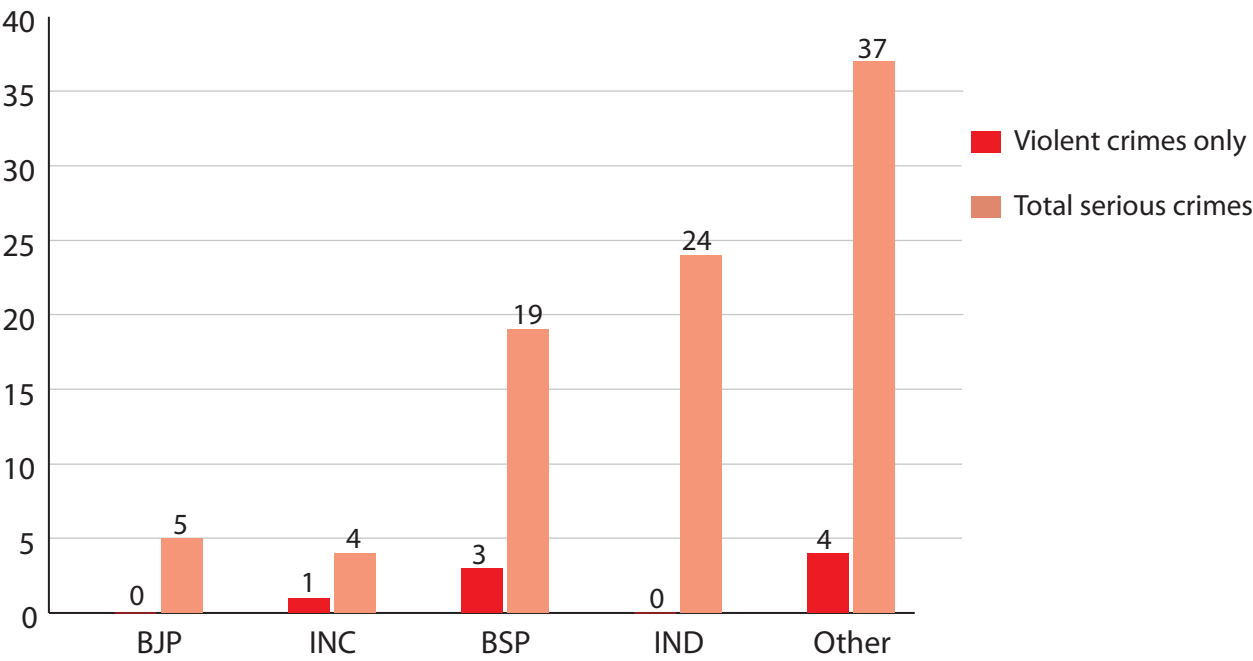


Figure: Comparison of total serious crimes vs. total violent crimes (murder, kidnapping, etc)-party wise



## Party wise comparison of pending criminal cases on candidates in Lok Sabha 2004 & Lok Sabha 2009

A comparison between 2009 & 2004 Lok Sabha elections of candidates from 3 major parties and with pending criminal cases shows that , the number of candidates with pending criminal cases has decreased in 2009 elections as compared to 2004 elections for BJP and BSP. The number of candidates with pending criminal cases has increased for INC (from 24% to 29%).

**Table: Comparison Lok Sabha 2004 vs. Lok Sabha 2009**

Party	Lok Sabha 2004			Lok Sabha 2009		
	Number of candidates analysed	candidates with pending criminal cases	% of candidates with pending criminal cases	Number of candidates analysed	candidates with pending criminal cases	% of candidates with pending criminal cases
INC	29	7	24%	28	8	29%
BJP	29	8	28%	29	2	7%
BSP	26	6	23%	28	6	21%
Total candidates from major parties	84	21	25%	85	16	19%

## Details for candidates based on pending criminal cases

The table below lists top 10 candidates with serious pending criminal cases. Out of these 10 candidates, only 1 candidate managed to win and rest all were rejected by the voters. The detailed list is given below:

S No	Name	Constituency	Party	Serious IPC Counts	Total no of cases	IPC counts related to violent crimes like murder, kidnapping, theft, extortion, dacoity & cheating etc	Won/ Lost
1	BHAIYA BALKRISHNA	Balaghat	GGP	22	6	22 charges related to forgery and cheating	Lost
2	BALVEER SINGH DAN-DOTIYA	Morena	BSP	11	11	2 charges related to murder, 2 charges related to robbery, 1 charge for kidnapping, 1 charge for cheating	Lost
3	D. C. GUJARKAR	Bhopal	IND	9	5	7 charges related to forgery and cheating, 1 charge of robbery	Lost
4	RAJENDRA SINGH GAUTAM	Mandsour	IND	7	8	7 charge of forgery	Lost
5	RAO SAHEB SHINDE	Chhindwara	BSP	5	3	5 charges related to cheating and forgery	Lost
6	GANESH SINGH	Satna	BJP	5	2	5 charges related to cheating and forgery	Won
7	AHIRWAR NARESH BOUDHA	Sagar	BSP	3	5	3 charges for obscene acts and songs	Lost
8	KADMU SINGH KUMARE	Betul	GGP	3	1	3 charges related to forgery	Lost
9	VIJAY KUMAR JAIN	Guna	IND	3	1	3 charges related to forgery and cheating	Lost
10	HARIRAM PATEL DELMIWALA	Dhar	IND	2	9	2 charges for obscene acts and songs	Lost

## Pending criminal cases- analysis for MPs

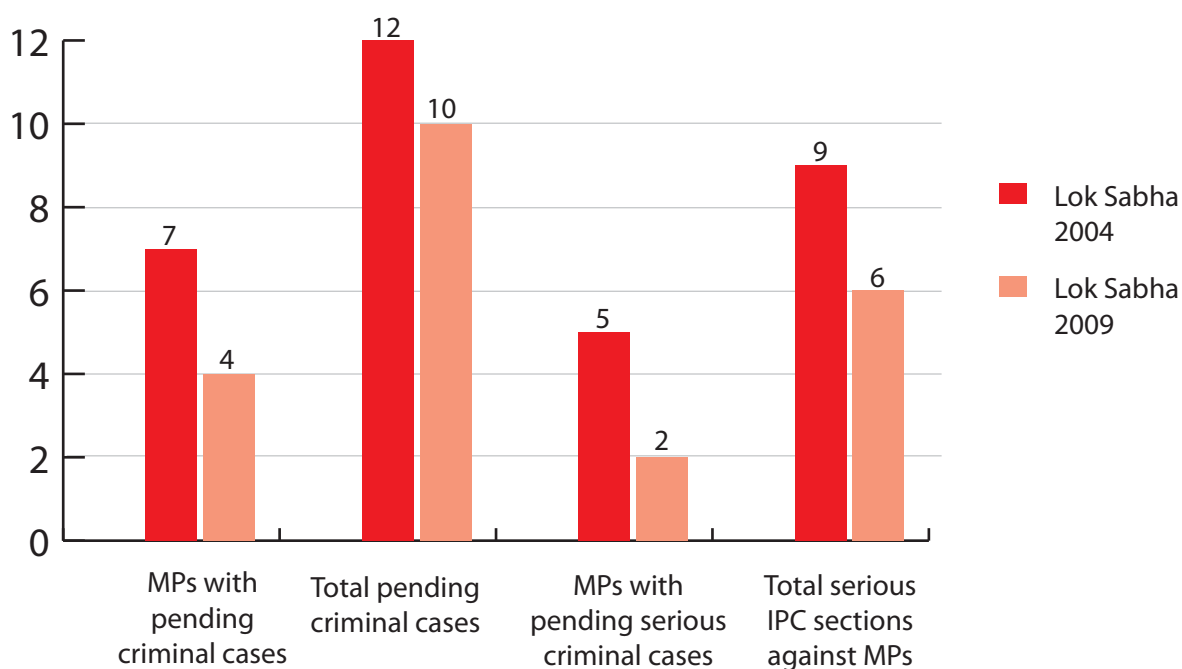
Out of the 29 MPs from Madhya Pradesh in Lok Sabha 2009, 4 MPs have pending criminal cases against them. Out of these 4 MPs, pending serious criminal cases are against 2 MPs. Contrasting this with Lok Sabha 2004, there has been a decline in number of MPs with pending criminal cases from 7 to 4 in Lok Sabha 2009.

Given table is a comparative analysis for MPs with pending criminal cases elected from Madhya Pradesh. The presence of MPs with pending criminal cases from Madhya Pradesh in Lok Sabha has decreased by 43%.

**Table: Comparison Lok Sabha 2004 & 2009- MPs with pending criminal cases**

	Lok Sabha 2004	Lok Sabha 2009	In-crease	% increase
MPs with pending criminal cases	7	4	-3	-43%
Total Pending criminal cases	12	10	-2	-17%
MPs with pending serious criminal cases	5	2	-3	-60%
Total serious IPC sections against MPs	9	6	-3	-33%

**Figure: Comparison Lok Sabha 2004 & Lok Sabha 2009- MPs with pending criminal cases**



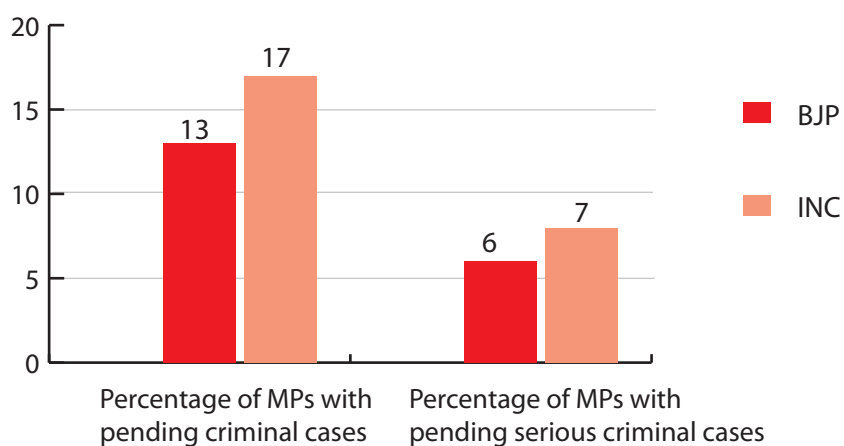
## Party wise break up for MPs with pending criminal cases

Out of the 4 MPs with pending criminal cases, 2 are of BJP and 2 are of INC. The comparison between total candidates and MPs is given below.

**Table : MPs with pending criminal cases- party wise**

Party	Total candidates analysed	Total MPs	MPs with pending criminal cases	% of MPs with pending criminal cases	MPs with pending serious criminal cases	% of MPs with pending serious criminal cases
BJP	29	16	2	13%	1	6%
INC	28	12	2	17%	1	8%

**Figure: % MPs with pending criminal cases- party wise**



## Party wise comparison of pending criminal cases on MPs in Lok Sabha 2004 & Lok Sabha 2009

Given below is a comparison of MPs with pending criminal cases in Lok Sabha 2004 and 2009. There has been an increase in number of MPs with pending criminal cases for INC by 2. Number of MPs with pending criminal cases for BJP has decreased from 7 in Lok Sabha 2004 to 2 in Lok Sabha 2009.

**Table: Comparison Lok Sabha 2004 vs. 2009- MPs with pending criminal cases- party wise**

Party	Lok Sabha 2004			Lok Sabha 2009		
	Number of MPs analysed	Number of MPs with Pending criminal cases	% of MPs with pending criminal cases	Number of MPs analysed	Number of MPs with Pending criminal cases	% of MPs with pending criminal cases
BJP	25	7	28%	16	2	13%
INC	4	0	0%	12	2	17%
BSP	0	0	0%	1	0	0%

## MPs with most serious pending criminal cases

2 MPs from Madhya Pradesh in Lok Sabha 2009 have serious pending cases against them.

S No	Name	Constituency	Party	Age	Seri-ous IPC Counts	Total no of cases	Details of serious IPC counts
1	Ganesh Singh	Satna	BJP	46	5	2	5 charges related to cheating and forgery
2	Guddu Prem-chand	Ujjain	INC	41	1	3	1 charge of voluntarily causing grievous hurt

# Analysis based on assets

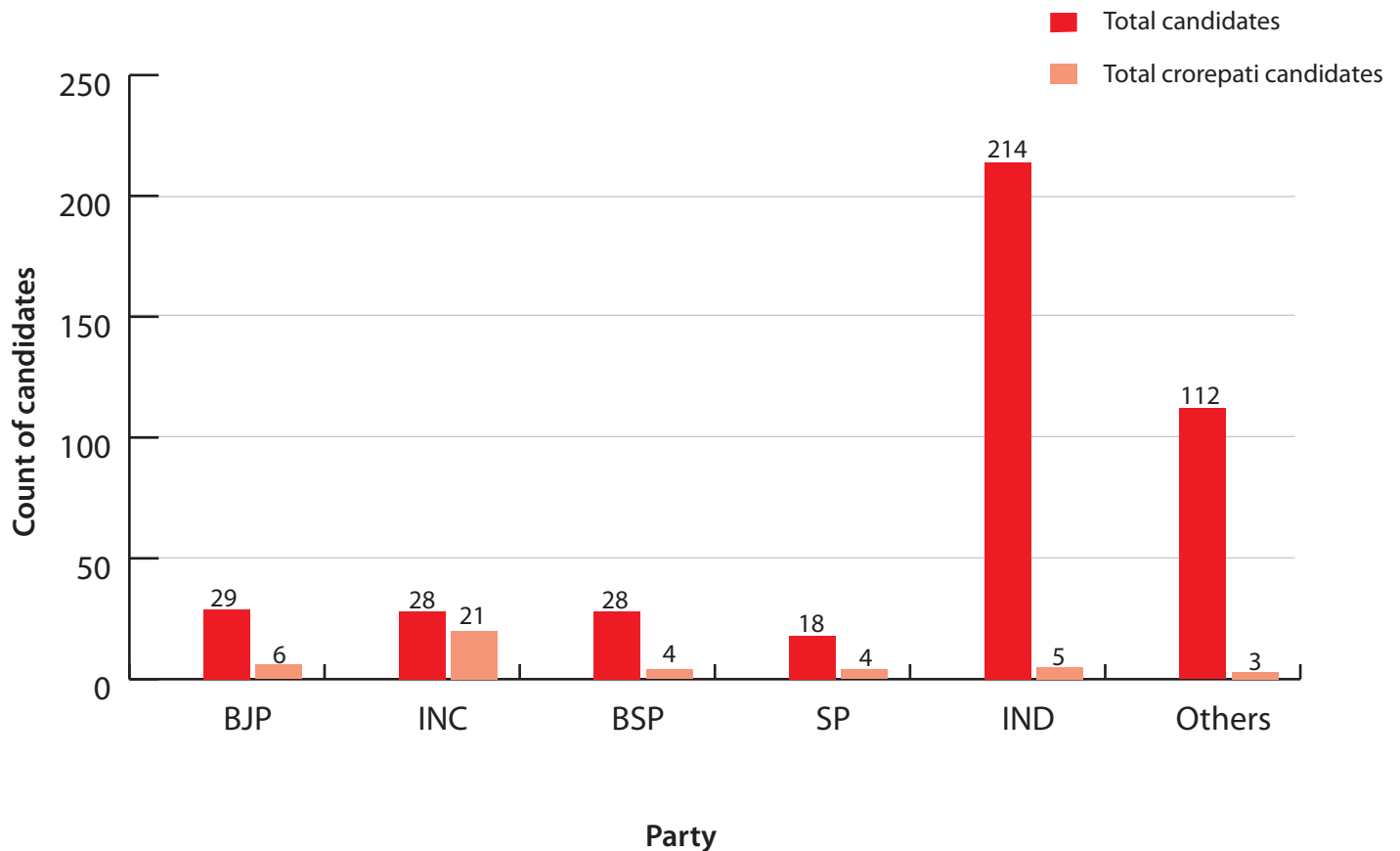
## Analysis based on assets – for candidates

Out of the total 429 candidates, it was observed that 43 candidates, i.e. 10% were crorepatis.

**Table: Crorepati candidates- party wise break up**

Party	Total candidates analyzed	Crorepati candidates	Percent
BJP	29	6	21%
INC	28	21	75%
BSP	28	4	14%
SP	18	4	22%
IND	214	5	2%
Others	112	3	3%
Total	429	43	10%

**Figure: Crorepati candidates from major parties**



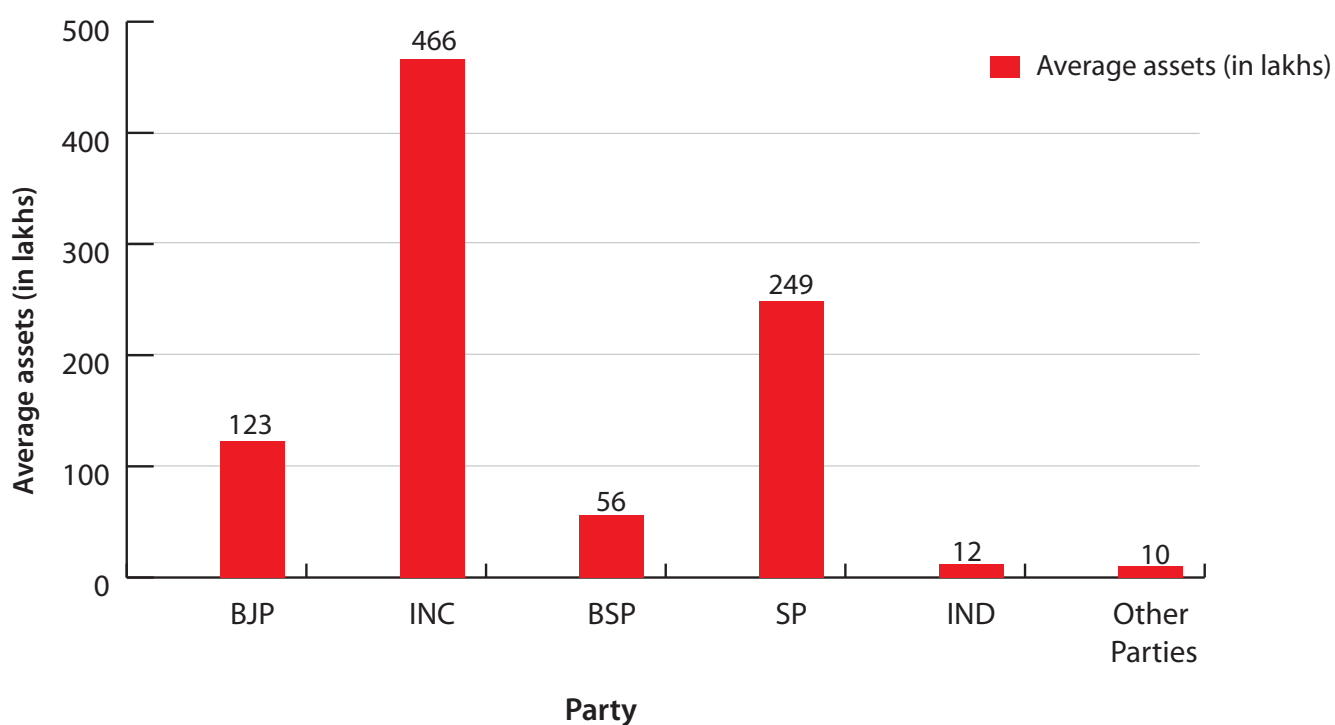
## Average assets for Candidates - Party wise

Average assets for candidates of BJP, INC and BSP were approximately about Rs. 1.22 crores, Rs. 4.66 crores and Rs. 56.16 lakhs respectively. Detailed list is given below:

**Table: Average assets for candidates party wise**

Party	Average Assets	Candidates analyzed
BJP	Rs 1,22,62,065 ~ 1 Cror+	29
INC	Rs 4,66,21,313 ~ 4 Cror+	28
BSP	Rs 56,16,143 ~ 56 Lacs+	28
SP	Rs 2,48,52,366 ~ 2 Cror+	18
IND	Rs 12,08,967 ~ 12 Lacs+	214
Other Parties	Rs. 9,62,005~ 9 Lacs+	112

**Figure: Average assets (in lakhs) for candidates of major parties**





## Top 25 crorepati candidates

Given below is the list of top 25 crorepati candidates who contested Lok Sabha elections 2009 from Madhya Pradesh. 12 out of the total 25 won the 2009 Lok Sabha elections.

S No	Name	Constituency	Party	Movable Assets (Rs)	Immovable Assets (Rs)	Total Assets (Rs)	PAN Given	Won/ Lost
1	SATYNARAYAN PATEL	Indore	INC	70,69,297	38,04,36,200	38,75,05,497 38 Cror+	Y	LOST
2	PUSHPRAJ SINGH	Rewa	SP	68,31,238	27,98,00,000	28,66,31,238 28 Cror+	Y	LOST
3	JYOTIRADITYA MADHAVRAO SCINDIA	Guna	INC	2,26,74,212	12,64,20,000	14,90,94,212 14 Cror+	Y	WON
4	KAMAL NATH	Chhindwara	INC	5,51,95,068	8,65,74,969	14,17,70,037 14 Cror+	Y	WON
5	ASHOK SINGH	Gwalior	INC	1,03,81,000	12,45,89,000	13,49,70,000 13 Cror+	Y	LOST
6	GUDDU PREM-CHAND	Ujjain	INC	58,14,403	9,92,16,910	10,50,31,313 10 Cror+	Y	WON
7	LAKSHMAN SINGH	Rajgarh	BJP	67,14,754	6,84,81,434	7,51,96,188 7 Cror+	Y	LOST
8	SUSHMA SWARAJ	Vidisha	BJP	3,49,37,677	3,86,47,960	7,35,85,637 7 Cror+	Y	WON
9	BHAIYA BALKRISHNA	Balaghat	GGP	3,30,19,486	3,62,23,150	6,92,42,636 6 Cror+	Y	LOST
10	PT. RAJARAM TRIPATHI	Satna	SP	2,47,74,624	3,61,49,260	6,09,23,884 6 Cror+	Y	LOST
11	ARUN SUBHASHCHANDRA YADAV	Khandwa	INC	3,48,25,728	1,84,63,960	5,32,89,688 5 Cror+	Y	WON
12	MHOD. MUNAWAR KHAN KAUSAR	Bhopal	SP	62,83,286	4,38,75,877	5,01,59,163 5 Cror+	Y	LOST
13	UDAY PRATAP SINGH	Hoshangabad	INC	1,11,56,000	2,87,50,000	3,99,06,000 3 Cror+	Y	WON
14	DEORAJ SINGH PATEL	Rewa	BSP	80,30,000	2,28,15,000	3,08,45,000 3 Cror+	Y	WON
15	KANTILAL BHURIA	Ratlam	INC	73,91,089	2,31,66,000	3,05,57,089 3 Cror+	Y	WON
16	VISHVESHWAR BHAGAT	Balaghat	INC	36,60,000	2,52,00,000	2,88,60,000 2 Cror+	N	LOST
17	ADVOCATE RAMESHWAR NEEKHRA	Jabalpur	INC	57,28,500	2,29,00,000	2,86,28,500 2 Cror+	Y	LOST
18	SAJJAN SINGH VERMA	Dewas	INC	64,95,225	2,05,47,100	2,70,42,325 2 Cror+	Y	WON

S No	Name	Constitu- ency	Party	Movable Assets (Rs)	Immovable Assets (Rs)	Total Assets (Rs)	PAN Given	Won/ Lost
19	BHUPENDRA SINGH	Sagar	BJP	8,73,075	2,40,00,000	2,48,73,075 2 Cror+	Y	WON
20	AZIZ QURESHI	Jabalpur	BSP	8,53,674	2,33,99,000	2,42,52,674 2 Cror+	Y	LOST
21	BALVEER SINGH DAN- DOTIYA	Morena	BSP	40,83,043	1,88,25,000	2,29,08,043 2 Cror+	Y	LOST
22	GAJENDRAS- INGH RA- JUKHEDI	Dhar	INC	56,00,133	1,50,53,000	2,06,53,133 2 Cror+	Y	WON
23	MAHENDRA BHAIYA (DIK- SHIT)	Sidhi	IND	3,00,000	2,00,50,000	2,03,50,000 2 Cror+	N	LOST
24	BALARAM BACHCHAN	Khargone	INC	30,95,937	1,56,60,946	1,87,56,883 1 Cror+	Y	LOST
25	YASHODHARA RAJE SCINDIA	Gwalior	BJP	1,83,10,000	0	1,83,10,000 1 Cror+	Y	WON

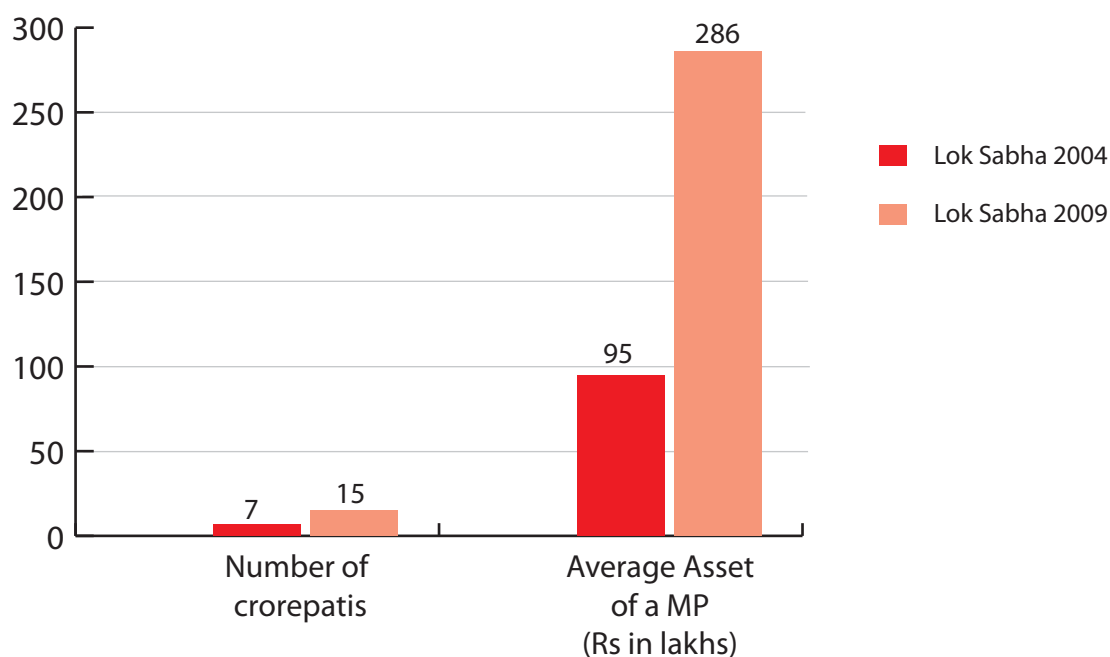
## Analysis based on assets- for MPs

15 MPs in Lok Sabha 2009 from Madhya Pradesh are crorepatis as compared to 7 crorepati MPs from Lok Sabha 2004, i.e. an increase of 114%. The average asset of a MP in 2004 Lok Sabha was Rs 95 lakhs which rose to Rs 2.86 crores in 2009. Between 2004 & 2009 there has been an average asset increase of 201 % for MPs.

**Table: Comparison Lok Sabha 2004 and 2009 based on assets**

	In Lok Sabha 2004	In Lok Sabha 2009	Increase	% Increase
Number of crorepatis	7	15	8	114%
Average Asset of a MP (Rs in lakhs)	95	286	191	201%

**Figure: Comparison Lok Sabha 2004 and Lok Sabha 2009 based on assets**



## **Chances of winning based on assets**

The table below reflects that 15 MPs out of the total 29 winning candidates have been those with assets more than 1 crore. This clearly shows that chances of winning and total assets of a candidate are directly proportional to each other.

**Table: Chances of winning based on assets**

Value of assets	No of candidates	No of MPs	% of MPs
Very high (5 cr and above)	12	5	42%
High (1 cr to 5 cr)	31	10	32%
Medium (10 lakhs to 1 cr)	147	14	10%
Low (less than 10 lakhs)	239	0	0%

## **Crorepati MPs- Party wise break up**

10 MPs of INC i.e. 83% and 4 MPs of BJP i.e. 25% are crorepatis. 15 MPs out of the total 29 MPs from Madhya Pradesh are crorepatis.

**Table: Crorepati MP- party wise break up**

Party	Total Candidates	Total crorepati candidates	Total MPs	Total crorepati MPs	% of crorepati MPs
INC	28	21	12	10	83%
BJP	29	6	16	4	25%
BSP	28	4	1	1	100%
Total	85	31	29	15	52%

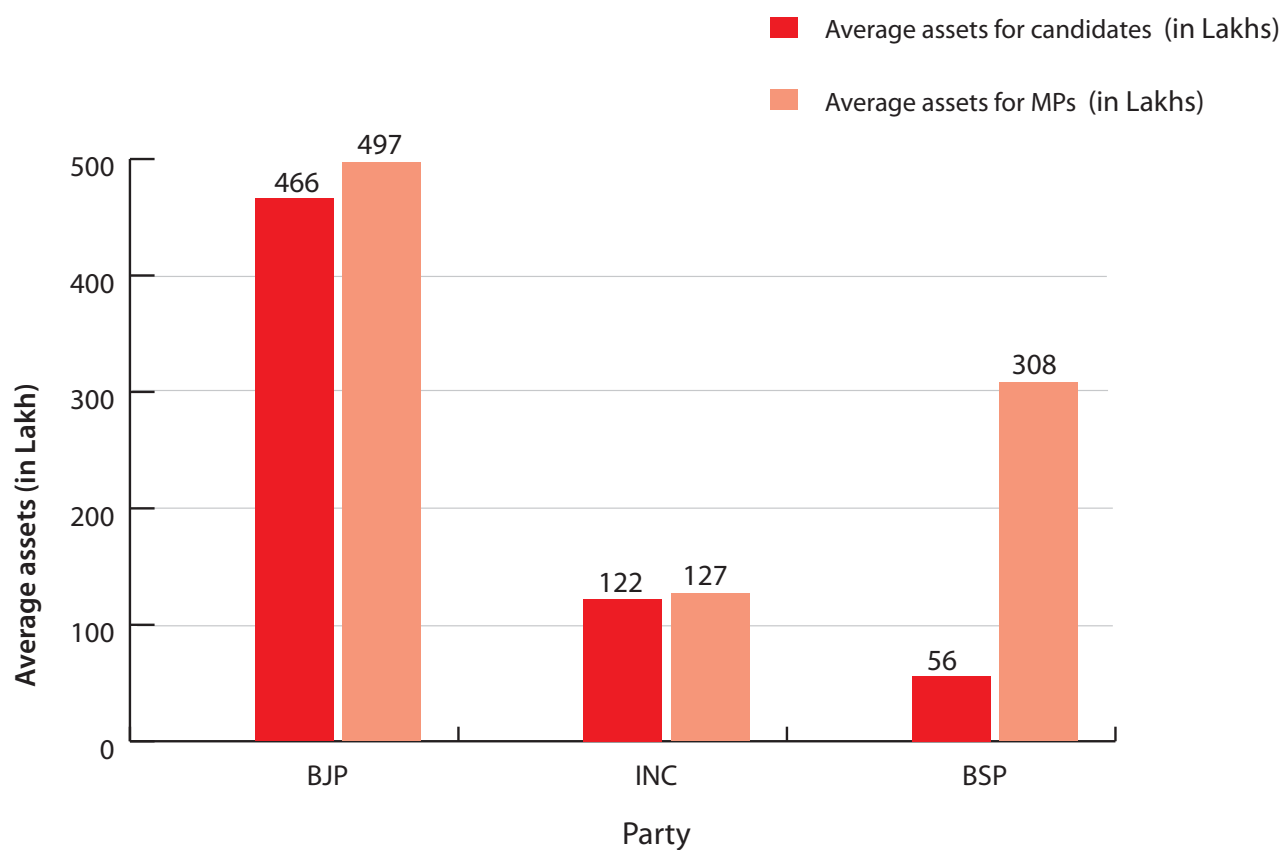
## Average assets per MP for major parties

The average assets for MP of INC, BJP and BSP were Rs. 4.97 crores, Rs. 1.27 crores and Rs. 3.08 crores respectively.

**Table: Average assets for winners**

Party	No of candidates	Average assets for candidates	No of MPs	Average assets for MPs
INC	28	Rs 4,66,21,313 ~ 4 Cror+	12	Rs 4,97,14,590 ~ 4 Cror+
BJP	29	Rs 1,22,62,065 ~ 1 Cror+	16	Rs 1,27,29,907 ~ 1 Cror+
BSP	28	Rs 56,16,143 ~ 56 Lacs+	1	Rs 3,08,45,000 ~ 3 Cror+

**Figure: Comparison average assets for candidates & MPs in Lok Sabha 2009**



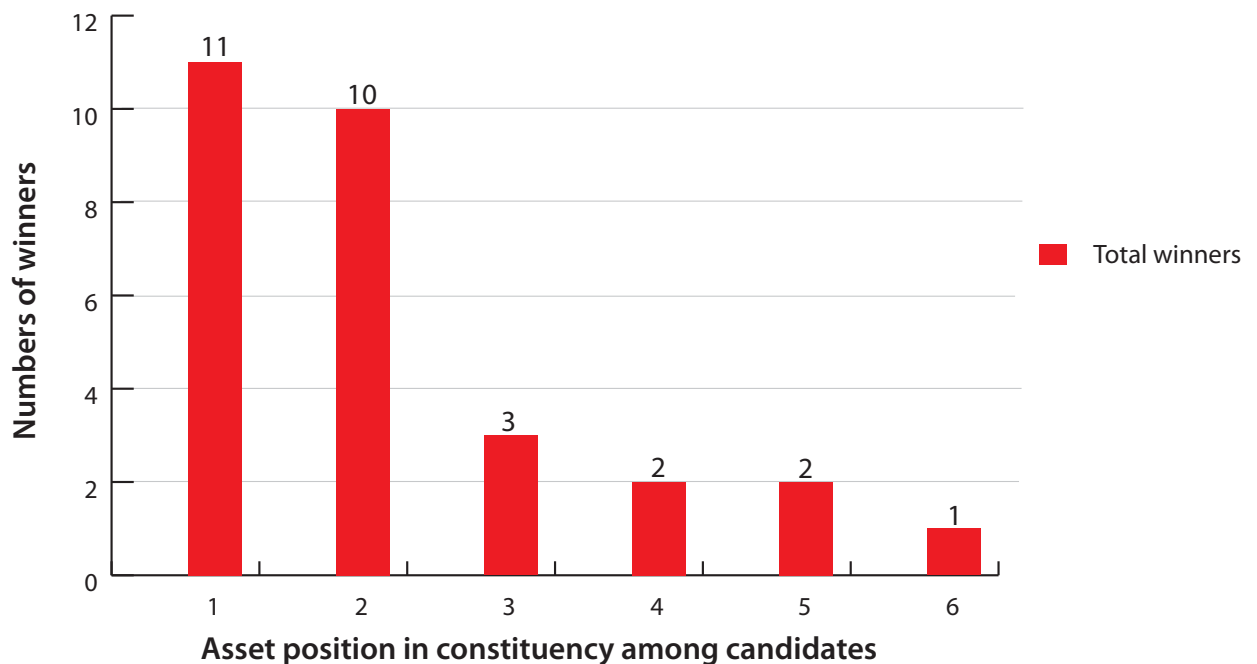
## Asset position in constituency among candidates and chances of winning

The following table gives an analysis of asset position in constituency among candidates (highest asset to lowest asset) and their chances of winning. From 11 or 38% constituencies, candidates with highest declared assets according to their own self sworn affidavits emerged as MPs. From 10 constituencies, or 34% constituencies, candidates with second highest declared assets won.

**Table: Position in constituency based on assets and MPs**

Position in constituency based on assets	Total MPs	% of MPs
1	11	38%
2	10	34%
3	3	10%
4	2	7%
5	2	7%
6	1	3%
<b>Grand Total</b>	<b>29</b>	<b>100%</b>

**Figure: Asset position in constituency among candidates and MPs**



## Crorepati MPs – PAN not given

1 MP from Madhya Pradesh, Basori Singh Masram of INC who won the election from Mandla Constituency had not declared the PAN details.

Name	Constituency	Party	Movable Assets (Rs)	Immovable Assets (Rs)	Total Assets (Rs)	PAN Given
Basori Singh Masram	Mandla	INC	11,71,178	1,23,50,000	1,35,21,178` 1 crore+	N

## Details of top 15 MPs based on maximum assets

The table given below is a list of MPs with top 15 highest assets.

S No	Name	Constituency	Party	Movable Assets (Rs)	Immovable Assets (Rs)	Total Assets (Rs)	PAN Given
1	JYOTIRADITYA MADHAVRAO SCINDIA	Guna	INC	2,26,74,212	12,64,20,000	14,90,94,212 14 Cror+	Y
2	KAMAL NATH	Chhindwara	INC	5,51,95,068	8,65,74,969	14,17,70,037 14 Cror+	Y
3	GUDDU PREMCHAND	Ujjain	INC	58,14,403	9,92,16,910	10,50,31,313 10 Cror+	Y
4	SUSHMA SWARAJ	Vidisha	BJP	3,49,37,677	3,86,47,960	7,35,85,637 7 Cror+	Y
5	ARUN SUB-HASHCHAN-DRA YADAV	Khandwa	INC	3,48,25,728	1,84,63,960	5,32,89,688 5 Cror+	Y
6	UDAY PRATAP SINGH	Hoshangabad	INC	1,11,56,000	2,87,50,000	3,99,06,000 3 Cror+	Y
7	DEORAJ SINGH PATEL	Rewa	BSP	80,30,000	2,28,15,000	3,08,45,000 3 Cror+	Y
8	KANTILAL BHURIA	Ratlam	INC	73,91,089	2,31,66,000	3,05,57,089 3 Cror+	Y
9	SAJJAN SINGH VERMA	Dewas	INC	64,95,225	2,05,47,100	2,70,42,325 2 Cror+	Y
10	BHUPENDRA SINGH	Sagar	BJP	8,73,075	2,40,00,000	2,48,73,075 2 Cror+	Y
11	GAJENDRAS-INGH RA-JUKHEDI	Dhar	INC	56,00,133	1,50,53,000	2,06,53,133 2 Cror+	Y
12	YASHODHARA RAJE SCINDIA	Gwalior	BJP	1,83,10,000	0	1,83,10,000 1 Cror+	Y
13	BASORI SINGH MASRAM	Mandla	INC	11,71,178	1,23,50,000	1,35,21,178 1 Cror+	N
14	RAJESH NAN-DINI SINGH	Shahdol	INC	32,25,000	75,50,000	1,07,75,000 1 Cror+	Y
15	JEETENDRA SINGH	Khajuraho	BJP	19,65,506	86,31,000	1,05,96,506 1 Cror+	Y

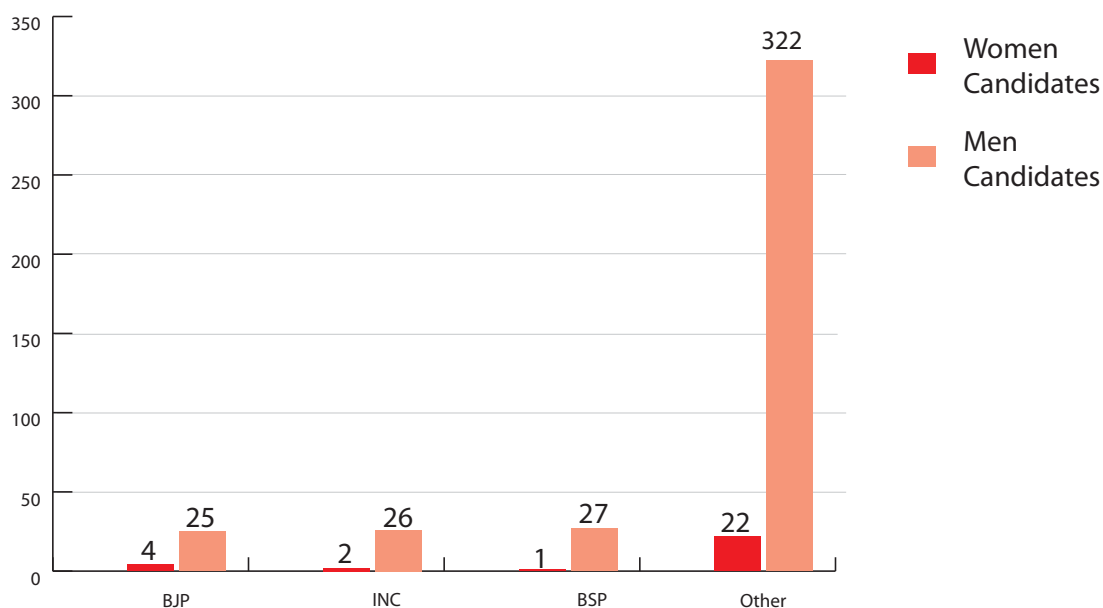
# Female representation in Lok Sabha 2009 elections

Out of 429 candidates, only 29 women candidates or 7% contested elections. 6 out of 29 women candidates emerged as MPs. The party wise break up is given below:

**Table: Party wise female representation analysis**

	BJP	INC	BSP	Other	TOTAL
<b>Women</b>					
Candidates	4	2	1	22	29
MPs	4	2	0	0	6
% Women candidates	14%	7%	4%	6%	7%
% Women MPs	25%	17%	0%	0%	21%
<b>Men</b>					
Candidates	25	26	27	322	400
MPs	12	10	1	0	23
% Men candidates	86%	93%	96%	94%	93%
% Men MPs	75%	83%	100%	0%	79%
<b>Total</b>					
Candidates	29	28	28	344	429
MPs	16	12	1	0	29

**Figure: Candidate distribution based on gender**





# Full Asset and pending criminal cases details

## Assets for all MPs from Madhya Pradesh in Lok Sabha 2009

S. No.	Name	Constituency	Party	Total Assets (Rs)	Movable Assets (Rs)	Immovable Assets (Rs)	Liabilities (Rs.)	PAN Given
1	JYOTIRADITYA MADHAVRAO SCINDIA	Guna	INC	14,90,94,212 14 Cror+	2,26,74,212 2 Cror+	12,64,20,000 12 Cror+	0	Y
2	KAMAL NATH	Chhindwara	INC	14,17,70,037 14 Cror+	5,51,95,068 5 Cror+	8,65,74,969 8 Cror+	0	Y
3	GUDDU PREM-CHAND	Ujjain	INC	10,50,31,313 10 Cror+	58,14,403 58 Lacs+	9,92,16,910 9 Cror+	15,00,000 15 Lacs+	Y
4	SUSHMA SWARAJ	Vidisha	BJP	7,35,85,637 7 Cror+	3,49,37,677 3 Cror+	3,86,47,960 3 Cror+	0	Y
5	ARUN SUBHASH-CHANDRA YADAV	Khandwa	INC	5,32,89,688 5 Cror+	3,48,25,728 3 Cror+	1,84,63,960 1 Cror+	2,75,62,966 2 Cror+	Y
6	UDAY PRATAP SINGH	Hoshangabad	INC	3,99,06,000 3 Cror+	1,11,56,000 1 Cror+	2,87,50,000 2 Cror+	13,74,065 13 Lacs+	Y
7	DEORAJ SINGH PATEL	Rewa	BSP	3,08,45,000 3 Cror+	80,30,000 80 Lacs+	2,28,15,000 2 Cror+	49,61,271 49 Lacs+	Y
8	KANTILAL BHURIA	Ratlam	INC	3,05,57,089 3 Cror+	73,91,089 73 Lacs+	2,31,66,000 2 Cror+	0	Y
9	SAJJAN SINGH VERMA	Dewas	INC	2,70,42,325 2 Cror+	64,95,225 64 Lacs+	2,05,47,100 2 Cror+	11,04,525 11 Lacs+	Y
10	BHUPENDRA SINGH	Sagar	BJP	2,48,73,075 2 Cror+	8,73,075 8 Lacs+	2,40,00,000 2 Cror+	0	Y
11	GAJENDRASINGH RAJUKHEDI	Dhar	INC	2,06,53,133 2 Cror+	56,00,133 56 Lacs+	1,50,53,000 1 Cror+	0	Y

S. No.	Name	Constituency	Party	Total Assets (Rs)	Movable Assets (Rs)	Immovable Assets (Rs)	Liabilities (Rs.)	PAN Given
12	YASHODHARA RAJE SCINDIA	Gwalior	BJP	1,83,10,000 1 Cror+	1,83,10,000 1 Cror+	0	0	Y
13	BASORI SINGH MASRAM	Mandla	INC	1,35,21,178 1 Cror+	11,71,178 11 Lacs+	1,23,50,000 1 Cror+	3,50,000 3 Lacs+	N
14	RAJESH NANDINI SINGH	Shahdol	INC	1,07,75,000 1 Cror+	32,25,000 32 Lacs+	75,50,000 75 Lacs+	2,00,000 2 Lacs+	Y
15	JEETENDRA SINGH	Khajuraho	BJP	1,05,96,506 1 Cror+	19,65,506 19 Lacs+	86,31,000 86 Lacs+	0	Y
16	RAKESH SINGH	Jabalpur	BJP	92,31,699 92 Lacs+	28,18,199 28 Lacs+	64,13,500 64 Lacs+	0	Y
17	SHIVRAJ BHAIYA	Damoh	BJP	89,29,326 89 Lacs+	14,17,122 14 Lacs+	75,12,204 75 Lacs+	2,86,513 2 Lacs+	N
18	ASHOK ARGAL	Bhind	BJP	79,53,043 79 Lacs+	34,27,143 34 Lacs+	45,25,900 45 Lacs+	1,00,000 1 Lacs+	Y
19	SUMITRA MA-HAJAN (TAI)	Indore	BJP	77,62,806 77 Lacs+	16,51,556 16 Lacs+	61,11,250 61 Lacs+	44,29,400 44 Lacs+	Y
20	GANESH SINGH	Satna	BJP	73,72,032 73 Lacs+	48,97,032 48 Lacs+	24,75,000 24 Lacs+	16,585 16 Thou+	Y
21	JYOTI DHURVE	Betul	BJP	71,35,000 71 Lacs+	30,20,000 30 Lacs+	41,15,000 41 Lacs+	6,38,122 6 Lacs+	Y
22	KAILASH JOSHI	Bhopal	BJP	58,85,927 58 Lacs+	30,85,927 30 Lacs+	28,00,000 28 Lacs+	0	Y
23	K. D. DESHMUKH	Balaghat	BJP	57,43,597 57 Lacs+	21,43,597 21 Lacs+	36,00,000 36 Lacs+	8,57,805 8 Lacs+	N
24	MAKNSINGH SO-LANKI (BABUJI)	Khargone	BJP	54,38,265 54 Lacs+	8,38,265 8 Lacs+	46,00,000 46 Lacs+	2,04,826 2 Lacs+	N
25	GOVIND PRASAD MISHRA	Sidhi	BJP	51,87,425 51 Lacs+	6,87,425 6 Lacs+	45,00,000 45 Lacs+	0	N

S. No.	Name	Constituency	Party	Total Assets (Rs)	Movable Assets (Rs)	Immovable Assets (Rs)	Liabilities (Rs.)	PAN Given
26	NARAYANSINGH AMLABE	Rajgarh	INC	38,08,133 38 Lacs+	8,60,493 8 Lacs+	29,47,640 29 Lacs+	1,61,617 1 Lacs+	N
27	NARENDRA SINGH TOMAR	Morena	BJP	31,25,703 31 Lacs+	8,25,703 8 Lacs+	23,00,000 23 Lacs+	17,80,000 17 Lacs+	Y
28	VIRENDRA KU-MAR	Tikamgarh	BJP	25,48,466 25 Lacs+	16,68,466 16 Lacs+	8,80,000 8 Lacs+	0	Y
29	MEENAKSHI NA-TRAJAN	Mandsour	INC	11,26,966 11 Lacs+	11,26,966 11 Lacs+	0	0	N

# Full details of pending criminal cases on MPs from Madhya Pradesh

S. No.	Name	State/ Dist	Constituency	Party	Age	Serious IPC Counts	No of Cases in which Ac-cused	No. of Cases in which Con-victed	Total			
1	GANESH SINGH	MADHYA PRADESH	Satna	BJP	46	5	2	0	2			
Cases (Accused)  1. IPC Sections - 166,217,218,420,467,477 (A),34 , Other Details - 2. IPC Sections - 120 B,420,468,471 , Other Details - 13(1)D,13(2),15 Anti Corruption Act			Serious IPC Frequency Table									
			Serious IPC Sections		Number of Times they appear for this candidate							
			420		2							
			467		1							
			468		1							
			471		1							
			Total		5							
			IPC Section		Description							
			34		Acts done by several persons in f urtherance of common intention							
			120		Concealing design to commit offence punishable with imprison-ment							
			166		Public servant disobeying law, with intent to cause injury to any person							
			217		Public servant disobeying direction of law with intent to save person from punishment or property from forfeiture							
			218		Public servant framing incorrect record or writing with intent to save person from punishment or property from forfeiture							
			420		Cheating and dishonestly inducing delivery of property							
			467		Forgery of valuable security, will, etc.							
			468		Forgery for purpose of cheating							
			Cases (Convicted) -----No Cases----			471		Using as genuine a forged document or electronic record				
						477		Fraudulent cancellation, destruc-tion, etc., of will, authority to adopt, or valuable security				

S. No.	Name	State/ Dist	Constituency	Party	Age	Serious IPC Counts	No of Cases in which Ac-cused	No. of Cases in which Con-victed	Total
2	GUDDU PREMCHAND	MADHYA PRADESH	Ujjain	INC	41	1	3	0	3
Cases (Accused)  1. IPC Sections - 353 , Other Details - 2. IPC Sections - 188, 201 , Other Details - 123(3), 127(A) P R Act 3. IPC Sections - 325 , Other Details -			Serious IPC Frequency Table						
			Serious IPC Sections			Number of Times they appear for this candidate			
			325			1			
			Total			1			
			IPC Section			Description			
			188			Disobedience to order duly promulgated by public servant			
Cases (Convicted) -----No Cases-----			201			Causing disappearance of evidence of offence, or giving false information to screen offender			
			325			voluntarily causing grievous hurt			
			353			Assault or criminal force to deter public servant from discharge of his duty			
S. No.	Name	State/ Dist	Constituency	Party	Age	Serious IPC Counts	No of Cases in which Ac-cused	No. of Cases in which Con-victed	Total
3	ASHOK ARGAL	MADHYA PRADESH	Bhind	BJP	39	0	4	0	4
Cases (Accused)  1. IPC Sections - 500,501,502,120B , Other Details - 875/97 2. IPC Sections - 500,501,502,120B , Other Details - 878/97 3. IPC Sections - 147,148,352,323 , Other Details - 453/99 4. IPC Sections - , Other Details - 961/01			IPC Section			Description			
			120B			Punishment of criminal conspiracy			
			147			rioting			
			148			Rioting, armed with deadly weapon			
			323			voluntarily causing hurt			
			352			assault or criminal force otherwise than on grave provocation			
			500			defamation			

Cases (Convicted) -----No Cases----			501			Printing or engraving matter known to be defamatory			
			502			Sale of printed or engraved substance containing defamatory matter			
S. No.	Name	State/ Dist	Constituency	Party	Age	Serious IPC Counts	No of Cases in which Accused	No. of Cases in which Convicted	Total
4	ARUN SUBHASHCHANDRA YADAV	MADHYA PRADESH	Khandwa	INC	36	0	1	0	1
Cases (Accused)  1. IPC Sections - 147,149,341 , Other Details -			IPC Section			Description			
			147			rioting			
			149			Every member of unlawful assembly guilty of offence committed in prosecution of common object			
			341			wrongful restraint			
Cases (Convicted) -----No Cases----									



# Maharashtra

## Lok Sabha 2009 Elections



# CONTENTS

Executive summary for candidates & MPs.....	631
Voting and winning trend.....	633
Analysis based on pending criminal cases .....	635
Pending criminal cases - analysis for candidates.....	635
Party wise break up for candidates with pending criminal cases .....	635
Serious crimes distribution – party wise .....	636
Party wise comparison of pending criminal cases on candidaes : LS 2004 vs. LS 2009.....	637
Details for candidates based on pending criminal cases.....	638
Pending criminal cases- analysis for MPs .....	640
Party wise break up for MPs with pending criminal cases.....	641
Party wise comparison of pending criminal cases on MPs : LS 2004 vs. LS 2009.....	642
Party wise break up for MPs with serious pending criminal cases.....	642
Tainted constituency analysis.....	645
Top 10 MPs with most serious pending criminal cases .....	646
Analysis based on assets – for candidates .....	647
Average assets for Candidates .....	648
Top 20 crorepati candidates.....	649
Analysis based on assets- for MPs.....	651
Chances of winning based on assets.....	651
Crorepati MPs- party wise break up .....	651
Average assets per MP for major parties .....	652
Asset comparison for candidates and MPs.....	653
Asset position in constituency among candidates and chances of winning .....	653
Crorepati MPs – PAN not given.....	654
Details of top 20 MPs based on maximum assets.....	655
Female representation in Lok Sabha 2009 elections .....	657
Full Asset and pending criminal cases details.....	658
Assets for all MPs from Maharashtra in Lok Sabha 2009 .....	658
Full details of pending criminal cases on MPs from Maharashtra .....	663

# Maharashtra Election Watch\*

## Lok Sabha elections 2009

Lok Sabha 2009 elections were held in three phases in Maharashtra from April 16, 2009 to April 30, 2009. This chapter includes the analysis of voting trend, criminalization, money power, gender etc in these elections. Information provided by ECI and details from the affidavits filed by contesting candidates have been used for above analysis.

### Growth of political parties

In Lok Sabha 2004, 39 parties contested which rose to 67 in Lok Sabha 2009 elections. This reflects a rise of 72 % in the number of parties from Lok Sabha 2004 Elections to Lok Sabha 2009 Elections.

### Growth in number of candidates

819 candidates contested Lok Sabha 2009 elections from Maharashtra as compared to 412 candidates in Lok Sabha 2004. There was a jump of 99% in number of candidates contesting in 2009.

## Executive summary for candidates and MPs

### Summary for candidates

- Affidavits of 808 candidates out of 819 contesting Lok Sabha 2009 elections were analyzed by Maharashtra Election Watch (MEW)\*.
- Out of these 808 candidates, 146 candidates or 18% declared pending criminal cases against them. SHS had 15 out of 22 (68%) candidates with pending criminal cases, BJP had 13 out of 25 (52%) candidates with pending criminal cases, NCP had 9 out of 21 (43%) candidates and INC had 10 out of 25 (40%) candidates with pending criminal cases.
- Out of these 146 candidates with pending criminal cases, 63 had pending serious criminal cases like murder, attempt to murder, kidnapping, robbery, extortion etc. BJP had 6, SHS- 5, NCP -4 and INC -1 candidate with pending serious criminal cases.
- There were 93 candidates of four main parties (INC, BJP, SHS & NCP) and out of these 93 candidates 47 (51%) had pending criminal cases against them. Comparing this to Lok Sabha 2004 elections, there were 90 candidates of four major parties- INC, BJP, SHS & NCP. Out of these 90 candidates of four major political parties 38 (42%) had pending criminal cases against them.
- There were 169 IPC charges of heinous nature on the candidates which included murder, attempt to murder, kidnapping, extortion, etc.
- There were total 26 Red Alert constituencies where 3 or more contesting candidates had pending criminal cases. Beed, Chandrapur and Bhiwandi had 7 candidates each with pending criminal cases.
- A total of 138 candidates out of 808 i.e. 17% were crorepatis.

\* This chapter would not have been possible without the efforts of several volunteers, groups and organizations from the state. ADR and NEW especially acknowledge with gratitude the efforts of Mr. Nitin Valame (Coordinator, Maharashtra Election Watch), Mr. Asit C. Mehta, Mr. Prasad Pandit & team from Nucleus GIS & ITES Ltd; Ms Nita Mehta & team from Smart Solutions; Mr. Dilip Ganerikal, Mr. Gopal Desai & team from DESS Computers Pvt. Ltd.; P.P. Kathale; Volunteers from Skyscape India; Mr. Gerson da Cunha, Mr. D.M Sukhtankar, Mr. Sharad Kumar & Others from AGNI.

This volume is dedicated to all who were part of the Election Watch.

- A total of 45 candidates declared zero assets.
- A total of 136 candidates declared liabilities above 5 lakhs.
- Among major parties, the average asset per candidate for NCP was Rs. 10 crores, for INC was Rs 6 crores, for BJP was Rs. 4 crores and for SHS & MNS was Rs. 3 crores each.
- 57.3% of candidates (463 of 808) had not furnished PAN card details.
- Number of women candidates was just 55 (7%) as compared to 764 of men (93%).
- More than 50% candidates (405 of 808) were graduates & above.
- None of the parties managed to get votes anywhere near 50%. The highest votes polled were approx 20% by INC which was about 10% of the total registered voters. NCP managed 19% of the votes, BJP 18% and SHS 17%.

## **Summary for MPs**

- Of the 20 candidates with the most serious criminal charges against them, only 2 won and the remaining 18 were rejected by the voters.
- Out of 48 MPs, 26 (54.17%) have pending criminal cases against them. In Lok Sabha 2004, 20 (41.67%) had pending criminal cases against them.
- Out of these 26 MPs with pending criminal cases, there are pending serious criminal cases against 10 MPs. Contrasting this with Lok Sabha 2004, 2 MPs had serious pending criminal cases.
- MPs with pending criminal cases have increased from 2 in Lok Sabha 2004 to 10 in Lok Sabha 2009. The number of total criminal cases against MPs has increased from 64 in Lok Sabha 2004 to 127 in Lok Sabha 2009. Similarly the number of total serious IPC sections against MPs has increased from 4 in 2004 to 20 in 2009.
- The number of crorepati MPs has increased from 20 in Lok Sabha 2004 to 38 in Lok Sabha 2009.
- Among major parties, the average asset per MP for NCP was Rs. 21 crores, for INC was Rs 8 crores, for BJP was Rs. 4 crores and for SHS was Rs. 3 crores each.
- Average asset for a MP from Maharashtra was Rs 8.07 crores.
- Out of 48 MPs, 3 had not declared their PAN details.
- Out of 55 women candidates, only 3 managed to win. Hence only 6% of MPs from Maharashtra in current Lok Sabha are women.

# Voting and winning trend

## The % of votes polled by major parties

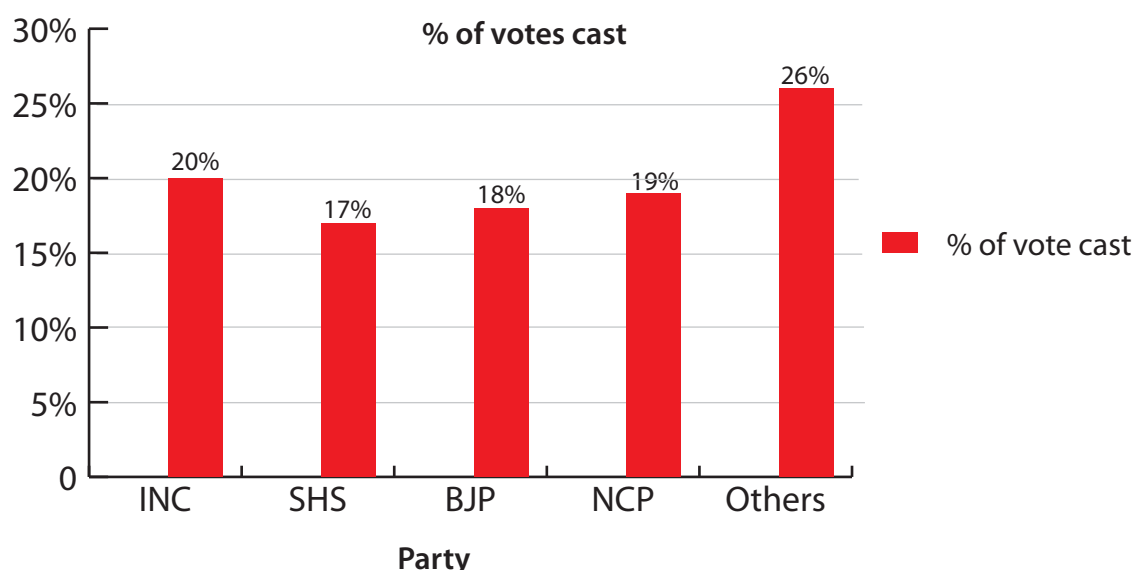
The % of votes polled by four major parties clearly shows that none of the parties got anywhere close to the 50% mark. Total voting in the state was only 51%. INC managed approx 20 % of the votes cast and only 10% of the registered voters. SHS managed just 17% votes cast and 9% registered voters. The total electorate in Maharashtra was 72,928,907 and the total votes cast were 36,991,311.

Further break-up is given in the table-

**Table: Per cent of votes cast**

Party	Total votes cast for the party	% of votes cast	% of total registered voters
Indian National Congress(INC)	7,253,634	20%	10%
Shiv Sena(SHS)	6,287,964	17%	9%
Bhartiya Janta Party(BJP)	6,721,644	18%	9%
Nationalist Congress Party(NCP)	7,131,175	19%	10%
Others	9,596,894	26%	13%

**Figure: Per cent of votes cast in Maharashtra- party wise**



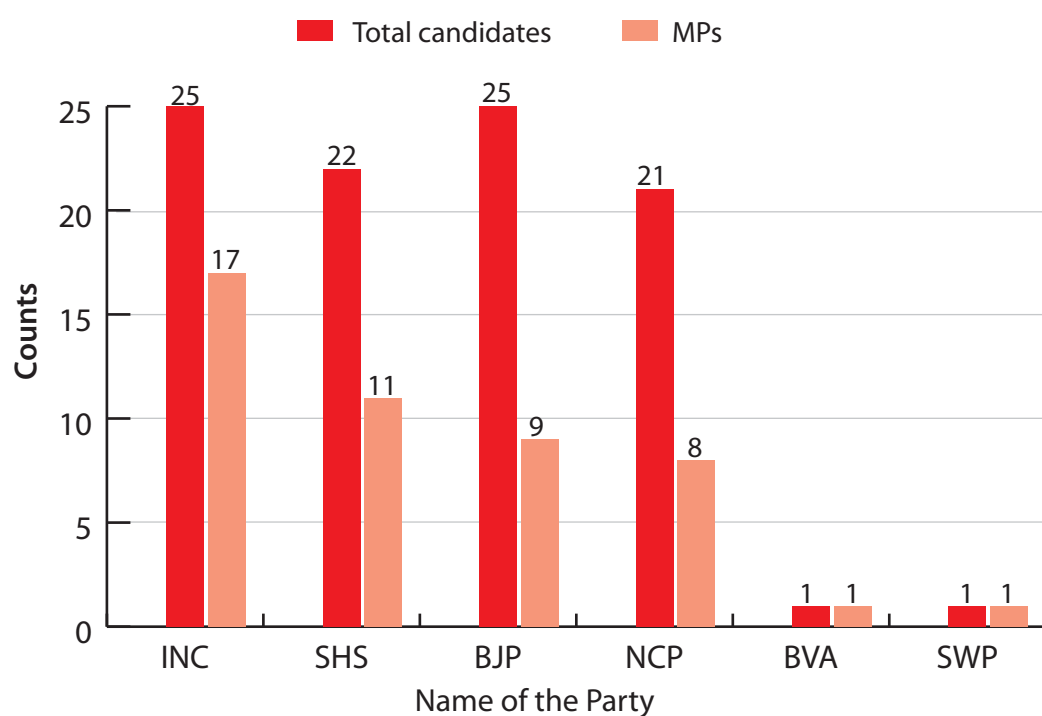
## Candidates vs MPs

Maharashtra has 48 parliamentary constituencies. Maximum numbers of MPs (17) are from INC followed by 11 of SHS. BJP follows closely with 9 MPs. The breakup of MPs as compared to total candidates from the party are-

**Table: Candidates & MPs – Maharashtra**

Party	Total Candidates	MPs
INC	25	17
SHS	22	11
BJP	25	9
NCP	21	8
BVA	1	1
SWP	1	1
IND	410	1

**Fig2\*: Candidates vs. MPs- party wise**



\* 1 seat won by independent

# Analysis based on pending criminal cases

## Pending criminal cases- analysis for candidates

Total 808 affidavits were analyzed by Maharashtra Election Watch (MEW) for Lok Sabha 2009 elections. Out of these 808 candidates, 146 candidates or 18% declared pending criminal cases against them. Out of these 146 candidates with pending criminal cases, 63 had pending serious criminal cases like murder, attempt to murder, kidnapping, robbery, extortion etc.

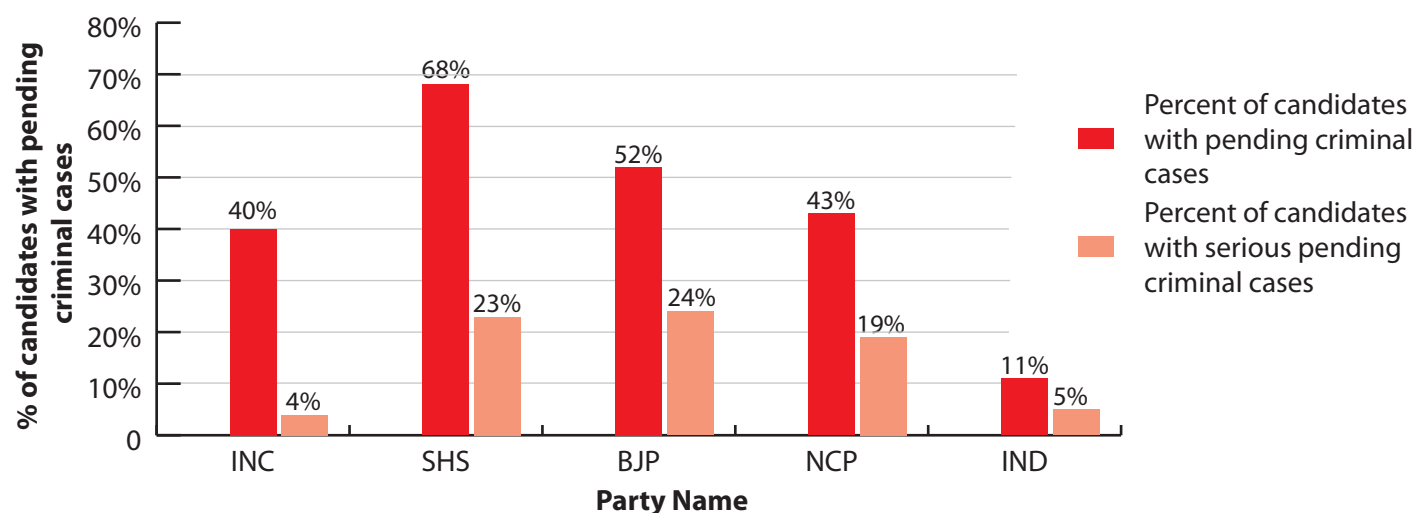
### Party wise break up for candidates with pending criminal cases

A total of 146 candidates contesting elections from Maharashtra had pending criminal cases against them. Out of 22 candidates of SHS, 15 (68%) had pending criminal cases. 13 out of 25 candidates from BJP (52%) had pending criminal cases. 43% of declared candidates of NCP and 40% of declared candidates of INC had pending criminal cases against them.

**Table: Candidates with pending criminal cases and serious pending criminal cases- party wise break up**

Party	Total candidates analysed	Candidates with pending criminal cases	Percent of candidates with pending criminal cases	Number of candidates with pending serious criminal cases	Percent of candidates with pending serious criminal cases
INC	25	10	40%	1	4%
SHS	22	15	68%	5	23%
BJP	25	13	52%	6	24%
NCP	21	9	43%	4	19%
IND	402	43	11%	20	5%
Other Parties	313	56	18%	27	9%
Total	808	146	18%	63	8%

**Figure: Comparison of pending criminal cases and serious pending criminal cases for candidates of main parties from Maharashtra**



## Serious crimes distribution for candidates – Party wise

The table below shows the breakup of serious IPC sections for candidates of major parties. Serious crimes have been distributed in categories of violent crimes, theft related crimes, and finance related crimes and other serious crimes.

**Table: Serious IPC section break up for candidates of major parties**

IPC/Party	IPC Description	INC	SHS	BJP	NCP	Total for major parties
<b>VIOLENT CRIMES</b>						
302 304	Murder	0	0	0	1	1
307	Attempt to murder	0	1	0	0	1
324 325 326	Voluntarily causing hurt by dangerous weapons or means	0	3	2	3	8
343	Wrongful confinement for three or more days	0	1	0	0	1
363 364 364A 365	kidnapping	0	0	1	1	2
<b>Total Violent Crimes</b>		0	5	3	5	13
<b>ROBBERY, EXTORTION, THEFT, CHEATING ETC</b>						
379 380	theft	0	0	1	0	1
392, 395	robbery, dacoity	0	0	1	0	1
411 412 415 417 418 419 420	Cheating and dishonesty , stolen property	0	0	1	5	6
<b>Total Theft related crimes</b>		0	0	3	5	8
<b>FINANCIAL FRAUD ETC</b>						
465 467 468 469 471	forgery	0	0	3	0	3
<b>Total Financial crimes</b>		0	0	3	0	3
<b>OTHER SERIOUS CRIMES</b>						
123	Concealing with intent to facilitate design to wage war	0	0	1	0	1
171B	Bribery	2	1	0	0	3
171H	Illegal payments in connection with an election	0	0	1	0	1
171I	Failure to Keep Election Expense Account	0	0	1	0	1
295	Injuring or defiling place of worship with intent to insult the religion of any class	0	1	0	0	1
<b>Total Other Serious crimes</b>		2	2	3	0	7
<b>Total for major parties</b>		<b>2</b>	<b>7</b>	<b>12</b>	<b>10</b>	<b>31</b>

## Party wise comparison of pending criminal cases on candidates in Lok Sabha 2004 & Lok Sabha 2009

A comparison between 2009 & 2004 Lok Sabha elections of candidates from four major parties and with pending criminal cases shows an interesting trend. For all 4 parties- INC, SHS, BJP & NCP the number of candidates with pending criminal cases has increased in 2009 elections as compared to 2004 elections.

**Table: Comparison Lok Sabha 2004 vs. Lok Sabha 2009**

Party	Lok Sabha 2004			Lok Sabha 2009		
	Number of candidates analysed	Candidates with pending criminal cases	% of candidates with pending criminal cases	Number of candidates analysed	Candidates with pending criminal cases	% of candidates with pending criminal cases
INC	25	9	36%	25	10	40%
SHS	21	13	62%	22	15	68%
BJP	26	8	31%	25	13	52%
NCP	18	8	44%	21	9	43%
Total candidates of 4 major political parties	90	38	42%	93	47	51%



## Details for candidates based on pending criminal cases

The table below lists 20 candidates with most serious pending criminal cases. 2 out of these 20 candidates won.

**Table: Top 20 Candidates with serious pending criminal cases.**

S No	Name	Constituency	Party	Seri-ous IPC Counts	Total Cases	Details of Serious IPC Counts.	Won/ Lost
1	ANIL ANNA GOTE	Dhule	LKS-GM	13	12	1 charge related to dacoity.	Lost
2	JAYESH C. MIRANI	Mumbai North East	IND	9	7	1 charge related to cheating	Lost
3	PARKAR SHIRISH LAXMAN	Mumbai North	MNS	9	5	6 charges related to voluntarily causing hurt by dangerous weapons	Lost
4	VINAYAK SHRIRAM BHISE	Hingoli	KM	8	10	4 charges related to murder and 2 charges related to dacoity.	Lost
5	GAVIT SHARAD KRUSHNRAO	Nandurbar	SP	6	4	1 charge related to cheating.	Lost
6	GAVIT JEEVA PANDU	Dindori	CPM	6	4	1 charge related to dacoity.	Lost
7	UTTAM KASHIRAM INGALE	Raver	IND	6	3	1 charge related to cheating.	Lost
8	BERNARD-SHAW DAVID NADAR	Thane	RP(K)	5	1	1 charge related to cheating.	Lost
9	ABU ASIM AZMI	Mumbai North West	SP	4	7	1 charge related to cheating.	Lost
10	SHISHIR SHINDE	Mumbai North East	MNS	4	7	1 charge related to robbery.	Lost
11	PUROHIT BANWARILAL BHAGWANDAS	Nagpur	BJP	4	4	1 charge related to theft.	Lost
12	PATIL SURESH CHINDHU	Raver	BSP	4	4	1 charge related to cheating.	Lost
13	PROF. DNYANESH WAKUDKAR	Nagpur	IND	4	3	2 charges related to cheating.	Lost
14	RAYATE VIJAY SAKHARAM ( RAYATE SIR)	Nashik	HJP	4	3	2 charges related to cheating.	Lost
15	DR.SANJEEV GANESH NAIK	Thane	NCP	4	2	3 charges related o cheating.	Won

S No	Name	Constituency	Party	Seri-ous IPC Counts	Total Cases	Details of Serious IPC Counts.	Won/ Lost
16	RAUT RAMESH-CHANDRA	Nagpur	PRP	4	1	4 charges related to making or selling instrument and abetting counterfeiting of India coin	Lost
17	ADVOCATE FIROZ AHMED ANSARI	Mumbai South	IND	4	1	1 charge related to cheating.	Lost
18	NIHAL AHMED MOLVI. MO-HAMMED US-MAN	Dhule	JD(S)	3	34	1 charge related to injuring or defiling place of worship	Lost
19	KIRIT SOMAIYA	Mumbai North East	BJP	3	8	1 charge related to dacoity	Lost
20	PATIL PADAM-SINHA BAJIRAO	Osmanabad	NCP	3	7	1 charge related to cheating.	Won

## Pending criminal cases- analysis for MPs

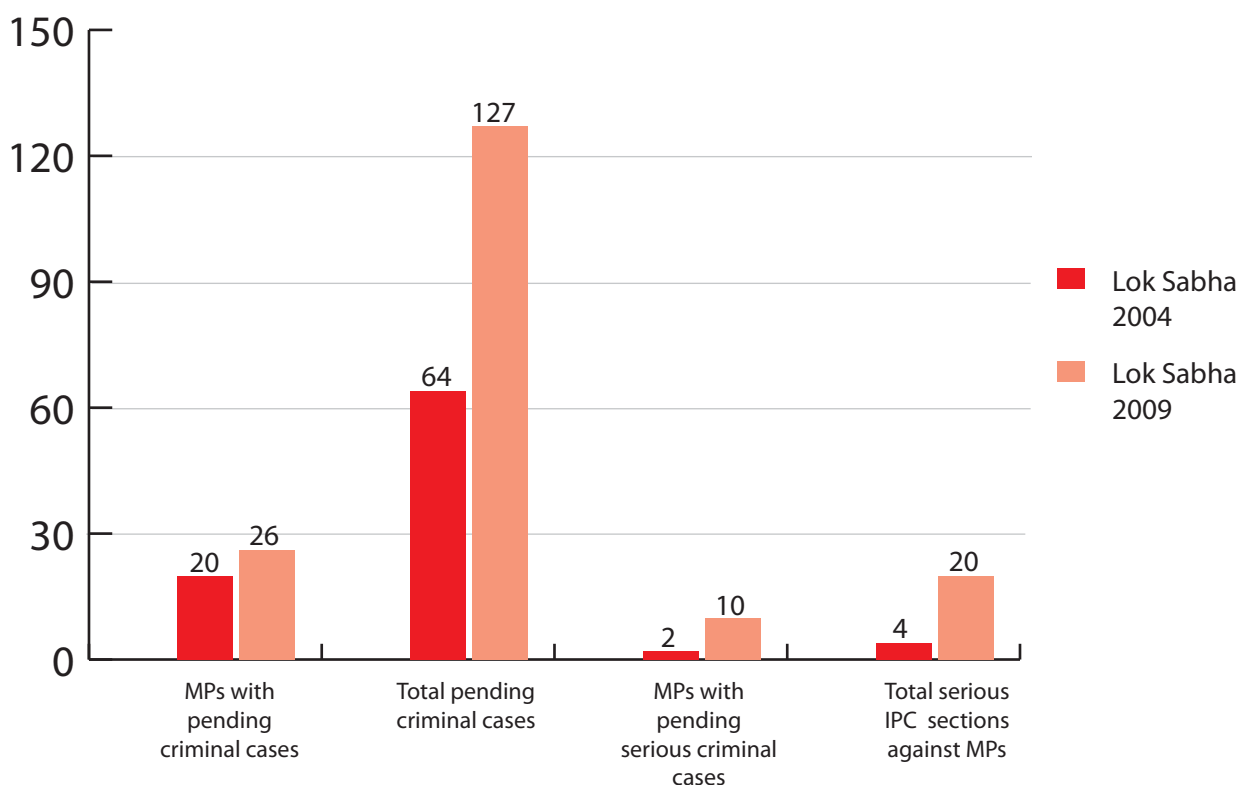
Out of 48 MPs from Maharashtra in Lok Sabha 2009, 26 MPs have pending criminal cases against them. Out of these 26 MPs, there are pending serious criminal cases against 10 MPs. Contrasting this with Lok Sabha 2004, only 2 MPs had serious pending criminal cases.

Given below is a current analysis for MPs with pending criminal charges elected from Maharashtra. The presence of MPs with pending criminal cases from Maharashtra in Lok Sabha has increased by 30%.

**Table: Comparison Lok Sabha 2004 & 2009- MPs with pending criminal cases**

	Lok Sabha 2004	Lok Sabha 2009	In-crease	% increase
MPs with pending criminal cases	20	26	6	30%
Total Pending criminal cases	64	127	63	98%
MPs with pending serious criminal cases	2	10	8	400%
Total serious IPC sections against MPs	4	20	16	400%

**Figure: Comparison Lok Sabha 2004 & Lok Sabha 2009- MPs with pending criminal cases**



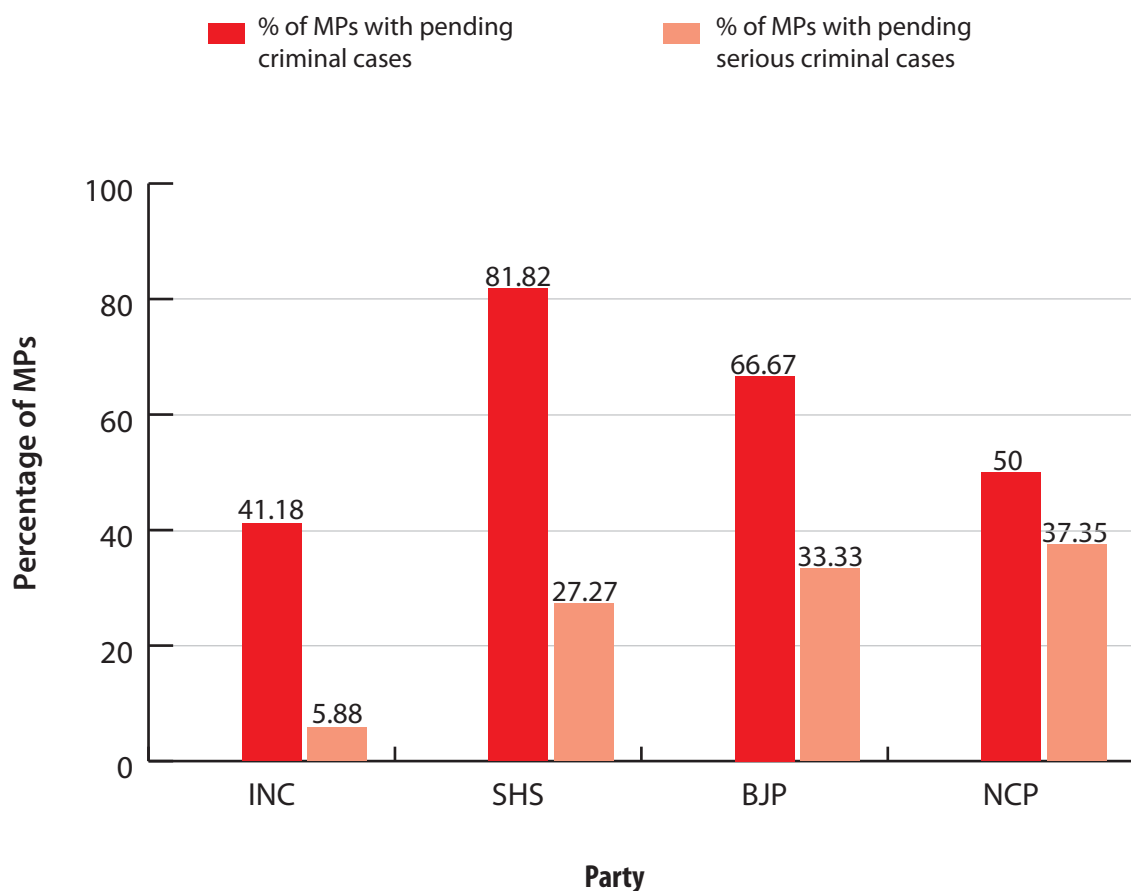
## Party wise break up for MPs with pending criminal cases

Out of total 26 MPs with pending criminal cases 9 are of SHS, 7 of INC, 6 of BJP and 4 of NCP. The comparison between total candidates and MPs is given below.

**Table: MPs with pending criminal cases- party wise**

Party	Total candidates analysed	Total MPs	MPs with pending criminal cases	% of MPs with pending criminal cases	MPs with pending serious criminal cases	% of MPs with pending serious criminal cases
INC	25	17	7	41.18%	1	5.88%
SHS	22	11	9	81.82%	3	27.27%
BJP	25	9	6	66.67%	3	33.33%
NCP	21	8	4	50.00%	3	37.50%

**Figure: % MPs with pending criminal cases- party wise**



## Party wise comparison of pending criminal cases on MPs in Lok Sabha 2004 & Lok Sabha 2009

The number of MPs with pending criminal cases has increased for INC, SHS and BJP in Lok Sabha 2009 as compared to Lok Sabha 2004.

**Table: Comparison - Lok Sabha 2004 vs. 2009- MPs with pending criminal cases - party wise**

Party	Lok Sabha 2004			Lok Sabha 2009		
	Number of MPs	Number of MPs with Pending criminal cases	% of MPs with pending criminal cases	Number of MPs	Number of MPs with Pending criminal cases	% of MPs with pending criminal cases
INC	13	4	31%	17	7	41%
SHS	12	8	67%	11	9	82%
BJP	13	3	23%	9	6	67%
NCP	9	5	56%	8	4	50%

## Party wise break up for MPs with serious pending criminal cases

There are several cases of violent crimes like murder, attempt to murder, theft, extortion, robbery etc pending against MPs from Maharashtra. The chart below gives summary of all serious violent offences related to murder, kidnapping, extortion, theft, robbery and dacoity. As can be seen MPs of NCP have 9 pending serious criminal IPC counts against them as compared to 5 of SHS, 4 of BJP and 2 of INC.

**Table: Serious IPC section break up for MPs of major parties**

IPC/Party	IPC Description	INC	SHS	BJP	NCP	Total
<b>Violent Crimes</b>						
302 304	Murder	0	0	0	1	1
307	Attempt to murder	0	1		0	1
324 325 326	Voluntarily causing hurt by dangerous weapons or means	0	1	2	2	5
343	Wrongful confinement for three or more days	0	1	0	0	1
363 364 364A 365	kidnapping	0	0	1	1	2
<b>Total Violent Crimes</b>		<b>0</b>	<b>3</b>	<b>3</b>	<b>4</b>	<b>10</b>
<b>Robbery, extortion, theft etc</b>						
411 412 415 417 418 419 420	Cheating and dishonesty , stolen property	0	0	0	5	5
<b>Total Theft related crimes</b>		<b>0</b>	<b>0</b>	<b>0</b>	<b>5</b>	<b>5</b>

IPC/Party	IPC Description	INC	SHS	BJP	NCP	Total
<b>Financial Fraud etc</b>						
<b>Total Financial crimes</b>		<b>0</b>	<b>0</b>	<b>0</b>	<b>0</b>	<b>0</b>
<b>Other serious crimes</b>						
123	Concealing with intent to facilitate design to wage war	0	0	1	0	1
171B	Bribery	2	1	0	0	3
295	Injuring or defiling place of worship with intent to insult the religion of any class	0	1	0	0	1
<b>Total Other Serious crimes</b>		<b>2</b>	<b>2</b>	<b>1</b>	<b>0</b>	<b>5</b>
<b>Total</b>		<b>2</b>	<b>5</b>	<b>4</b>	<b>9</b>	<b>20</b>

## Tainted constituency analysis

There were 27 tainted constituencies where at least one tainted candidate (candidate having pending criminal cases) given ticket by a party contested. For the analysis given below only party candidates and candidates having serious criminal cases pending against them were considered.

In constituencies with fewer candidates with pending criminal cases, voters have chosen clean MPs. But as the number of candidates with pending criminal cases increases, voters have limited choice and had to choose candidates with pending criminal cases.

In case of just a single tainted candidate, the voters chose clean MPs 47% of the time but all constituencies with 3 or more tainted candidates had tainted MPs.

**Table: Tainted constituency analysis for Maharashtra**

Number of candidates with pending Criminal Cases	Total no of such constituencies	Clean MPs (zero cases) in such constituencies	Tainted MPs in such constituencies	% of clean MPs in such constituencies	% of tainted MPs in such constituencies
1	15	7	8	47%	53%
2	9	3	6	33%	67%
3 or more	3	0	3	0%	100%

## Top 10 MPs with most serious pending criminal cases

Given below is a list of MPs from Maharashtra who have the most serious pending criminal cases against them

**Table: List of MPs with most serious pending criminal cases**

S No	Name	Party	Constituency	Cases Total	Serious IPC Counts	Details of Serious IPC Counts.
1	DR.SANJEEV G ANESH NAIK	NCP	Thane	2	4	3 charges related to cheating
2	PATIL PADAMS INHA BAJIRAO	NCP	Osmanabad	7	3	1 charge related to cheating
3	MUNDE GOPINATH-RAO PANDURANG	BJP	Beed	4	2	1 charge related to kidnapping
4	SUBHASH BAPURAO WANKHEDE	SHS	Hingoli	4	2	1 charge of bribery and 1 charge of injuring or defiling place of worship
5	KHATGAONK PATIL BHASKARRAO BAPURAO	INC	Nanded	4	2	2 charges of bribery
6	BHONSLE SHRIM-ANT CHH. UDYAN-RAJE PRATAPSIH	NCP	Satara	14	2	1 Murder related and 1 kidnapping related charge
7	ADHALRAO SHIVAJI DATTATRAY	SHS	Shirur	4	2	1 charge related to murder
8	GANDHI DILIPKUMAR MANSUKHLAL	BJP	Ahmednagar	1	1	1 charge of Concealing with intent to facilitate design to wage war
9	CHANDRAKANT KHAIRE	SHS	Aurangabad	16	1	1 charge of wrongful confinement
10	DANVE RAOSAHEB DADARAO	BJP	Jalna	3	1	1 charge of voluntarily causing grievous hurt.



# Analysis based on assets

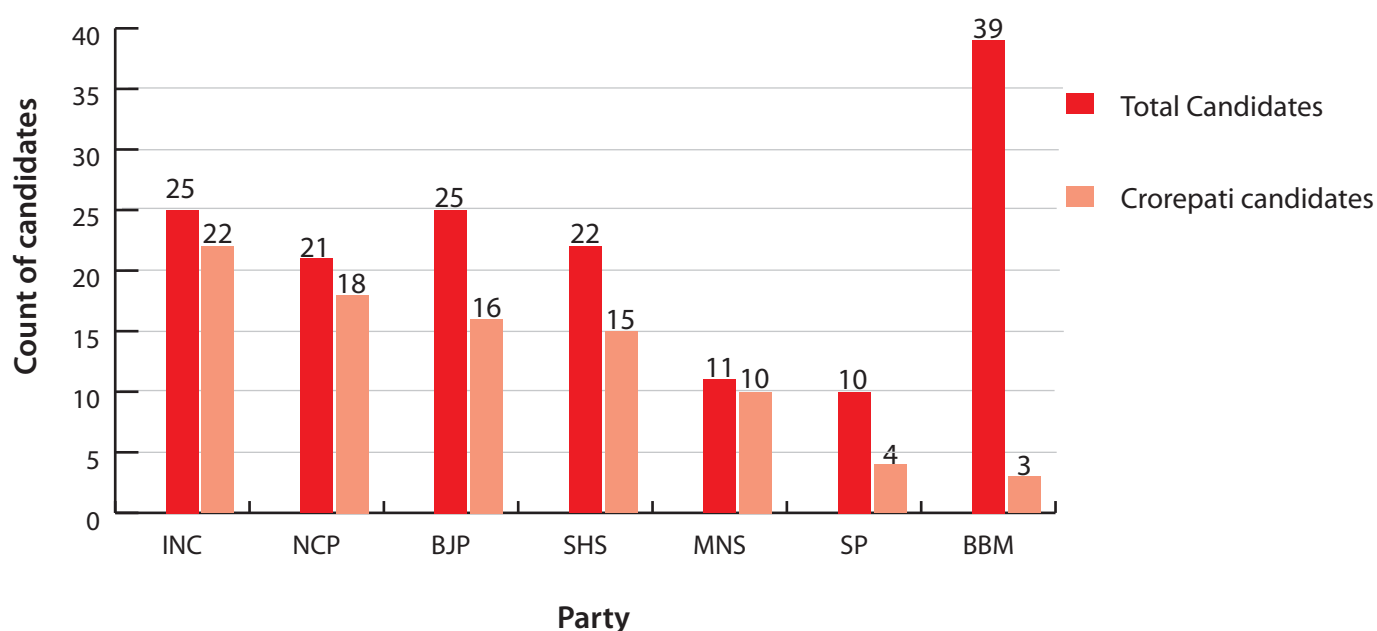
## Analysis based on assets – for candidates

Out of affidavits analyzed for 808 candidates who contested in Lok Sabha 2009 elections, 138 were crorepatis. 88% of candidates of INC were crorepatis and more that 86% of NCP's candidates were crorepatis.

**Table: Crorepati candidates- party wise break up**

Party	Total candidates analysed	Crorepati candidates	Percent
INC	25	22	88%
NCP	21	18	86%
BJP	25	16	64%
SHS	22	15	68%
MNS	11	10	91%
SP	10	4	40%
BBM	39	3	8%
PRPI	2	2	100%
IND	402	24	6%
Other Parties	251	24	10%
Total	808	138	17%

**Figure: Crorepati candidates from major parties**



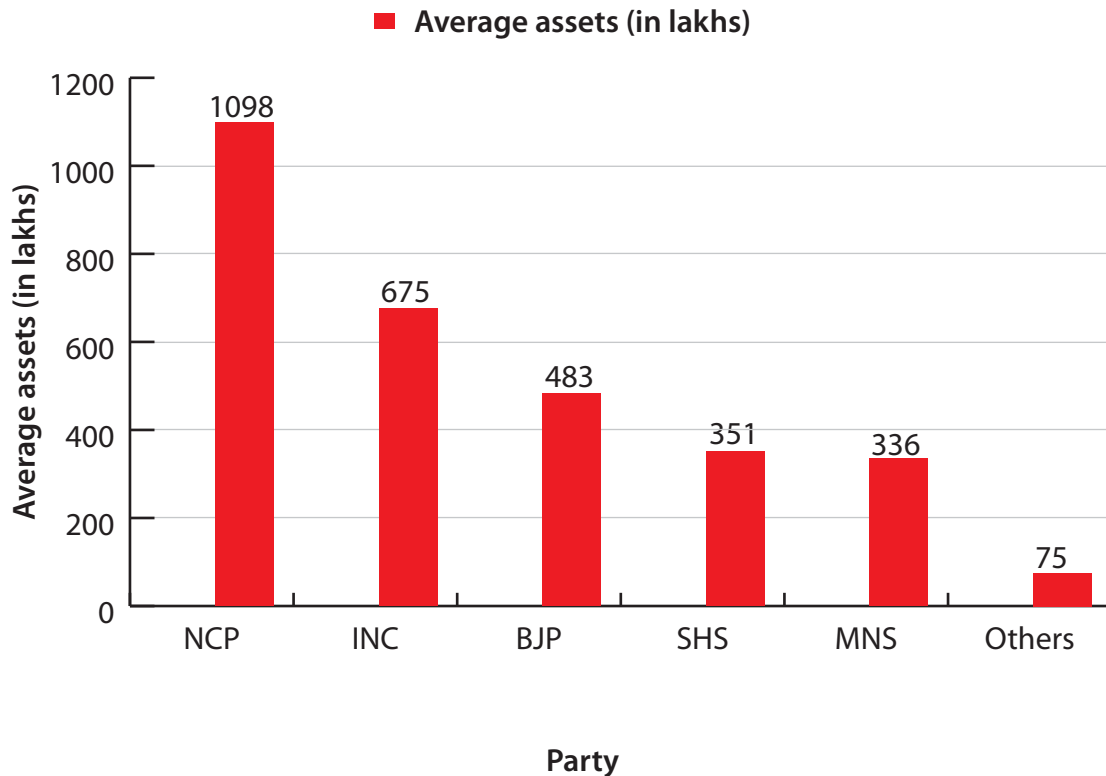
## Average assets for Candidates – Party wise

Candidates of NCP had average assets in excess of 10 crores and those of INC had assets in excess of 6 crores. Candidates of major parties had substantially more assets than those of other parties. Detailed list is given below.

**Table: Average assets for candidates party wise**

Party	Average Assets	Total Candidates analyzed
NCP	Rs 10,98,92,837 ~ 10 Cror+	21
INC	Rs 6,75,81,866 ~ 6 Cror+	25
BJP	Rs 4,83,67,044 ~ 4 Cror+	25
SHS	Rs 3,51,07,604 ~ 3 Cror+	22
MNS	Rs 3,36,36,429 ~ 3 Cror+	11
Others	Rs 75,35,523 ~ 75 Lacs+	704

**Figure: Average assets ( in lakhs) for candidates of major parties**



## Top 20 crorepati candidates

Given below is the list of top 20 crorepati candidates who contested Lok Sabha 2009 elections from Maharashtra. 5 of these 20 candidates won.

**Table: Top 20 Crorepati Candidates in Maharashtra**

Sl.	Name	Constitu- ency	Party	Age	Movable Assets (Rs)	Immovable Assets (Rs)	Total Assets (Rs)	PAN given	Won/ Lost
1	ABU ASIM AZMI	Mumbai North West	SP	53	1,02,44,49, 679	22,29,39,312	1,24,73,88,991 124 Cror+	N	Lost
2	PATEL PRAFUL MANOHARBHAI	Bhandara- Gondiya	NCP	52	15,20,54,970	68,55,94,361	83,76,49,331 83 Cror+	Y	Won
3	SUPRIYA SULE	Baramati	NCP	39	38,78,14,597	11,66,85,976	50,45,00,573 50 Cror+	Y	Won
4	MOHMAD ALI ABUBAKAR SHAIKH	Mumbai South	BSP	48	3,18,15,617	41,32,00,000	44,50,15,617 44 Cror+	Y	Lost
5	DUTT PRIYA SUNIL	Mumbai North Central	INC	43	3,18,81,408	31,76,95,040	34,95,76,448 34 Cror+	Y	Won
6	D S K ALIAS D.S.KULKARNI	Pune	BSP	58	25,60,75,116	4,11,96,726	29,72,71,842 29 Cror+	Y	Lost
7	DATTA MEGHE	Wardha	INC	72	4,62,62,457	24,14,77,047	28,77,39,504 28 Cror+	Y	Won
8	MIRA H. SANYAL	Mumbai South	IND	47	21,72,21,725	6,00,18,998	27,72,40,723 27 Cror+	Y	Lost
9	EBRAHIM SHAIKH	Mumbai North Central	BSP	61	4,18,55,916	21,51,24,399	25,69,80,315 25 Cror+	Y	Lost
10	SAMBHAJI PAWAR	Nanded	BJP	60	5,79,88,287	18,45,78,303	24,25,66,590 24 Cror+	Y	Lost
11	ARUN BHATIA	Pune	PG	66	61,79,000	21,40,00,000	22,01,79,000 22 Cror+	Y	Lost
12	PANSARE AZAM FAKEERBHAI	Maval	NCP	49	6,80,84,035	14,80,64,148	21,61,48,183 21 Cror+	Y	Lost
13	KUDALEPATIL VIVEK ANANT	Baramati	BSP	40	86,25,000	17,88,85,000	18,75,10,000 18 Cror+	N	Lost
14	SHWETA VIVEK PARULKAR	Mumbai South Central	MNS	42	68,31,724	17,90,00,000	18,58,31,724 18 Cror+	Y	Lost
15	SURESH ANANT GAMBHIR	Mumbai South Central	SHS	65	49,83,312	17,54,77,000	18,04,60,312 18 Cror+	Y	Lost
16	DESHMUKH SUBHASH SURESHCHAN- DRA	Madha	BJP	50	12,87,02,337	4,79,92,400	17,66,94,737 17 Cror+	Y	Lost
17	DEORA MILIND MURLI	Mumbai South	INC	33	17,17,98,575	35,74,567	17,53,73,142 17 Cror+	Y	Won
18	VILAS VITHOBA LANDE	Shirur	NCP	47	12,89,74,946	3,93,68,627	16,83,43,573 16 Cror+	N	Lost

Sl.	Name	Constitu- ency	Party	Age	Movable Assets (Rs)	Immovable Assets (Rs)	Total Assets (Rs)	PAN given	Won/ Lost
19	R.R. PATIL	Bhiwandi	SP	67	12,01,22,791	4,74,44,738	16,75,67,529 16 Cror+	N	Lost
20	PURUSHOTTAM BAJIRAO JAD- HAV	Satara	SHS	45	9,00,12,965	6,98,61,675	15,98,74,640 15 Cror+	Y	Lost

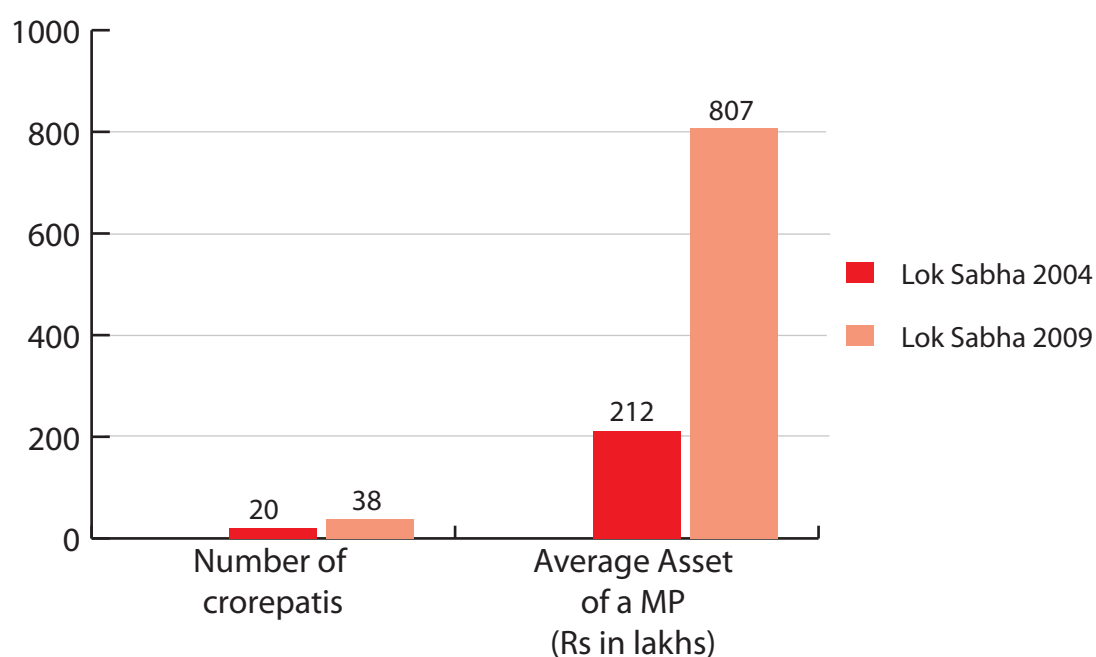
## Analysis based on assets- for MPs

Out of 48 MPs from Maharashtra in Lok Sabha 2009, 38 are crorepatis as compared to 20 crorepati MPs in Lok Sabha 2004. There has been an increase of 90% in number of crorepati MPs from Lok Sabha 2004. The average asset of a MP in Lok Sabha 2004 was Rs 212 lakhs which rose to Rs 807 lakhs in 2009. Between Lok Sabha 2004 & Lok Sabha 2009 there has been an average asset increase of 281% for MPs.

**Table: Comparison Lok Sabha 2004 and 2009 based on assets**

	In Lok Sabha 2004	In Lok Sabha 2009	Increase	% Increase
Number of crorepatis	20	38	18	90%
Average Asset of a MP (Rs in lakhs)	212	807	595	281%

**Figure: Comparison Lok Sabha 2004 and Lok Sabha 2009 based on assets**



## **Chances of winning based on assets**

As can be seen from the table, the higher the assets the more are the chances of winning of a candidate. In the Lok Sabha 2009 elections, 42% of the candidates who declared assets more than 5 crore and above won. On the other hand none of the candidates with assets less than 10 lakh won. The election results seemed to be highly influenced by the money power of the candidates

**Table: Chances of winning based on assets**

value of assets	no of candidates analyzed	no of MPs	% of MPs
Very high (5 cr and above)	45	19	42%
High (50 lakhs to 5 cr)	148	23	16%
Medium (50 lakhs to 10 lakhs)	176	6	3%
Low (less than 10 lakhs)	439	0	0%

## **Crorepati MPs- Party wise break up**

88% of INC and 82% of SHS MPs are crorepatis. 82% of all MPs from Maharashtra are crorepatis.

**Table: Crorepati MPs- Party wise break up**

Party	Total Candi-dates	Total crorepati candidates	Total MPs	Total crorepati MPs	% of crorepati MPs
INC	25	22	17	15	88%
SHS	22	15	11	9	82%
BJP	25	16	9	6	67%
NCP	21	18	8	7	88%
Total of major parties	93	71	45	37	82%

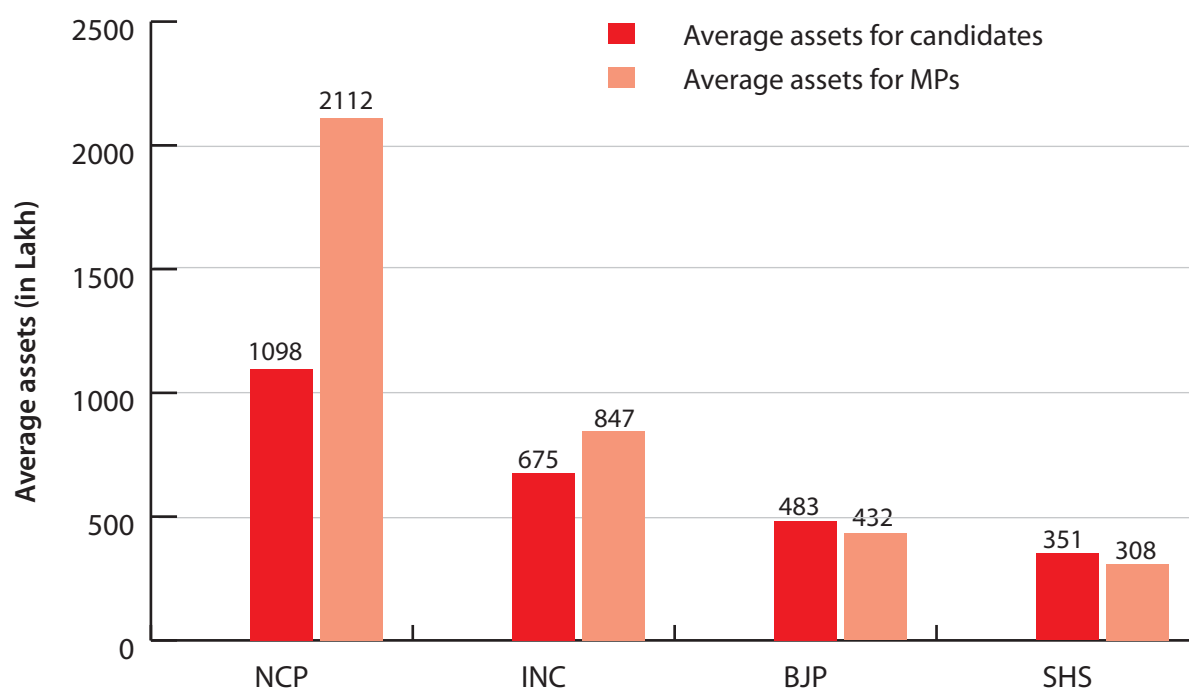
## Average assets per MP for major parties

Average asset for a MP from NCP is Rs 21 crores, for INC Rs 8 crores, for BJP 4 crores followed by 3 crores for SHS.

**Table: Average assets for MPs**

Party	No of candidates analyzed	Average assets for candidates	No of MPs	Average Assets for MPs
NCP	21	Rs 10,98,92,837 ~ 10 Cror+	8	Rs 21,12,15,611 ~ 21 Cror+
INC	25	Rs 6,75,81,866 ~ 6 Cror+	17	Rs 8,47,78,018 ~ 8 Cror+
BJP	25	Rs 4,83,67,044 ~ 4 Cror+	9	Rs 4,32,61,089 ~ 4 Cror+
SHS	22	Rs 3,51,07,604 ~ 3 Cror+	11	Rs 3,08,42,808 ~ 3 Cror+

**Figure: Comparison average assets for candidates & MPs in Lok Sabha 2009**



## Asset comparison for candidates and MPs

Given below are average asset details for MPs, runner up's and all candidates . It is very evident from these figures that more assets translate into greater chances of winning.

**Table: Asset comparison for MPs, runner up's and all candidates**

	MP (position 1)	Runner up (position 2)	position 3	all candidates
average assets (Rs in lakhs)	807	457	196	144

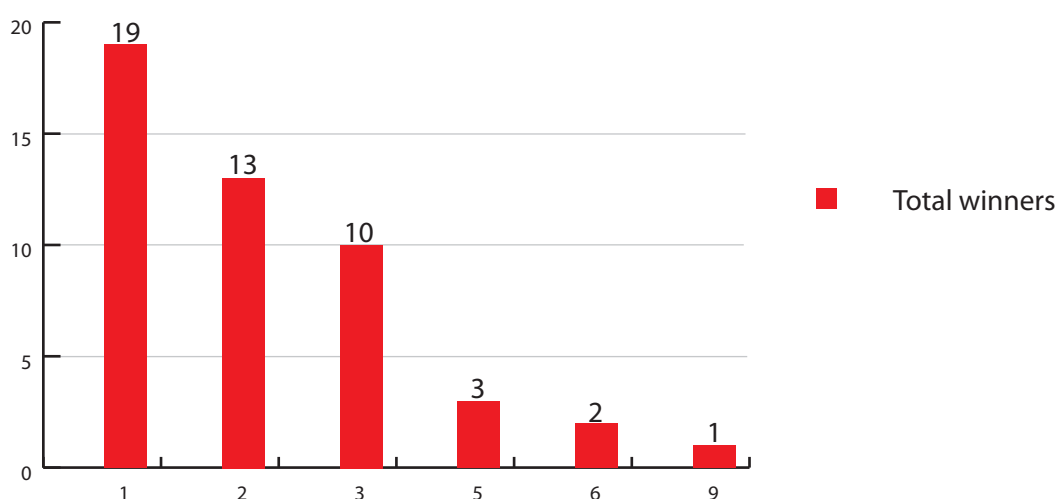
## Asset position in constituency among candidates and chances of winning

The following table gives an analysis of asset position in constituency among candidates (highest asset to lowest asset) and their chances of winning. From 19 or 40% constituencies, candidates with highest declared assets according to their own self sworn affidavits emerged as MPs. From 27% constituencies candidates with second highest declared assets won. The number of MPs kept decreasing according to their position based on assets in the constituency as per their self declared affidavits.

**Table: Position in constituency based on assets and MPs**

Position in constituency based on assets	Total MPs	% of MPs
1	19	40%
2	13	27%
3	10	21%
5	3	6%
6	2	4%
9	1	2%
Grand Total	48	100%

**Figure: Asset position in constituency among candidates and MPs**





## Crorepati MPs – PAN not given

2 crorepati MPs from Maharashtra have not declared their PAN details even though their declarations are part of the affidavit. Their names are given below-

**Table: Crorepati MPs PAN not given**

Name	Constituency	Party	Movable Assets (Rs)	Immovable Assets (Rs)	Total Assets (Rs)	PAN Given
TAWARE SURESH KASHINATH	Bhiwandi	INC	24,92,054	10,65,47,898	10,90,39,952 10 Cror+	N
ADV. DUDH- GAONKAR GANESHRao NAGORAO	Parbhani	SHS	32,39,563	2,48,72,157	2,81,11,720 2 Cror+	N

## Details of top 20 MPs based on maximum assets

The table given below is a list of MPs with top 20 highest assets.

S. No.	Name	Constituency	Party	Age	Movable Assets (Rs)	Immovable Assets (Rs)	Total Assets (Rs)	PAN Given
1	PATEL PRAFUL MANOHARBHAI	Bhandara-Gondiya	NCP	52	15,20,54,970	68,55,94,361	83,76,49,331 83 Cror+	Y
2	SUPRIYA SULE	Baramati	NCP	39	38,78,14,597	11,66,85,976	50,45,00,573 50 Cror+	Y
3	DUTT PRIYA SUNIL	Mumbai North Central	INC	43	3,18,81,408	31,76,95,040	34,95,76,448 34 Cror+	Y
4	DATTA MEGHE	Wardha	INC	72	4,62,62,457	24,14,77,047	28,77,39,504 28 Cror+	Y
5	DEORA MILIND MURLI	Mumbai South	INC	33	17,17,98,575	35,74,567	17,53,73,142 17 Cror+	Y
6	SONAWANE PRATAP NARAYANRAO	Dhule	BJP	60	6,42,53,730	7,79,03,299	14,21,57,029 14 Cror+	Y
7	KALMADI SURESH	Pune	INC	64	9,65,35,351	3,16,30,273	12,81,65,624 12 Cror+	Y
8	ADHALRAO SHIVAJI DATTA-TRAY	Shirur	SHS	52	2,18,24,382	10,52,88,752	12,71,13,134 12 Cror+	Y
9	TAWARE SURESH KASHINATH	Bhiwandi	INC	51	24,92,054	10,65,47,898	10,90,39,952 10 Cror+	N
10	A.T. NANA PATIL	Jalgaon	BJP	47	25,43,107	10,12,96,500	10,38,39,607 10 Cror+	Y
11	PAWAR SHAR-ADCHANDRA GOVINDRAO	Madha	NCP	68	5,15,24,248	3,57,14,186	8,72,38,434 8 Cror+	Y
12	SHINDE SUSHIL-KUMAR SAMB-HAJIRAO	Solapur	INC	68	3,34,93,748	5,25,48,351	8,60,42,099 8 Cror+	Y
13	BHONSLE SHRIMANT CHH. UDYANRAJE PRATAPSIKH	Satara	NCP	43	2,16,72,215	6,14,13,085	8,30,85,300 8 Cror+	Y
14	PATIL PADAM-SINHA BAJIRAO	Osmanabad	NCP	68	2,42,00,518	5,16,51,846	7,58,52,364 7 Cror+	Y

S. No.	Name	Constituency	Party	Age	Movable Assets (Rs)	Immovable Assets (Rs)	Total Assets (Rs)	PAN Given
15	BABAR GAJAN-AN DHARMSHI	Maval	SHS	66	95,31,434	5,83,00,000	6,78,31,434 6 Cror+	Y
16	SAMEER BHU-JBAL	Nashik	NCP	35	2,00,41,103	4,66,18,936	6,66,60,039 6 Cror+	Y
17	AD.KAMAT GURUDAS VAS-ANT	Mumbai North West	INC	54	3,79,50,275	2,59,76,688	6,39,26,963 6 Cror+	Y
18	KHATGA-ONK PATIL BHASKARRAO BAPURAO	Nanded	INC	65	3,27,15,000	2,97,01,000	6,24,16,000 6 Cror+	Y
19	MUNDE GOPI-NATHRAO PANDURANG	Beed	BJP	59	2,47,28,555	3,75,22,048	6,22,50,603 6 Cror+	Y
20	GAVIT MAN- IKRAO HODLYA	Nandurbar	INC	75	57,70,746	3,52,94,007	4,10,64,753 4 Cror+	Y

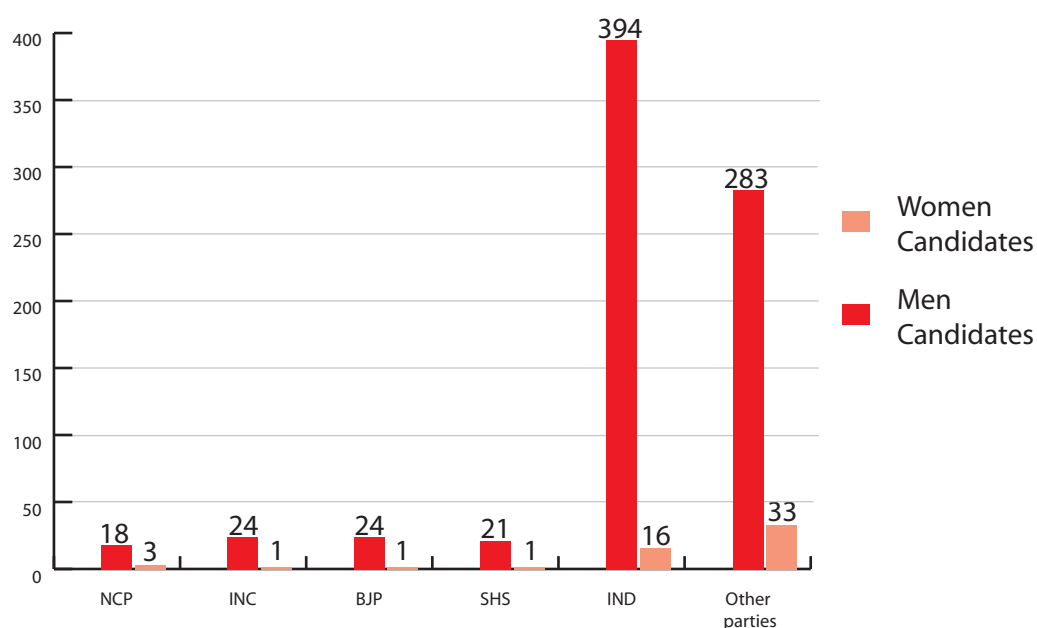
# Female representation in Lok Sabha 2009 elections

Out of 819 candidates , only 55 or 7% women contested Lok Sabha elections from Maharashtra. Out of these 55 only 3 emerged as MPs. The party wise break up for female candidates and MPs vis a vis male candidates and MPs is as below-

**Table: Party wise female representation analysis**

	NCP	INC	BJP	SHS	IND	Other parties	Total
<b>Women</b>							
Candidates	3	1	1	1	16	33	55
MPs	1	1	0	1	0	0	3
% Women candidates	14%	4%	4%	5%	4%	10%	7%
% Women MPs	13%	6%	0%	9%	0%	0%	6%
<b>Men</b>							
Candidates	18	24	24	21	394	283	764
MPs	7	16	9	10	1	2	45
% Men candidates	86%	96%	96%	95%	96%	90%	93%
% Men MPs	88%	94%	100%	91%	100%	100%	94%
<b>Total</b>							
Candidates	21	25	25	22	410	316	819
MPs	8	17	9	11	1	2	48

**Figure: Candidate distribution based on gender**



# Full Asset and pending criminal cases details

## Assets for all MPs from Maharashtra in Lok Sabha 2009

S. No.	Name	Constituency	Party	Age	Total Assets (Rs)	Movable Assets (Rs)	Immovable Assets (Rs)	Liabilities (Rs.)	PAN Given
1	GANDHI DILIP-KUMAR MAN-SUKHLAL	Ahmednagar	BJP	59	1,30,53,391 1 Cror+	1,07,10,251 1 Cror+	23,43,140 23 Lacs+	9,55,351 9 Lacs+	Y
2	DHOTRE SANJAY SHAMRAO	Akola	BJP	50	1,93,35,144 1 Cror+	20,92,144 20 Lacs+	1,72,43,000 1 Cror+	22,21,980 22 Lacs+	Y
3	ADSUL ANAN-DRAO VITHOBA	Amravati	SHS	61	1,77,08,418 1 Cror+	44,44,123 44 Lacs+	1,32,64,295 1 Cror+	0.00	Y
4	CHANDRAKANT KHAIRE	Aurangabad	SHS	57	1,41,51,539 1 Cror+	25,24,339 25 Lacs+	1,16,27,200 1 Cror+	14,72,122 14 Lacs+	Y
5	SUPRIYA SULE	Baramati	NCP	39	50,45,00,573 50 Cror+	38,78,14,597 38 Cror+	11,66,85,976 11 Cror+	0.00	Y
6	MUNDE GOPI-NATHRAO PAN-DURANG	Beed	BJP	59	6,22,50,603 6 Cror+	2,47,28,555 2 Cror+	3,75,22,048 3 Cror+	4,50,90,238 4 Cror+	Y
7	PATEL PRAFUL MANOHARBHAI	Bhandara-Gondiya	NCP	52	83,76,49,331 83 Cror+	15,20,54,970 15 Cror+	68,55,94,361 68 Cror+	21,07,58,853 21 Cror+	Y
8	TAWARE SURESH KASHINATH	Bhiwandi	INC	51	10,90,39,952 10 Cror+	24,92,054 24 Lacs+	10,65,47,898 10 Cror+	12,50,000 12 Lacs+	N
9	JADHAV PRATAPRAO GANPATRAO	Buldhana	SHS	49	1,20,52,820 1 Cror+	42,02,820 42 Lacs+	78,50,000 78 Lacs+	45,41,550 45 Lacs+	Y
10	AHIR HANSARAJ GANGARAM	Chandrapur	BJP	54	80,84,050 80 Lacs+	29,85,550 29 Lacs+	50,98,500 50 Lacs+	2,62,243 2 Lacs+	Y
11	SONAWANE PRATAP NARAYANRAO	Dhule	BJP	60	14,21,57,029 14 Cror+	6,42,53,730 6 Cror+	7,79,03,299 7 Cror+	65,81,693 65 Lacs+	Y

S. No.	Name	Constituency	Party	Age	Total Assets (Rs)	Movable Assets (Rs)	Immovable Assets (Rs)	Liabilities (Rs.)	PAN Given
12	CHAVAN HARISH-CHANDRA DEORAM	Dindori	BJP	57	85,15,581 85 Lacs+	42,05,581 42 Lacs+	43,10,000 43 Lacs+	15,20,114 15 Lacs+	Y
13	KOWASE MA-ROTRAO SAINUJI	Gadchiroli-Chimur	INC	59	1,07,76,756 1 Cror+	9,03,837 9 Lacs+	98,72,919 98 Lacs+	5,00,000 5 Lacs+	Y
14	SHETTI RAJU ALIAS DEVAPPA ANNA	Hatkanangle	SWP	41	22,53,785 22 Lacs+	14,73,785 14 Lacs+	7,80,000 7 Lacs+	1,04,341 1 Lacs+	Y
15	SUBHASH BAPURAO WANKHEDE	Hingoli	SHS	46	34,88,000 34 Lacs+	12,90,000 12 Lacs+	21,98,000 21 Lacs+	4,84,000 4 Lacs+	Y
16	A.T. NANA PATIL	Jalgaon	BJP	47	10,38,39,607 10 Cror+	25,43,107 25 Lacs+	10,12,96,500 10 Cror+	92,00,000 92 Lacs+	Y
17	DANVE RAOSA-HEB DADARAO	Jalna	BJP	56	2,42,71,518 2 Cror+	29,70,018 29 Lacs+	2,13,01,500 2 Cror+	5,30,771 5 Lacs+	Y
18	ANAND PRAKASH PARANJAPE	Kalyan	SHS	36	1,19,98,220 1 Cror+	61,88,220 61 Lacs+	58,10,000 58 Lacs+	38,71,225 38 Lacs+	Y
19	SADASHIVRAO MANDLIK DADOBA	Kolhapur	IND	74	1,15,52,012 1 Cror+	30,93,842 30 Lacs+	84,58,170 84 Lacs+	0.00	Y
20	AAWALE JAY-WANT GANGARAM	Latur	INC	68	3,04,85,766 3 Cror+	35,62,298 35 Lacs+	2,69,23,468 2 Cror+	0.00	Y
21	PAWAR SHARAD-CHANDRA GOV-INDRAO	Madha	NCP	68	8,72,38,434 8 Cror+	5,15,24,248 5 Cror+	3,57,14,186 3 Cror+	0.00	Y
22	BABAR GAJANAN DHARMSHI	Maval	SHS	66	6,78,31,434 6 Cror+	95,31,434 95 Lacs+	5,83,00,000 5 Cror+	0.00	Y

S. No.	Name	Constituency	Party	Age	Total Assets (Rs)	Movable Assets (Rs)	Immovable Assets (Rs)	Liabilities (Rs.)	PAN Given
23	SANJAY BRIJK-ISHORLAL NIRU-PAM	Mumbai North	INC	44	2,24,17,801 2 Cror+	60,59,801 60 Lacs+	1,63,58,000 1 Cror+	37,27,000 37 Lacs+	Y
24	DUTT PRIYA SUNIL	Mumbai North Central	INC	43	34,95,76,448 34 Cror+	3,18,81,408 3 Cror+	31,76,95,040 31 Cror+	1,47,511 1 Lacs+	Y
25	SANJAY DINA PATIL	Mumbai North East	NCP	40	43,23,503 43 Lacs+	34,23,503 34 Lacs+	9,00,000 9 Lacs+	0.00	Y
26	AD.KAMAT GURU-DAS VASANT	Mumbai North West	INC	54	6,39,26,963 6 Cror+	3,79,50,275 3 Cror+	2,59,76,688 2 Cror+	0.00	Y
27	DEORA MILIND MURLI	Mumbai South	INC	33	17,53,73,142 17 Cror+	17,17,98,575 17 Cror+	35,74,567 35 Lacs+	0.00	Y
28	EKNATH M.GAIKWAD	Mumbai South Central	INC	69	30,88,408 30 Lacs+	14,92,420 14 Lacs+	15,95,988 15 Lacs+	0.00	Y
29	MUTTEMWAR VILASRAO BABURAOJI	Nagpur	INC	60	1,53,02,294 1 Cror+	43,77,294 43 Lacs+	1,09,25,000 1 Cror+	27,56,726 27 Lacs+	Y
30	KHATGAONK PA-TIL BHASKARRAO BAPURAO	Nanded	INC	65	6,24,16,000 6 Cror+	3,27,15,000 3 Cror+	2,97,01,000 2 Cror+	2,60,000 2 Lacs+	Y
31	GAVIT MANIKRAO HODLYA	Nandurbar	INC	75	4,10,64,753 4 Cror+	57,70,746 57 Lacs+	3,52,94,007 3 Cror+	0.00	Y
32	SAMEER BHUJBAL	Nashik	NCP	35	6,66,60,039 6 Cror+	2,00,41,103 2 Cror+	4,66,18,936 4 Cror+	0.00	Y
33	PATIL PADAMSIN-HA BAJIRAO	Osmanabad	NCP	68	7,58,52,364 7 Cror+	2,42,00,518 2 Cror+	5,16,51,846 5 Cror+	0.00	Y
34	JADHAV BALIRAM SUKUR	Palghar	BVA	55	24,79,053 24 Lacs+	15,69,053 15 Lacs+	9,10,000 9 Lacs+	0.00	N

S. No.	Name	Constituency	Party	Age	Total Assets (Rs)	Movable Assets (Rs)	Immovable Assets (Rs)	Liabilities (Rs.)	PAN Given
35	ADV. DUDH-GAONKAR GANE-SHRAO NAGORAO	Parbhani	SHS	64	2,81,11,720 2 Cror+	32,39,563 32 Lacs+	2,48,72,157 2 Cror+	0.00	N
36	KALMADI SURESH	Pune	INC	64	12,81,65,624 12 Cror+	9,65,35,351 9 Cror+	3,16,30,273 3 Cror+	0.00	Y
37	ANANT GEETE	Raigad	SHS	58	85,55,617 85 Lacs+	35,55,617 35 Lacs+	50,00,000 50 Lacs+	0.00	Y
38	WASNIK MUKUL BALKRISHNA	Ramtek	INC	49	31,11,932 31 Lacs+	8,00,860 8 Lacs+	23,11,072 23 Lacs+	0.00	Y
39	DR.NILESH NARAYAN RANE	Ratnagiri Sindhudurg	INC	28	3,05,61,862 3 Cror+	2,82,26,842 2 Cror+	23,35,020 23 Lacs+	0.00	Y
40	HARIBHAU MAD-HAV JAWALE	Raver	BJP	55	78,42,881 78 Lacs+	24,98,381 24 Lacs+	53,44,500 53 Lacs+	6,29,917 6 Lacs+	Y
41	PRATIK PRAKASH-BAPU PATIL	Sangli	INC	36	2,21,37,000 2 Cror+	1,46,98,000 1 Cror+	74,39,000 74 Lacs+	13,58,000 13 Lacs+	Y
42	BHONSLE SHRIM-ANT CHH. UDYAN-RAJE PRATAPSIH	Satara	NCP	43	8,30,85,300 8 Cror+	2,16,72,215 2 Cror+	6,14,13,085 6 Cror+	18,00,000 18 Lacs+	Y
43	WAKCHOURE BHAUSAHEB RAJARAM	Shirdi	SHS	59	1,78,60,515 1 Cror+	93,38,327 93 Lacs+	85,22,188 85 Lacs+	24,27,069 24 Lacs+	Y
44	ADHALRAO SHIVAJI DATTATRAY	Shirur	SHS	52	12,71,13,134 12 Cror+	2,18,24,382 2 Cror+	10,52,88,752 10 Cror+	16,221,275 1 Cror+	Y
45	SHINDE SUSHIL-KUMAR SAMBHA-JIRAO	Solapur	INC	68	8,60,42,099 8 Cror+	3,34,93,748 3 Cror+	5,25,48,351 5 Cror+	37,00,000 37 Lacs+	Y
46	DR.SANJEEV GANESH NAIK	Thane	NCP	37	3,04,15,344 3 Cror+	1,68,85,344 1 Cror+	1,35,30,000 1 Cror+	0.00	Y



S. No.	Name	Constituency	Party	Age	Total Assets (Rs)	Movable Assets (Rs)	Immovable Assets (Rs)	Liabilities (Rs.)	PAN Given
47	DATTA MEGHE	Wardha	INC	72	28,77,39,504 28 Cror+	4,62,62,457 4 Cror+	24,14,77,047 24 Cror+	7,00,08,871 7 Cror+	Y
48	BHAVANA GAWA-LI (PATIL)	Yavatmal-Washim	SHS	36	3,03,99,471 3 Cror+	39,79,471 39 Lacs+	2,64,20,000 2 Cror+	24,30,911 24 Lacs+	Y

# Full details of pending criminal cases on MPs from Maharashtra

S. No.	Name	State/ Dist	Constitu-ency	Par-ty	Age	Seri-ous IPC Counts	No of Cases in which Ac-cused	No. of Cases in which Con- victed	Total
1	DR.SANJEEV GANESH NAIK	MAHARASH-TRA	Thane	NCP	37	4	2	0	2
<b>Cases (Accused)</b>  1. IPC Sections - 109,403,405,406,411,415,418,420,120 B,34 , Other Details - 597/02,598/02,599/02 2. IPC Sections - 143,341,134,504,135 , Other Details - BPAct 36, 37(1) Case no. 1054/97			<b>Serious IPC Frequency Table</b>						
			<b>Serious IPC Sections</b>			<b>Number of Times they appear for this candidate</b>			
			411			1			
			415			1			
			418			1			
			420			1			
			Total			4			
			<b>IPC Section</b>			<b>Description</b>			
			34			Acts done by several persons in fur-therance of common intention			
			109			Punishment of abetment if the act abetted is committed in conse-quence, and where no express provi-sion is made for its punishment			
			120B			Punishment of criminal conspiracy			
			134			Abetment of such assault, if the as-sault is committed			
			135			Abetment of desertion of soldier, sailor or airman			
			143			Being member of an unlawful as-sembly			
<b>Cases (Convicted) -----No Cases-----</b>			341			wrongful restraint			
			403			Dishonest misappropriation of prop-erty			
			405			Criminal breach of trust			
			406			criminal breach of trust			
			411			Dishonestly receiving stolen prop-erty			
			415			Cheating			
			418			Cheating with knowledge that wrongful loss may ensue to person whose interest offender is bound to protect			

			420	Cheating and dishonestly inducing delivery of property					
			504	Intentional insult with intent to provoke breach of the peace					
S. No.	Name	State/ Dist	Constituency	Party	Age	Serious IPC Counts	No of Cases in which Accused	No. of Cases in which Convicted	Total
2	PATIL PADAMSINHA BAJIRAO	MAHARASHTRA	Osmanabad	NCP	68	3	7	0	7
Cases (Accused)  1. IPC Sections - 37 1 3, 188 , Other Details - 135 B.P ACT 2. IPC Sections - , Other Details - 138 to 142 N I Act 3. IPC Sections - , Other Details - 138 to 142 N I Act 4. IPC Sections - 120 B ,406,409,109,34 , Other Details - 5. IPC Sections - 120(B),420,406,409,109 , Other Details - 6. IPC Sections - 323,324,325,506,34 , Other Details - 7. IPC Sections - 406,34 , Other Details -			Serious IPC Frequency Table						
			Serious IPC Sections			Number of Times they appear for this candidate			
			420			1			
			324			1			
			325			1			
			Total			3			
			IPC Section			Description			
			1			Title and extent of operation of the Code			
			3			Punishment of offences committed beyond, but which by law may be tried within, India			
			34			Acts done by several persons in furtherance of common intention			
			37			Co-operation by doing one of several acts constituting an offence			
			109			Punishment of abetment if the act abetted is committed in consequence, and where no express provision is made for its punishment			
			120			Concealing design to commit offence punishable with imprisonment			
			120B			Punishment of criminal conspiracy			
			188			Disobedience to order duly promulgated by public servant			
			323			voluntarily causing hurt			
			324			Voluntarily causing hurt by dangerous weapons or means			
			325			voluntarily causing grievous hurt			
			406			criminal breach of trust			

Cases (Convicted) -----No Cases-----			409			Criminal breach of trust by public servant, or by banker, merchant or agent			
			420			Cheating and dishonestly inducing delivery of property			
			506			criminal intimidation			
S. No.	Name	State/ Dist	Constitu-ency	Par-ty	Age	Seri-ous IPC Counts	No of Cases in which Ac-cused	No. of Cases in which Con- victed	Total
3	BHONSLE SHRIMANT CHH. UDYANRAJE PRATAPSIH	MAHARASH-TRA	Satara	NCP	43	2	14	0	14
Cases (Accused)			Serious IPC Frequency Table						
			Serious IPC Sections			Number of Times they appear for this candidate			
			302			1			
			363			1			
			Total			2			
			IPC Section			Description			
			34			Acts done by several persons in furtherance of common intention			
			37			Co-operation by doing one of several acts constituting an offence			
			135			Abetment of desertion of soldier, sailor or airman			
			143			Being member of an unlawful assembly			
			147			rioting			
			148			Rioting, armed with deadly weapon			
			149			Every member of unlawful assembly guilty of offence committed in prosecution of common object			
			302			Murder			
			323			voluntarily causing hurt			
			332			Voluntarily causing hurt to deter public servant from his duty			
			341			wrongful restraint			
			353			Assault or criminal force to deter public servant from discharge of his duty			
			355			Assault or criminal force with intent to dishonour person, otherwise than on grave provocation			

Cases (Convicted) -----No Cases----	363	kidnapping
	405	Criminal breach of trust
	427	Mischief causing damage to the amount of fifty rupees
	435	Mischief by destroying or moving, etc., a land- mark fixed by public authority Mischief by fire or explosive substance with intent to cause damage to amount of one hundred or (in case of agricultural produce) ten rupees
	447	criminal trespass
	451	House-trespass in order to commit offence punishable with imprisonment
	452	House-trespass after preparation for hurt, assault or wrongful restraint
	504	Intentional insult with intent to provoke breach of the peace
	506	criminal intimidation
	507	Criminal intimidation by an anonymous communication

S. No.	Name	State/ Dist	Constituency	Party	Age	Serious IPC Counts	No of Cases in which Accused	No. of Cases in which Convicted	Total
4	MUNDE GOPINATHRAO PANDURANG	MAHARASHTRA	Beed	BJP	59	2	4	0	4

Cases (Accused)  1. IPC Sections - 365,341,342,323,506 , Other Details - 3(10)ATTROCITY ACT 2. IPC Sections - 326 , Other Details - 3. IPC Sections - 143,147,148,149,353,323,34 , Other Details - 4. IPC Sections - , Other Details - 3, 25, 35 Arms Act	Serious IPC Frequency Table								
	Serious IPC Sections					Number of Times they appear for this candidate			
	365					1			
	326					1			
	Total					2			
	IPC Section					Description			
	34					Acts done by several persons in furtherance of common intention			
	143					Being member of an unlawful assembly			
	147					rioting			
	148					Rioting, armed with deadly weapon			

Cases (Convicted) -----No Cases----			149	Every member of unlawful assembly guilty of offence committed in prosecution of common object						
			323	voluntarily causing hurt						
			326	Voluntarily causing grievous hurt by dangerous weapons or means						
			341	wrongful restraint						
			342	wrongful Confinement						
			353	Assault or criminal force to deter public servant from discharge of his duty						
			365	Kidnapping or abducting with intent secretly and wrongfully to confine person						
			506	criminal intimidation						
S. No.	Name	State/ Dist	Constituency	Party	Age	Serious IPC Counts	No of Cases in which Accused	No. of Cases in which Convicted	Total	
5	ADHALRAO SHIVAJI DATTATRAY	MAHARASHTRA	Shirur	SHS	52	2	4	0	4	
Cases (Accused)  1. IPC Sections - 143,147,323,353,504 , Other Details - 132(1)B.P ACT 135 2. IPC Sections - 324,337,341,323,504,506,353,332,307 ,333,151,152,153,143,147,149 , Other Details - 3. IPC Sections - 341,143,149 , Other Details - 4. IPC Sections - 188 , Other Details -			Serious IPC Frequency Table							
			Serious IPC Sections		Number of Times they appear for this candidate					
			324		1					
			307		1					
			Total		2					
			IPC Section		Description					
			143		Being member of an unlawful assembly					
			147		rioting					
			149		Every member of unlawful assembly guilty of offence committed in prosecution of common object					
			151		Knowingly joining or continuing in assembly of five or more persons after it has been commanded to disperse					
			152		Assaulting or obstructing public servant when suppressing riot, etc.					
			153		Wantonly giving provocation with intent to cause riot-if rioting be committed-if not committed					
			188		Disobedience to order duly promulgated by public servant					

Cases (Convicted) -----No Cases----			307		Attempt to murder					
			323		voluntarily causing hurt					
			324		Voluntarily causing hurt by dangerous weapons or means					
			332		Voluntarily causing hurt to deter public servant from his duty					
			333		Voluntarily causing grievous hurt to deter public servant from his duty					
			337		Causing hurt by act endangering life or personal safety of others					
			341		wrongful restraint					
			353		Assault or criminal force to deter public servant from discharge of his duty					
			504		Intentional insult with intent to provoke breach of the peace					
			506		criminal intimidation					
S. No.	Name	State/ Dist	Constituency	Party	Age	Serious IPC Counts	No of Cases in which Accused	No. of Cases in which Convicted	Total	
6	KHATGAONK PATIL BHASKARRAO BAPURAO	MAHARASHTRA	Nanded	INC	65	2	4	0	4	
Cases (Accused)  1. IPC Sections - 188, 186, 173B, 171B, 171E, 171C, 129, 134 , Other Details - R.P.Act 1951 2. IPC Sections - 188, 171B, 171C , Other Details - 133 R.P.Act, 66, 192, 184, 108, 177 Under Motor Vehicle Act & 134 B.P. Act 3. IPC Sections - , Other Details - 226,227 ARTICLE OF CONSTITUTION OF INDIA SECTION - Passed by SECTION 88 OF CO-OPERATIVE ACT 4. IPC Sections - , Other Details - INQUIRY U/S 88 MAHARASTRA ,CO-OPRATIVE SOCIETY ACT -1960			Serious IPC Frequency Table							
			Serious IPC Sections		Number of Times they appear for this candidate					
			171B		2					
			Total		2					
			IPC Section		Description					
			129		Public servant negligently suffering such prisoner to escape					
			134		Abetment of such assault, if the assault is committed					
			171		Wearing grab or carrying token used by public servant with fraudulent intent					
171B		Bribery								
Cases (Convicted) -----No Cases----			186		Obstructing public servant in discharge of public functions					
			188		Disobedience to order duly promulgated by public servant					

S. No.	Name	State/ Dist	Constitu- ency	Par- ty	Age	Seri- ous IPC Counts	No of Cases in which Ac- cused	No. of Cases in which Con- victed	Total
7	SUBHASH BAPURAO WANKHEDE	MAHARASH- TRA	Hingoli	SHS	46	2	4	0	4
Cases (Accused)  1. IPC Sections - 143,147,436,295,323 , Other Details - 2. IPC Sections - 171(b)(e) , Other Details - 3. IPC Sections - , Other Details - 226,227, ARTICLE OF CONSTITUTION OF INDIA 4. IPC Sections - , Other Details - INQUIRY U/S OF MA- HARASHTRA CO-OP SOCIETY ACT 1960			Serious IPC Frequency Table						
			Serious IPC Sections			Number of Times they appear for this candidate			
			295			1			
			171B			1			
			Total			2			
			IPC Section			Description			
			143			Being member of an unlawful as- sembly			
			147			rioting			
			171B			Bribery			
			295			Injuring or defiling place of worship with intent to insult the religion of any class			
Cases (Convicted) -----No Cases-----			323			voluntarily causing hurt			
			436			Mischief by fire or explosive sub- stance with intent to destroy house, etc.			
S. No.	Name	State/ Dist	Constitu- ency	Par- ty	Age	Seri- ous IPC Counts	No of Cases in which Ac- cused	No. of Cases in which Con- victed	Total
8	CHANDRAKANT KHAIRE	MAHARASH- TRA	Aurang- abad	SHS	57	1	16	0	16
Cases (Accused)  1. IPC Sections - 147,342,353 , Other Details - 2. IPC Sections - 147,149,148, , Other Details - 3. IPC Sections - 143,147,148,427,323,504, , Other Details - 7 & 1 ,135 bp act 4. IPC Sections - 188 , Other Details - 135 bp act 5. IPC Sections - 343,34 , Other Details - 6. IPC Sections - 188 , Other Details - 3,4 ACT			Serious IPC Frequency Table						
			Serious IPC Sections			Number of Times they appear for this candidate			
			343			1			
			Total			1			
			IPC Section			Description			
			34			Acts done by several persons in fur- therance of common intention			



7. IPC Sections - , Other Details - 134,135 bp act 8. IPC Sections - , Other Details - 134,135 bp act 9. IPC Sections - , Other Details - 135 bp act 10. IPC Sections - , Other Details - 37(3)135 BP Act 11. IPC Sections - , Other Details - 188 bp act 12. IPC Sections - , Other Details - 37(1) (3),135,136,134 bp act 13. IPC Sections - 143,341, , Other Details - 135 bp act 14. IPC Sections - 143,341 , Other Details - 132 bp act 15. IPC Sections - , Other Details - 135 B.P. Act 16. IPC Sections - , Other Details - Case No. 252/05			143		Being member of an unlawful as- sembly				
			147		rioting				
			148		Rioting, armed with deadly weapon				
			149		Every member of unlawful assem- bly guilty of offence committed in prosecution of common object				
			188		Disobedience to order duly promulgated by public servant				
			323		voluntarily causing hurt				
			341		wrongful restraint				
			342		wrongful Confinement				
			343		Wrongful confinement for three or more days				
			Cases (Convicted) -----No Cases----			353		Assault or criminal force to deter public servant from discharge of his duty	
427		Mischief causing damage to the amount of fifty rupees							
504		Intentional insult with intent to provoke breach of the peace							
S. No.	Name	State/ Dist	Constitu- ency	Par- ty	Age	Seri- ous IPC Counts	No of Cases in which Ac- cused	No. of Cases in which Con- victed	Total
9	DANVE RAOSAHEB DADARAO	MAHARASH- TRA	Jalna	BJP	56	1	3	0	3
Cases (Accused)  1. IPC Sections - , Other Details - 133 people rep- resentation act 2. IPC Sections - 323,325,504,34 , Other Details - 3. IPC Sections - , Other Details - 135 bombay police act			Serious IPC Frequency Table						
			Serious IPC Sections			Number of Times they appear for this candidate			
			325			1			
			Total			1			
			IPC Section			Description			
			34			Acts done by several persons in fur- therance of common intention			
Cases (Convicted) -----No Cases----			323		voluntarily causing hurt				
			325		voluntarily causing grievous hurt				
			504		Intentional insult with intent to pro- voke breach of the peace				

S. No.	Name	State/ Dist	Constituency	Party	Age	Serious IPC Counts	No of Cases in which Accused	No. of Cases in which Convicted	Total
10	GANDHI DILIPKUMAR MAN-SUKHLAL	MAHARASHTRA	Ahmed-nagar	BJP	59	1	1	0	1
Cases (Accused)  1. IPC Sections - 93,143,147,148,149,123,337,341,427,504,506 , Other Details - BOMBAY POLICE ACT 37 (1)(3) 135			Serious IPC Frequency Table						
			Serious IPC Sections			Number of Times they appear for this candidate			
			123			1			
			Total			1			
			IPC Section			Description			
			93			Communication made in good faith			
			123			Concealing with intent to facilitate design to wage war			
			143			Being member of an unlawful assembly			
			147			rioting			
			148			Rioting, armed with deadly weapon			
			149			Every member of unlawful assembly guilty of offence committed in prosecution of common object			
			337			Causing hurt by act endangering life or personal safety of others			
			341			wrongful restraint			
			427			Mischief causing damage to the amount of fifty rupees			
Cases (Convicted) -----No Cases----			504			Intentional insult with intent to provoke breach of the peace			
			506			criminal intimidation			
S. No.	Name	State/ Dist	Constituency	Party	Age	Serious IPC Counts	No of Cases in which Accused	No. of Cases in which Convicted	Total
11	AHIR HANSARAJ GANGARAM	MAHARASHTRA	Chandrapur	BJP	54	0	30	0	30

Cases (Accused)			IPC Section		Description					
1. IPC Sections - 147,149,136,151,152,506,332,427,153,341,436 , Other Details - 135,294,337,427 ,131,143,188,341,186 B.P.Act & D.P.P Act 2. IPC Sections - , Other Details - 45/1987 3. IPC Sections - , Other Details - 12467/1990 4. IPC Sections - , Other Details - 8600/2000 5. IPC Sections - , Other Details - 6635/1988 6. IPC Sections - , Other Details - 1239/2000 7. IPC Sections - , Other Details - 3901/2000 8. IPC Sections - , Other Details - 4270/2000 9. IPC Sections - , Other Details - 2998/2001 10. IPC Sections - , Other Details - 1003/2002 11. IPC Sections - , Other Details - 10218/2004 12. IPC Sections - , Other Details - 9492/2004 13. IPC Sections - , Other Details - 436/2004 14. IPC Sections - , Other Details - 7683/2000 15. IPC Sections - , Other Details - 10564/2005 16. IPC Sections - , Other Details - 2757/2000 17. IPC Sections - , Other Details - 2951/2001 18. IPC Sections - , Other Details - 1885/2002 19. IPC Sections - , Other Details - 14965/2003			136		Harbouring deserter					
			147		rioting					
			149		Every member of unlawful assembly guilty of offence committed in prosecution of common object					
			151		Knowingly joining or continuing in assembly of five or more persons after it has been commanded to disperse					
			152		Assaulting or obstructing public servant when suppressing riot, etc.					
			153		Wantonly giving provocation with intent to cause riot-if rioting be committed-if not committed					
			332		Voluntarily causing hurt to deter public servant from his duty					
			341		wrongful restraint					
			427		Mischief causing damage to the amount of fifty rupees					
			436		Mischief by fire or explosive substance with intent to destroy house, etc.					
			506		criminal intimidation					
Cases (Convicted) -----No Cases-----										
S. No.	Name	State/ Dist	Constituency	Party	Age	Serious IPC Counts	No of Cases in which Accused	No. of Cases in which Convicted	Total	

12	JADHAV PRATAPRAO GANPA- TRAO	MAHARASH- TRA	Buldhana	SHS	49	0	10	0	10
Cases (Accused) 1. IPC Sections - , Other Details - BOMBAY POLICE ACT 135 2. IPC Sections - , Other Details - BOMBAY POLICE ACT 135 3. IPC Sections - , Other Details - LIQUOR ACT 61(1),70,81,83,108 4. IPC Sections - , Other Details - LIQUOR ACT 61(1),70,81,83,108 5. IPC Sections - , Other Details - LIQUOR ACT 61(1),70,81,83,108 6. IPC Sections - , Other Details - LIQUOR ACT 61(1),70,81,83,108 7. IPC Sections - , Other Details - LIQUOR ACT 61(1),70,81,83,108 8. IPC Sections - , Other Details - LIQUOR ACT 61(1),70,81,83,108 9. IPC Sections - , Other Details - LIQUOR ACT 61(1),70,81,83,108 10. IPC Sections - , Other Details - LIQUOR ACT 61(1),70,81,83,108			IPC Section		Description				
Cases (Convicted) -----No Cases-----									
S. No.	Name	State/ Dist	Constitu- ency	Par- ty	Age	Seri- ous IPC Counts	No of Cases in which Ac- cused	No. of Cases in which Con- victed	Total
13	BABAR GAJANAN DHARMSHI	MAHARASH- TRA	Maval	SHS	66	0	7	0	7
Cases (Accused) 1. IPC Sections - 143,341, , Other Details - 135 B.P.A 37(1) 2. IPC Sections - , Other Details - 135 B.P.A 37(1) 3. IPC Sections - , Other Details - 135 B.P.A 37(1) 4. IPC Sections - 143,147,148,341,352,323,336,188 , Other Details - 5. IPC Sections - 505 , Other Details - 6. IPC Sections - 143,147,427 , Other Details - 7. IPC Sections - , Other Details - 135 B.P.A 37(1)			IPC Section		Description				
			143		Being member of an unlawful as- sembly				
			147		rioting				
			148		Rioting, armed with deadly weapon				
			188		Disobedience to order duly promul- gated by public servant				
			323		voluntarily causing hurt				
			336		Act endangering life or personal safety of others				
			341		wrongful restraint				

Cases (Convicted) -----No Cases----			352			assault or criminal force otherwise than on grave provocation			
			427			Mischief causing damage to the amount of fifty rupees			
			505			Statements conducing to public mischief			
S. No.	Name	State/ Dist	Constitu-ency	Par-ty	Age	Seri-ous IPC Counts	No of Cases in which Ac-cused	No. of Cases in which Con- victed	Total
14	SANJAY BRIJKISHORLAL NIRU-PAM	MAHARASH-TRA	Mumbai North	INC	44	0	5	0	5
Cases (Accused)  1. IPC Sections - 500,501 , Other Details - Case No(a)750/1996 2. IPC Sections - 500,501 , Other Details - (b)6920/1999 3. IPC Sections - 500,501 , Other Details - (c)16/ S/2001 4. IPC Sections - 500,501 , Other Details - (d)7/ ss/2004 5. IPC Sections - 500,501, Other Details - (e) 802/ SS/05 (old No:-194/SS/04).			IPC Section		Description				
			500		defamation				
			501		Printing or engraving matter known to be defamatory				
Cases (Convicted) -----No Cases----									
S. No.	Name	State/ Dist	Constitu-ency	Par-ty	Age	Seri-ous IPC Counts	No of Cases in which Ac-cused	No. of Cases in which Con- victed	Total
15	DHOTRE SANJAY SHAMRAO	MAHARASH-TRA	Akola	BJP	50	0	4	0	4
Cases (Accused)  1. IPC Sections - 500 , Other Details - 2. IPC Sections - 143,341 , Other Details - U/Sec 135 of bombay police act 3. IPC Sections - , Other Details - U/sec 135, of bombay police act 4. IPC Sections - , Other Details - U/S 135 BOMBAY POLICE ACT FOR UNLAWFUL ASSEMBLY			IPC Section		Description				
			143		Being member of an unlawful as-sembly				
			341		wrongful restraint				
			500		defamation				
Cases (Convicted) -----No Cases----									

S. No.	Name	State/ Dist	Constituency	Party	Age	Serious IPC Counts	No of Cases in which Ac-cused	No. of Cases in which Con-victed	Total
16	SANJAY DINA PATIL	MAHARASH-TRA	Mumbai North East	NCP	40	0	2	0	2
Cases (Accused)  1. IPC Sections - 143,147,149,341 , Other Details - Mumbai Police Act 37(3),135, Indian Railway Act 151 case no - 643/P-96 C.R.No.292/96 2. IPC Sections - 504,353,506(2) , Other Details - C.R.No.94/90			IPC Section		Description				
			143		Being member of an unlawful as-sembly				
			147		rioting				
			149		Every member of unlawful assembly guilty of offence committed in pros-ecution of common object				
			341		wrongful restraint				
Cases (Convicted) -----No Cases-----			353		Assault or criminal force to deter public servant from discharge of his duty				
			504		Intentional insult with intent to pro-voke breach of the peace				
S. No.	Name	State/ Dist	Constituency	Party	Age	Serious IPC Counts	No of Cases in which Ac-cused	No. of Cases in which Con-victed	Total
17	BHAVANA GAWALI (PATIL)	MAHARASH-TRA	Yavatmal-Washim	SHS	36	0	1	0	1
Cases (Accused)  1. IPC Sections - , Other Details - 135 BP ACT			IPC Section		Description				
Cases (Convicted) -----No Cases-----									
S. No.	Name	State/ Dist	Constituency	Party	Age	Serious IPC Counts	No of Cases in which Ac-cused	No. of Cases in which Con-victed	Total
18	WASNIK MUKUL BALKRISHNA	MAHARASH-TRA	Ramtek	INC	49	0	1	0	1
Cases (Accused)  1. IPC Sections - U/S147,149,341 , Other Details -			IPC Section		Description				
			147		rioting				
			149		Every member of unlawful assembly guilty of offence committed in pros-ecution of common object				
Cases (Convicted) -----No Cases-----			341		wrongful restraint				

S. No.	Name	State/ Dist	Constitu-ency	Par-ty	Age	Seri-ous IPC Counts	No of Cases in which Ac-cused	No. of Cases in which Con-victed	Total
19	ADSUL ANANDRAO VITHOBA	MAHARASH-TRA	Amravati	SHS	61	0	1	0	1
Cases (Accused)			IPC Section		Description				
1. IPC Sections - 499,500 , Other Details -			499		Defamation				
Cases (Convicted) -----No Cases----			500		defamation				
S. No.	Name	State/ Dist	Constitu-ency	Par-ty	Age	Seri-ous IPC Counts	No of Cases in which Ac-cused	No. of Cases in which Con-victed	Total
20	DR.NILESH NARAYAN RANE	MAHARASH-TRA	Ratnagiri Sindhu-durg	INC	28	0	1	0	1
Cases (Accused)			IPC Section		Description				
1. IPC Sections - 504, 506(ii), 34 , Other Details -			34		Acts done by several persons in fur-therance of common intention				
			504		Intentional insult with intent to pro-voke breach of the peace				
Cases (Convicted) -----No Cases----									
S. No.	Name	State/ Dist	Constitu-ency	Par-ty	Age	Seri-ous IPC Counts	No of Cases in which Ac-cused	No. of Cases in which Con-victed	Total
21	PRATIK PRAKASHBAPU PATIL	MAHARASH-TRA	Sangli	INC	36	0	1	0	1
Cases (Accused)			IPC Section		Description				
1. IPC Sections - 341,332 , Other Details -			332		Voluntarily causing hurt to deter public servant from his duty				
			341		wrongful restraint				
Cases (Convicted) -----No Cases----									

S. No.	Name	State/ Dist	Constituency	Party	Age	Serious IPC Counts	No of Cases in which Ac-cused	No. of Cases in which Con-victed	Total
22	KALMADI SURESH	MAHARASH-TRA	Pune	INC	64	0	1	0	1
Cases (Accused)  1. IPC Sections - 341/34 , Other Details - B.P ACT 37(1)RW135			IPC Section		Description				
			34		Acts done by several persons in furtherance of common intention				
			341		wrongful restraint				
Cases (Convicted) -----No Cases----									
S. No.	Name	State/ Dist	Constituency	Party	Age	Serious IPC Counts	No of Cases in which Ac-cused	No. of Cases in which Con-victed	Total
23	ANANT GEETE	MAHARASH-TRA	Raigad	SHS	58	0	1	0	1
Cases (Accused)  1. IPC Sections - , Other Details - 37(9) 13, 30, 134 of B.P. Act & (3)of P.P.D. Act			IPC Section		Description				
Cases (Convicted) -----No Cases----									
S. No.	Name	State/ Dist	Constituency	Party	Age	Serious IPC Counts	No of Cases in which Ac-cused	No. of Cases in which Con-victed	Total
24	CHAVAN HARISHCHANDRA DEORAM	MAHARASH-TRA	Dindori	BJP	57	0	1	0	1
Cases (Accused)  1. IPC Sections - , Other Details - 145(B), 143, 147, 156, 174, INDIAN RAILWAY ACT			IPC Section		Description				
Cases (Convicted) -----No Cases----									



S. No.	Name	State/ Dist	Constitu-ency	Par-ty	Age	Seri-ous IPC Counts	No of Cases in which Ac-cused	No. of Cases in which Con-victed	Total
25	ANAND PRAKASH PARANJAPE	MAHARASH-TRA	Kalyan	SHS	36	0	1	0	1
Cases (Accused)			IPC Section		Description				
1. IPC Sections - , Other Details - 51/2008 - Mum-bai Police Act Section 37(3)135									
Cases (Convicted) -----No Cases----									
S. No.	Name	State/ Dist	Constitu-ency	Par-ty	Age	Seri-ous IPC Counts	No of Cases in which Ac-cused	No. of Cases in which Con-victed	Total
26	AAWALE JAYWANT GANGARAM	MAHARASH-TRA	Latur	INC	68	0	1	0	1
Cases (Accused)			IPC Section		Description				
1. IPC Sections - 177(G)34 , Other Details -									
Cases (Convicted) -----No Cases----									

# Manipur

## Lok Sabha 2009 Elections

# CONTENTS

Executive Summary..... 681

Voting and winning trend..... 682

The % of votes polled by major parties ..... 682

Comparison of Candidates ..... 683

Inner Manipur constituency..... 683

Outer Manipur constituency..... 684

# Manipur Election Watch

## Lok Sabha elections 2009

Lok Sabha 2009 elections in Manipur were held in 2 phases on April 16th 2009 and April 23rd 2009 for two constituencies, Inner Manipur and Outer Manipur. This report includes analysis of voting trend, criminalization and money power in these elections.

### **Political Parties and Candidates**

In Lok Sabha 2004, 8 parties contested. This went up to 9 parties in the Lok Sabha 2009 elections. In Lok Sabha 2004 elections 12 candidates contested. This went up to 16 candidates in Lok Sabha 2009 elections.

## Executive summary

- Affidavits of all 16 candidates contesting the Lok Sabha 2009 elections were analyzed by the Manipur Election Watch.
- None of these 16 candidates had pending criminal cases.
- Average asset for a candidate from Manipur was Rs. 20 lacs.
- Both constituencies were won by INC.
- Average asset for an MP from Manipur was Rs. 17 lacs. .
- 1 MP, Thangso Baite (Outer Manipur) did not declare PAN details.
- There were 3 female candidates from Manipur. None of these female candidates won.

# Voting and winning trend

## The % of votes polled by major parties

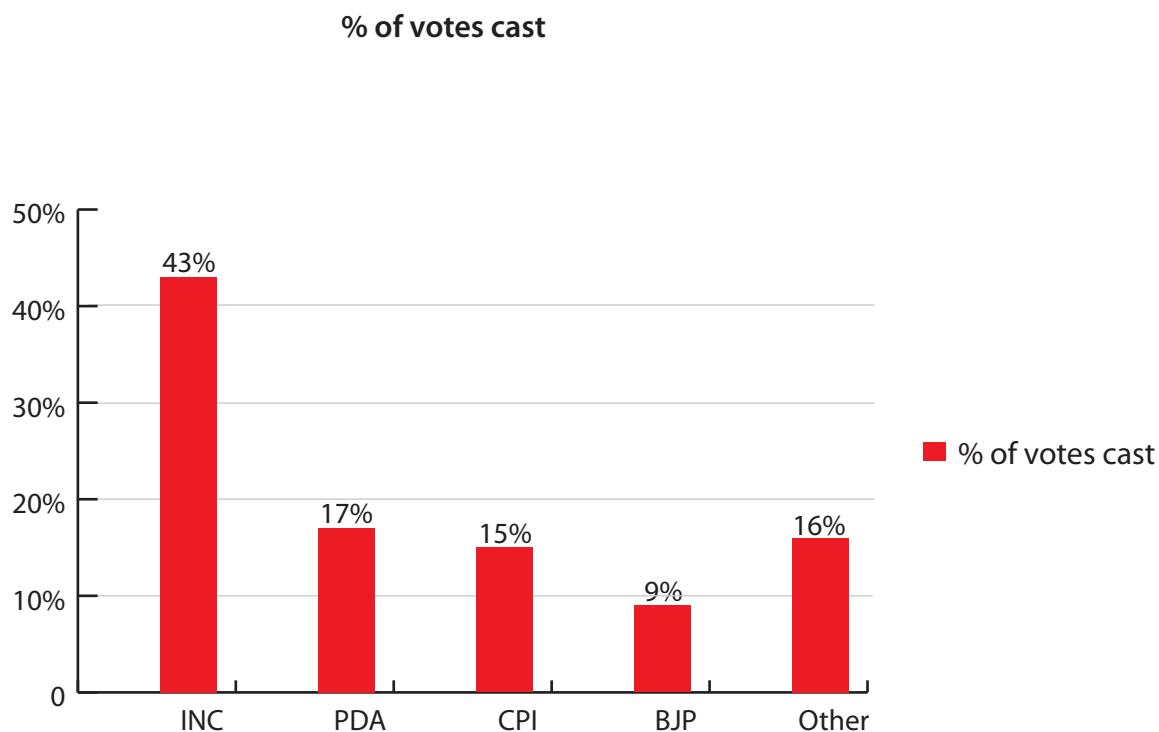
INC managed to get 43% of the votes cast. This was 33% of the electorate. The total electorate in Manipur was 17,35,979 and the total votes cast were 13,39,399.

Further break-up is given in table-

**Table: Per cent of votes cast**

Party	Total votes cast for the party	% of votes cast	% of total registered voters
Indian National Congress(INC)	5,75,393	43%	33%
Peoples' Democratic Alliance(PDA)	2,23,161	17%	13%
Communist Party of India(CPI)	1,99,916	15%	12%
Bhartiya Janta Party(BJP)	1,27,146	9%	7%
Others	2,13,783	16%	12%

**Figure: Per cent of votes polled in Manipur- Party wise**



# Comparison of Candidates

## Inner Manipur constituency

S No.	Name	Age	Gen-der	Party Code	Criminal Cases	Education Level	Total As-sets	Total Li-abilities	PAN Given
1	DR. THOKCHOM MEINYA (WINNER)	58	M	INC	No	Doctorate	16,39,200 16 Lacs +	0	Yes
2	ABDUL RAHMAN	58	M	IND	No	Post Gradu-ate / Unclear Handwriting	41,27,381 41 Lacs +	0	Yes
3	L. KSHETRANI DEVI	50	F	RBCP	No	Post Gradu-ate	4,16,000 4 Lacs +	0	No
4	MOIRANGTHEM NARA	58	M	CPI	No	Graduate Professional	17,93,803 17 Lacs	14,03,865 14 Lacs +	No
5	NONGMAITHEM HOMENDRO SINGH	45	M	IND	No	Graduate	5,20,000 5 Lacs +	0	
6	THOUNAOJAM CHAOBA	70	M	MPP	No	Not Given/ Page Miss-ing	0	0	No
7	WAHENGHAM NI-PAMACHA SINGH	78	M	BJP	No	Post Gradu-ate	29,56,619 29 Lacs +	2,060 2 Thou +	Yes

## Outer Manipur constituency

S No.	Name	Age	Gender	Party Code	Criminal Cases	Education Level	Total Assets	Total Liabilities	PAN Given
1	THANGSO BAITE (Winner)	56	M	INC	No	Post Graduate	17,78,418 17 Lacs +	8,80,000 8 Lacs +	No
2	D. LOLI ADANEE	56	M	BJP	No	Others	58,30,000 58 Lacs +	0	Yes
3	L.B. SONA	58	M	NCP	No	Graduate	24,56,634 24 Lacs +	0	No
4	LAMLALMOI GANGTE	33	M	IND	No	Graduate	5,00,000 5 Lacs +	0	No
5	M. JAMKHONGAM @ M. YAMKHONGAM HAOKIP	49	M	RJD	No	Graduate	11,90,000 11 Lacs +	0	No
6	MANGSHI (ROSE MANGSHI HAOKIP)	63	F	IND	No	Post Graduate	63,00,000 63 Lacs +	0	No
7	MANI CHARE-NAMEI	50	M	PDA	No	Graduate	15,50,089 15 Lacs +	0	Yes
8	THANGKHANGIN	53	M	LJP	No	Post Graduate	0	0	No
9	VALLEY ROSE HUNGYO	53	F	IND	No	Not Given	1,45,000 1 Lacs +	0	No

# Meghalaya

## Lok Sabha 2009 Elections



# CONTENTS

Executive Summary..... 687

Voting and winning trend..... 688

The % of votes polled by major parties ..... 688

Comparison Chart of Candidates ..... 689

Shillong constituency..... 689

Tura constituency..... 689

# Meghalaya Election Watch

## Lok Sabha elections 2009

Lok Sabha 2009 elections in Meghalaya were held on April 16th 2009 for two constituencies, Shillong and Tura. This chapter includes analysis of voting trend, criminalization and money power in these elections.

### **Political Parties and Candidates**

In Lok Sabha 2004, 8 parties contested. This went down to 7 parties in the Lok Sabha 2009 election. In Lok Sabha 2004 elections 12 candidates contested. This went down to 11 candidates in Lok Sabha 2009 elections.

## Executive summary

- Affidavits of all 11 candidates contesting the Lok Sabha 2009 elections were analyzed by the Meghalaya Election Watch\*
- 1 of these 11 candidates had a pending criminal case.
- The Shillong constituency was won by INC and the Tura constituency was won by NCP.
- 1 MP, Vincent H Pala, did not declare PAN details.
- There were 3 female candidates from Meghalaya. 1 of these female candidates, Agatha K Sangma won from the Tura constituency.

\*This chapter would not have been possible without the efforts of several volunteers, groups and organizations from the state. ADR and NEW especially acknowledge with gratitude the efforts of Ms. Mayfereen (State Coordinator, Meghalaya Election Watch); P.Naik (Election officer); Bruce from VA Cyber; Andy Tariang; Banrap; Mr. Toki Blah (Social Activist); Dr. David Syiemlieh (Academician); Banteilut Nongbri from Ri Lum Foundation, Smit; B.Rani from Ri Bhoi Area Welfare Association, Ri Bhoi District; Laikynmaw from Christian Medical Association of India, Shillong; Bah S.Syiem from U Peitngor; Jennifer Dkhar (Columnist); A.K.Nongkynrih from North Eastern Hill University; Dr.Toi (Medical doctor); Mark (Entrepreneur); Amar (Entrepreneur); Vikash (Entrepreneur); Pearly

# Voting and winning trend

## The % of votes polled by major parties

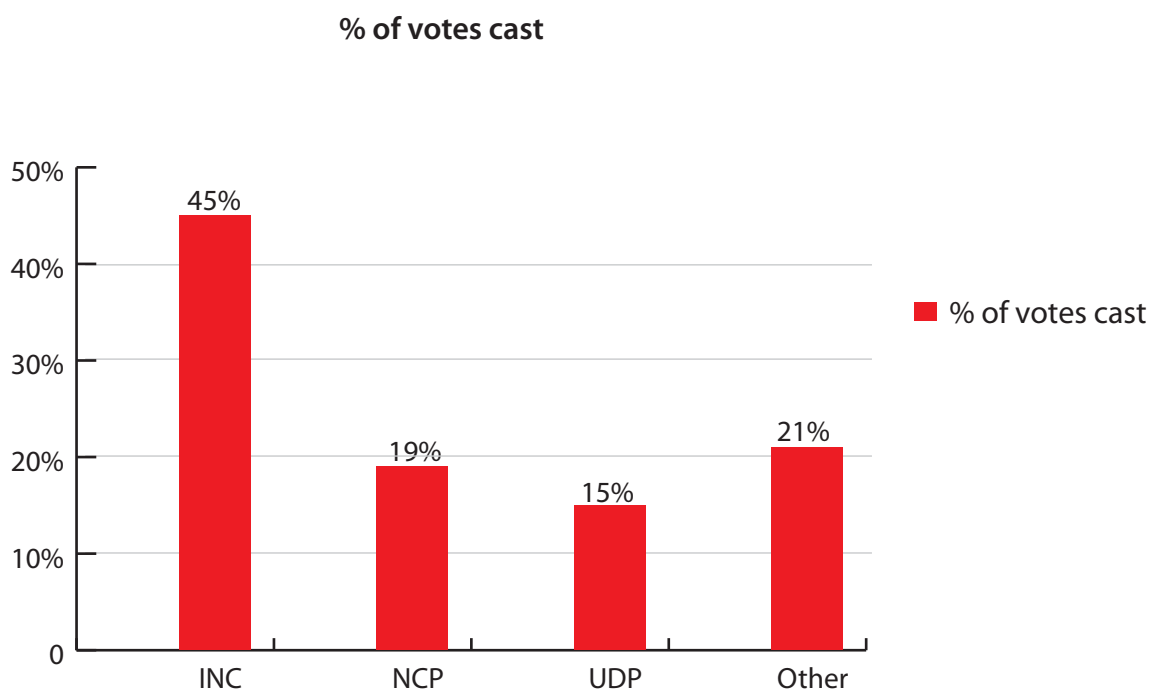
INC managed to get 45% of the votes cast. This was 29% of the electorate. The total electorate in Meghalaya was 12,77,739 and the total votes cast were 8,22,566.

Further break-up is given in table

**Table: Per cent of votes cast**

Party	Total votes cast for the party	% of votes cast	% of total registered voters
Indian National Congress(INC)	368,801	45%	29%
Nationalist Congress Party(NCP)	154,476	19%	12%
United Democratic Party(UDP)	124,402	15%	10%
Others	174,887	21%	14%

**Figure: Per cent of votes cast in Meghalaya- Party wise**



# Comparison of Candidates

## Shillong constituency

S No.	Name	Age	Gender	Party	Criminal Cases	No. of Cases	Serious IPC Counts	IPC Details	Education Level	Total Assets	Total Liabilities	PAN Given
1	VINCENT H PALA (WINNER)	41	M	INC	No	0	0	-	Graduate Professional	25,16,21,190 25 Crore +	0	No
2	DALINGTON DYMPEP	78	M	CPI	No	0	0	-	12th Pass	40,55,000 40 Lacs +	0	No
3	DENIS SIANGSHAI	44	M	IND	No	0	0	-	8th Pass	7,02,68,228 7 Crore +	0	Yes
4	JOHN FILMORE KHARSHI-ING	46	M	UDP	No	0	0	-	Not Given / Page Missing	64,61,902 64 Lacs +	0	No
5	MARTLE N. MUKHIM	59	M	MDP	No	0	0	-	10th Pass	85,471 85 Thou +	0	No
6	P. B. M. BASAIAW-MOIT	60	M	HSP-DP	Yes	1	1	1 charge of murder	Graduate Professional	2,62,44,200 2 Crore +	0	No
7	TIEROD PASSAH	45	M	IND	No	0	0	-	Post Graduate	28,30,000 28 Lacs +	0	No

## Tura constituency

S No	Name	Age	Gender	Party Code	Criminal Cases	Education Level	Total Assets	Total Liabilities	PAN Given
1	AGATHA K. SANGMA (WINNER)	28	F	NCP	No	Post Graduate	66,44,295 66 Lacs +	0	Yes
2	ARLENE N. SANGMA	53	F	IND	No	Graduate	14,30,000 14 Lacs +	2,00,000 2 Lacs +	No
3	BOSTON MARAK	28	M	ACNC	No	Post Graduate	1,00,000 1 Lacs +	0	No
4	DEBORA C. MARAK	43	F	INC	No	Graduate	1,80,12,498 1 Crore +	3,73,154 3 Lacs +	No



# Mizoram

## Lok Sabha 2009 Elections

# CONTENTS

Executive Summary..... 693

Voting and winning trend..... 694

Comparison of Candidates ..... 695

# Mizoram Election Watch\*

## Lok Sabha elections 2009

Lok Sabha 2009 elections in Mizoram were held on April 16th 2009 for a single parliamentary constituency. This report includes analysis of voting trend, criminalization and money power in these elections.

### **Political Parties and Candidates**

In Lok Sabha 2004, 2 parties contested. This remained unchanged for the Lok Sabha 2009 elections. In Lok Sabha 2004 elections 3 candidates contested. This went up to 4 candidates in Lok Sabha 2009 elections.

## Executive summary

- Affidavits of all 4 candidates contesting the Lok Sabha 2009 elections were analyzed by the Mizoram Election Watch.
- None of these candidates had pending criminal cases.
- Average asset for a candidate from Mizoram was Rs. 39 lacs.
- The constituency was won by INC.
- The winner, C.L.Ruala had assets of approximately Rs. 54 lacs.
- None of the 4 contestants declared their PAN details.
- There were no female candidates in Mizoram.

\*This report would not have been possible without the efforts of several volunteers, groups and organizations from the state. ADR and NEW especially acknowledge with gratitude the efforts of Mr. Vanlalruata Pachuau (Coordinator, Mizoram Election Watch and PRISM).

This volume is dedicated to all who were part of the Election Watch.



# Voting and winning trend

## The % of votes polled by major parties

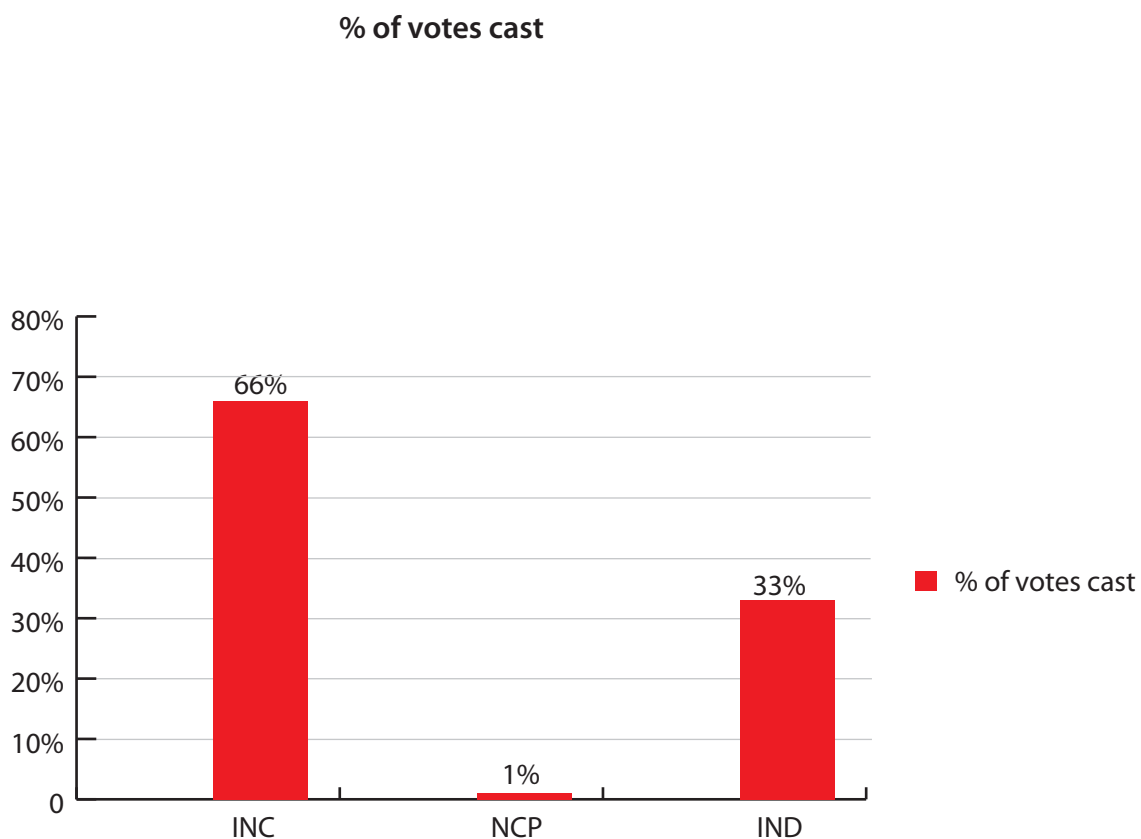
INC managed to get 66% of the votes cast. This was 34% of the electorate. The total electorate in Mizoram was 6,29,384 and the total votes cast were 3,25,991.

Further break-up is given in table-

**Table: Per cent of votes cast**

Party	Total votes cast for the party	% of votes cast	% of total registered voters
Indian National Congress(INC)	213,779	66%	34%
Nationalist Congress Party(NCP)	3,299	1%	1%
Independent Candidates	108,913	33%	17%

**Figure: Per cent of votes cast in Mizoram- Party wise**



## Comparison chart of Candidates

S No.	Name	Age	Gender	Party Code	Criminal Cases	Educa- tion Level	Total As- sets	Total Li- abilities	PAN Given
1	C.L.RUALA (WIN- NER)	72	M	INC	No	Graduate Profes- sional	53,54,186 53 Lacs +	0	N
2	DR. H. LALLUNG MUANA	65	M	IND	No	Post Graduate	47,40,000 47 Lacs +	0	N
3	LALAWMPUIA CHHANGTE	42	M	NCP	No	12th Pass	4,00,000 4 Lacs +	0	N
4	RUALPAWLA	54	M	IND	No	Others	50,00,000 50 Lacs +	0	N



# Nagaland

## Lok Sabha 2009 Elections

# CONTENTS

Executive Summary.....	699
Voting and winning trend.....	700
The % of votes polled by major parties .....	700
Comparison of Candidates .....	701

# Nagaland Election Watch\*

## Lok Sabha elections 2009

Lok Sabha 2009 elections in Nagaland were held on April 16th 2009 for a single parliamentary constituency. This chapter includes analysis of voting trend, criminalization and money power in these elections.

### **Political Parties and Candidates**

In Lok Sabha 2004, 3 parties contested. This remained unchanged for the Lok Sabha 2009 elections. In Lok Sabha 2004 elections 5 candidates contested. This went down to 3 candidates in Lok Sabha 2009 elections.

## Executive summary

- Affidavits of all 3 candidates contesting the Lok Sabha 2009 elections were analyzed by the Nagaland Election Watch.
- None of these candidates had pending criminal cases.
- Average asset for a candidate from Nagaland was Rs. 70 lacs.
- The constituency was won by NPF.
- The winner, C.M.Chang had assets of approximately Rs. 40 lacs.
- None of the 3 candidates declared their PAN details.
- There were no female candidates in Nagaland.

\*This chapter would not have been possible without the efforts of several volunteers, groups and organizations from the state. ADR and NEW especially acknowledge with gratitude the efforts of Mr. Hekani Jakhalu (Coordinator, Nagaland Election Watch).

This volume is dedicated to all who were part of the Election Watch.

# Voting and winning trend

## The % of votes polled by major parties

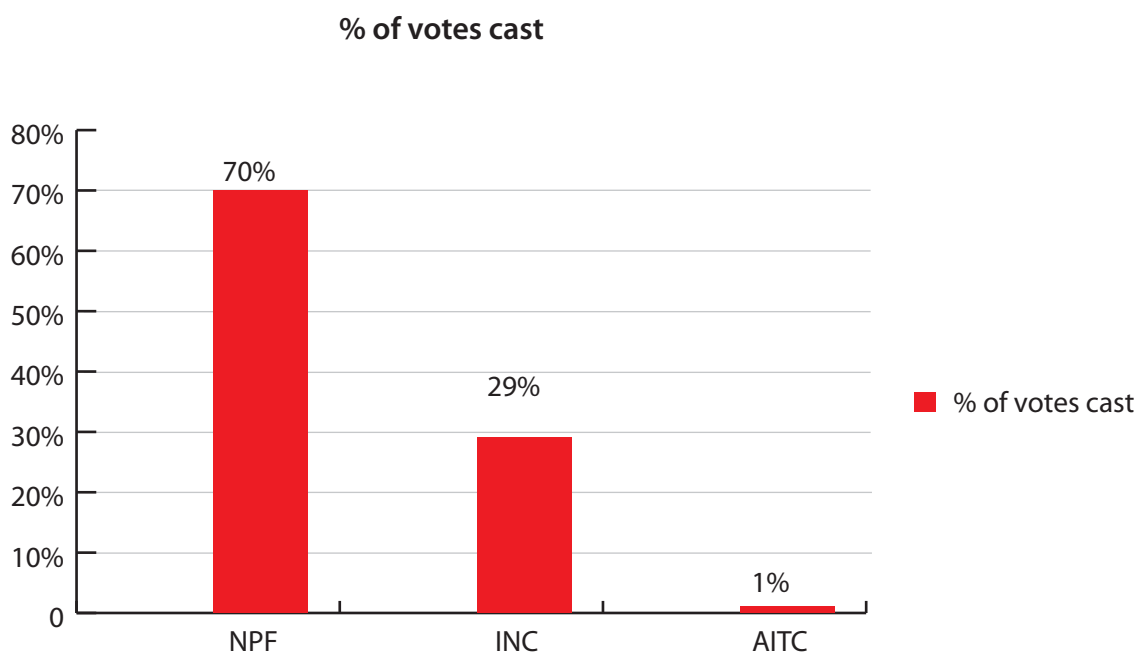
NPF managed to get 70% of the votes polled. This was 63% of the electorate. The total electorate in Nagaland was 13,21,878 and the total votes polled were 11,89,601.

Further break-up is given in table

**Table: Per cent of votes cast**

Party	Total votes cast for the party	% of votes cast	% of total registered voters
Nagaland People's Front (NPF)	832224	70%	63%
Indian National Congress (INC)	349203	29%	26%
All India Trinamool Congress (AITC)	8174	1%	1%

**Figure: Per cent of votes cast in Nagaland- Party wise**



# Comparison chart of Candidates

## Nagaland constituency

S No.	Name	Age	Gender	Party Code	Criminal Cases	Education Level	Total Assets	Total Liabilities	PAN Given
1	C.M. CHANG (WINNER)	65	M	NPF	No	Graduate	39,75,000 39 Lacs +	0	N
2	Dr. RILAN- THUNG ODYUO	39	M	AITC	No	Graduate	17,00,000 17 Lacs +	0	N
3	K. ASUNGBA SANGTAM	62	M	INC	No	Graduate	1,53,55,547 1 Crore +	0	N





# NCT of Delhi

## Lok Sabha 2009 Elections

# CONTENTS

Executive summary for candidates and MPs .....	705
Voting and winning trend.....	707
Analysis based on pending criminal cases.....	708
Pending criminal cases- analysis for candidates.....	708
Party wise break up for candidates with pending criminal cases .....	708
Party wise comparison of pending criminal cases on candidates in LS 2004 & LS 2009.....	709
Details for candidates based on pending criminal cases.....	709
Pending criminal cases- analysis for MPs .....	710
Analysis based on assets.....	711
Analysis based on assets – for candidates .....	711
Average assets for Candidates.....	712
Top 20 crorepati candidates.....	713
Analysis based on assets- for MPs.....	715
Chances of winning based on assets.....	716
Crorepati MPs- Party wise break up.....	716
Average assets per MP for major parties .....	716
Female representation in Lok Sabha 2009 elections .....	717
Full Asset and pending criminal cases details.....	718
Assets for all MPs from NCT of Delhi in Lok Sabha 2009.....	718
Full details of pending criminal cases on MPs from NCT of Delhi.....	718

# NCT of Delhi Election Watch\*

## Lok Sabha elections 2009

Lok Sabha 2009 elections were held in National Capital Territory of Delhi on May 7, 2009. This chapter includes the analysis of voting trend, criminalization, money power, gender etc in these elections. Information provided by ECI and details from the affidavits filed by contesting candidates have been used for above analysis.

### **Growth of political parties**

In Lok Sabha 2004, 32 parties contested from NCT of Delhi which rose to 46 parties in Lok Sabha 2009 elections. This reflects a rise of 44% in the number of parties from Lok Sabha 2004 elections to Lok Sabha 2009 elections.

### **Growth in number of candidates**

In NCT of Delhi a total of 160 candidates contested Lok Sabha 2009 elections as compared to 129 candidates in Lok Sabha 2004 elections. This shows a growth of 24% in the number of candidates contesting in 2009.

## **Executive summary for candidates and MPs**

### **Summary for candidates**

- Affidavits of 158 candidates out of 160 contested in Lok Sabha 2009 elections from NCT of Delhi were analyzed by Delhi Election Watch (DEW).
- Out of these 158 candidates, 20 candidates or 13% declared pending criminal cases against them. BJP had 4 out of 7 (57%) candidates with pending criminal cases; BSP had 3 out of 7 (43%) candidates with pending criminal cases.
- Out of these 20 candidates with pending criminal cases, 8 had pending serious criminal cases like murder, attempt to murder, kidnapping, robbery, extortion etc. Out of these 8 candidates 4 candidates are independent, 3 candidates are from BSP & 1 from RPIE.
- Comparing candidates of major parties-INC and BJP who contested Lok Sabha 2004 elections from NCT of Delhi shows that out of 11 candidates of these two major political parties, 3 (27%) had pending criminal cases against them. Comparing this to Lok Sabha 2009 elections, there were 14 candidates of these two main parties- INC & BJP and out of these 14 candidates 5 (36%) had pending criminal cases against them.
- There were 18 IPC charges of heinous nature on the candidates.
- There were total 4 red alert constituencies where 3 or more contesting candidates had pending criminal cases. North Delhi, North East Delhi & West Delhi each had 4 candidates with pending criminal cases.
- Out of 158 candidates, 33 candidates i.e. 21% were crorepatis.

\*This chapter would not have been possible without the efforts of several volunteers, groups and organizations from the state. ADR and NEW especially acknowledge with gratitude the efforts of Satark Nagarik Sangathan, Kabir, NCPRI, Gandhian Satyagrah Brigade, Commonwealth Human Rights Initiative and Transparency International.

This volume is dedicated to all who were part of the Election Watch.

- A total of 19 candidates declared liabilities of 5 lakhs and above.
- Among major parties, the average asset per candidate for BJP was Rs. 2.58 crores & INC was Rs. 7.14 crores.
- Out of 158 candidates, 66 i.e.42% of candidates have not furnished PAN card details.
- Number of women candidates was just 18 (11%) as compared to 142 of men (89%).
- 36% candidates (57 of 158) were graduates & above.
- The highest votes polled were approx 57% for INC and it was about 30% of the total registered voters. BJP managed 35% of the votes.

## **Summary for MPs**

- Out of 7 MPs, 1 (14%) from INC has pending criminal cases against him. Comparing this to Lok Sabha 2004, affidavits were available for 6 MPs and out of these 6 MPs, 2 MPs (33%) had pending criminal cases against them.
- The number of Crorepati MPs has increased from 2 in Lok Sabha 2004 to 7 in current Lok Sabha.
- INC won all the 7 seats & the average asset per MP for INC is Rs. 7.15 crores.
- Out of 18 women candidates only one won.

# Voting and winning trend

## The % of votes polled by major parties

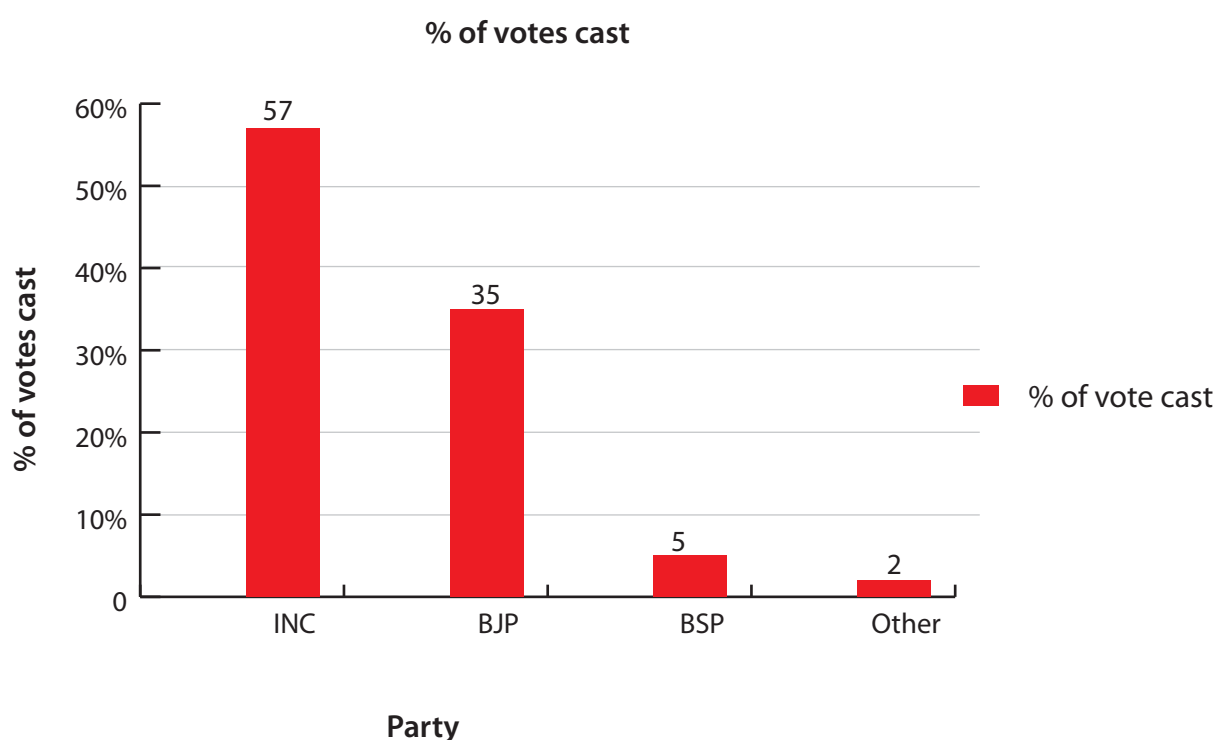
Total voting in NCT of Delhi was 52%. INC emerged as the largest party in NCT of Delhi after winning all 7 Lok Sabha seats. INC managed to get 57% of the votes cast and it is 30% of the registered voters. The total electorate in NCT of Delhi was 1,10,97,892 and the total votes cast were 57,53,047.

Further break-up is given in the table-

**Table: Per cent of votes cast**

Party	Total votes cast for the party	% of votes cast	% of total registered voters
Indian National Congress (INC)	32,85,353	57%	30%
Bharatiya Janata Party (BJP)	20,26,876	35%	18%
Bahujan Samaj Party (BSP)	3,07,232	5%	3%
Others	1,33,586	2%	1%

**Figure: Per cent of votes cast in Delhi- Party wise**



## Candidates Vs MPs

NCT of Delhi has 7 parliamentary constituencies & all its MPs in Lok Sabha 2009 are from INC.

# Analysis based on pending criminal cases

## Pending criminal cases- analysis for candidates

A total of 158 affidavits out of 160 were analysed by Delhi Election Watch (DEW) for Lok Sabha 2009 elections. Out of these 158 candidates, 20 (13%) candidates declared pending criminal cases against them. Out of these 20 candidates with pending criminal cases, 8 had pending serious criminal cases like murder, attempt to murder, kidnapping, robbery, extortion etc.

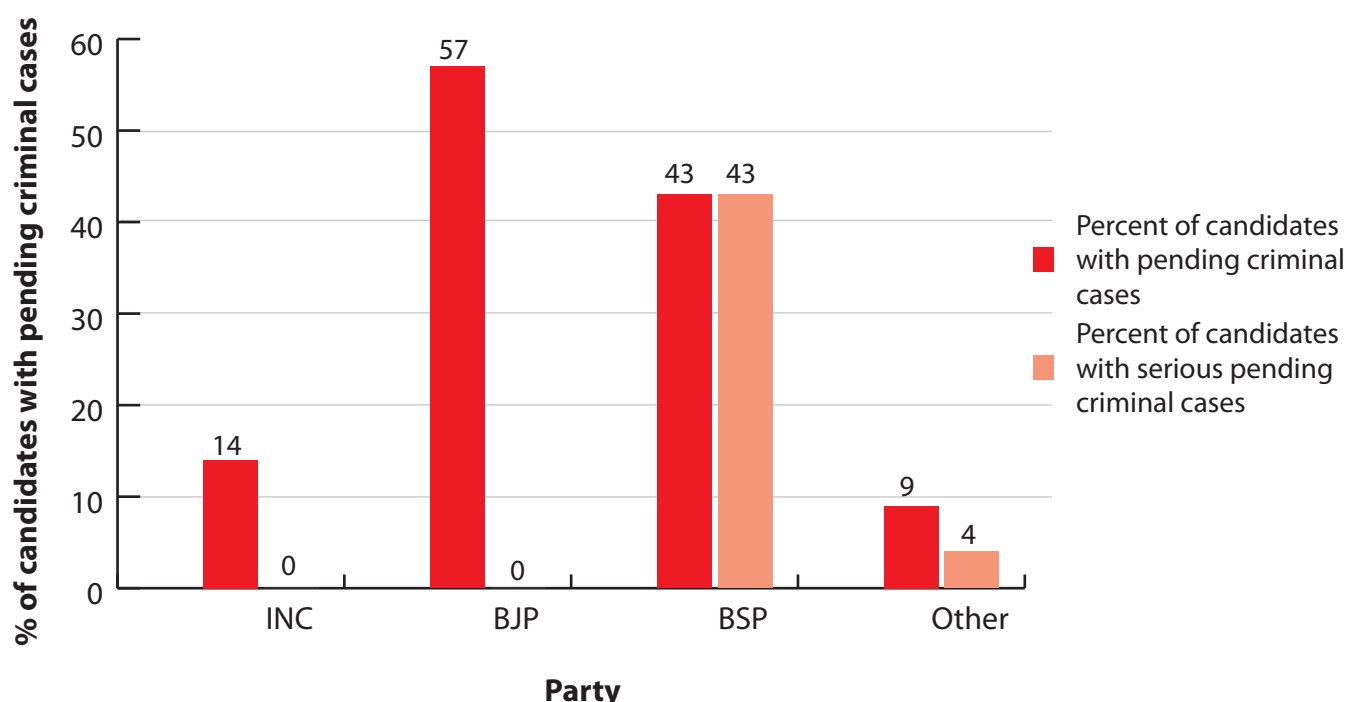
## Party wise break up for candidates with pending criminal cases

In NCT of Delhi, 20 candidates out of 158 contested in Lok Sabha 2009 elections had pending criminal cases against them. 8 out of 20 had serious criminal cases pending against them. 57% candidates of BJP had pending criminal cases against them whereas 43% of candidates from BSP in NCT of Delhi had pending criminal cases. Party wise details are given below.

**Table: Candidates with pending criminal cases and serious pending criminal cases- Party wise break up**

Party	Total candidates analysed	Candidates with pending criminal cases	Percent of candidates with pending criminal cases	Number of Candidates with pending serious criminal cases	Percent of candidates with pending serious criminal cases
INC	7	1	14%	0	0%
BJP	7	4	57%	0	0%
BSP	7	3	43%	3	43%
Other parties	137	12	9%	5	4%
Total	158	20	13%	8	5%

**Figure: Comparison of pending criminal cases and serious pending criminal cases for candidates of various parties**



## Party wise comparison of pending criminal cases on candidates in Lok Sabha 2004 & Lok Sabha 2009

A comparison between 2009 & 2004 Lok Sabha elections of candidates from three major parties and with pending criminal cases is given below. For BJP & BSP the number of candidates with pending criminal cases has increased in 2009 elections as compared to 2004 elections, whereas for INC it has decreased.

**Table: Comparison Lok Sabha 2004 vs. Lok Sabha 2009**

Party	Lok Sabha 2004			Lok Sabha 2009		
	Number of candidates analysed	candidates with pending criminal cases	% of candidates with pending criminal cases	Number of candidates analysed	candidates with pending criminal cases	% of candidates with pending criminal cases
INC	6	2	33%	7	1	14%
BJP	5	1	20%	7	4	57%
BSP	6	0	0%	7	3	43%

## Details of candidates based on pending criminal cases

The table below lists candidates with serious pending criminal cases like murder, attempt to murder, kidnapping, dacoity etc. Mohammad Yunus from East Delhi & Anil Kumar Gautam from New Delhi had 4 counts each of serious IPCs pending against him. Details are given below.

S No	Name	Constituency	Party	Age	Serious IPC Counts	Total No. of cases	Details of serious IPC counts	Won/ Lost
1	MOHAMMAD YUNUS	East Delhi	BSP	31	4	3	1 charge each of rape, robbery, stolen property & wrongful confinement	lost
2	ANIL KUMAR GAUTAM	New Delhi	IND	37	4	3	2 charges of forgery & 1 charge each of extortion & cheating	lost
3	SUDARSHAN SINGH	West Delhi	IND	32	3	4	1 charges each of attempt to murder, kidnapping & extortion.	lost
4	DEEPAK BHARDWAJ	West Delhi	BSP	58	2	2	2 charges of cheating.	lost
5	MANTU	New Delhi	IND	26	2	1	1 charges each of theft & stolen property.	lost
6	HAJI DILSHAD ALI	North East Delhi	BSP	36	1	2	1 charge of attempt to murder	lost
7	ABDUL SAMAD	Chandni Chowk	RPIE	37	1	1	1 charge of causing grievous hurt.	lost
8	KANTA PINGOLIA	South Delhi	IND	36	1	1	1 charge of extortion	lost



## Pending criminal cases- analysis for MPs

Out of 7 MPs from NCT of Delhi in Lok Sabha 2009, 1 MP has pending criminal case against him.

Given below is a comparative analysis for MPs with pending criminal cases elected from NCT of Delhi. The presence of MPs with pending criminal cases from NCT of Delhi in Lok Sabha 2009 has decreased by 50%. The number of total pending criminal cases has also decreased by 50%..

**Table: Comparison Lok Sabha 2004 & Lok Sabha 2009- MPs with pending criminal cases**

	Lok Sabha 2004	Lok Sabha 2009	Increase	% increase
Number of MPs with pending criminal cases	2	1	-1	-50%
Total Pending criminal cases	2	1	-1	-50%
Number of MPs with pending serious criminal cases	0	0	0	0
Total Serious IPCs against MPs	0	0	0	0

# Analysis based on assets

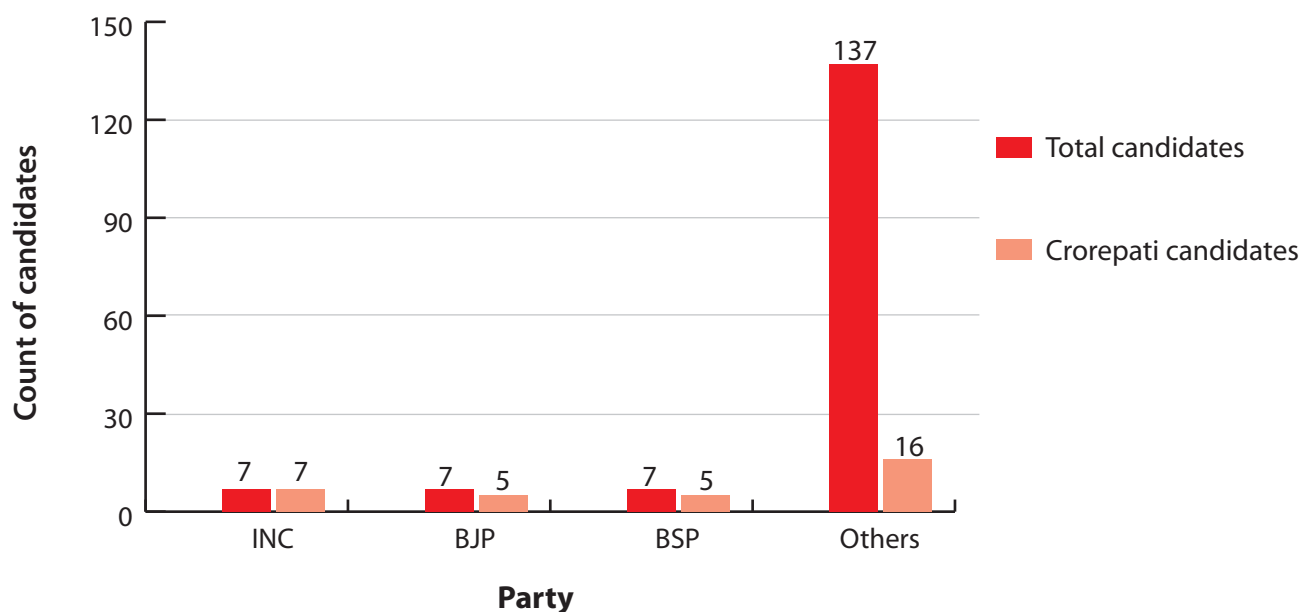
## Analysis based on assets – for candidates

Out of 158 candidates contested Lok Sabha 2009, 33 (21%) were crorepatis. 100% candidates of INC and 71% candidates of each BJP & BSP were crorepatis.

**Table: Crorepati candidates- Party wise break up**

Party	Total candidates analysed	Crorepati candidates	Percentage
INC	7	7	100%
BJP	7	5	71%
BSP	7	5	71%
others	137	16	12%
Total	158	33	21%

**Figure: Crorepati candidates from major parties**



## Average assets for Candidates

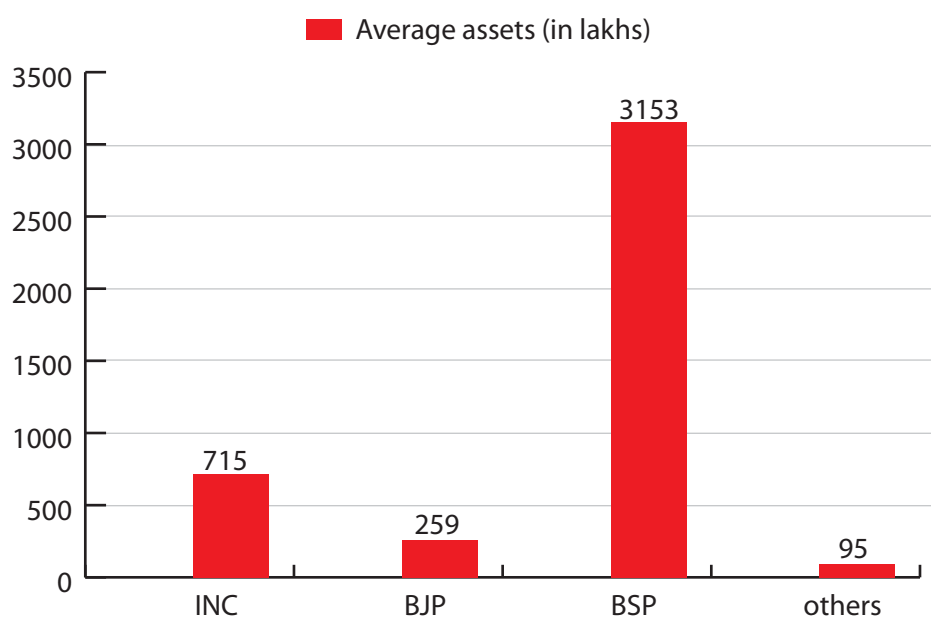
For candidates of INC average assets were approx Rs 7.15 crores. These were more than Rs 2.58 crores for BJP. Detailed list is given below.

**Table: Average assets for candidates Party wise**

Party	Average Assets	Candidate analysed
INC	Rs 7,14,65,724 ~ 7 Cror+	7
BJP	Rs 2,58,51,947 ~ 2 Cror+	7
BSP	Rs 31,53,19,983 ~ 31 Cror+*	6
Other Parties	Rs 95,40,845 ~ 95 Lac+	137

\*One of the candidates of BSP had assets of approx Rs 604 crores & therefore is excluded from the average. If he is included then an average asset of BSP candidates comes out to be Rs 113 Cr.

**Figure: Average assets (in lakhs) for candidates of major parties**



## Top 20 crorepati candidates

Given below is the list of top 20 crorepati candidates who contested Lok Sabha 2009 elections from NCT of Delhi.

**Table: Crorepati Candidates in NCT of Delhi**

S No	Name	Constituency	Party	Movable Assets (Rs)	Immovable Assets (Rs)	Total Assets (Rs)	PAN Given
1	DEEPAK BHARDWAJ	West Delhi	BSP	52,17,22,215	5,51,66,25,160	6,03,83,47,375 603 Cror+	Y
2	KANWAR SINGH TANWAR	South Delhi	BSP	4,08,11,008	1,50,91,66,267	1,54,99,77,275 154 Cror+	Y
3	MOHD. SHEAR NABI CHAMAN	North East Delhi	IND	82,80,000	60,36,00,000	61,18,80,000 61 Cror+	N
4	KAPIL SIBAL	Chandni Chowk	INC	6,76,08,459	23,58,35,332	30,34,43,791 30 Cror+	Y
5	MOHD. MUS-TAQEEM	Chandni Chowk	BSP	7,34,38,297	12,15,00,000	19,49,38,297 19 Cror+	Y
6	DINESH JAIN	West Delhi	IND	72,23,000	11,35,00,000	12,07,23,000 12 Cror+	Y
7	JITENDAR KUMAR GUPTA	New Delhi	BPC	20,55,000	9,00,00,000	9,20,55,000 9 Cror+	N
8	HAJI DILSHAD ALI	North East Delhi	BSP	22,47,480	7,25,00,000	7,47,47,480 7 Cror+	Y
9	MAHABAL MISHRA	West Delhi	INC	1,76,10,588	4,43,90,000	6,20,00,588 6 Cror+	Y
10	TRILOK CHAND SHARMA	New Delhi	BSP	2,51,56,700	3,37,46,685	5,89,03,385 5 Cror+	Y
11	VIJENDER KUMAR GUPTA	Chandni Chowk	BJP	85,47,690	4,82,00,000	5,67,47,690 5 Cror+	Y
12	AJAY MAKAN	New Delhi	INC	2,54,05,740	1,47,42,300	4,01,48,040 4 Cror+	Y
13	VIJAY GOEL	New Delhi	BJP	1,78,66,912	2,03,00,000	3,81,66,912 3 Cror+	Y
14	KRISHAN KUMAR TYAGI	New Delhi	IND	71,18,300	2,66,00,000	3,37,18,300 3 Cror+	Y
15	RAMESH BIDHURI	South Delhi	BJP	58,41,155	2,45,00,000	3,03,41,155 3 Cror+	Y
16	KALIRAM TOMAR	North East Delhi	IJP	9,74,297	2,80,00,000	2,89,74,297 2 Cror+	Y

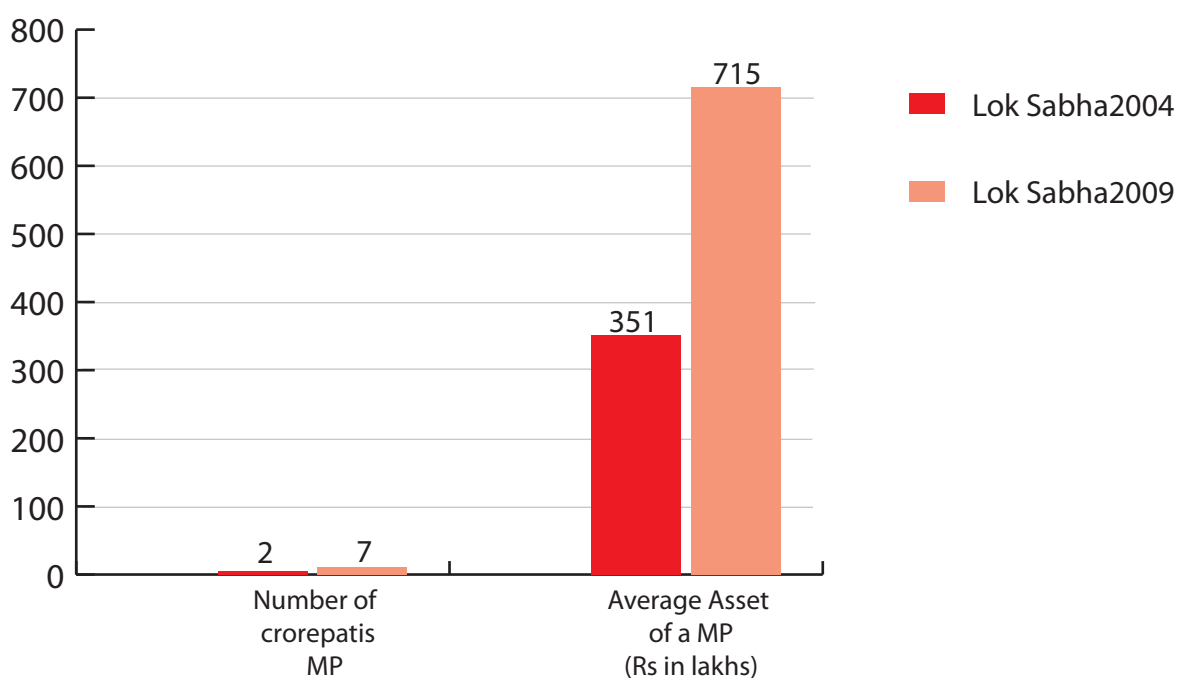
S No	Name	Constitu- ency	Party	Movable Assets (Rs)	Immovable Assets (Rs)	Total Assets (Rs)	PAN Given
17	SURENDER SINGH DABAS	New Delhi	IND	14,81,877	2,50,00,000	2,64,81,877 2 Cror+	Y
18	RAMESH KUMAR	South Delhi	INC	13,45,997	2,45,00,000	2,58,45,997 2 Cror+	Y
19	JAI PRAKASH AGARWAL	North East Delhi	INC	64,78,873	1,84,50,000	2,49,28,873 2 Cror+	Y
20	CHETAN CHAUHAN	East Delhi	BJP	1,05,45,217	1,38,00,000	2,43,45,217 2 Cror+	Y

## Analysis based on assets- for MPs

All the 7 MPs in Lok Sabha 2009 from NCT of Delhi are crorepatis. In 2004 there were 2 crorepati MPs from NCT of Delhi. This shows an increase of 250% in the number of crorepati MPs in Lok Sabha 2009 from Lok Sabha 2004. The average asset of a MP in Lok Sabha 2004 was Rs 351 Lac (Approx) which rose to Rs 7.15 cr in Lok Sabha 2009. Between 2004 & 2009 there has been an average asset increase of 104% for MPs.

	In Lok Sabha 2004	In Lok Sabha 2009	Increase	% Increase
Number of crorepati MPs	2	7	5	250%
Average Asset of a MP( In Lakhs)	351	715	364	104%

**Figure: Comparison Lok Sabha 2004 and Lok Sabha 2009 based on assets**



## **Chances of winning based on assets**

As can be seen from the table, the higher the assets the more are the chances of winning of a candidate. In the Lok Sabha 2009 elections, all the winning candidates from NCT of Delhi are Crorepati. The election results seemed to be highly influenced by the money power of the candidates

**Table: Chances of winning based on assets**

value of assets	Number of candidates analyzed	Number of MPs	% of MPs
Very high (5 cr and above)	11	2	18%
High (50 lakhs to 5 cr)	44	5	11%
Medium (50 lakhs to 10 lakhs)	39	0	0%
Low (less than 10 lakhs)	64	0	0%

## **Crorepati MPs- Party wise break up**

All the MPs from NCT of Delhi in Lok Sabha 2009 are from INC and all are crorepati.

**Table: Crorepati MPs- Party wise break up**

Party	Total Candidates analysed	Total crorepati candidates	Total MPs	Total crorepati MPs	% of crorepati MPs
INC	7	7	7	7	100%

## **Average assets per MP for major parties**

INC won all the 7 seats in NCT of Delhi. Average asset for a MP from NCT of Delhi was Rs 7.15 crores.

**Table: Average assets for MPs**

Party	No of candidates analysed	Average assets for candidates	No of MPs	Average assets for MPs
INC	7	Rs 7,14,65,724 ~ 7 Cror+	7	Rs 7,14,65,724 ~ 7 Cror+

## Female representation in Lok Sabha 2009 elections

Out of 160 candidates in Lok Sabha 2009 elections from NCT of Delhi only 18 or 11% women contested. Only one women candidate made it to the parliament.



# Full Asset and pending criminal cases details

## Assets for all MPs from NCT of Delhi in Lok Sabha 2009

Se- rial	Name	Constitu- ency	Party	Movable As- sets (Rs)	Immovable Assets (Rs)	Total Assets (Rs)	Liabilities	PAN Given
1	KAPIL SIBAL	Chandni Chowk	INC	30,34,43,791 30 Cror+	6,76,08,459 6 Cror+	23,58,35,332 23 Cror+	0.00	Y
2	MAHABAL MISHRA	West Delhi	INC	6,20,00,588 6 Cror+	1,76,10,588 1 Cror+	4,43,90,000 4 Cror+	9,89,118 9 Lacs+	Y
3	AJAY MAKAN	New Delhi	INC	4,01,48,040 4 Cror+	2,54,05,740 2 Cror+	1,47,42,300 1 Cror+	0.00	Y
4	RAMESH KUMAR	South Delhi	INC	2,58,45,997 2 Cror+	13,45,997 13 Lacs+	2,45,00,000 2 Cror+	3,29,812 3 Lacs+	Y
5	JAI PRAKASH AGARWAL	North East Delhi	INC	2,49,28,873 2 Cror+	64,78,873 64 Lacs+	1,84,50,000 1 Cror+	0.00	Y
6	SANDEEP DIK- SHIT	East Delhi	INC	2,27,46,428 2 Cror+	54,87,628 54 Lacs+	1,72,58,800 1 Cror+	19,80,887 19 Lacs+	Y
7	KIRSHNA TI- RATH	North West Delhi	INC	2,11,46,350 2 Cror+	91,46,350 91 Lacs+	1,20,00,000 1 Cror+	0.00	Y

## Full details of pending criminal cases on MPs from NCT of Delhi

S. No.	Name	State/ Dist	Constitu- ency	Party	Age	Seri- ous IPC Counts	No of Cases in which Ac- cused	No. of Cases in which Con- victed	Total
1	AJAY MAKAN	NATIONAL CAPITAL TERRITORY OF DELHI	New Delhi	INC	45	0	1	0	1
Cases (Accused)			IPC Section		Description				
1. IPC Sections - 147, 149, 341 , Other Details -			147		rioting				
			149		Every member of unlawful assembly guilty of offence committed in pros- ecution of common object				
Cases (Convicted) -----No Cases-----			341		wrongful restraint				

# Orissa

## Lok Sabha 2009 Elections

# CONTENTS

Executive summary for candidates & MPs.....	721
Voting and winning trend.....	723
Analysis based on pending criminal cases.....	725
Pending criminal cases- analysis for candidates.....	725
Party wise break up for candidates with pending criminal cases .....	725
Serious crimes distribution – Party wise .....	727
Details for candidates based on pending criminal cases.....	729
Pending criminal cases- analysis for MPs .....	731
Party wise break up for MPs with pending criminal cases.....	732
Party wise comparison of pending criminal cases on MPs in LS 2004 & LS 2009 .....	733
MPs with serious pending criminal cases.....	733
Analysis based on assets.....	734
Analysis based on assets – for candidates .....	734
Average assets for Candidates.....	735
Top 20 crorepati candidates.....	736
Analysis based on assets- for MPs.....	737
Chances of winning based on assets.....	738
Crorepati MPs- Party wise break up.....	738
Average assets per MP for major parties .....	739
Asset position in constituency among candidates and chances of winning.....	740
Details of crorepati MPs .....	741
Female representation in Lok Sabha 2009 elections .....	742
Full Asset and pending criminal cases details.....	743
Assets for all MPs from Orissa in Lok Sabha 2009.....	743
Full details of pending criminal cases on MPs from Orissa.....	745

# Orissa Election Watch\*

## Lok Sabha elections 2009

Lok Sabha 2009 elections were held in two phases in Orissa on April 16, 2009 and April 23, 2009. This chapter includes the analysis of voting trend, criminalization, money power, gender etc in these elections. Information provided by ECI and details from the affidavits filed by contesting candidates have been used for above analysis.

### **Growth of political parties**

In Lok Sabha 2004, 14 parties contested elections which rose to 21 in Lok Sabha 2009 elections. This reflects a rise of 50% in the number of parties from Lok Sabha 2004 elections to Lok Sabha 2009 elections.

### **Growth in number of candidates**

A total of 157 candidates contested Lok Sabha 2009 elections from Orissa as compared to 100 candidates in Lok Sabha 2004. This shows a growth of 57% in number of candidates contesting in 2009.

## **Executive summary for candidates and MPs**

### **Summary for candidates**

- Affidavits of 156 candidates out of 157 contested Lok Sabha 2009 elections were analyzed by Orissa Election Watch (OEWS).
- Out of these 156 candidates, 33 candidates or 21.15% declared pending criminal cases against them. BJP had 9 out of 21 (42.86%) candidates with pending criminal cases, INC had 7 out of 21 (33.33%) candidates with pending criminal cases, BJD had 5 out of 18 (27.78%) candidates with pending criminal cases and BSP had 4 out of 19 (21.05%) candidates with pending criminal cases.

\* This chapter would not have been possible without the efforts of several volunteers, groups and organizations from the state. ADR and NEW especially acknowledge with gratitude the efforts of Mr.Ranjan Mohanty (State coordinator, Orissa Election Watch); Justice Ch. P.K. Mishra, (Former Judge, Orissa High Court); S.J. Sahadev Sahoo (Former Chief Secretary, Orissa); S.J. A.B. Tripathy (Former D.G. Police, Orissa); S.J. Syama Sundar Das (Eminent Social Worker); Dr. Sarat Pujari (Ex-Principal & Film personality); Prof. Surya Narayan Mishra (P.G. Dept., Pol. Science, Utkal University); Prof. Rita Ray (P.G. Dept. Of Sociology); Prof. Prabir Pattanaik (P.G. Dept. Of Law, Utkal University); Dr. Seba Mohapatra (Ex-Director, Health & Family Welfare); S.J. Subas Dash (Playback Singer & Music Director); Kshyamakar Swain (OVHA); Mr.Sitakanta Dash (Supporter, Bhadrakh); Ms.Rashmi Mohanty (Unnayan, Balasore); Mr.Prasanna Mishra (RRO, Keonjhar); Mr. Hrushikesh Panda (Cophee, Jajpur); Mr.Bijaylal Mohanta (Creftda, Mayurbhanja); Ms.Smita Patnaik (Nari Surakhya Samiti, Anugul); Mr.Sankarsan Hota (Pipar, Dhenkanal); Mr.Prasant Ku. Biswal (Sewa, Deogarh); Mr.Sanatan Marandi / Anandini Padhi, (AJKS / SEHEDA, Jharsuguda); Ms.Lili Sahu (Shetd, Bargarh); Mr.Umesh Purohit (YSC, Bolangir); Mr.Bikash Mohapatra / Mr.Bikash Das (Suprativa / Clap, Cuttack); Mr.Sudhir Sabat (ISRD, Ganjam); Minati Padhi / Mr. A. Jagannath Raju (IWD / CCD, Gajapati); Ms.Aradhana Nanda / Mr. Raju Sharma (FARR / DAPTA, Kalahandi); Mr.Rajendra Meher (YCDA, Boudh); Mr.Sarat Ch. Nayak (Swabalambi, Jagatsingpur); Evarani Patnaik (Adarsha, Nuapada); Mr.Binayak Swain (Batnet, Kendrapada); Mr.J.S. Mohanty / Mr.Ganesh Parida / Ms. Kasturi Mohapatra (PECUC / CYSD / OLS, Khurda); Mr.Rajkishore Swain (Freedom, Puri); Mr.Sanjeet Patnaik (Sova, Koraput); Mr.Basant Kumar Lenka / Mr.Nityananda Pradhan (Puspac/Parivartan, Malkangiri); Mr.Pratap Ch. Benu (SARD, Nabarangpur); Mr.Kailash Ch. Pal (Pragati, Rayagada); Mr.Arjuna Pradhan / Mr.K.C. Mallick & Sisir Sahoo, (Sampark /Biswa, Sambalpur); Mr.Khirood Raoutray (Udyog, Sundergarh); Ms.Aruna Mohanty / Mr.Parikhit Patnaik (Niswarth / Guc, Nayagarh); Mr. P. K. Pradhan / Ms.Sukanta Mohanty (Slajus Sevabharati, Kandhamal); Gouri Shyam Panda (RARE, Sonapur).

This volume is dedicated to all who were part of the Election Watch.

- Out of these 33 candidates with pending criminal cases, 21 had pending serious criminal cases like murder, attempt to murder, kidnapping, robbery, extortion etc. BJP had 5, INC – 5, BSP- 3, and BJD -2 candidates with pending serious criminal cases.
- There were 79 candidates of four main parties (BJD, INC, BJP, & BSP) and out of these 79 candidates 25 (31.64%) had pending criminal cases against them.
- There were 42 IPC charges of heinous nature on the candidates which included murder, attempt to murder, Theft, kidnapping, extortion, etc.
- There were total 4 Red Alert constituencies where 3 or more contesting candidates had pending criminal cases. Kalahandi and Bargarh had 4 candidates with pending criminal cases followed by Balasore, and Dhenkanal which had 3 candidates with pending criminal cases.
- A total of 27 candidates out of 156 i.e. 17.30% were crorepatis.
- A total of 6 candidates declared zero assets.
- A total of 26 candidates declared liabilities 5 lakhs and above.
- Among major parties, the average asset per candidate for BJD was Rs. 3.53 crores, for INC was Rs 96.75 lakhs, for BJP was Rs 76.63 lakhs, and for BSP was Rs. 39.66 lakhs.
- 53.20% of candidates (83 of 156) had not furnished PAN card details.
- Number of women candidates was just 9 (6%) as compared to 148 of men (94%).
- More than 68.59% candidates (107 of 156) were graduates & above.
- None of the parties managed to get votes anywhere near 50%. The highest votes polled were approx 37% for BJD and it was about 24% of the total registered voters. INC managed 33% of the votes and BJP 17%.

## **Summary for MPs**

- Of the 21 candidates with the most serious criminal cases against them, only 2 won and the remaining 19 were rejected by the voters.
- Out of 21 MPs, 5 (23.81%) have pending criminal cases against them. Comparing this to Lok Sabha 2004, affidavits were available for 21 MPs out of which 3 (14.29%) had pending criminal cases against them.
- Out of these 5 MPs with pending criminal cases, there are pending serious criminal cases against 2 MPs (9.52%). Contrasting this with Lok Sabha 2004, 3 MPs (14.29%) had serious pending criminal cases.
- The number of MPs with pending criminal cases has increased from 3 in Lok Sabha 2004 to 5 in Lok Sabha 2009; the number of total criminal cases against MPs has increased from 12 in Lok Sabha 2004 to 23 in Lok Sabha 2009. But the number of total serious IPC sections against MPs has decreased from 4 in 2004 to 3 in 2009.
- The number of crorepati MPs has increased from 4 in Lok Sabha 2004 to 6 in Lok Sabha 2009.
- Among major parties, the approx average asset per MP for BJD was Rs. 4.36 crores and INC Rs 34.64 lacs.
- Average asset for a MP from Orissa was Rs 3.03 crores.
- Out of 21 MPs, 5 had not declared their PAN details.
- Out of 9 women candidates, not a single candidate managed to win. Hence no women representation in current Lok Sabha.

# Voting and winning trend

## Voting analysis

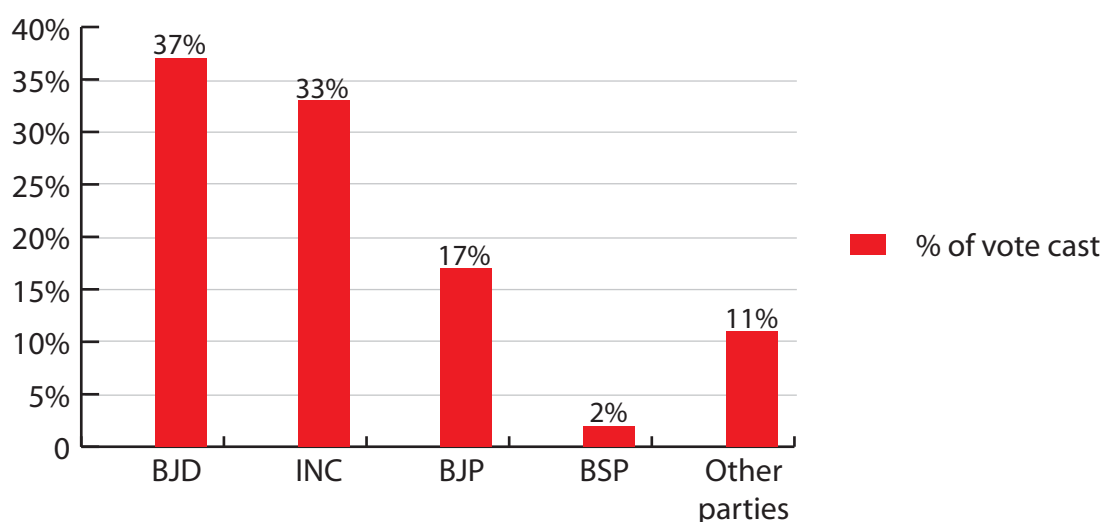
The % of votes polled by the four major parties clearly shows that none of them got anywhere close to the 50% mark. Total voting in the state was only 65%. BJD managed approx 37 % of the votes cast and only 24% of the registered voters. INC managed just 33% votes cast and 21% of registered voters. The total electorate (registered voters) in Orissa was 27,194,864 and the total votes cast were 17,761,984.

**Table: % of votes polled**

Party	Total votes cast for the party	% of votes cast	% of total registered voters
Biju Janata Dal	6,612,552	37%	24%
Indian National Congress	5,816,904	33%	21%
Bharatiya Janata Party	2,999,520	17%	11%
Bahujan Samaj Party	337,916	2%	1%
Others	1,995,092	11%	7%

Further break-up is given in the table:

**Figure: Per cent of votes cast in Orissa - Party wise**



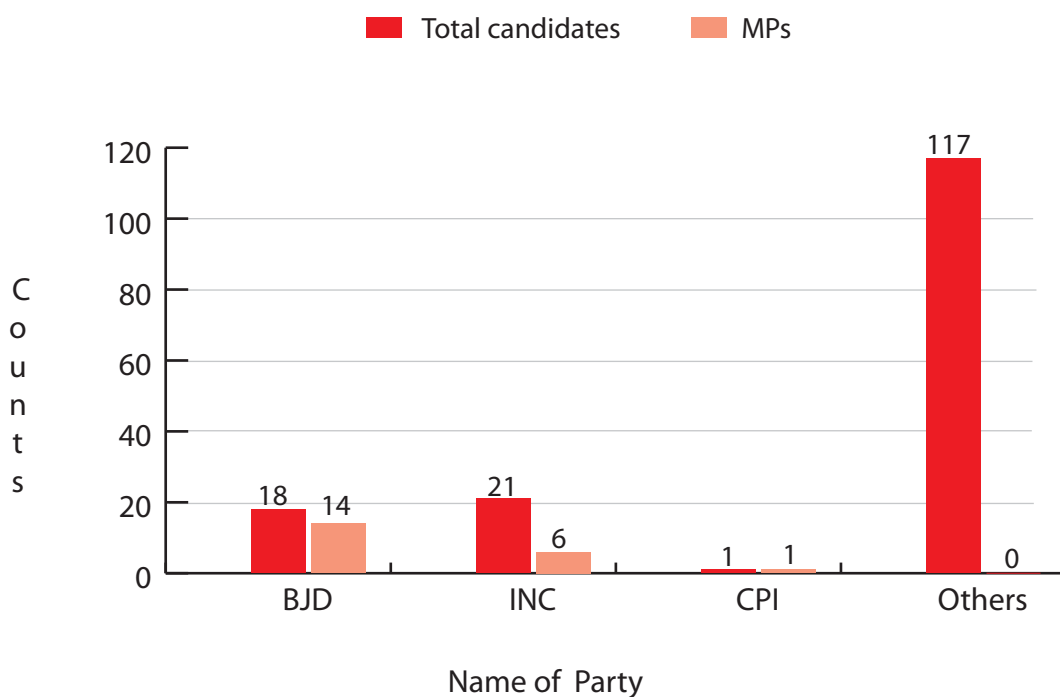
## Candidates vs MPs

Orissa has 21 parliamentary constituencies. Maximum numbers of MPs (14) are from BJD followed by 6 of INC and only one from CPI. The breakup of MPs as compared to total candidates from the party are-

**Table: Candidates & MPs – Orissa**

Party	Total candidates	MPs
BJD	18	14
INC	21	6
CPI	1	1
Others	117	0
Total	157	21

**Figure: Candidates vs MPs- Party wise**



# Analysis based on pending criminal cases

## Pending criminal cases- analysis for candidates

A total of 156 affidavits were analyzed by OEW for Lok Sabha 2009 elections. Out of these 156 candidates, 33 candidates or 21.15% declared pending criminal cases against them. Out of these 33 candidates with pending criminal cases, 21 had pending serious criminal cases like attempt to murder, kidnapping, robbery, theft, extortion etc.

## Party wise break up for candidates with pending criminal cases

Total 33 candidates contesting elections from Orissa had pending criminal cases against them. Out of 21 candidates of BJP, 9 (28%) had pending criminal cases, 7 out of 21 candidates of INC had pending criminal cases and 5 out of 18 candidates of BJD had pending criminal cases .

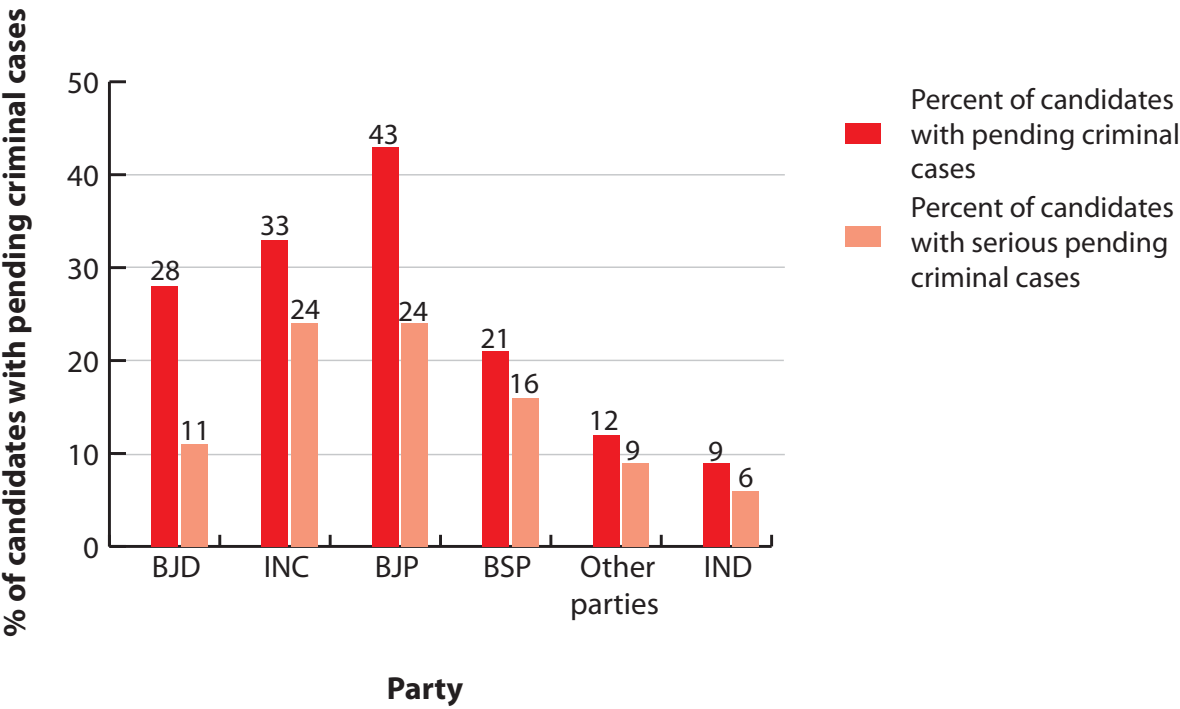
Out of these 33 candidates with pending criminal cases, 21 had pending serious criminal cases against them. These serious cases include murder and related charges, attempt to murder, kidnapping, extortion, dacoity, theft, robbery etc. The break up is given in the table below.

**Table: Candidates with pending criminal cases and serious pending criminal cases- party wise break up**

Party	Total candidates analysed	Candidates with pending criminal cases	Percent of candidates with pending criminal cases	Number of candidates with pending serious criminal cases	Percent of candidates with pending serious criminal cases
BJD	18	5	28%	2	11%
INC	21	7	33%	5	24%
BJP	21	9	43%	5	24%
BSP	19	4	21%	3	16%
Other parties	43	5	12%	4	9%
IND	34	3	9%	2	6%
Total	156	33	21%	21	13%



**Figure: Comparison of pending criminal cases and serious pending criminal cases for candidates of main parties from Orissa**



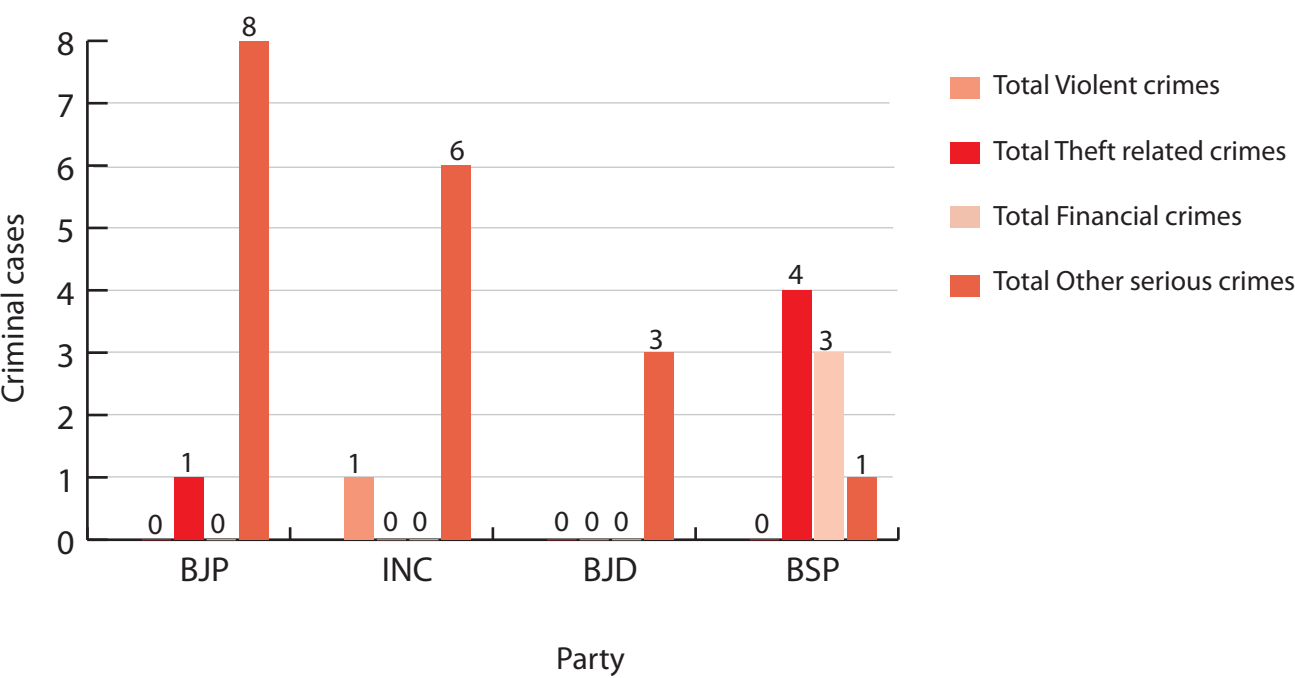
## Serious crimes distribution – party wise

The table below shows the breakup of serious IPC sections for candidates of major parties. Serious crimes have been distributed in categories of violent crimes, theft related crimes, and finance related crimes and other serious crimes.

**Table: Serious IPC section break up for candidates of major parties**

IPC/Party	IPC Description	BJP	INC	BJD	BSP	Total for major parties
<b>VIOLENT CRIMES</b>						
324 325 326	Voluntarily causing hurt by dangerous weapons or means	0	0	0	0	1
363 364 364A 365	Kidnapping	0	1	0	0	1
<b>Total Violent Crimes</b>		<b>0</b>	<b>1</b>	<b>0</b>	<b>0</b>	<b>2</b>
<b>ROBBERY, EXTORTION, THEFT, CHEATING ETC</b>						
379 380	Theft	1	0	0	1	2
411 412 413 415 416 417 418 419 420	Cheating and dishonesty , stolen property	0	0	0	3	3
<b>Total Theft related crimes</b>		<b>1</b>	<b>0</b>	<b>0</b>	<b>4</b>	<b>5</b>
<b>FINANCIAL FRAUD ETC</b>						
463 465 467 468 469 471	Forgery	0	0	0	3	3
<b>Total Financial crimes</b>		<b>0</b>	<b>0</b>	<b>0</b>	<b>3</b>	<b>3</b>
<b>OTHER SERIOUS CRIMES</b>						
194	Giving or fabricating false evidence with intent to procure conviction of capital offence	1	0	0	0	1
253	Possession of Indian coin by person who knew it to be altered when he became possessed thereof	1	0	0	0	1
274	Adulteration of drugs	0	0	1	0	1
293	Sale, etc., of obscene objects to young person	0	0	0	0	0
294	Obscene acts and songs	6	6	2	1	15
295	Injuring or defiling place of worship with intent to insult the religion of any class	0	0	0	0	0
<b>Total Other Serious crimes</b>		<b>8</b>	<b>6</b>	<b>3</b>	<b>1</b>	<b>16</b>
<b>Total for major parties</b>		<b>9</b>	<b>7</b>	<b>3</b>	<b>8</b>	<b>26</b>

Figure: Serious IPC section break up for candidates of major parties



## Details for candidates based on pending criminal cases

The table below lists candidates with serious pending criminal cases. Most of them had pending criminal cases of attempt to murder, kidnapping, dacoity, cheating etc. Gopal Chandra Kar from Cuttack had 5 pending serious cases against him. Out of these 21 candidates with serious pending criminal cases, only 2 won and rest 19 were rejected by the voters. The detailed list is given below.

S. No.	Name	Constituency	Party	Age	Seri-ous IPC Counts	Total Cases	Details of Serious IPC Counts	Won/ Lost
1	Gopal Chandra Kar	Cuttack	BSP	63	5	1	5 charges related to cheating and forgery	Lost
2	SANGEETA KUMARI SINGDEO	Bolangir	BJP	47	3	3	3 charge related to Ob-scene acts and songs	Lost
3	Praful Kumar Sahoo	Bhubaneswar	RPI(A)	38	3	2	1 charge related to attempt to murder and 2 charge related to Ob-scene acts and songs	Lost
4	Arun Dey	Balasore	NCP	63	3	2	1 charge related to attempt to murder and 2 charge related to Ob-scene acts and songs	Lost
5	Jnandev Beura	Kendrapara	BJP	44	3	2	1 charge related to possession of Indian coin by person who knew it to be altered when he became possessed thereof, 1 charge related to Ob-scene acts and songs and 1 charge related to theft.	Lost
6	Sudam Marndi	Mayurbhanj	JMM	43	3	2	1 charge related to Kidnapping or abducting 1 charge related to theft and 1 charge related to extortion.	Lost
7	Rabindra Kumar Sethy	Jagatsinghpur	INC	54	2	3	2 chares related to ob-scene acts and songs	Lost
8	Nakul Nayak	Kandhamal	SP	46	2	3	2 chares related to ob-scene acts and songs	Lost
9	KALIKESH NARAYAN SINGH DEO	Bolangir	BJD	34	2	2	2 chares related to ob-scene acts and songs	Won
10	Surendra Kumar Agrawal	Bargarh	IND	37	2	2	1 chare related to ob-scene acts and songs and 1 charge related to theft.	Lost

S. No.	Name	Constituency	Party	Age	Serious IPC Counts	Total Cases	Details of Serious IPC Counts	Won/ Lost
11	Kamala Kanta Pandey	Kandhamal	IND	64	2	2	1 charge related to Promoting enmity between different groups on grounds of religion, race, place of birth, residence, language, etc., and doing acts prejudicial to maintenance of harmony and 1 charge related to voluntarily causing grievous hurt.	Lost
12	Ranjib Biswal	Kendrapara	INC	38	2	2	1 charge related to Obscene acts and songs and 1 charge related to kidnapping.	Lost
13	Sunil Kumar Agrawal	Bargarh	BSP	37	2	1	1 charge related to theft 1 charge related to dishonestly receiving stolen property.	Lost
14	Bhakta Charan Das	Kalahandi	INC	52	1	4	1 charge related to Obscene acts and songs.	Won
15	Rath Das	Bhadrak	BJP	54	1	1	1 charge related to giving or fabricating false evidence with intent to procure conviction of capital offence.	Lost
16	Chandra Sekhar Tripathy	Dhenkanal	INC	60	1	1	1 charge related to Obscene acts and songs.	Lost
17	Dhanurjaya Sidu	Keonjhar	INC	43	1	1	1 charge related to Obscene acts and songs.	Lost
18	Parameswar Sethi	Jajpur	BJP	40	1	1	1 charge related to Obscene acts and songs.	Lost
19	Sradhanjali Pradhan	Balasore	BSP	40	1	1	1 charge related to Obscene acts and songs.	Lost
20	Radharani Panda	Bargarh	BJP	48	1	1	1 charge related to Obscene acts and songs.	Lost
21	Subash Chandra Nayak	Kalahandi	BJD	62	1	1	1 charge related to adulteration of drugs	Lost

## Pending criminal cases- analysis for MPs

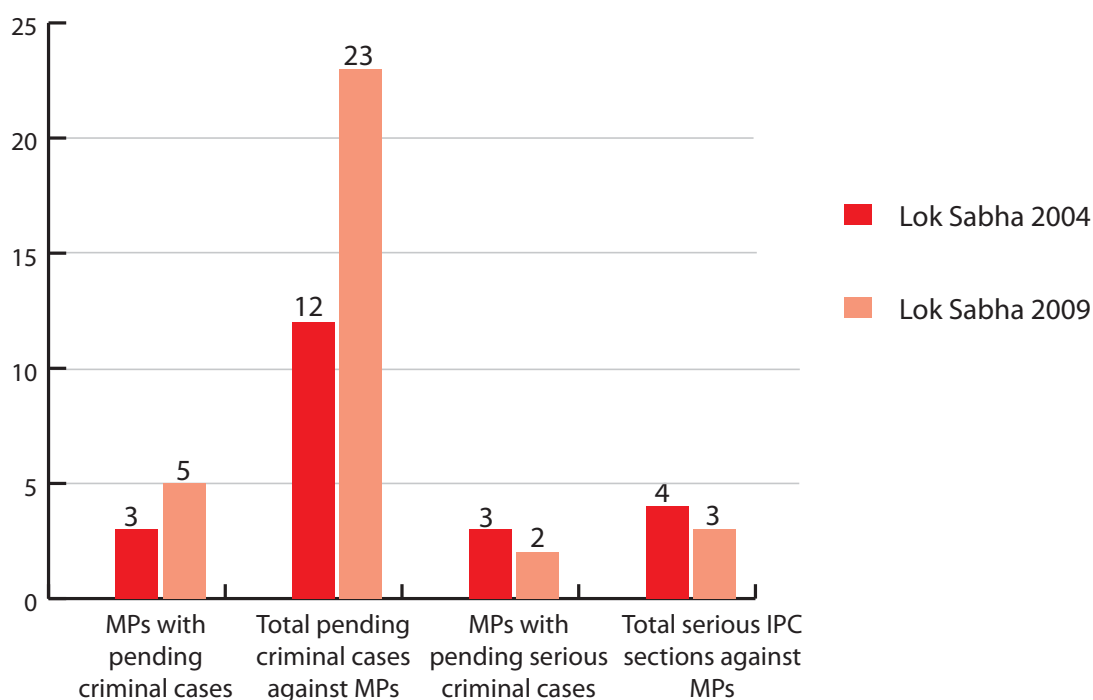
Out of 21 MPs from Orissa in Lok Sabha 2009, 5 MPs have pending criminal cases against them. Out of these 5 MPs, there are pending serious criminal cases against 2 MPs (9.52%). Contrasting this with Lok Sabha 2004, only 3 MPs (14.29%) had serious pending criminal cases.

Given below is a comparative analysis for MPs with pending criminal cases elected from Orissa. The presence of MPs with pending criminal cases from Orissa in Lok Sabha has increased by 67%. However the number of total pending criminal cases has increased by almost 92%. This means that there were an average of 4.6 cases per tainted MP in Lok Sabha 2009 as compared to 4 cases per tainted MP in Lok Sabha 2004.

**Table: Comparison Lok sabha 2004 & Lok Sabha 2009 MPs with pending criminal cases**

	Lok Sabha 2004	Lok Sabha 2009	Increase	% increase
Number of MPs with pending criminal cases	3	5	2	66.67%
Total Pending criminal cases against MPs	12	23	11	91.67%
Number of MPs with pending serious criminal cases	3	2	-1	-33.33%
Total serious IPC sections against MPs	4	3	-1	-25%

**Figure: Comparison Lok Sabha 2004 & Lok Sabha 2009- MPs with pending criminal cases**



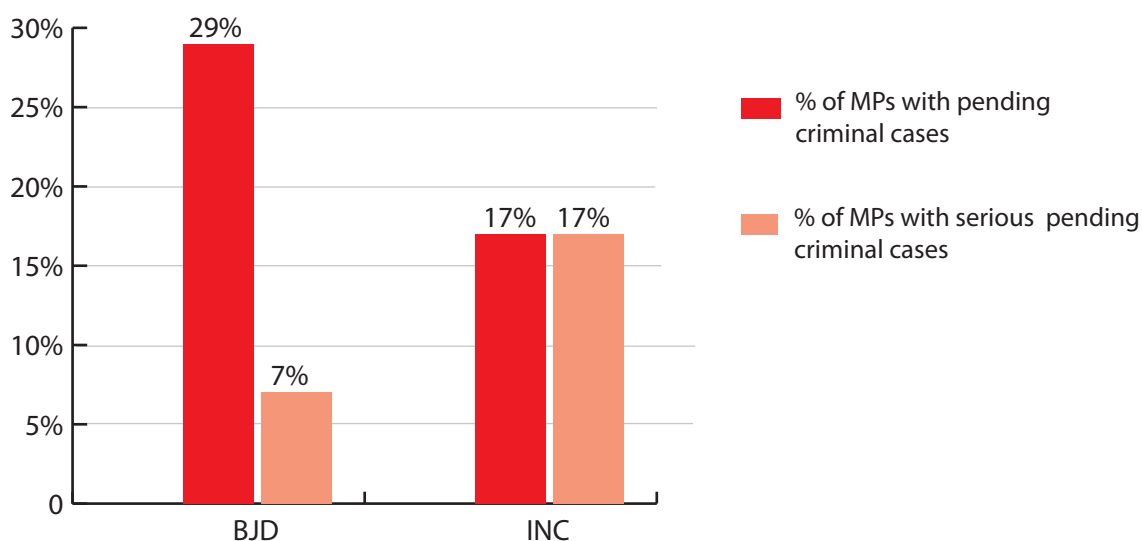
## Party wise break up for MPs with pending criminal cases

Out of total 5 MPs with pending criminal cases 1 each is from BJD and INC. The comparison between total candidates and MPs is given below.

**Table : MPs with pending criminal cases- party wise**

Party	Total candidates analysed	Total MPs	MPs with criminal cases	% of MPs with criminal cases	MPs with serious criminal cases	% of MPs with serious criminal cases
BJD	18	14	4	29%	1	7%
INC	21	6	1	17%	1	17%
Total			5		2	

**Figure: Per cent MPs with pending criminal cases- Party wise**



## Party wise comparison of pending criminal cases on MPs in Lok Sabha 2004 & Lok Sabha 2009

**Table: Comparison Lok Sabha 2004 vs. 2009- MPs with pending criminal cases- Party wise**

Party	Lok Sabha 2004			Lok Sabha 2009		
	Number of MPs	Number of MPs with Pending criminal cases	% of MPs with pending criminal cases	Number of MPs	Number of MPs with Pending criminal cases	% of MPs with pending criminal cases
BJD	11	1	9%	14	4	29%
INC	0	0	0%	6	1	17%
BJP	7	1	14%	0	0	0%
JMM	1	1	100%	0	0	0%

## MPs with serious pending criminal cases

Given below is a list of MPs from Orissa who have serious pending criminal cases against them.

S No	Name	Constituency	Party	Age	Seri-ous IPC Counts	Total no of cases in which accused	Details of serious IPC counts
1	KALIKESH NARAYAN SINGH DEO	Bolangir	BJD	34	2	2	2 chares related to obscene acts and songs
2	Bhakta Charan Das	Kalahandi	INC	52	1	4	1 charge related to Obscene acts and songs.



# Analysis based on assets

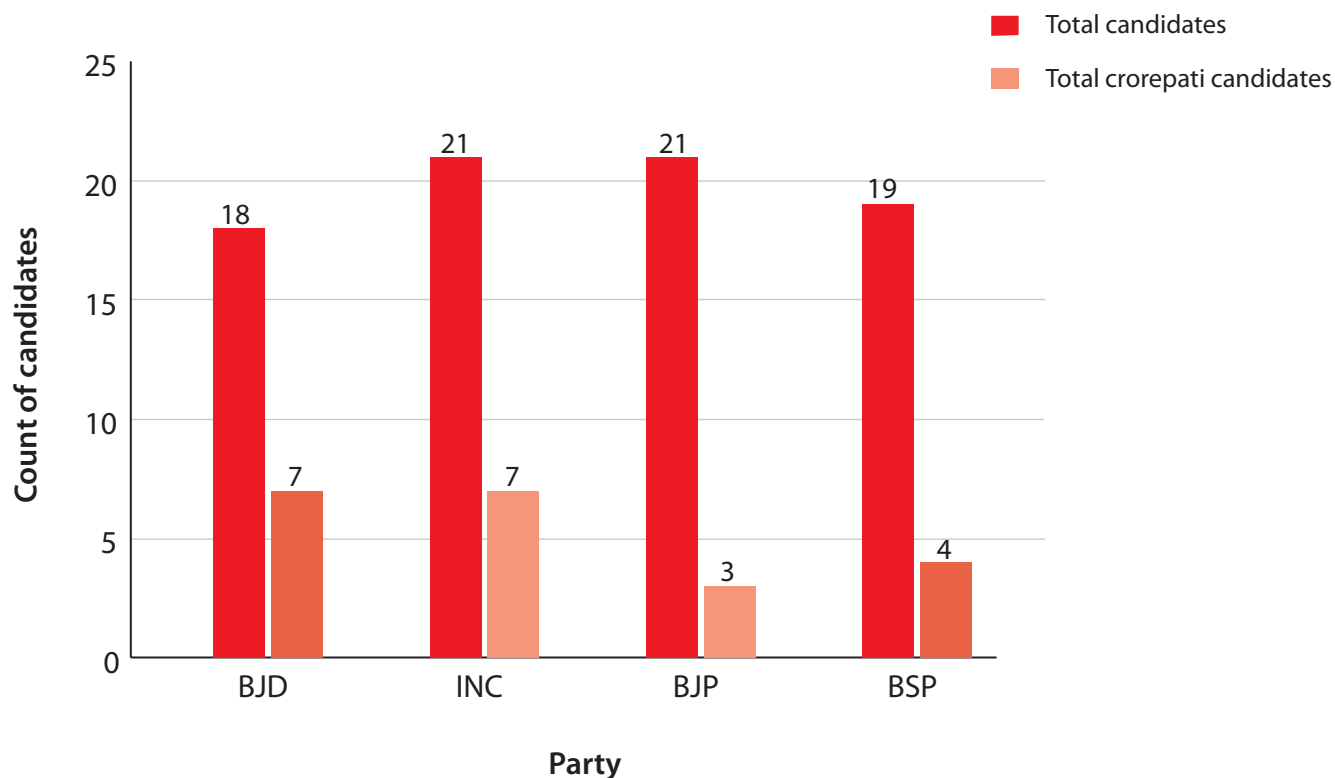
## Analysis based on assets – for candidates

Out of 156 candidates contested Lok Sabha 2009, 27 were crorepatis. BJD had highest number of crorepati candidates 39% followed by INC (33%). Detailed list is given below.

**Table: Crorepati candidates- party wise break up**

Party	Total Candidates analyzed	Crorepati candidates	Percent
BJD	18	7	39%
INC	21	7	33%
BJP	21	3	14%
BSP	19	4	21%
IND	34	3	9%
Other parties	43	3	7%
Total	156	27	17%

**Figure: Crorepati candidates from major parties**



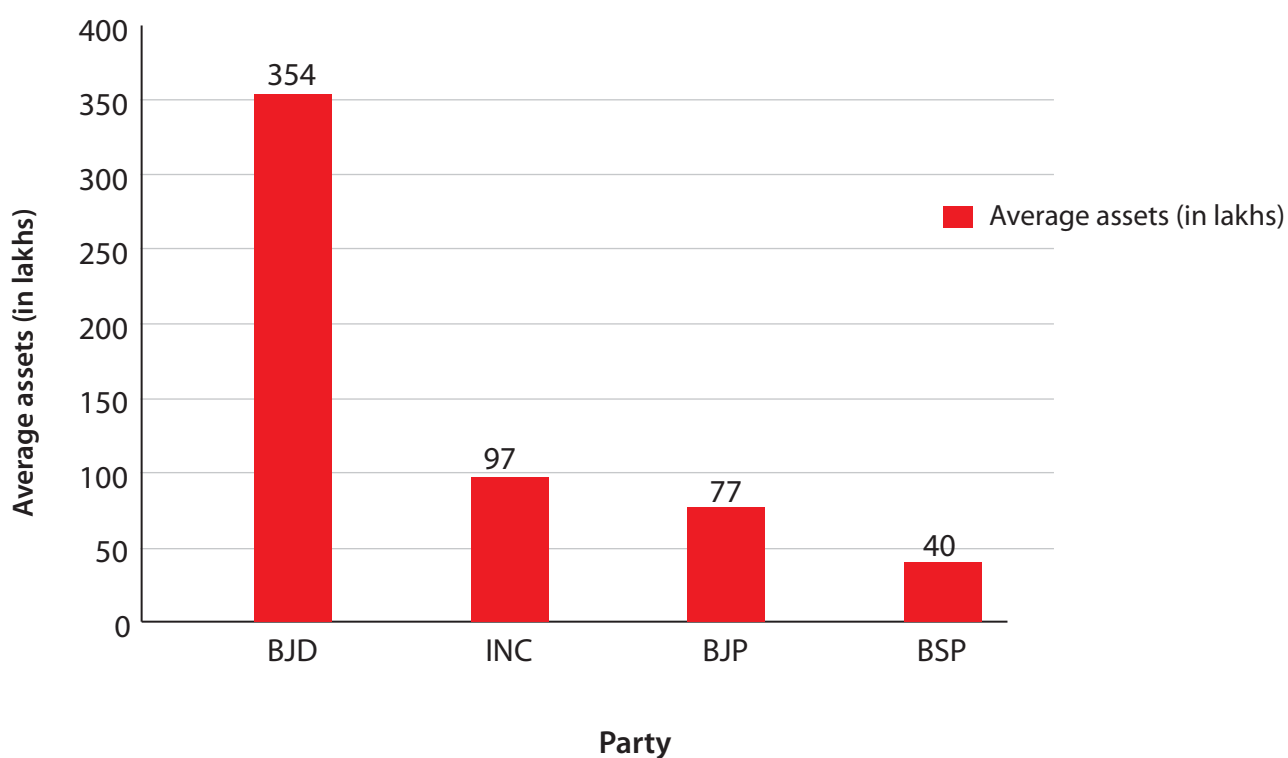
## Average assets for Candidates

For candidates of BJD average assets were approx Rs3.53 crores followed by Rs 0.97 crore for INC. Detailed list is given below.

**Table: Average assets for candidates party wise**

Party	Average Assets	Candidate Count
BJD	Rs 3,53,90,282 ~ 3 Cror+	18
INC	Rs 96,75,763 ~ 96 Lacs+	21
BJP	Rs 76,63,638 ~ 76 Lacs+	21
BSP	Rs 39,66,952 ~ 39 Lacs+	19

**Figure: Average assets (in lakhs) for candidates - of major parties**



## Top 20 crorepati candidates

Given below is the list of top 20 crorepati candidates who contested Lok Sabha 2009 elections from Orissa.

S No	Name	Constituency	Party	Movable Assets (Rs)	Immovable Assets (Rs)	Total Assets (Rs)	PAN Given	Won/ Lost
1	PINAKI MISRA	Puri	BJD	65,00,000	29,04,00,000	29,69,00,000 29 Cror+	Y	Won
2	BAIJAYANT PAN-DA	Kendrapara	BJD	8,83,00,792	7,28,00,000	16,11,00,792 16 Cror+	Y	Won
3	DHANURJAYA SIDU	Keonjhar	INC	12,67,000	5,86,12,258	5,98,79,258 5 Cror+	Y	Lost
4	BIKRAM KESHARI DEO	Kalahandi	BJP	1,05,92,000	4,22,00,000	5,27,92,000 5 Cror+	Y	Lost
5	BHARTRUHARI MAHTAB	Cuttack	BJD	1,75,55,909	3,35,17,952	5,10,73,861 5 Cror+	Y	Won
6	SANGEETA KUMARI SINGDEO	Bolangir	BJP	1,30,17,379	3,26,71,425	4,56,88,804 4 Cror+	Y	Lost
7	KALIKESH NARAYAN SINGH DEO	Bolangir	BJD	2,59,88,172	1,25,54,225	3,85,42,397 3 Cror+	Y	Won
8	NITYANANDA PRADHAN	Aska	BJD	32,56,692	2,30,90,000	2,63,46,692 2 Cror+	Y	Won
9	SURENDRA KUMAR AGRAWAL	Bargarh	IND	1,89,73,514	0	1,89,73,514 1 Cror+	Y	Lost
10	SANTOSH MOHANTY	Bhubaneswar	INC	5,77,799	1,68,16,000	1,73,93,799 1 Cror+	Y	Lost
11	GOPAL CHANDRA KAR	Cuttack	BSP	1,27,91,963	45,80,000	1,73,71,963 1 Cror+	Y	Lost
12	JUAL ORAM	Sundargarh	BJP	73,11,470	97,00,000	1,70,11,470 1 Cror+	Y	Lost
13	BALHANSAGAR	Bolangir	BSP	9,35,000	1,60,00,000	1,69,35,000 1 Cror+	Y	Lost
14	DOMBURU MAJHI	Nabarangpur	BJD	2,40,000	1,62,15,000	1,64,55,000 1 Cror+	Y	Lost
15	RABINDRA KUMAR SETHY	Jagatsinghpur	INC	45,10,000	1,04,00,000	1,49,10,000 1 Cror+	Y	Lost
16	RANJIB BISWAL	Kendrapara	INC	75,33,261	65,37,750	1,40,71,011 1 Cror+	Y	Lost
17	NAKUL NAYAK	Kandhamal	SP	21,52,576	1,13,31,500	1,34,84,076 1 Cror+	Y	Lost
18	NARASINGHA MISHRA	Bolangir	INC	59,80,984	64,50,000	1,24,30,984 1 Cror+	Y	Lost
19	CHITTA RANJAN MUNDA	Keonjhar	IND	3,00,000	1,20,70,000	1,23,70,000 1 Cror+	Y	Lost
20	PAPANNA MUTIKA	Koraput	BSP	70000	1,22,00,000	1,22,70,000 1 Cror+	N	Lost

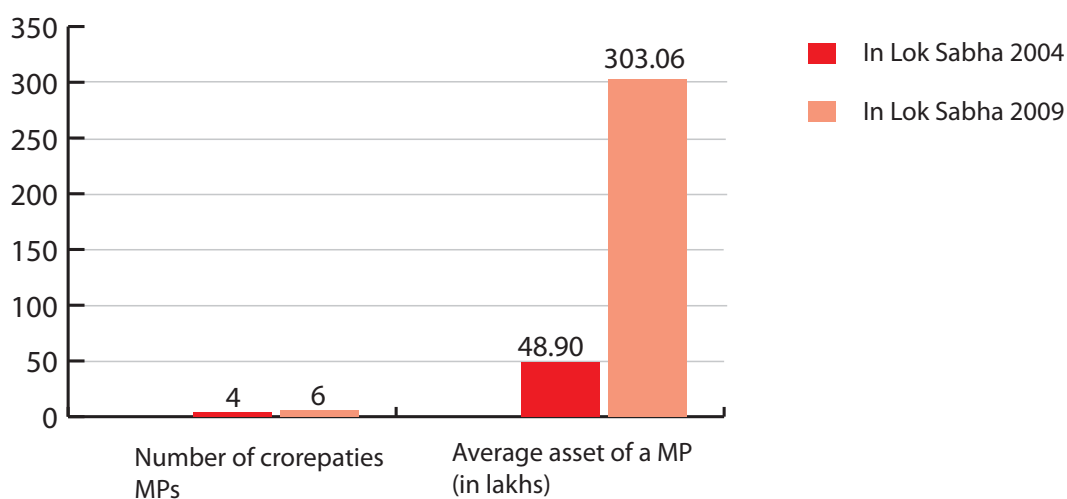
## Analysis based on assets- for MPs

Out of 21 MPs in Lok Sabha 2009, 6 MPs are crorepatis as compared to 4 crorepati MPs from Lok Sabha 2004 i.e. an increase of 50%. The average asset of a MP in Lok Sabha 2004 was Rs 0.49 cr which rose to Rs 3.03 cr in 2009. Between 2004 & 2009 there has been an average asset increase of 520% for MPs.

**Table: Comparison Lok Sabha 2004 and 2009 based on assets**

	In Lok Sabha 2004	In Lok Sabha 2009	Increase	% Increase
Number of crorepatis MPs	4	6	2	50%
Average Asset of a MP (Rs in lakhs)	48.90	303.06	254.16	520%

**Figure: Comparison Lok Sabha 2004 and Lok Sabha 2009 based on assets**



## **Chances of winning based on assets**

As can be seen from the table, the higher the assets the more are the chances of winning of a candidate. 60% of the candidates who declared assets more than 5 crore and above won. On the other hand less than 4% of candidates with assets less than 10 lakh won. The election results seemed to be highly influenced by the money power of the candidates.

**Table: Chances of winning based on assets**

Value of assets	No of candidates	No of MPs	% of MPs
Very high (5 cr and above)	5	3	60%
High (50 lakhs to 5 cr)	40	6	15%
Medium (50 lakhs to 10 lakhs)	43	9	21%
Low (less than 10 lakhs)	68	3	4%

## **Crorepati MPs- Party wise break up**

A total of 6 MPs (29%) from Orissa are crorepatis. All 6 crorepati MPs are from BJD.

**Table: Crorepati MP- party wise break up**

Party	Total Candi- dates	Total crorepati candidates	Total MPs	Total crorepati MPs	% of crorepati MPs
BJD	18	7	14	6	43%
INC	21	7	6	0	0%
Other parties	117	13	1	0	0%
Grand Total	156	27	21	6	29%

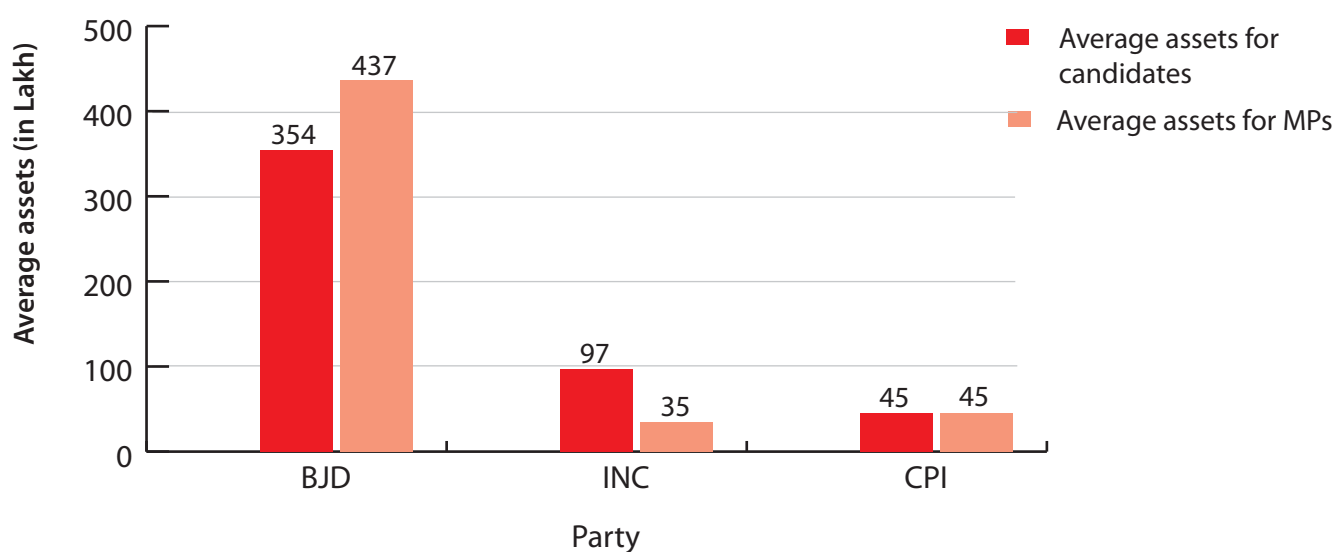
## Average assets per MP for major parties

Average asset for a MP from BJD was Rs 4 crores, for CPI was Rs 0.45 crores followed by 0.35 crores for INC.

**Table: Average assets for MPs**

Party	No of candidates	Average assets for candidates	No of MPs	Average assets for MPs
BJD	18	Rs 3,53,90,282 ~ 3 Cror+	14	Rs 4,36,55,896 ~ 4 Cror+
INC	21	Rs 96,75,763 ~ 96 Lacs+	6	Rs 34,64,118 ~ 34 Lacs+
CPI	1	Rs 44,60,251 ~ 44 Lacs+	1	Rs 44,60,251 ~ 44 Lacs+

**Figure: Comparison average assets for candidates & MPs in Lok Sabha 2009**



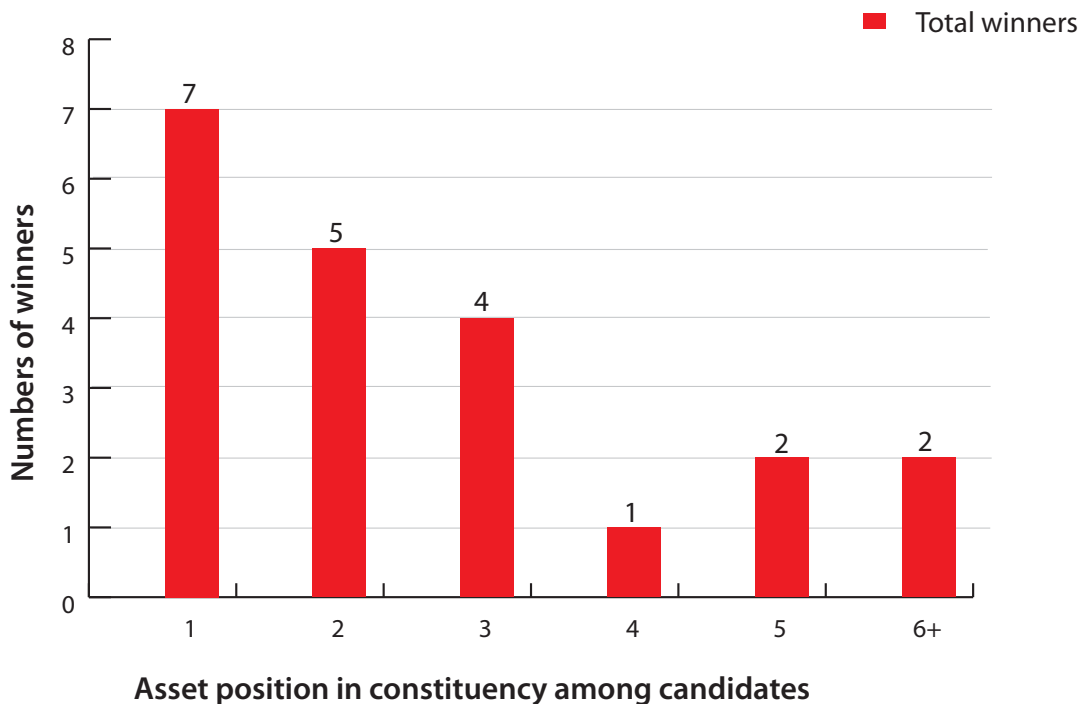
Asset position in constituency among candidates and chances of winning

The following table gives an analysis of asset position in constituency among candidates (highest asset to lowest asset) and their chances of winning. From 7 constituencies almost one third i.e. 33.33% constituencies, candidates with highest declared assets according to their own self sworn affidavits emerged as MPs. From 23.81% constituencies candidates with second highest declared assets won. It means from 57.14% constituencies candidates with either first or second highest declared assets won.

Table: Position in constituency based on assets and MPs

Position in constituency based on assets	Total MPs	% of MPs
1	7	33.33%
2	5	23.81%
3	4	19.05%
4	1	4.76%
5	2	9.52%
6+	2	9.52%
Grand Total	21	100%

Figure: Asset position in constituency among candidates and MPs



## Details of crorepati MPs from Orissa

The table given below is a list of MPs with highest assets

S No	Name	Constituency	Party	Movable Assets (Rs)	Immovable Assets (Rs)	Total Assets (Rs)	PAN Given
1	Pinaki Misra	Puri	BJD	65,00,000	29,04,00,000	29,69,00,000 29 Cror+	Y
2	Baijayant Panda	Kendrapara	BJD	8,83,00,792	7,28,00,000	16,11,00,792 16 Cror+	Y
3	Bhartruhari Mahtab	Cuttack	BJD	1,75,55,909	3,35,17,952	5,10,73,861 5 Cror+	Y
4	KALIKESH NARAYAN SINGH DEO	Bolangir	BJD	2,59,88,172	1,25,54,225	3,85,42,397 3 Cror+	Y
5	Nityananda Pradhan	Aska	BJD	32,56,692	2,30,90,000	2,63,46,692 2 Cror+	Y
6	Arjun Charan Sethi	Bhadrak	BJD	3,50,000	1,07,11,000	1,10,61,000 1 Cror+	Y



# Female representation in Lok Sabha 2009 elections

Only 9 out of 157 candidates (6%) candidates from Orissa in Lok Sabha elections were women and none of them won. The party-wise break up for female candidates was:

**Table: Party wise female representation**

	BJP	BSP	Other parties	IND	Total
Women Candidates	5	1	2	1	9
MPs	0	0	0	0	0

# Full Asset and pending criminal cases details

## Assets for all MPs from Orissa in Lok Sabha 2009

S. No.	Name	Constituency	Party	Age	Total Assets (Rs)	Movable Assets (Rs)	Immovable Assets (Rs)	Liabilities (Rs.)	PAN Given
1	Pinaki Misra	Puri	BJD	49	29,69,00,000 29 Crore+	65,00,000 65 Lacs+	29,04,00,000 29 Crore+	0	Y
2	Baijayant Panda	Kendrapara	BJD	45	16,11,00,792 16 Crore+	8,83,00,792 8 Crore+	7,28,00,000 7 Crore+	4,51,767 4 Lacs+	Y
3	Bhartruhari Mahtab	Cuttack	BJD	51	5,10,73,861 5 Crore+	1,75,55,909 1 Crore+	3,35,17,952 3 Crore+	0	Y
4	KALIKESH NARAYAN SINGH DEO	Bolangir	BJD	34	3,85,42,397 3 Crore+	2,59,88,172 2 Crore+	1,25,54,225 1 Crore+	14,31,104 14 Lacs+	Y
5	Nityananda Pradhan	Aska	BJD	65	2,63,46,692 2 Crore+	32,56,692 32 Lacs+	2,30,90,000 2 Crore+	15,25,000 15 Lacs+	Y
6	Arjun Charan Sethi	Bhadrak	BJD	68	1,10,61,000 1 Crore+	3,50,000 3 Lacs+	1,07,11,000 1 Crore+	25,00,000 25 Lacs+	Y
7	Jayaram Pangi	Koraput	BJD	53	61,82,372 61 Lacs+	12,19,872 12 Lacs+	49,62,500 49 Lacs+	0	Y
8	Bhakta Charan Das	Kalahandi	INC	52	55,82,100 55 Lacs+	4,82,100 4 Lacs+	51,00,000 51 Lacs+	20,61,217 20 Lacs+	Y
9	Tathagata Satpathy	Dhenkanal	BJD	53	55,15,930 55 Lacs+	8,15,930 8 Lacs+	47,00,000 47 Lacs+	0	Y
10	Sidhant Mohapatra	Berhampur	BJD	42	48,00,264 48 Lacs+	9,50,264 9 Lacs+	38,50,000 38 Lacs+	1,18,884 1 Lacs+	Y
11	Srikanta Kumar Jena	Balasore	INC	58	47,62,407 47 Lacs+	19,39,551 19 Lacs+	28,22,856 28 Lacs+	8,62,820 8 Lacs+	Y
12	Bibhu Prasad Tarai	Jagatsinghpur	CPI	42	44,60,251 44 Lacs+	40,72,251 40 Lacs+	3,88,000 3 Lacs+	43,000 43 Thou+	N

S. No.	Name	Constituency	Party	Age	Total Assets (Rs)	Movable Assets (Rs)	Immovable Assets (Rs)	Liabilities (Rs.)	PAN Given
13	Rudra Madhab Ray	Kandhamal	BJD	71	43,87,647 43 Lacs+	12,67,647 12 Lacs+	31,20,000 31 Lacs+	5,66,588 5 Lacs+	Y
14	HEMANAND BISWAL	Sundargarh	INC	67	39,65,199 39 Lacs+	9,65,199 9 Lacs+	30,00,000 30 Lacs+	0	Y
15	Amarnath Pradhan	Sambalpur	INC	51	39,25,000 39 Lacs+	37,04,000 37 Lacs+	2,21,000 2 Lacs+	4,66,494 4 Lacs+	Y
16	Mohan Jena	Jajpur	BJD	52	30,46,404 30 Lacs+	9,86,404 9 Lacs+	20,60,000 20 Lacs+	0	Y
17	Sanjay Bhoi	Bargarh	INC	35	17,00,000 17 Lacs+	3,00,000 3 Lacs+	14,00,000 14 Lacs+	0	Y
18	Prasanna Kumar Patasani	Bhubaneswar	BJD	66	14,77,178 14 Lacs+	2,52,178 2 Lacs+	12,25,000 12 Lacs+	0	N
19	Pradeep Kumar Majhi	Nabarangpur	INC	33	8,50,000 8 Lacs+	8,50,000 8 Lacs+	0	3,45,830 3 Lacs+	N
20	Yashbanta Narayan Singh Laguri	Keonjhar	BJD	38	5,75,000 5 Lacs+	75,000 75 Thou+	5,00,000 5 Lacs+	1,50,00,000 1 Cror+	N
21	Laxman Tudu	Mayurbhanj	BJD	47	1,73,000 1 Lacs+	73,000 73 Thou+	1,00,000 1 Lacs+	38,986 38 Thou+	N

# Full details of pending criminal cases on MPs from Orissa

S. No.	Name	State/ Dist	Constituency	Party	Age	Serious IPC Counts	No of Cases in which Ac-cused	No. of Cases in which Con-victed	Total
1	KALIKESH NARAYAN SINGH DEO	ORISSA	Bolangir	BJD	34	2	2	0	2
<b>Cases (Accused)</b>  1. IPC Sections - 448,427,294,506,34 , Other Details - 2. IPC Sections - 294,506 , Other Details - 3 SC/ST Act			<b>Serious IPC Frequency Table</b>						
			<b>Serious IPC Sections</b>			<b>Number of Times they appear for this candidate</b>			
			294			2			
			Total			2			
			<b>IPC Section</b>			<b>Description</b>			
			34			Acts done by several persons in furtherance of common intention			
			294			Obscene acts and songs			
<b>Cases (Convicted) -----No Cases-----</b>			427			Mischief causing damage to the amount of fifty rupees			
			448			house-trespass			
			506			criminal intimidation			
S. No.	Name	State/ Dist	Constituency	Party	Age	Serious IPC Counts	No of Cases in which Ac-cused	No. of Cases in which Con-victed	Total
2	BHAKTA CHARAN DAS	ORISSA	Kalahandi	INC	52	1	4	0	4
<b>Cases (Accused)</b>  1. IPC Sections - 448,294,355, 34 , Other Details - 2. IPC Sections - 143,283,186 , Other Details - 1/2004 3. IPC Sections - , Other Details - 112,123 Motor vehicle Act 4. IPC Sections - , Other Details - 112,125 Motor Vehicle Act			<b>Serious IPC Frequency Table</b>						
			<b>Serious IPC Sections</b>			<b>Number of Times they appear for this candidate</b>			
			294			1			
			Total			1			
			<b>IPC Section</b>			<b>Description</b>			
			34			Acts done by several persons in furtherance of common intention			
			143			Being member of an unlawful assembly			

Cases (Convicted) -----No Cases----			186	Obstructing public servant in discharge of public functions					
			283	Danger or obstruction in public way or line of navigation					
			294	Obscene acts and songs					
			355	Assault or criminal force with intent to dishonour person, otherwise than on grave provocation					
			448	house-trespass					
S. No.	Name	State/ Dist	Constitu-ency	Party	Age	Seri-ous IPC Counts	No of Cases in which Ac-cused	No. of Cases in which Con-victed	Total
3	TATHAGATA SATPATHY	ORISSA	Dhenka-nal	BJD	53	0	15	0	15
Cases (Accused)			IPC Section			Description			
			500			defamation			
			501			Printing or engraving matter known to be defamatory			
1. IPC Sections - 500 , 501 , Other Details - 2. IPC Sections - 500,501 , Other Details - 3. IPC Sections - 500,501 , Other Details - 4. IPC Sections - 500,501 , Other Details - 5. IPC Sections - 500,501 , Other Details - 6. IPC Sections - 500,501 , Other Details - 7. IPC Sections - 500,501 , Other Details - 8. IPC Sections - 500,501 , Other Details - 9. IPC Sections - 500,501 , Other Details - 10. IPC Sections - 500,501 , Other Details - 11. IPC Sections - 500,501 , Other Details - 12. IPC Sections - 500,501 , Other Details - 13. IPC Sections - 500,501 , Other Details - 14. IPC Sections - 500,501 , Other Details - 15. IPC Sections - 500,501 , Other Details -									
Cases (Convicted) -----No Cases----									

S. No.	Name	State/ Dist	Constitu-ency	Party	Age	Seri-ous IPC Counts	No of Cases in which Ac-cused	No. of Cases in which Con-victed	Total
4	YASHBANTA NARAYAN SINGH LAGURI	ORISSA	Keonjhar	BJD	38	0	1	0	1

Cases (Accused)			IPC Section		Description				
1. IPC Sections - , Other Details - 159/162/220(3) of Companies Act complain Case no-2(C)cc-7 /05,8/05, 9/05,10/05, 11/05, 12/05 ADDL, Chief Judicial Magistrate Special, Cuttack Dt.20.01.05									
Cases (Convicted) -----No Cases----									

S. No.	Name	State/ Dist	Constitu-ency	Party	Age	Seri-ous IPC Counts	No of Cases in which Ac-cused	No. of Cases in which Con-victed	Total
5	NITYANANDA PRADHAN	ORISSA	Aska	BJD	65	0	1	0	1

Cases (Accused)			IPC Section		Description				
1. IPC Sections - , Other Details - 174 Railway Act									
Cases (Convicted) -----No Cases----									



# Puducherry

## Lok Sabha 2009 Elections



# CONTENTS

Executive Summary..... 751

Voting and winning trend..... 752

The % of votes polled by major parties ..... 752

Comparison of Candidates ..... 753

# Puducherry Election Watch

## Lok Sabha elections 2009

Lok Sabha 2009 elections in Puducherry were held on May 13th 2009 for one parliamentary constituency. This chapter includes analysis of voting trend, criminalization and money power in these elections.

### Political Parties and Candidates

In Lok Sabha 2004, 7 parties contested. This went up to 10 parties in Lok Sabha 2009 elections. In Lok Sabha 2004 elections 21 candidates contested. This went up to 28 candidates in Lok Sabha 2009 elections.

## Executive summary

- Affidavits of 7 out of 28 candidates contesting the Lok Sabha 2009 elections were analyzed by the Puducherry Election Watch.
- 1 of these 7 candidates had pending criminal cases.
- Average asset for a candidate from Puducherry was Rs. 64 lacs.
- The constituency was won by Narayanasamy of INC.
- There were no female candidates from Puducherry.

# Voting and winning trend

## The % of votes polled by major parties

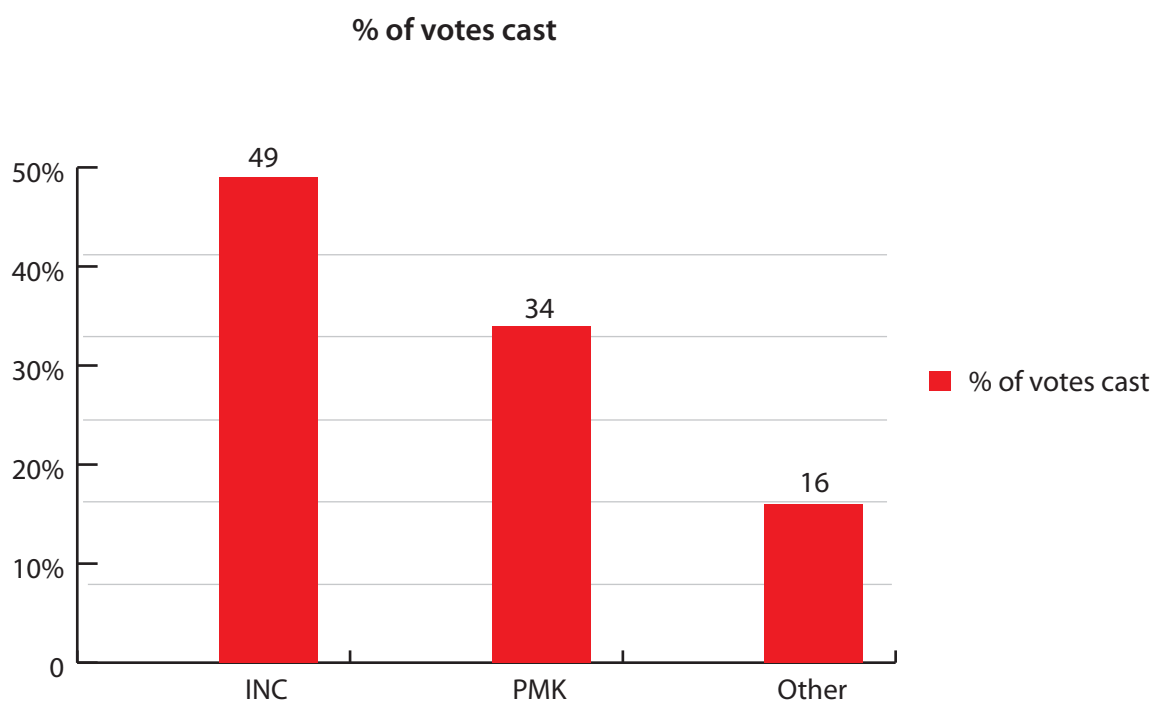
INC managed to get 49% of the votes cast. This was 39% of the electorate. The total electorate in Puducherry was 7,62,440 and the total votes cast were 6,07,948.

Further break-up is given below-

**Table: Per cent of votes cast**

Party	Total votes cast for the party	% of votes cast	% of total registered voters
Indian National Congress(INC)	300,391	49%	39%
Pattali Makkal Katchi(PMK)	208,619	34%	27%
Others	98,938	16%	13%

**Figure: Per cent of votes cast in puducherry - Party wise**



## Comparison of Candidates

S No.	Name	Age	Gen-der	Party	Criminal Cases	No. of Cases	Serious IPC Counts	Education Level	Total As-sets	Total Li-abilities	PAN Given
1	NARAYANA-SAMY (WINNER)	61	M	INC	No	0	0	Post Graduate	3,57,79,157 3 Crore +	21,71,758 21 Lacs +	Yes
2	DR. R. NARAYANAN	59	M	IND	No	0	0	Doctorate (Unclear Handwriting)	10,80,000 10 Lacs +	0	Yes
3	G. SUBRA-MANIYAN	36	M	IND	No	0	0	Graduate	585 5 Hund +	0	No
4	K.A.U. ASANAA	54	M	DMDK	Yes	1	0	Graduate	36,10,000 36 Lacs +	0	No
5	PRADEEP ANIRUDDH	29	M	PPOI	No	0	0	Post Gradu-ate	7,88,000 7 Lacs +	1,40,000 1 Lacs +	No
6	RAMADASS. M	54	M	PMK	No	0	0	Doctorate	32,17,000 32 Lacs +	2,46,552 2 Lacs +	Yes
7	S. BALASU-BRAMANIAN	50	M	CPI (ML) (L)	No	0	0	Graduate	3,22,591 3 Lacs +	94922 94 Thou +	No



# Punjab

## Lok Sabha 2009 Elections

# CONTENTS

Executive summary for candidates & MPs .....	757
Voting and Winning Trend .....	759
Analysis based on pending criminal cases.....	761
Pending criminal cases- analysis for candidates.....	761
Party wise break up for candidates with pending criminal cases .....	761
Serious crimes distribution for candidates– Party wise .....	762
Party wise comparison of pending criminal cases on candidates in LS2004 & LS 2009 .....	764
Details for candidates based on pending criminal cases.....	765
Pending criminal cases- analysis for MPs .....	766
Party wise break up for MPs with pending criminal cases.....	767
Party wise comparison of pending criminal cases on MPs in LS2004 & LS 2009 .....	768
MPs with most serious pending criminal cases.....	768
Analysis based on assets.....	769
Analysis based on assets – for candidates .....	769
Average assets for candidates .....	770
Top 20 crorepati candidates.....	771
Analysis based on assets- for MPs.....	773
Chances of winning based on assets.....	774
Crorepati MPs- Party wise break up.....	774
Average assets per MP for major parties .....	775
Asset position in constituency among candidates and chances of winning .....	776
Crorepati MPs – PAN not given.....	776
Details of top 10 MPs based on maximum assets.....	777
Female representation in Lok Sabha 2009 elections .....	778
Full Asset and pending criminal cases details.....	779
Assets for all MPs from Punjab in Lok Sabha 2009 .....	779
Full details of pending criminal cases on MPs from Punjab .....	780

# Punjab Election Watch\*

## Lok Sabha elections 2009

Lok Sabha 2009 elections were held in 2 phases in Punjab on 7 May 2009 and 13 May 2009. This chapter includes the analysis of voting trend, criminalization, money power, gender, etc in these elections. Information provided by ECI and details from the affidavits filed by the contesting candidates have been used for above analysis.

### **Growth of political parties**

In Lok Sabha 2004, 21 parties contested elections which rose to 31 in Lok Sabha elections 2009. This reflects a rise of 48 % in the number of parties from Lok Sabha 2004 elections to Lok Sabha 2009 elections.

### **Growth in number of candidates**

In Lok Sabha 2004 Elections, the total number of candidates contesting elections for 13 seats in the State was 142, which rose to 218 in the 2009 elections. The state witnessed an increase in number of candidates by 76 or 54%.

## **Executive summary for candidates and MPs**

### **Summary for candidates**

- A total of 218 candidates contested Lok Sabha 2009 elections from Punjab.
- Out of these 218 candidates, 19 candidates or 9% declared pending criminal cases against them. Out of 13 candidates of INC, 1 (7.69%) had pending criminal cases. 1 candidate out of 10 candidates of SAD (10%) and 1 candidate out of the total 3 candidates of BJP (33.33%) had declared pending criminal cases.
- Out of these 19 candidates with pending criminal cases, 12 had pending serious criminal cases like murder, attempt to murder, kidnapping, robbery, extortion etc.
- There were 31 IPC charges of serious nature on the candidates which included murder, attempt to murder, kidnapping, extortion, etc.
- There were 3 red alert constituencies where 3 or more candidates had pending criminal cases.
- A total of 49 candidates out of 218, i.e. 22.48% were crorepatis.
- A total of 4 candidates declared zero assets.
- A total of 34 candidates declared liabilities in excess of Rs. 5 lakhs.
- Average assets for candidates of BJP, INC and SAD were approximately about Rs. 17.29 crores, Rs. 9.71 crores and Rs. 3.38 crores respectively.

\*This chapter would not have been possible without the efforts of several volunteers, groups and organizations from the state. ADR and NEW especially acknowledge with gratitude the efforts of Mr Jaskirat Singh (Coordinator, North Zone, National Election Watch and Webrosoft Solutions Pvt. Ltd.); Mr Hemant Goswami (Citizens Voice); Mr Kamal Anand (People for Transparency); Mr Hitendra Jain (Resurgence India); Mr U K Sharda (Resurgence India); Adv. H C Arora (RTI Users Association, Punjab) and Mr V. Eshwar Anand (Tribune, Chandigarh).

This volume is dedicated to all who were part of the Election Watch.



- A total of 126 out of 218 candidates i.e., 57.8% had not furnished PAN details.
- Out of the 218 candidates, only 13 women candidates or 6% contested elections.
- Only 26.6 % of the total candidates (58 out of 218) were graduates & above.
- INC managed to get 45% of the votes polled and 32% registered voters. SAD secured 34% of the total votes polled and only 24% of the registered voters. About 89% of the votes polled went in favor of BJP, SAD or INC

## **Summary for MPs**

- Out of the 19 candidates with pending serious criminal cases against them, only 1 managed to win, and rest all were rejected by the voters.
- Out of the 13 MPs from Punjab, 2 have pending criminal cases against them. Compared to Lok Sabha 2004, there has been a decline in number of MPs with pending criminal cases. There were 5 MPs with pending criminal cases in Lok Sabha 2004.
- All 13 MPs from Punjab are crorepatists.
- The average assets for MP of INC, SAD and BJP were Rs. 8.37 crores, Rs. 2.16 crores and Rs. 14.36 crores respectively.
- Out of the 13 MPs, 1 MP had not furnished PAN details.
- Out of the 13 women candidates, 4 managed to win. 31% of MPs from Punjab in current Lok Sabha are women.

# Voting and winning trend

## Voting Analysis

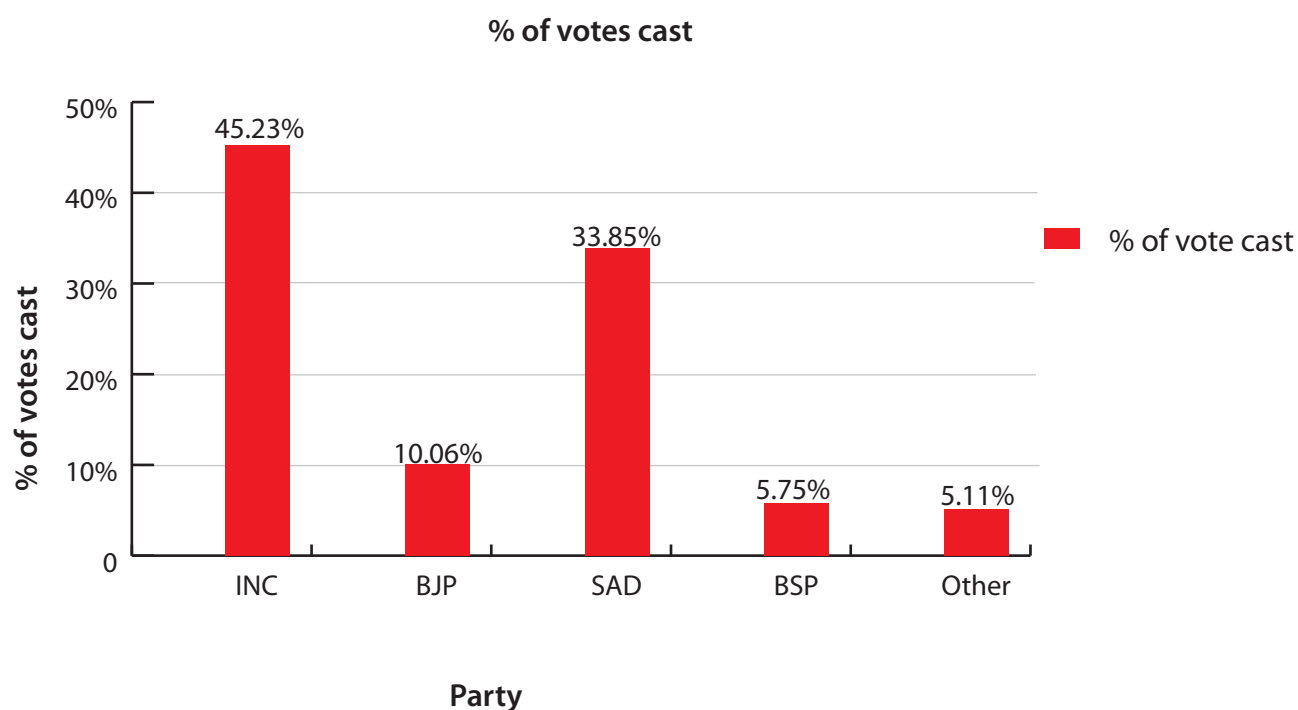
Total voting in the state was 70%. INC managed to get 45% of the votes cast and 32% registered voters. BJP secured 10 % of the total votes cast and only 7% of the registered voters. SAD secured 34% of the total votes cast and only 24% of the registered voters. About 89% of the votes cast went in favor of BJP, SAD or INC. Other political parties and independent candidates did not receive a sizable amount of votes polled. The total electorate in Punjab was 1, 69, 58,378 and the total votes cast were 118, 29,304.

**Table: Per cent of votes cast**

Party	Total votes cast for the party	% of votes cast	% of total registered voters
Indian National Congress (INC)	53,50,377	45.23%	32%
Bhartiya Janta Party (BJP)	11,90,144	10.06%	7%
Shiromani Akali Dal (SAD)	40,04,789	33.85%	24%
Bahujan Samaj Party (BSP)	6,80,048	5.75%	4%
Others	6,03,946	5.11%	4%

Further break-up is given in the table-

**Figure : Per cent of votes cast in punjab - party wise**



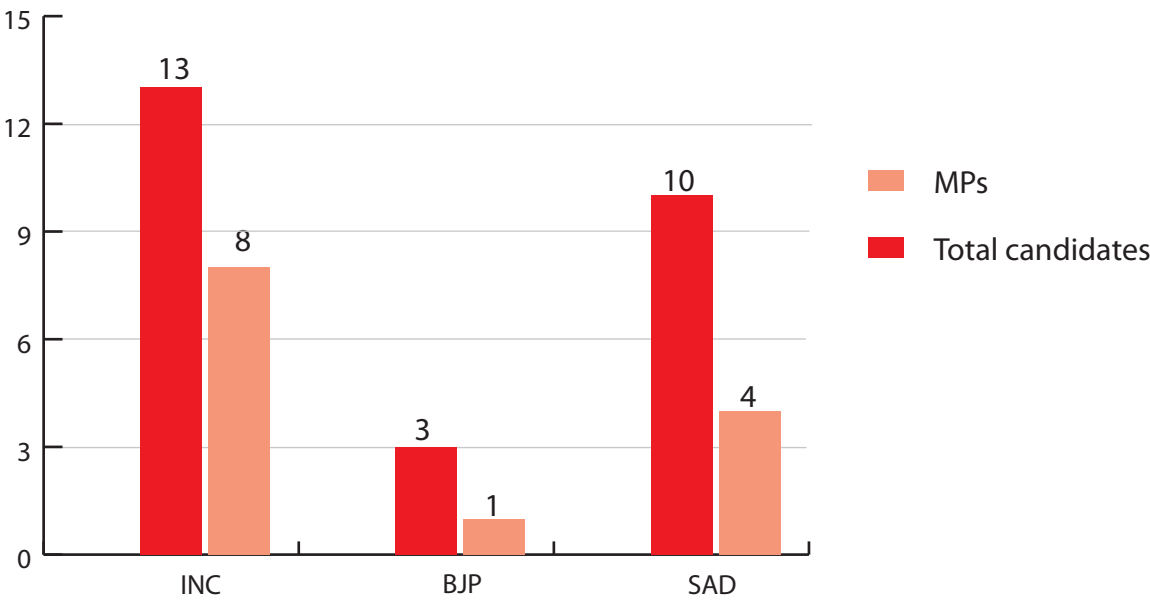
# Contestants Vs MPs

Punjab has 13 parliamentary constituencies. Maximum numbers of MPs (8) are from INC followed by 4 of Shiromani Akali Dal (SAD) and 1 of BJP. The breakup of MPs as compared to total candidates from the party are-

Table: Candidates vs. MPs

Party	Total candidates	MPs
INC	13	8
SAD	10	4
BJP	3	1
Total	-	13

Figure: Candidates vs. MPs: Party-wise



# Analysis based on pending criminal cases

## Pending criminal cases- analysis for candidates

Out of the 218 candidates, 19 candidates or 9% declared pending criminal cases against them. Out of these 19 candidates with pending criminal cases, 12 had pending serious criminal cases like murder, attempt to murder, kidnapping, robbery, extortion etc.

## Party wise break up for candidates with pending criminal cases

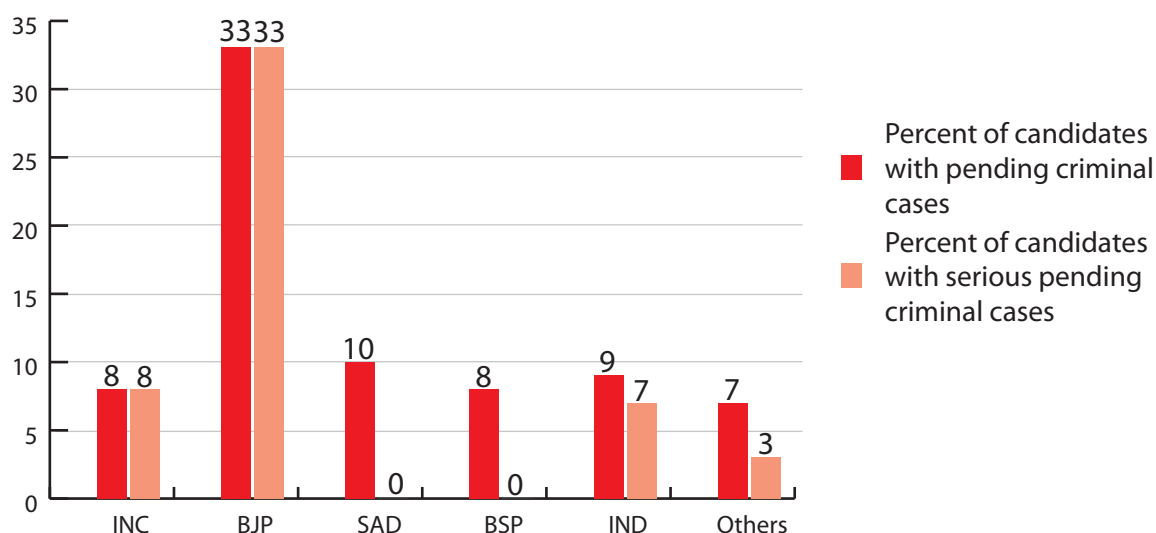
Total 19 candidates contesting elections from Punjab had pending criminal cases against them. Out of 13 candidates of INC, 1 (7.69%) had pending criminal cases. 1 candidate out of 10 candidates of SAD (10%) and 1 candidate out of the total 3 candidates of BJP (33.33%) had declared pending criminal cases.

Out of these 19 candidates with pending criminal cases, 12 had pending serious criminal cases against them. These serious cases include murder and related charges, kidnapping, extortion, dacoity, theft, robbery etc. The break up is given in the table below.

**Table: Candidates with pending criminal cases and serious pending criminal cases- Party wise break up**

Party	Total candidates analysed	Candidates with pending criminal cases	Percent of candidates with pending criminal cases	Number of Candidates with pending serious criminal cases	Percent of candidates with pending serious criminal cases
INC	13	1	8%	1	8%
BJP	3	1	33%	1	33%
SAD	10	1	10%	0	0%
BSP	13	1	8%	0	0%
IND	112	10	9%	8	7%
Others	67	5	7%	2	3%
Total	218	19	9%	12	6%

**Figure: Comparison of pending criminal cases and serious pending criminal cases for candidates of major parties**



## Serious crimes distribution for candidates – Party wise

The table below shows the breakup of serious IPC sections for candidates of major parties. Serious crimes have been distributed in categories of violent crimes, theft related crimes, and finance related crimes and other serious crimes.

**Table: Serious IPC section break up for candidates of major parties**

IPC/Party	IPC Description	BJP	INC	SAD (M)	LJP	IND	Total for major parties
<b>Violent Crimes</b>							
300 302 303 304 304A 304B 305 306	Murder & related	1	0	0	0	2	3
307	Attempt to murder	0	0	0	1	2	3
321 322 323 324 325 326	Voluntarily causing hurt by dangerous weapons or means	0	0	0	0	3	3
359 360 361 362 363 363A 364 364A 365 366 366A 366B 367 368 369	kidnapping	0	0	0	0	0	0
<b>Total Violent Crimes</b>		<b>1</b>	<b>0</b>	<b>0</b>	<b>1</b>	<b>7</b>	<b>9</b>
<b>Robbery, extortion, theft etc</b>							
378 379 380 381 382	theft related	0	0	0	0	0	0
383 384 385 386 387 388 389	extortion	0	0	0	0	0	0
390 391 392 393 394	robbery related	0	0	0	0	0	0
395 396 397 398 399 400 401 402	dacoity related	0	0	0	0	0	0
411 412 415 417 418 419 420	Cheating and dishonesty , stolen property	0	2	0	0	0	2
<b>Total Theft related crimes</b>		<b>0</b>	<b>2</b>	<b>0</b>	<b>0</b>	<b>0</b>	<b>2</b>
<b>Financial Fraud etc</b>							
463 465 466 467 468 469 470 471	forgery	0	3	0	0	5	8
<b>Total Financial crimes</b>		<b>0</b>	<b>3</b>	<b>0</b>	<b>0</b>	<b>5</b>	<b>8</b>
<b>Other serious crimes</b>							
124 124A		0	0	5	0	1	6
153A	Promoting enmity between different groups on grounds of religion, race, place of birth, residence, language, etc., and doing acts prejudicial to maintenance of harmony	0	0	5	0	0	5
294	Obscene acts and songs	0	0	0	0	1	1
<b>Total Other Serious crimes</b>		<b>0</b>	<b>0</b>	<b>10</b>	<b>0</b>	<b>2</b>	<b>12</b>
<b>Total all serious crimes for major parties</b>		<b>1</b>	<b>5</b>	<b>10</b>	<b>1</b>	<b>14</b>	<b>31</b>

Figure: Serious IPC section break up for candidates of major parties

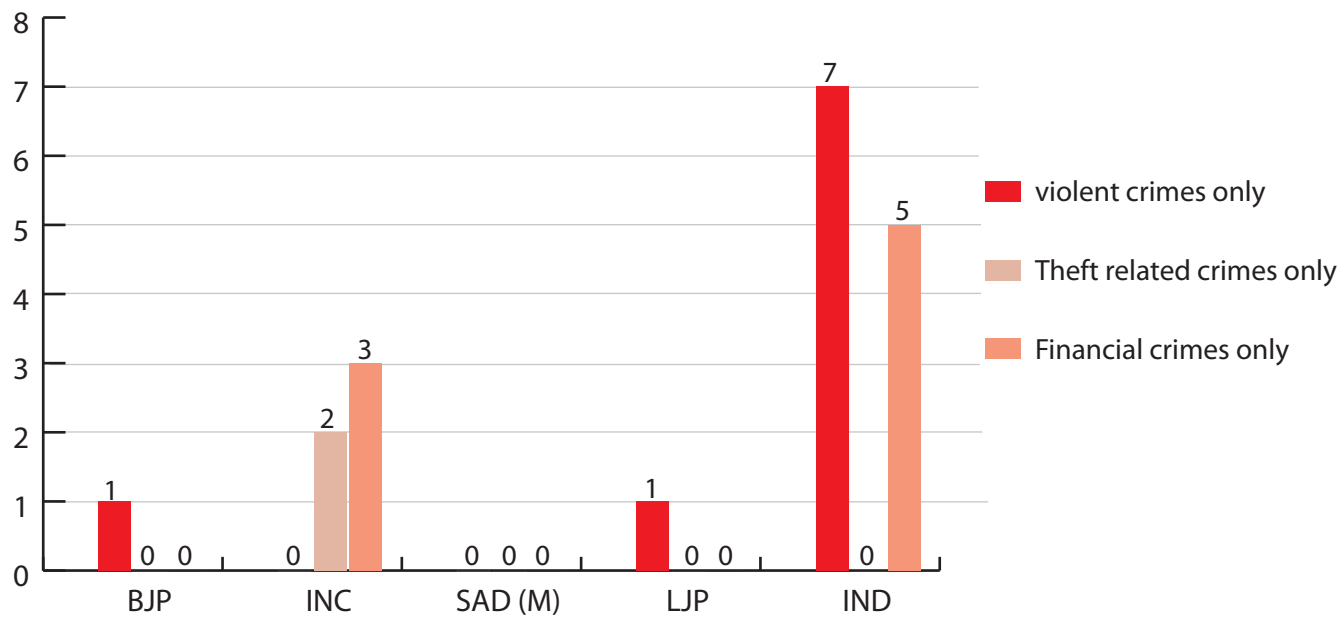
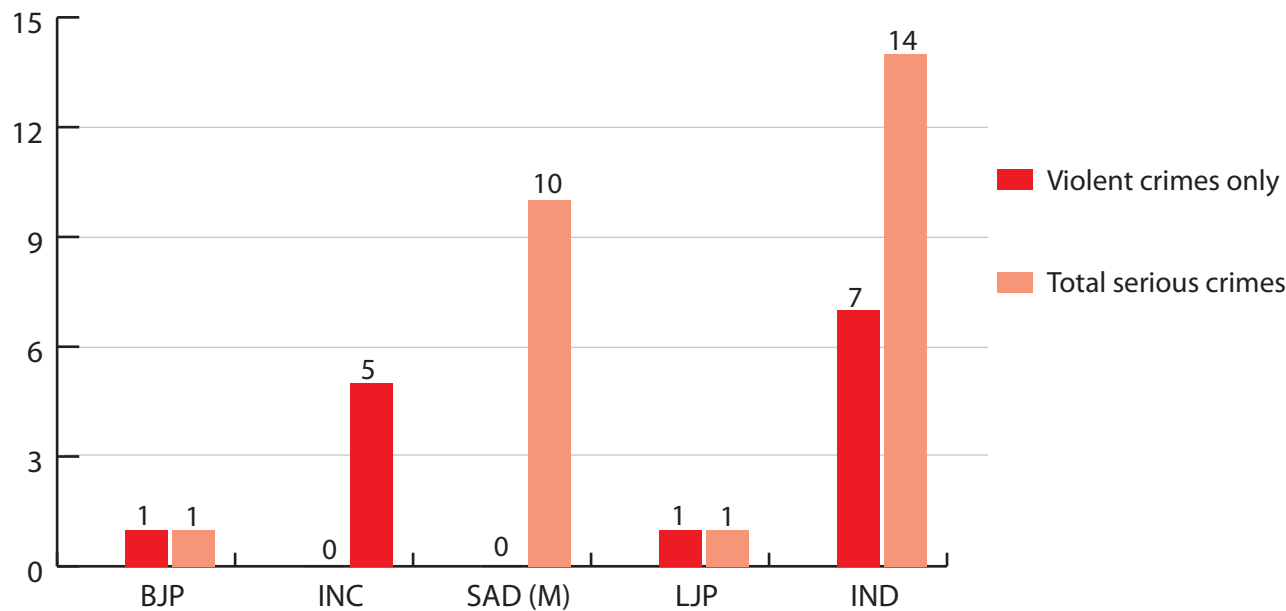


Figure: Comparison of total serious crimes vs. total violent crimes (murder, kidnapping, etc)-Party wise



## **Party wise comparison of pending criminal cases on candidates in Lok Sabha 2004 & Lok Sabha 2009**

A comparison between Lok Sabha elections 2009 & 2004 for candidates of four major parties and with pending criminal cases shows an interesting trend. The number of candidates with pending criminal cases has decreased in 2009 elections as compared to 2004 elections for INC and SAD. The number of candidates with pending criminal cases remained constant for BSP and BJP.

**Table: Comparison Lok Sabha 2004 vs. Lok Sabha 2009**

<b>Party</b>	<b>Lok Sabha 2004</b>			<b>Lok Sabha 2009</b>		
	<b>Number of candidates analysed</b>	<b>candidates with pending criminal cases</b>	<b>% of candidates with pending criminal cases</b>	<b>Number of candidates analysed</b>	<b>candidates with pending criminal cases</b>	<b>% of candidates with pending criminal cases</b>
INC	11	1	9%	13	1	8%
SAD	10	4	40%	10	1	10%
BJP	3	1	33%	3	1	33%
BSP	13	1	8%	13	1	8%
Total Candidates	37	7	19%	39	4	10%

## Details of candidates based on pending criminal cases

The table below lists top 10 candidates with serious pending criminal cases. Out of these 10 candidates, only 1 candidate managed to win and rest all were rejected by the voters. The detailed list is given below

S No	Name	Constitu- ency	Party	Serious IPC Counts	Total No. of cases	Details of serious IPC counts	Won/ Lost
1	SIMRANJIT SINGH MANN	Sangrur	SAD (M)	10	8	5 charges related to sedition, 5 charges related to promoting enmity between groups	Lost
2	RANINDER SINGH	Bathinda	INC	5	3	2 charges related to cheating, 3 charges related to forgery	Lost
3	RIMPLE KUMAR	Firozpur	IND	4	1	4 charges related to forgery	Lost
4	NARAIN SINGH	Gurdaspur	IND	3	3	2 charges related to murder, 1 charge related to voluntarily causing hurt	Lost
5	RAJINDER	Firozpur	IND	2	1	2 charges related to voluntarily causing hurt	Lost
6	KARAM SINGH	Bathinda	IND	1	2	1 charge for assaulting President, Governor, etc.	Lost
7	RAVINDER KUMAR S/O SOHAN LAL	Ludhiana	IND	1	2	1 charge of murder	Lost
8	AJMER SINGH	Sangrur	IND	1	1	1 charge related to theft	Lost
9	KARAMJIT SINGH	Patiala	IND	1	1	1 charge related to murder	Lost
10	NAVJOT SINGH SIDHU	Amritsar	BJP	1	1	1 charge for murder	Won



## Pending criminal cases- analysis for MPs

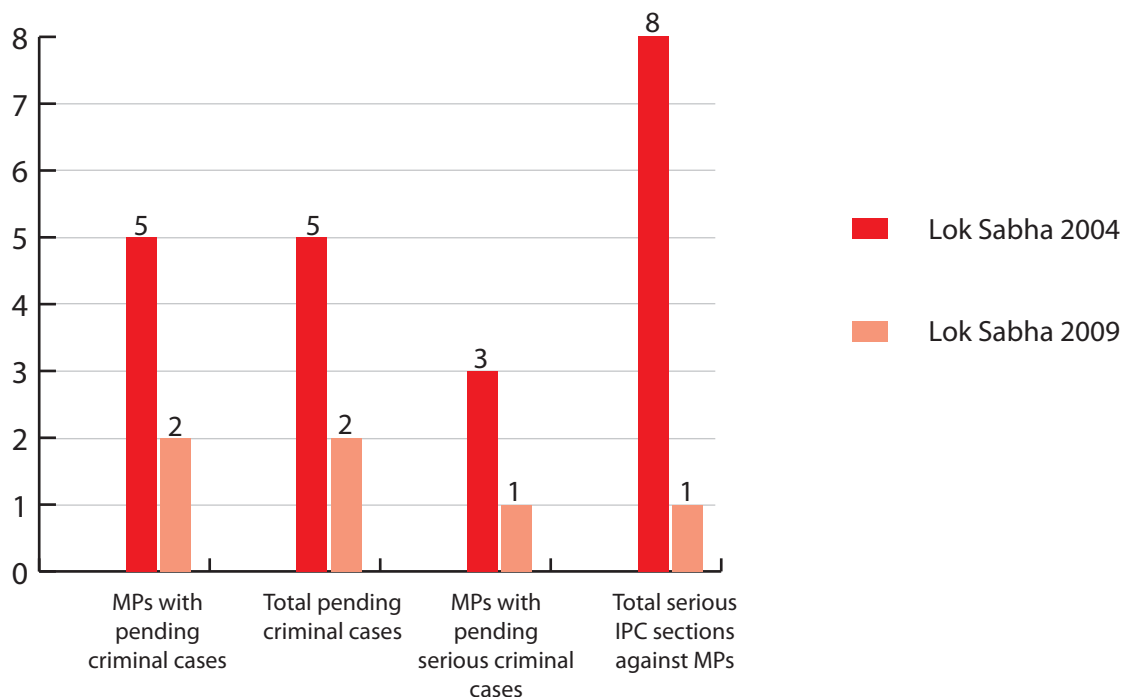
Out of the 13 MPs from Punjab in Lok Sabha 2009, 2 MPs have pending criminal cases against them. Out of these 2 MPs, pending serious criminal case is against 1 MP. Contrasting this with Lok Sabha 2004, there has been a decline in number of MPs with pending criminal cases.

Given below is a comparative analysis for MPs with pending criminal cases elected from Punjab. The presence of MPs with pending criminal cases from Punjab in Lok Sabha 2009 has decreased by 60%.

**Table: Comparison Lok Sabha 2004 & Lok Sabha 2009- MPs with pending criminal cases**

	Lok Sabha 2004	Lok Sabha 2009	Increase	% increase
No. of MPs with pending criminal cases	5	2	-3	-60%
Total Pending criminal cases	5	2	-3	-60%
No. of MPs with pending serious criminal cases	3	1	-2	-67%
Total serious IPC sections against MPs	8	1	-7	-88%

**Figure: Comparison Lok Sabha 2004 & 2009- MPs with pending criminal cases**



## Party wise break up for MPs with pending criminal cases

Out of the 2 MPs with pending criminal cases, 1 is of BJP and 1 is of SAD. The comparison between total candidates and MPs is given below.

**Table: MPs with pending criminal cases- Party wise**

Party	Total Candidates analysed	Total MPs	MPs with pending Criminal Cases	Percentage of MPs with pending Criminal Cases	MPs with Serious pending Criminal Cases	Percentage of MPs with Serious pending Criminal Cases
BJP	3	1	1	100%	1	100%
SAD	10	4	1	25%	0	0%

## Party wise comparison of pending criminal cases on MPs in Lok Sabha 2004 & Lok Sabha 2009

Table: Comparison Lok Sabha 2004 vs. 2009- MPs with pending criminal cases- Party wise

Party	Lok Sabha 2004			Lok Sabha 2009		
	Number of MPs analysed	MPs with pending criminal cases	% of MPs with pending criminal cases	Number of MPs analysed	MPs with pending criminal cases	% of MPs with pending criminal cases
BJP	3	1	33%	1	1	100%
INC	2	0	0%	8	0	0%
SAD	8	4	50%	4	1	25%

### MPs with most serious pending criminal cases

Given below are the details of pending criminal cases on MPs from Punjab.

S. No.	Name	Constituency	Party	Age	Serious IPC Counts	Total no. of cases	Details of serious IPC counts
1	Navjot Singh Sidhu	Amritsar	BJP	45	1	1	1 charge for murder

# Analysis based on assets

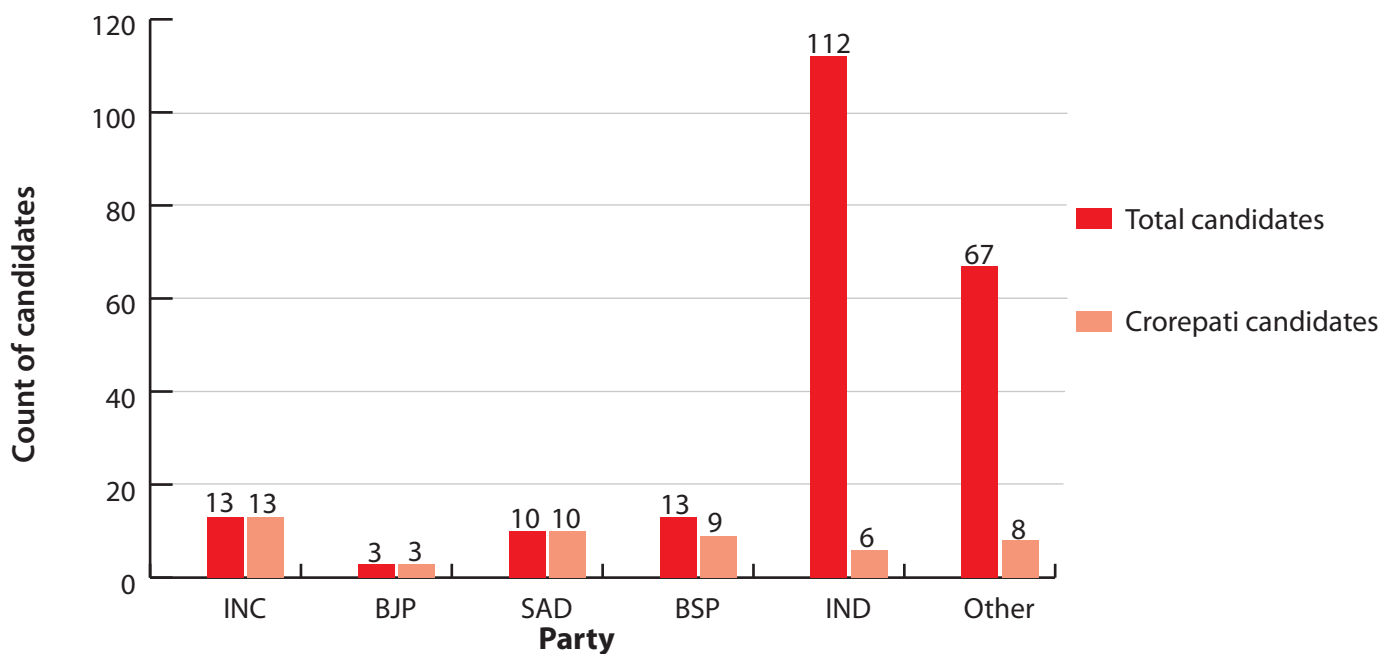
## Analysis based on assets – for candidates

Out of the information available for 218 candidates, it was observed that 49 candidates, i.e. 22% were crorepatis.

**Table: Crorepati candidates- Party wise break up**

Party	Total candidates analysed	Crorepati candidates	% of crorepati candidates
INC	13	13	100%
BJP	3	3	100%
SAD	10	10	100%
BSP	13	9	69%
IND	112	6	5%
Other parties	67	8	12%
Total	218	49	22%

**Figure: Crorepati candidates from major parties**



## Average assets for Candidates

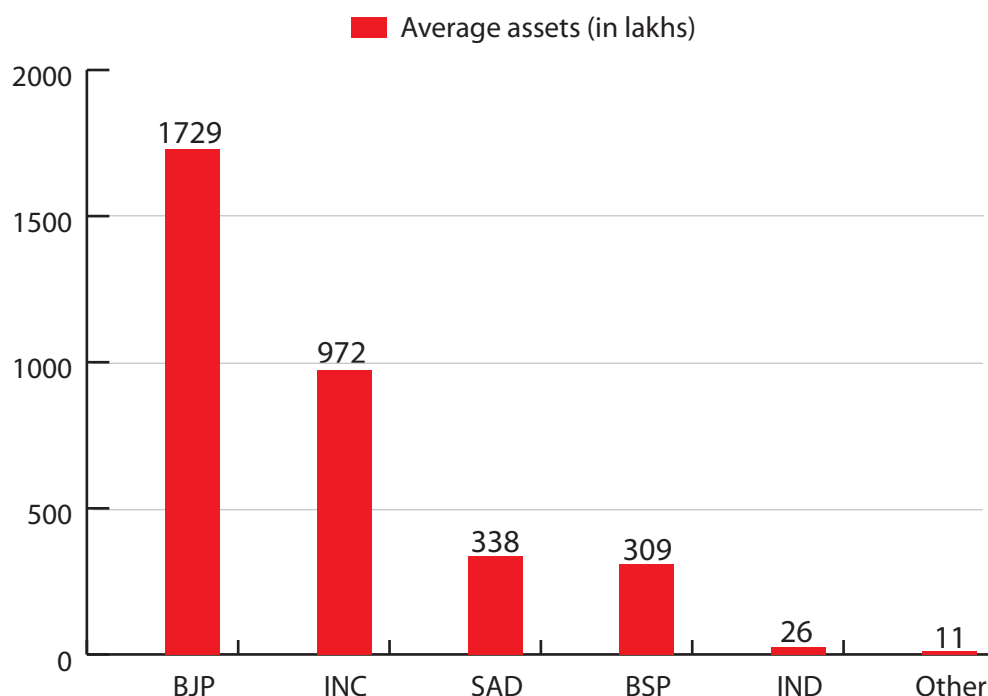
Average assets for candidates of BJP, INC and SAD were approximately about Rs. 17.29 crores, Rs. 9.71 crores and Rs. 9.07 crores respectively. Detailed list is given below:

**Table: Average assets for candidates Party wise**

Party	Average Assets	Candidate Count
BJP	Rs 17,29,09,504 ~ 17 Cror+	3
INC	Rs 9,71,72,885 ~ 9 Cror+	13
SAD*	Rs 3,38,31,031 ~ 3 Cror+	9
BSP	Rs 3,08,73,489 ~ 3 Cror+	13
IND	Rs 26,34,299 ~ 26 Lacs+	112
Other Parties	Rs 10,80,635 ~ 10 lacs+	67

\*excludes assets of one candidate, worth Rs. 60,31,00,135.

**Figure: Average assets (in lakhs) for candidates of major parties**



## Top 20 crorepati candidates

Given below is the list of top 20 crorepati candidates who contested Lok Sabha elections 2009 from Punjab. 5 out of the total 20 won the Lok Sabha 2009 elections.

**Table: Crorepati Candidates in Punjab**

S No	Name	Constituency	Party	Movable Assets (Rs)	Immovable Assets (Rs)	Total Assets (Rs)	PAN Given	Won/ Lost
1	HARSIMRAT KAUR	Bathinda	SAD	24,11,64,703	36,19,35,432	60,31,00,135 60 Cror+	Y	WON
2	PRENEET KAUR	Patiala	INC	3,07,78,438	39,22,65,000	42,30,43,438 42 Cror+	Y	WON
3	VINOD KHANNA	Gurdaspur	BJP	12,95,85,273	22,21,70,000	35,17,55,273 35 Cror+	Y	LOST
4	RANA GURJEET SINGH	Khadoor Sahib	INC	22,15,99,000	11,93,28,000	34,09,27,000 34 Cror+	Y	LOST
5	SWARAN SINGH THAKUR	Gurdaspur	BSP	94,14,360	16,16,53,000	17,10,67,360 17 Cror+	Y	LOST
6	RANINDER SINGH	Bathinda	INC	3,65,20,907	10,75,30,000	14,40,50,907 14 Cror+	Y	LOST
7	NAVJOT SINGH SIDHU	Amritsar	BJP	9,07,35,662	5,29,00,000	14,36,35,662 14 Cror+	Y	WON
8	HANS RAJ HANS	Jalandhar	SAD	64,54,878	10,13,85,000	10,78,39,878 10 Cror+	Y	LOST
9	SIMRANJIT SINGH MANN	Sangrur	SAD (M)	45,88,216	7,21,47,970	7,67,36,186 7 Cror+	Y	LOST
10	PARTAP SINGH BAJWA	Gurdaspur	INC	66,53,250	6,13,99,999	6,80,53,249 6 Cror+	Y	WON
11	BALKAR SINGH	Khadoor Sahib	BGTD	93,49,000	4,08,00,000	5,01,49,000 5 Cror+	Y	LOST
12	RAI SINGH	Fatehgarh Sahib	BSP	21,88,960	4,70,00,000	4,91,88,960 4 Cror+	Y	LOST
13	MOHINDER SINGH KAYPEE	Jalandhar	INC	38,22,591	4,43,74,000	4,81,96,591 4 Cror+	Y	WON
14	JAGMEET SINGH	Firozpur	INC	19,14,651	4,30,40,000	4,49,54,651 4 Cror+	Y	LOST
15	VIJAY KUMAR GOEL	Ludhiana	IND	6,36,079	4,37,90,000	4,44,26,079 4 Cror+	Y	LOST

S No	Name	Constitu- ency	Party	Movable Assets (Rs)	Immovable Assets (Rs)	Total Assets (Rs)	PAN Given	Won/ Lost
16	B.K.N. CHHIBER	Amritsar	BSP	2,76,23,246	1,30,00,000	4,06,23,246 4 Cror+	Y	LOST
17	NARAIN SINGH	Gurdaspur	IND	2,46,225	3,98,00,000	4,00,46,225 4 Cror+	Y	LOST
18	DEEPAK JOSHI	Patiala	BSP	27,03,000	3,61,00,000	3,88,03,000 3 Cror+	Y	LOST
19	OM PRAKASH SONI	Amritsar	INC	1,09,23,662	2,71,55,000	3,80,78,662 3 Cror+	Y	LOST
20	GURCHARAN SINGH GALIB	Ludhiana	SAD	48,12,467	3,04,83,280	3,52,95,747 3 Cror+	Y	LOST

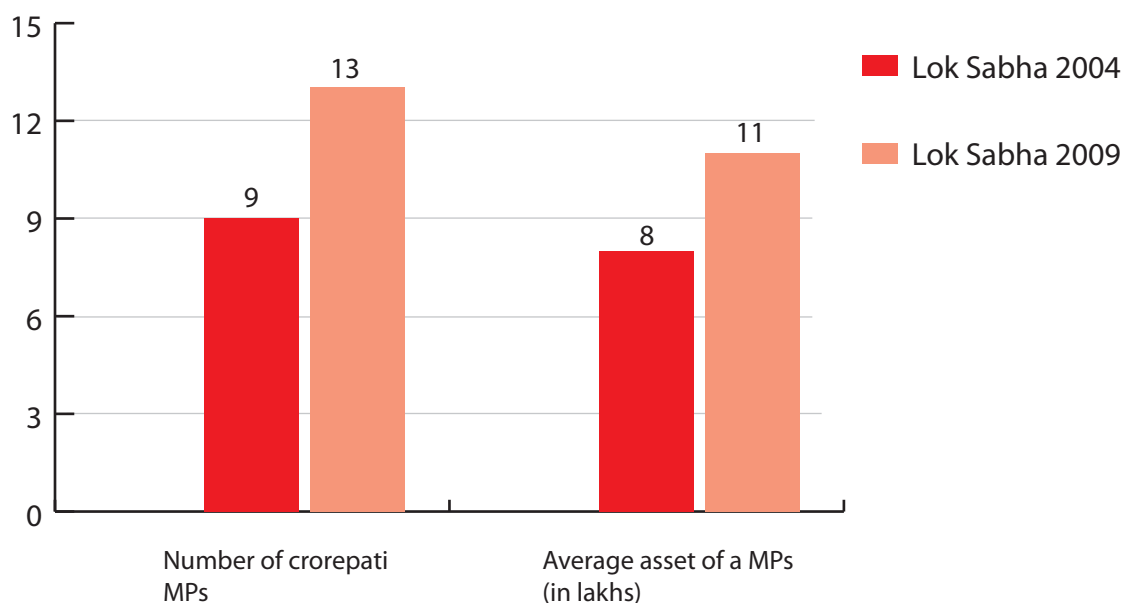
## Analysis based on assets- for MPs

All the 13 MPs in Lok Sabha 2009 from Punjab are crorepatis as compared to 9 crorepati MPs from Lok Sabha 2004, i.e. an increase of 44%. The average asset of a MP in Lok Sabha 2004 was Rs 7.98 crores which rose to Rs 11.39 crores in 2009. Between 2004 & 2009 there has been an average asset increase of 38 % for MPs.

**Table: Comparison 2004 & 2009 based on assets**

	In Lok Sabha 2004	In Lok Sabha 2009	Increase	% Increase
Number of crorepatis MPs	9	13	4	44%
Average Asset of a MP (Rs in crores)	8	11	3	38%

**Figure: Comparison 2004 & 2009 based on assets.**





## **Chances of winning based on assets**

The table below reflects that all the winning candidates (total 13) have been those having total assets worth 1 crore or more. This clearly shows that chances of winning and total assets of a candidate are directly proportional to each other.

**Table: Chances of winning based on assets**

value of assets	Number of candidates analyzed	Number of MPs	% of MPs
Very high (5 cr and above)	11	4	36%
High (1 cr to 5 cr)	38	9	24%
Medium ( 10 lakhs to 1 cr)	57	0	0%
Low (less than 10 lakhs)	112	0	0%

## **Crorepati MPs- Party wise break up**

100% MPs from SAD, BJP and INC are crorepatis. All the MPs from Punjab are crorepatis.

**Table: Crorepati MPs- Party wise break up**

Party	Total candidates analysed	Total crorepati candidates	Total MPs	Total crorepati MPs	% of crorepati MPs
INC	13	13	8	8	100%
SAD	10	10	4	4	100%
BJP	3	3	1	1	100%
Grand total	26	26	13	13	100%

## Average assets per MP for major parties

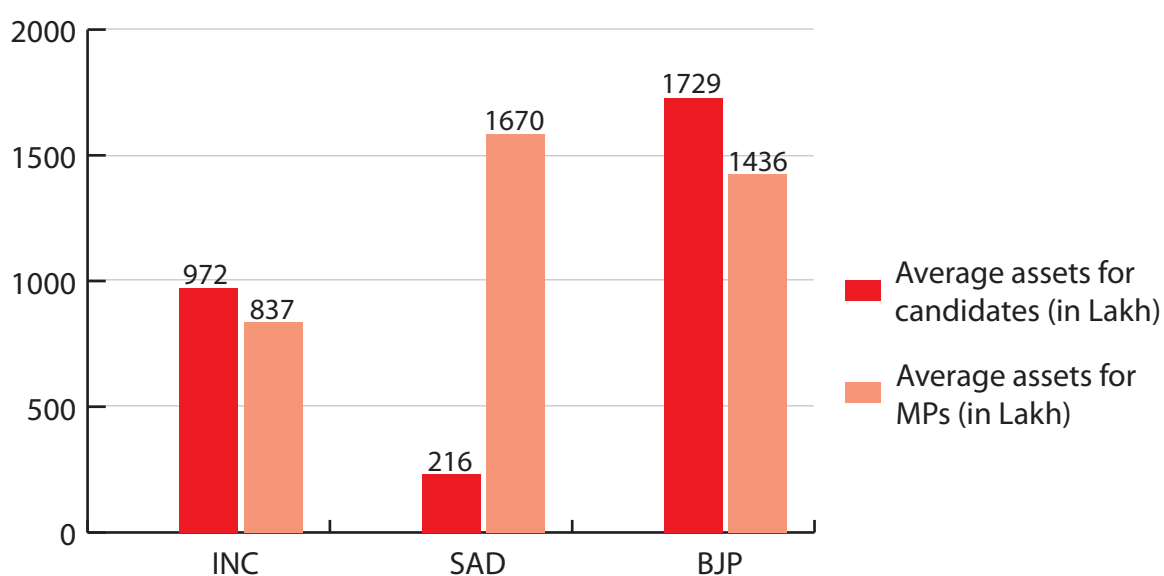
The average assets for MP of INC, SAD and BJP were Rs. 8.37 crores, Rs. 16.70 crores and Rs. 14.36 crores respectively.

**Table: Average assets for MPs**

Party	No of candidates	Average assets for candidates	No of MPs	Average assets for MPs
INC	13	Rs 9,71,72,885 ~ 9 Cror+	8	Rs 8,37,16,703 ~ 8 Cror+
SAD*	9	Rs 2,16,50,795~ 2 Cror+	3	Rs 16,70,13,131 ~ 16 Cror+
BJP	3	Rs 17,29,09,504 ~ 17 Cror+	1	Rs 14,36,35,662 ~ 14 Cror+

\*excludes assets of one MP with assets worth Rs. 60,31,00,135.

**Figure: Comparison average assets for candidates & MPs in Lok Sabha 2009**



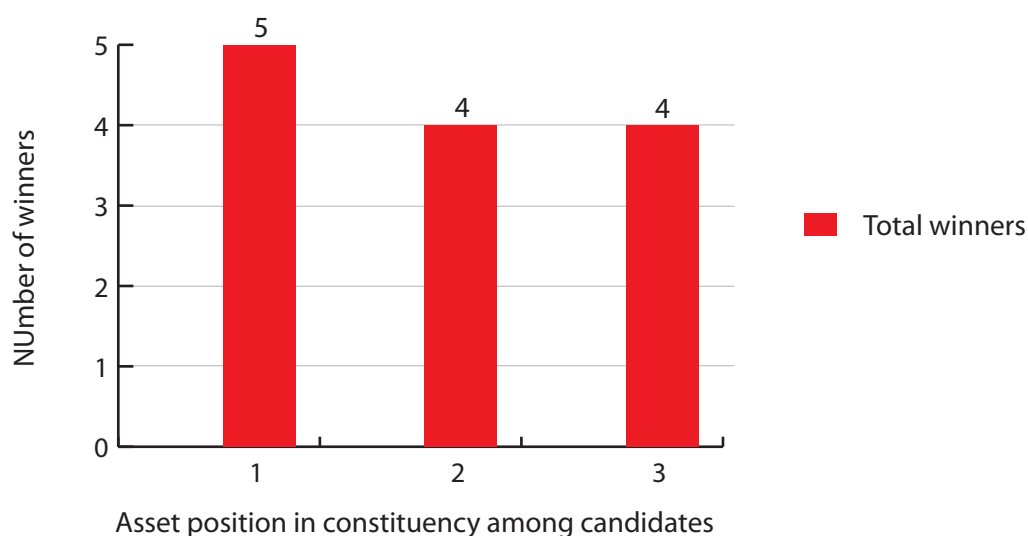
## **Asset position in constituency among candidates and chances of winning**

The following table gives an analysis of asset position in constituency among candidates (highest asset to lowest asset) and their chances of winning. From 5 constituencies i.e. 38% constituencies, candidates with highest declared assets according to their own self sworn affidavits emerged as MPs. From 4 constituencies, i.e. 31% candidates with second highest declared assets won.

**Table: Position in constituency based on assets and MPs**

Position in constituency based on assets	Total MPs	% of MPs
1	5	38%
2	4	31%
3	4	31%
Grand Total	13	100%

**Figure: Asset position in constituency among candidates and MPs**



## **Crorepati MPs – PAN not given**

1 MP from Punjab, Ravneet Singh of INC who won the election from Anandpur Sahib Constituency had not declared the PAN details.

**Table: Crorepati MPs- Party wise break up**

Name	Constituency	Party	Movable Assets (Rs)	Immovable Assets (Rs)	Total Assets (Rs)	PAN Given
Ravneet singh	Anandpur Sahib	INC	13,06,443	2,05,15,000	2,18,21,443	NO

## Details of top 10 MPs based on maximum assets

The table given below is a list of MPs with top 10 highest assets.

**Table: Crorepati MPs from Punjab**

S No	Name	Constituency	Party	Movable Assets (Rs)	Immovable Assets (Rs)	Total Assets (Rs)	PAN Given
1	HARSIMRAT KAUR	Bathinda	SAD	24,11,64,703	36,19,35,432	60,31,00,135 60 Cror+	Y
2	PRENEET KAUR	Patiala	INC	3,07,78,438	39,22,65,000	42,30,43,438 42 Cror+	Y
3	NAVJOT SINGH SIDHU	Amritsar	BJP	9,07,35,662	5,29,00,000	14,36,35,662 14 Cror+	Y
4	PARTAP SINGH BAJWA	Gurdaspur	INC	66,53,250	6,13,99,999	6,80,53,249 6 Cror+	Y
5	MOHINDER SINGH KAYPEE	Jalandhar	INC	38,22,591	4,43,74,000	4,81,96,591 4 Cror+	Y
6	VIJAY INDER SINGLA	Sangrur	INC	1,33,77,862	2,14,00,000	3,47,77,862 3 Cror+	Y
7	SHER SINGH GHUBAYA	Firozpur	SAD	9,69,676	3,10,00,000	3,19,69,676 3 Cror+	Y
8	MANISH TEWARI	Ludhiana	INC	1,99,08,211	1,00,33,332	2,99,41,543 2 Cror+	Y
9	SANTOSH CHOWDHARY	Hoshiarpur	INC	78,30,003	1,89,86,250	2,68,16,253 2 Cror+	Y
10	RAVNEET SINGH	Anandpur Sahib	INC	13,06,443	2,05,15,000	2,18,21,443 2 Cror+	N

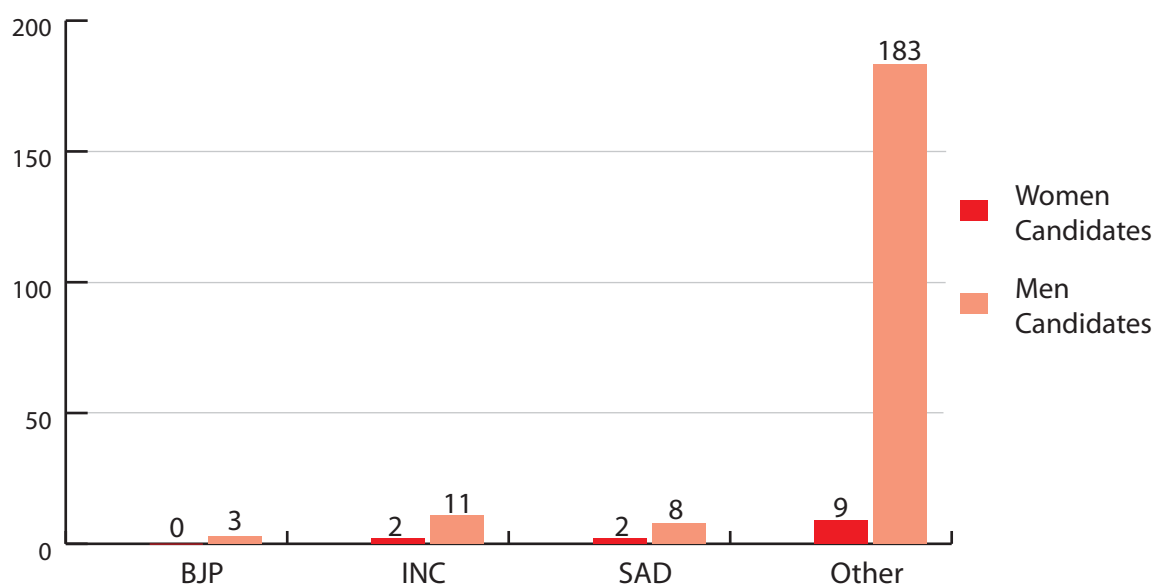
# Female representation in Lok Sabha 2009 elections

Out of 218 candidates, only 13 women candidates or 6% contested elections. 4 out of 13 women candidates emerged as MPs. The party wise break up is given below:

**Table: Party wise female representation analysis**

	BJP	INC	SAD	OTHERS	TOTAL
<b>Women</b>					
Candidates	0	2	2	9	13
MPs	0	2	2	0	4
% Women candidates	0%	15%	20%	69%	6%
% Women MPs	0%	25%	50%	0%	31%
<b>Men</b>					
Candidates	3	11	8	183	205
MPs	1	6	2	0	9
% Men candidates	100%	85%	80%	95%	94%
% Men MPs	100%	75%	50%	0%	69%
<b>Total</b>					
Candidates	3	13	10	192	218
MPs	1	8	4	0	13

**Figure: Candidate distribution based on gender**



# Full Asset and pending criminal cases details

## Assets for all MPs from Punjab in Lok Sabha 2009

Se- rial	Name	Constitu- ency	Party	Total Assets (Rs)	Movable Assets (Rs)	Immovable Assets (Rs)	Liabilities	PAN Given
1	HARSIMRAT KAUR	Bathinda	SAD	60,31,00,135 60 Cror+	24,11,64,703 24 Cror+	36,19,35,432 36 Cror+	0.00	Y
2	PRENEET KAUR	Patiala	INC	42,30,43,438 42 Cror+	3,07,78,438 3 Cror+	39,22,65,000 39 Cror+	0.00	Y
3	NAVJOT SINGH SIDHU	Amritsar	BJP	14,36,35,662 14 Cror+	9,07,35,662 9 Cror+	5,29,00,000 5 Cror+	0.00	Y
4	PARTAP SINGH BA- JWA	Gurdaspur	INC	6,80,53,249 6 Cror+	66,53,250 66 Lacs+	6,13,99,999 6 Cror+	1,00,000 1 Lacs+	Y
5	MOHINDER SINGH KAY- PEE	Jalandhar	INC	4,81,96,591 4 Cror+	38,22,591 38 Lacs+	4,43,74,000 4 Cror+	1,25,000 1 Lacs+	Y
6	VIJAY INDER SINGLA	Sangrur	INC	3,47,77,862 3 Cror+	1,33,77,862 1 Cror+	2,14,00,000 2 Cror+	3,74,957 3 Lacs+	Y
7	SHER SINGH GHUBAYA	Firozpur	SAD	3,19,69,676 3 Cror+	9,69,676 9 Lacs+	3,10,00,000 3 Cror+	36,98,744 36 Lacs+	Y
8	MANISH TEWARI	Ludhiana	INC	2,99,41,543 2 Cror+	1,99,08,211 1 Cror+	1,00,33,332 1 Cror+	0.00	Y
9	SANTOSH CHOWD- HARY	Hoshiarpur	INC	2,68,16,253 2 Cror+	78,30,003 78 Lacs+	1,89,86,250 1 Cror+	0.00	Y
10	RAVNEET SINGH	Anandpur Sahib	INC	2,18,21,443 2 Cror+	13,06,443 13 Lacs+	2,05,15,000 2 Cror+	3,00,000 3 Lacs+	N
11	DR. RAT- TAN SINGH AJNALA	Khadoor Sahib	SAD	1,87,74,102 1 Cror+	1,16,41,102 1 Cror+	71,33,000 71 Lacs+	0.00	Y
12	SUKHDEV SINGH	Fatehgarh Sahib	INC	1,70,83,247 1 Cror+	32,73,247 32 Lacs+	1,38,10,000 1 Cror+	0.00	Y
13	PARAMJIT KAUR GULSHAN	Faridkot	SAD	1,42,08,609 1 Cror+	21,08,609 21 Lacs+	1,21,00,000 1 Cror+	21,85,837 21 Lacs+	Y

## Full details of pending criminal cases on MPs from Punjab

S. No.	Name	State/ Dist	Constituency	Party	Age	Serious IPC Counts	No of Cases in which Ac-cused	No. of Cases in which Con-victed	Total
1	NAVJOT SINGH SIDHU	PUNJAB	Amritsar	BJP	45	1	0	1	1
Cases (Convicted)  1. IPC Sections - 302,323,34 , Other Details - FIR No.244 Cr.M.P No.490 of 2007,59 of 2007. (Supreme Court suspended sentence and conviction and stayed the conviction)			Serious IPC Frequency Table						
			Serious IPC Sections			Number of Times they appear for this candidate			
			302			1			
			Total			1			
			IPC Section			Description			
			34			Acts done by several persons in furtherance of common intention			
Cases (Convicted) -----No Cases----			302			Murder			
			323			voluntarily causing hurt			
S. No.	Name	State/ Dist	Constituency	Party	Age	Serious IPC Counts	No of Cases in which Ac-cused	No. of Cases in which Con-victed	Total
2	DR. RATTAN SINGH AJNALA	PUNJAB	Khadoor Sahib	SAD	65	0	1	0	1
Cases (Accused)  1. IPC Sections - , Other Details - u/s 13 (1)(E)R/W 13(2) of P.C.Act 1988, FIR No.02/2003, Revision No 913 of 2009 pending before High Court.			IPC Section			Description			
Cases (Convicted) -----No Cases----									

# Rajasthan

## Lok Sabha 2009 Elections



# CONTENTS

Executive summary for candidates & MPs.....	783
Voting and winning trend.....	785
Analysis based on pending criminal cases.....	787
Pending criminal cases- analysis for candidates.....	787
Party wise break up for candidates with pending criminal cases .....	787
Party wise comparison of pending criminal case on candidates : LS 2004 vs LS 2009.....	789
Details of candidates based on pending criminal cases .....	790
Pending criminal cases- analysis for MPs .....	791
Party wise break up for MPs with pending criminal cases.....	791
Party wise comparison of pending criminal case on MPs : LS 2004 vs LS 2009.....	792
Analysis based on assets.....	793
Analysis based on assets – for candidates .....	793
Average Assets for Candidates .....	794
Top 20 crorepati candidates.....	795
Analysis based on assets- for MPs.....	796
Chances of winning based on assets.....	797
Crorepati MPs- party wise break up .....	797
Average assets per MP for major parties .....	798
Asset comparison for candidates and MPs.....	798
Asset position in constituency among candidates and chances of winning.....	799
Details of crorepati MPs .....	800
Female representation in Lok Sabha 2009 elections .....	801
Full Asset and pending criminal cases details.....	802
Assets of all MPs from Rajasthan in Lok Sabha 2009.....	802
Full details of pending criminal cases on MPs from Rajasthan.....	804

# Rajasthan Election Watch\*

## Lok Sabha elections 2009

Rajasthan has 25 Lok Sabha constituencies and elections in these constituencies were held on May 7, 2009. This chapter is an analysis of the criminal and financial background of candidates and the MPs who contested Lok Sabha elections from Rajasthan. The analysis is based on the self declared affidavits filed by candidates along with nomination papers.

### **Growth of political parties**

In Lok Sabha 2004, 22 parties contested elections which rose to 28 in Lok Sabha 2009 elections. This reflects a rise of 27 % in the number of parties from 2004 to 2009.

### **Growth in number of candidates**

A total of 185 candidates contested in Lok Sabha 2004 from Rajasthan. This number increased to 346 candidates in Lok Sabha 2009 elections. This shows a rise of 87% in the number of contesting candidates from Lok Sabha 2004 to Lok Sabha 2009.

## **Executive summary for candidates and MPs**

### **Summary for candidates**

- Affidavits of all 346 candidates contested in Lok Sabha 2009 elections were analyzed by Rajasthan Election Watch (REW).
- Out of these 346 candidates, 36 candidates or 10.40% declared pending criminal cases against them. Out of 25 candidates of BJP which contested in 2009 Lok Sabha elections 2 had pending criminal cases. Similarly for INC out of 25 candidates 2 candidates had pending criminal cases.
- Out of 36 candidates with pending criminal cases, 16 had pending serious criminal cases like murder, attempt to murder, kidnapping, robbery, extortion, theft etc.
- Both BJP and INC had fewer candidates with pending criminal cases contesting in 2009 in comparison to 2004. In 2004 BJP had 4 out of 25 candidates contesting elections with pending criminal cases which reduced 2 out of 25 in 2009. In the case of INC it was 3 out of 25 in 2004 and 2 out of 25 in 2009.

\*This chapter would not have been possible without the efforts of several volunteers, groups and organizations from the state. ADR and NEW especially acknowledge with gratitude the efforts of Sh. Nikhil Dey (Coordinator, Rajasthan Election Watch & MKSS), Smt. Aruna Roy (MKSS), Sh. Shanker Singh (MKSS), Sh. Kamal Tank (Lok Manch), Dr. Renuka Pamecha (Social Activist), Ms. Mamta Jaitely (Social Activist), Justice Dinkar Mehta (Ex Judge Rajasthan High Court), Justice Vinodshanker Davey (Ex Judge Rajasthan High Court), Sh. Anil Bordia (Ex IAS officer & Educationist), Sh. Radhakant Saxena (EX IG – Jail, Rajasthan), Sh. Vijayshanker Vyas (Vikas Adhyan), Sh. Suresh Kr. Bali (Social Activist), Dr. Medhatithi Joshi (Social Activist), Dr. Rashmi Chaturvedi (Social Activist), Sh. Lakshman Singh (Lok Manch), Sh. Ramrai Acharaya (Lok Manch), Dr. Bhagwati Rao (Social Activist), Sh. Vijay Goyal (Social Activist), Ms Nisha (Vividha), Ms Samta (Vividha), Ms Asmita (Student), Ms Atrika (Student), Sh. Satish (Jeewan Asha), Sh. Anil (BARK), Sh. Sudershan (Vividha), Sh. Ashok (Vishakha).

This volume is dedicated to all who were part of the Election Watch.

- There were 53 IPC charges of heinous nature on the candidates which included attempt to murder, forgery, theft, kidnapping, extortion, etc.
- There were 3 constituencies in Rajasthan where 3 or more contesting candidates had pending criminal cases. Pali constituency had 4 contesting candidates with pending criminal cases whereas Kota and Jalawar-Baran had 3 candidates each with pending criminal cases.
- A total of 56 candidates out of 346 i.e. 16.18% were crorepatis.
- A total of 7 candidates from Rajasthan had declared their assets less than 10,000 with one candidate declaring zero assets.
- A total of 49 candidates from Rajasthan declared liabilities above 5 lakhs in which 4 candidates had liabilities of more than one crore.
- The average asset per candidate for INC was Rs. 3.44 crores and for BJP it was 2.21 crores.
- Approx 53% candidates (185 of 346) had not furnished PAN card details.
- Numbers of women candidates were just 31 (9%) as compared to 315 of men (91%).
- A total of 41% candidates (142 of 346) were graduates & above.
- INC which won 80% of the seats managed to get only 47% of the polled votes, BJP with 16% seats get 37% of the polled votes.

## **Summary for MPs**

- Out of 25 MPs in Lok Sabha 2009 from Rajasthan 2 MPs have pending criminal cases against them. In Lok Sabha 2004, 3 MPs had pending criminal cases against them.
- None of the MPs from Rajasthan in the present Lok Sabha have any pending serious criminal case against him. In 2004 Lok Sabha, 1 MP had serious pending criminal case against him.
- The number of crorepati MPs have increased from 6 in Lok Sabha 2004 to 14 in 2009 Lok Sabha.
- The average asset per MP for INC was Rs. 3.59 crores and for BJP it was Rs 2.63 crores.
- Average asset for a MP from Rajasthan was Rs 3.33 crores.
- Out of 31 women candidates, only 3 managed to win. Hence only 12% of MPs from Rajasthan in current Lok Sabha are women.

# Voting and winning trend

## The % of votes polled by major parties

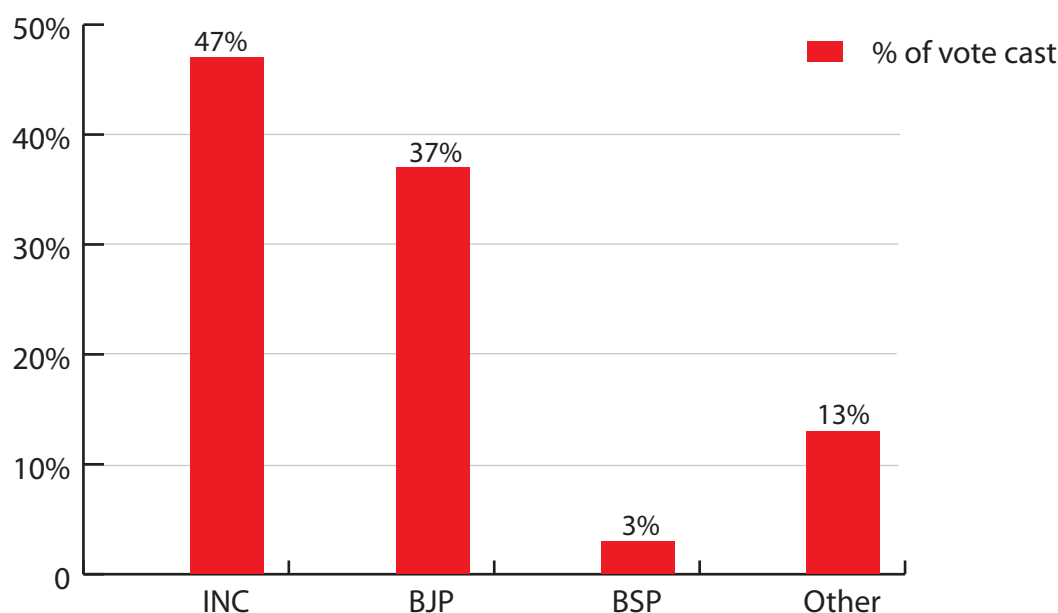
In Rajasthan, INC won 20 out of 25 seats i.e. 80% of the seats in Lok Sabha 2009 elections but managed to get only 47% of the votes cast, whereas BJP won 4 seats & get 37% cast votes. Details are given in the table below. The total electorate in Rajasthan was 37,060,003 and the total votes cast were 17,931,523.

Further break-up is given in the table:

**Table: % of votes polled**

Party	Total votes cast for the party	% of votes cast	% of total registered voters
Indian National Congress (INC)	84,61,157	47%	23%
Bharatiya Janata Party (BJP)	65,57,727	37%	18%
Bahujan Samaj Party (BSP)	6,04,355	3%	2%
Others	23,08,284	13%	6%

**Figure: Per cent of votes cast in Rajasthan- Party wise**



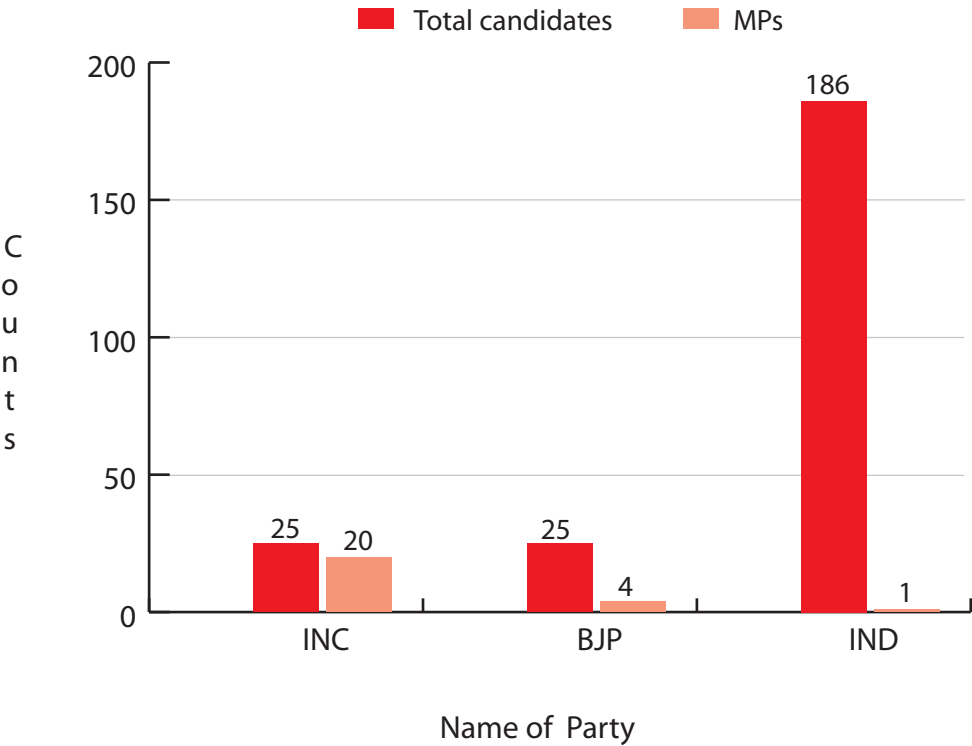
# Candidates vs MPs

Rajasthan has 25 parliamentary constituencies. Maximum numbers of MPs (20) are from INC followed by 4 of BJP and 1 Independent.

Table: Candidates & MPs – Rajasthan

Party	Total candidates	MPs
INC	25	20
BJP	25	4
IND	186	1

Figure: Candidates vs MPs- Party wise



# Analysis based on pending criminal cases

## Pending criminal cases- analysis for candidates

Total 346 affidavits were analysed by REW for Lok Sabha 2009 elections. Out of these 346 candidates, 36 candidates or 10.40% declared pending criminal cases against them. Out of these 36 candidates with pending criminal cases, 16 had pending serious criminal cases like murder, attempt to murder, kidnapping, robbery, extortion etc.

### Party wise break up for candidates with pending criminal cases

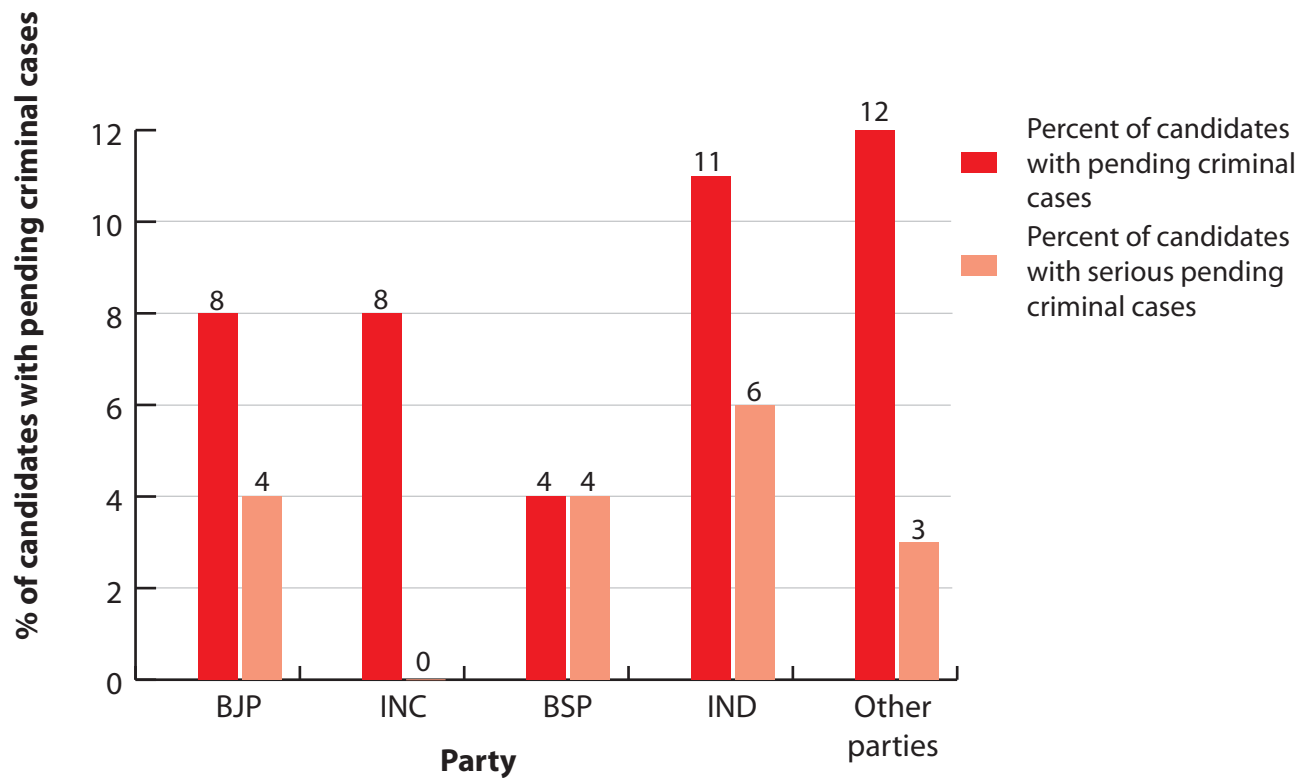
Total 36 candidates contesting elections from Rajasthan had pending criminal cases against them. Out of 25 candidates of BJP which contested in 2009 Lok Sabha elections 2 had pending criminal cases. Similarly for INC out of 25 candidates 2 candidates had pending criminal cases. Maximum candidates with pending criminal cases in Rajasthan fought elections independently, as out of 36 candidates with pending criminal cases, 21 were independents.

Out of these 36 candidates with pending criminal cases, 16 had pending serious criminal cases against them. These serious cases include murder and related charges, kidnapping, extortion, dacoity, theft, robbery etc. The break up is given in the table below.

**Table: Candidates with pending criminal cases and serious pending criminal cases- party wise break up**

Party	Total candidates analysed	Candidates with pending criminal cases	Percent of candidates with pending criminal cases	Number of candidates with pending serious criminal cases	Percent of candidates with pending serious criminal cases
BJP	25	2	8%	1	4%
INC	25	2	8%	0	0%
BSP	24	1	4%	1	4%
IND	186	21	11%	11	6%
Other parties	86	10	12%	3	3%
Total	346	36	10%	16	5%

Figure: Comparison of pending criminal cases and serious pending criminal cases for candidates of main parties from Rajasthan



## Party wise comparison of pending criminal cases on MPs in Lok Sabha 2004 & Lok Sabha 2009

A comparison between Lok Sabha 2009 & Lok Sabha 2004 elections of candidates from three major parties and with pending criminal cases shows an interesting trend. For all major parties, the percentage of candidates with pending criminal cases has substantially increased in Lok Sabha 2009 as compared to Lok Sabha 2004.

**Table: comparison Lok Sabha 2004 vs Lok Sabha 2009**

Party	Lok Sabha 2004			Lok Sabha 2009		
	Number of candidates analyzed	Candidates with pending criminal cases	% of candidates with pending criminal cases	Number of candidates analyzed	Candidates with pending criminal cases	% of candidates with pending criminal cases
INC	25	3	12%	25	2	8%
BJP	25	4	16%	25	2	8%
BSP	20	1	5%	24	1	4%



## Details for candidates based on pending criminal cases

The table below lists 16 candidates with serious pending criminal cases. Ranveer Singh Gudha of LJP had 14 serious IPC counts on him, which included murder, attempt to murder, kidnapping cases. Pawan Dugal of CPM had 9 serious IPC counts like attempt to murder, theft, dacoity etc. All these candidates were rejected by the voters. The detailed list is given below.

Name	Constituency	Party	Age	Seri-ous IPC Counts	Total Cases	Details of Serious IPC Counts	Won/ Lost
RANVEER SINGH GUDHA	Jhunjhunu	LJP	36	14	17	4 charges related to murder, 3 charges of kidnapping, 3 charges related to theft	Lost
PAWAN DUGAL	Bikaner	CPM	33	9	12	5 charges related to murder, 1 charge each of theft & dacoity	Lost
VINOD KUMAR PITTI	Nagaur	IND	53	5	30	2 charges of cheating	Lost
SHEOPAT RAM	Ganganagar	CPM	32	4	9	2 charges related to murder, 1 charge of theft	Lost
MEETHA LAL JAIN	Tonk-Sawai Madhopur	IND	70	4	2	2 charges of cheating	Lost
MAHESH KUMAR	Sikar	IND	29	3	4	1 charge of theft	Lost
PREM SAINI	Jaipur	IND	44	3	3	1 charge of cheating	Lost
HAKARU	Banswara	BJP	37	2	3	1 charge of theft	Lost
OM PRAKASH	Bhilwara	IND	31	2	3	1 charge related to kidnapping, 1 charge of theft	Lost
RATAN LAL DHOBBI	Bhilwara	IND	38	1	1	1 charge of theft	Lost
BHARAT SINGH	Sikar	BSP	34	1	1	1 charge of voluntarily causing grievous hurt	Lost
SUKHBIR SINGH JAUNAPURIA	Jaipur Rural	IND	51	1	1	1 charge related to murder	Lost
SHANTI LAL DHABARIA	Ajmer	IND	49	1	1	1 charge of voluntarily causing hurt by dangerous means or weapons	Lost
KANHIYA LAL	Pali	IND	44	1	1	1 charge of voluntarily causing hurt by dangerous means or weapons	Lost
FAZAR MOHAMMAD	JhalawarBaran	IND	69	1	1	1 charge of cheating and dishonesty	Lost
SULEMAN	JhalawarBaran	IND	41	1	1	1 charge of voluntarily causing hurt by dangerous means or weapons	Lost

## Pending criminal cases- analysis for MPs

Out of 25 MPs from Rajasthan in Lok Sabha 2009, 2 MPs have pending criminal cases against them. There are no pending serious criminal cases against any MP. Contrasting this with 2004 Lok Sabha, 1 MP had serious pending criminal case.

Given below is a comparative analysis for MPs with pending criminal cases elected from Rajasthan. The presence of MPs with pending criminal cases from Rajasthan in Lok Sabha 2009 has decreased by 33%. None of the MPs in current Lok Sabha from Rajasthan have pending serious criminal cases against them.

**Table: Comparison Lok sabha 2004 & Lok Sabha 2009 MPs with pending criminal cases**

	Lok Sabha 2004	Lok Sabha 2009	Increase	% increase
MPs with pending criminal cases	3	2	-1	-33%
Total Pending criminal cases	6	2	-4	-67%
MPs with pending serious criminal cases	1	0	-1	-100%
Total serious IPCs against MPs	2	0	-2	-100%

## Party wise break up for MPs with pending criminal cases

In current Lok Sabha there are only 2 MPs with pending criminal cases. The table below shows comparison between total MPs from major parties and MPs with pending criminal cases.

**Table : MPs with pending criminal cases- party wise**

Party	Total candidates analysed by NEW	Total MPs	MPs with pending criminal cases	% of MPs with pending criminal cases	MPs with pending serious criminal cases	% of MPs with pending serious criminal cases
INC	25	20	2	8%	0	0%
BJP	25	4	0	0%	0	0%

## **Party wise comparison of pending criminal cases on MPs in Lok Sabha 2004 & Lok Sabha 2009**

Table below gives details of pending criminal cases on MPs from two major parties in Rajasthan.

**Table: Party wise comparison MPs with pending criminal cases - Lok Sabha 2004 vs Lok Sabha 2009**

	Lok Sabha 2004			Lok Sabha 2009		
Party	Number of MPs	Number of MPs with Pending criminal cases	% of MPs with pending criminal cases	Number of MPs	Number of MPs with Pending criminal cases	% of MPs with pending criminal cases
INC	4	0	0%	20	2	10%
BJP	21	3	14%	4	0	0%

# Analysis based on assets

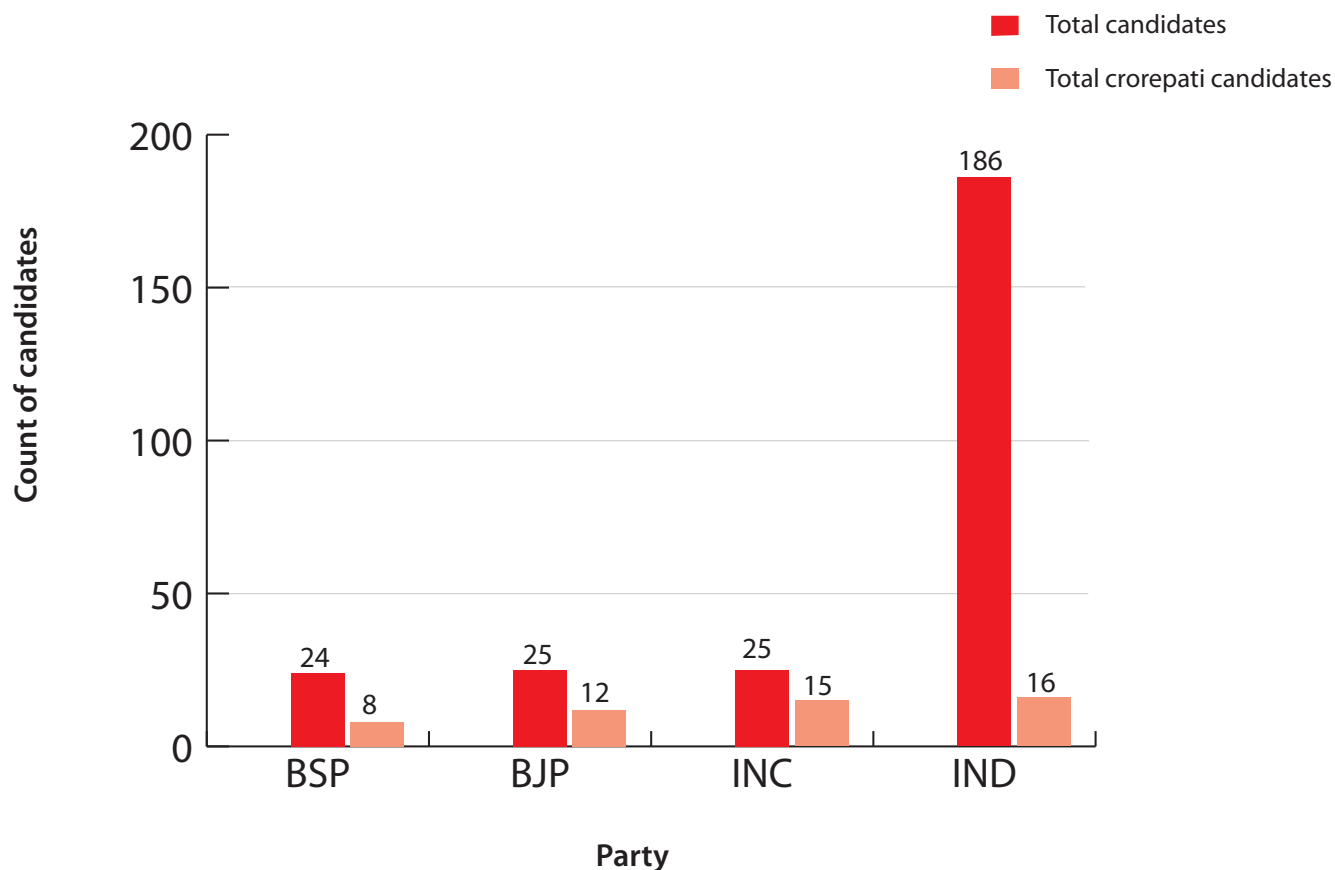
## Analysis based on assets – for candidates

In Rajasthan out of 346 candidates who contested in Lok Sabha 2009 elections 56 candidates were crorepatis. A total of 15 out of 25 candidates i.e. 60% candidates of INC were crorepatis whereas in the case of BJP, 12 out of 25 candidates i.e. 48% candidates were crorepatis.

**Table: Crorepati candidates- party wise break up**

Party	Total Candidates analyzed	Crorepati candidates	Percent
BSP	24	8	33%
BJP	25	12	48%
INC	25	15	60%
IND	186	16	9%
Other parties	86	5	6%
Total	346	56	16%

**Figure: Crorepati candidates from major parties**



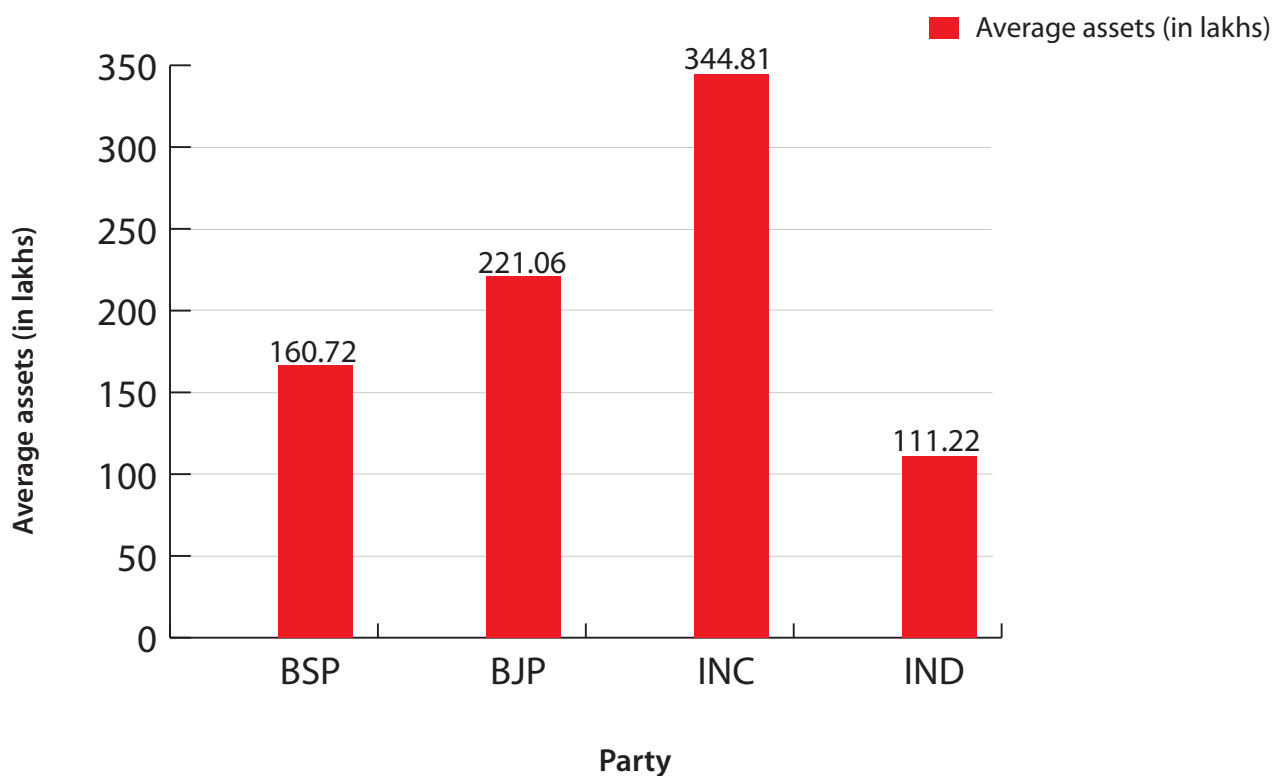
## Average assets for Candidates

The average assets for the candidates of INC were more than 3 crores whereas for BJP candidates it was more than two crores. The table below gives the complete details:

**Table: Average assets for candidates party wise**

Party	Average Assets	Candidates analyzed
BSP	Rs 1,60,72,220 ~ 1 Cror+	24
BJP	Rs 2,21,06,120 ~ 2 Cror+	25
INC	Rs 3,44,81,451 ~ 3 Cror+	25
IND	Rs 1,11,22,639 ~ 1 Cror+	186
Others	Rs 27,96,373 ~ 27 Lac+	86

**Figure: Average assets (in lakhs) for candidates of major parties**



## Top 20 crorepati candidates

Given below is the list of top 20 crorepati candidates who contested Lok Sabha 2009 elections from Rajasthan. Out of these 20 candidates 7 won and rest lost.

S No	Name	Constituency	Party	Movable Assets (Rs)	Immovable Assets (Rs)	Total Assets (Rs)	PAN Given	Won/ Lost
1	DR SATDEVA CHADDA	Jaipur	IND	4,58,86,000	79,85,00,000	84,43,86,000 84 Cror+	Y	Lost
2	MEETHA LAL JAIN	Tonk-Sawai Madhopur	IND	25,31,15,123	76,62,009	26,07,77,132 26 Cror+	Y	Lost
3	VINOD KUMAR PITTI	Nagaur	IND	2,92,63,513	17,05,00,000	19,97,63,513 19 Cror+	Y	Lost
4	RAO RAJENDRA SINGH	Jaipur Rural	BJP	1,20,53,917	17,45,00,000	18,65,53,917 18 Cror+	Y	Lost
5	IJJARAJ SINGH	Kota	INC	91,31,144	17,10,00,000	18,01,31,144 18 Cror+	Y	Won
6	CHANDRESH KUMARI	Jodhpur	INC	23,66,732	13,05,14,335	13,28,81,067 13 Cror+	Y	Won
7	DR GOPAL PRASAD SHARMA	Jhunjhunu	IND	10,73,74,649	6,04,500	10,79,79,149 10 Cror+	N	Lost
8	BHARAT SINGH	Sikar	BSP	8,38,18,325	8,00,000	8,46,18,325 8 Cror+	Y	Lost
9	JAVED	Tonk-Sawai Madhopur	IND	21,38,000	7,53,00,000	7,74,38,000 7 Cror+	Y	Lost
10	JITENDRA SINGH	Alwar	INC	1,33,67,810	5,46,00,000	6,79,67,810 6 Cror+	Y	Won
11	SUKHBIR SINGH JAUNAPURIA	Jaipur Rural	IND	1,85,07,097	4,89,36,490	6,74,43,587 6 Cror+	Y	Lost
12	DUSHYANT SINGH	Jhalawar-Baran	BJP	1,83,24,850	4,57,86,050	6,41,10,900 6 Cror+	Y	Won
13	RAMESH CHANDRA	Jaipur	IND	4,17,33,824	2,22,51,094	6,39,84,918 6 Cror+	Y	Lost
14	KHILADI LAL BAIRWA	Karauli-Dholpur	INC	29,72,340	5,98,30,000	6,28,02,340 6 Cror+	Y	Won
15	BADRI RAM	Pali	INC	3,86,24,314	2,16,19,500	6,02,43,814 6 Cror+	Y	Won
16	MAHENDRA VYAS	Barmer	BSP	32,29,766	5,52,00,000	5,84,29,766 5 Cror+	Y	Lost
17	KHATRI MUSTAQ	Jhunjhunu	BSP	3,06,70,000	2,76,00,000	5,82,70,000 5 Cror+	Y	Lost
18	URMILA BAI	Jhalawar-Baran	INC	99,32,698	4,59,28,585	5,58,61,283 5 Cror+	Y	Lost
19	SACHIN PILOT	Ajmer	INC	55,89,558	4,09,00,000	4,64,89,558 4 Cror+	Y	Won
20	SUKHRAJ	Jalore	IND	39,23,510	4,25,39,000	4,64,62,510 4 Cror+	N	Lost

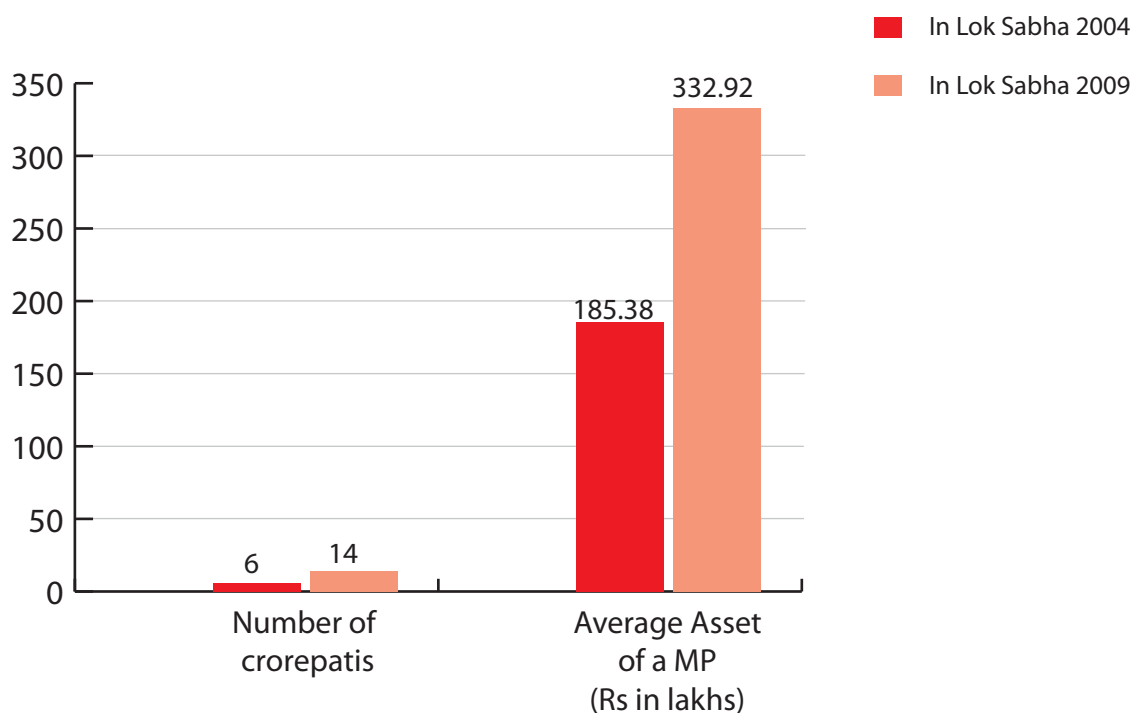
## Analysis based on assets- for MPs

There is an increase of 133% in the number of crorepati MPs in Rajasthan from 2004 to 2009. Average assets of MPs in 2009 also show an increasing trend if compared to 2004 there is an increase of 80% in it.

**Table: Comparison Lok Sabha 2004 and 2009 based on assets**

	In Lok Sabha 2004	In Lok Sabha 2009	Increase	% Increase
Number of crorepatis	6	14	8	133%
Average Asset of a MP (Rs in lakhs)	185.38	332.92	147.54	80%

**Figure: Comparison Lok Sabha 2004 and Lok Sabha 2009 based on assets**



## **Chances of winning based on assets**

As can be seen from the table, the higher the assets the more are the chances of winning of a candidate. In 2009 Lok Sabha elections, 6 out of 18 candidates who declared their assets above 5 crores won. On the other hand none of the candidates with assets less than 10 lakhs managed to win. The election results seemed to be highly influenced by the money power of the candidates.

**Table: Chances of winning based on assets**

Value of assets	No of candidates	No of MPs	% of MPs
very high (5 cr and above)	18	6	33%
high (50 lakhs to 5 cr)	82	16	20%
medium (50 lakhs to 10 lakhs)	103	3	3%
low (less than 10 lakhs)	143	0	0%

## **Crorepati MPs- Party wise break up**

More than 50% MPs of both BJP and INC which are major parties in Rajasthan are crorepatis. Details are given in the table below.

**Table: Crorepati MP- party wise break up**

Party	Total Candi- dates	Total crorepati candidates	Total MPs	Total crorepati MPs	% of crorepati MPs
BJP	25	12	4	3	75%
INC	25	15	20	11	55%
IND	186	16	1	0	0%

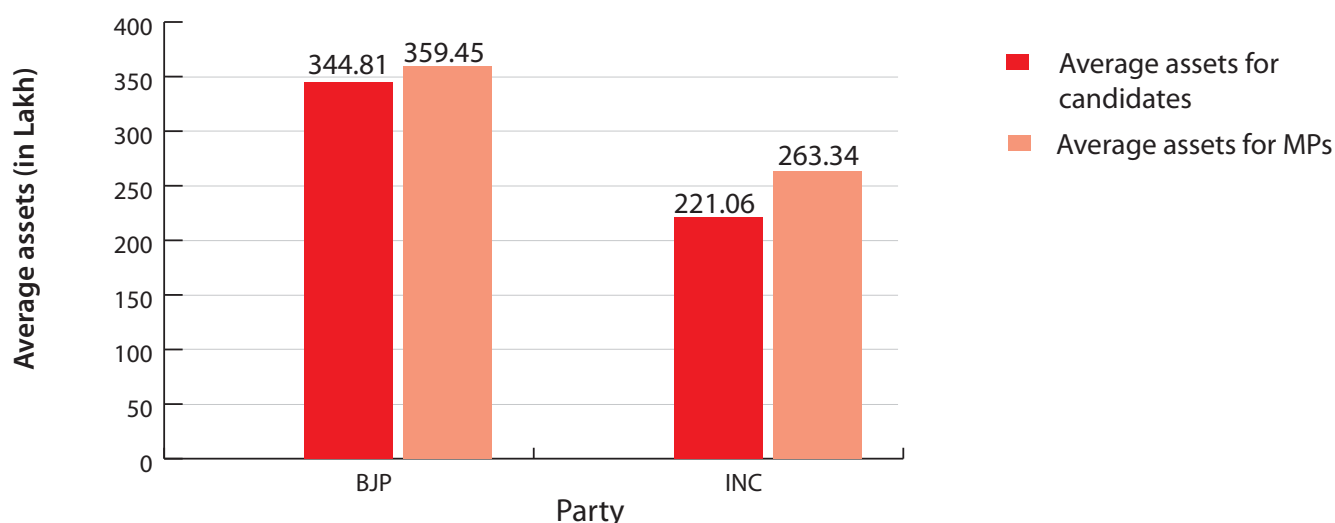


## Average assets per MP for major parties

**Table: Average assets for MPs**

Party	No of candidates	Average assets for candidates	No of MPs	Average assets for MPs
INC	25	Rs 3,44,81,451 ~ 3 Cror+	20	Rs 3,59,45,032 ~ 3 Cror+
BJP	25	Rs 2,21,06,120 ~ 2 Cror+	4	Rs 2,63,34,824 ~ 2 Cror+

**Figure: Comparison average assets for candidates & MPs in Lok Sabha 2009**



## Asset comparison for candidates and MPs

Given below are average asset details for MPs, runner up's and all candidates. The average assets of candidates who stood at number one position in their constituency in Lok Sabha 2009 elections in Rajasthan were approx 333 Lakhs. These were approx 226 Lakhs for candidates who stood second in their constituencies. Details are given in the table below.

**Table: Asset comparison for MPs, runner up's and all candidates**

	MP (position 1)	Runner up (position 2)	position 3	all candidates
average assets (Rs in lakhs)	333	226	133	119

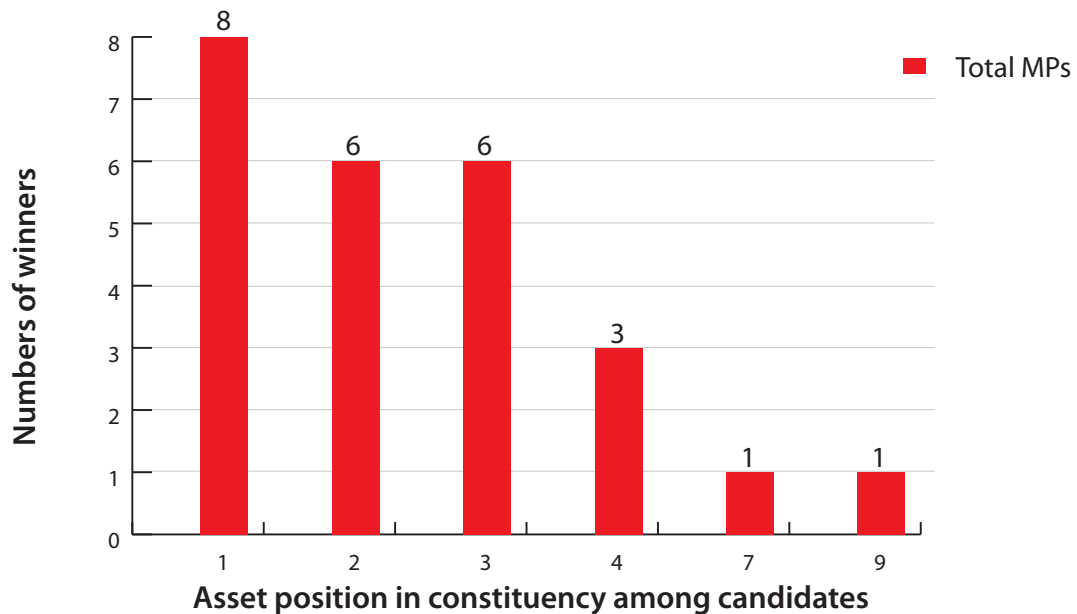
## Asset position in constituency among candidates and chances of winning

The following table gives an analysis of asset position in constituency among candidates (highest asset to lowest asset) and their chances of winning. In 8 i.e. 32% of constituencies, candidates with highest declared assets according to their own self sworn affidavits emerged as MPs. From 24% constituencies candidates with second highest declared assets won.

**Table: Position in constituency based on assets and MPs**

Position in constituency based on assets	Total MPs	% of MPs
1	8	32%
2	6	24%
3	6	24%
4	3	12%
7	1	4%
9	1	4%

**Figure: Asset position in constituency among candidates and MPs**



## Asset details of crorepati MPs from Rajasthan

The table given below gives list of MPs who have shown their assets in crores.

S No	Name	Constituency	Party	Movable Assets (Rs)	Immovable Assets (Rs)	Total Assets (Rs)	PAN Given
1	IJYARAJ SINGH	Kota	INC	91,31,144	17,10,00,000	18,01,31,144 18 Cror+	Y
2	CHANDRESH KUMARI	Jodhpur	INC	23,66,732	13,05,14,335	13,28,81,067 13 Cror+	Y
3	JITENDRA SINGH	Alwar	INC	1,33,67,810	5,46,00,000	6,79,67,810 6 Cror+	Y
4	DUSHYANT SINGH	Jhalawar-Baran	BJP	1,83,24,850	4,57,86,050	6,41,10,900 6 Cror+	Y
5	KHILADI LAL BAIRWA	Karauli-Dholpur	INC	29,72,340	5,98,30,000	6,28,02,340 6 Cror+	Y
6	BADRI RAM	Pali	INC	3,86,24,314	2,16,19,500	6,02,43,814 6 Cror+	Y
7	SACHIN PILOT	Ajmer	INC	55,89,558	4,09,00,000	4,64,89,558 4 Cror+	Y
8	DR JYOTI MIRDHA	Nagaur	INC	69,68,395	3,20,71,520	3,90,39,915 3 Cror+	Y
9	LAL CHAND KATARIA	Jaipur Rural	INC	17,50,401	2,89,00,000	3,06,50,401 3 Cror+	Y
10	RAM SINGH KASWAN	Churu	BJP	34,68,392	2,39,34,705	2,74,03,097 2 Cror+	Y
11	C P JOSHI	Bhilwara	INC	66,44,088	1,37,32,868	2,03,76,956 2 Cror+	Y
12	RATAN SINGH	Bharatpur	INC	53,67,191	66,00,000	1,19,67,191 1 Cror+	Y
13	DEV JI PATEL	Jalore	BJP	45,21,830	67,40,000	1,12,61,830 1 Cror+	Y
14	MAHESH JOSHI	Jaipur	INC	33,23,500	70,65,000	1,03,88,500 1 Cror+	Y

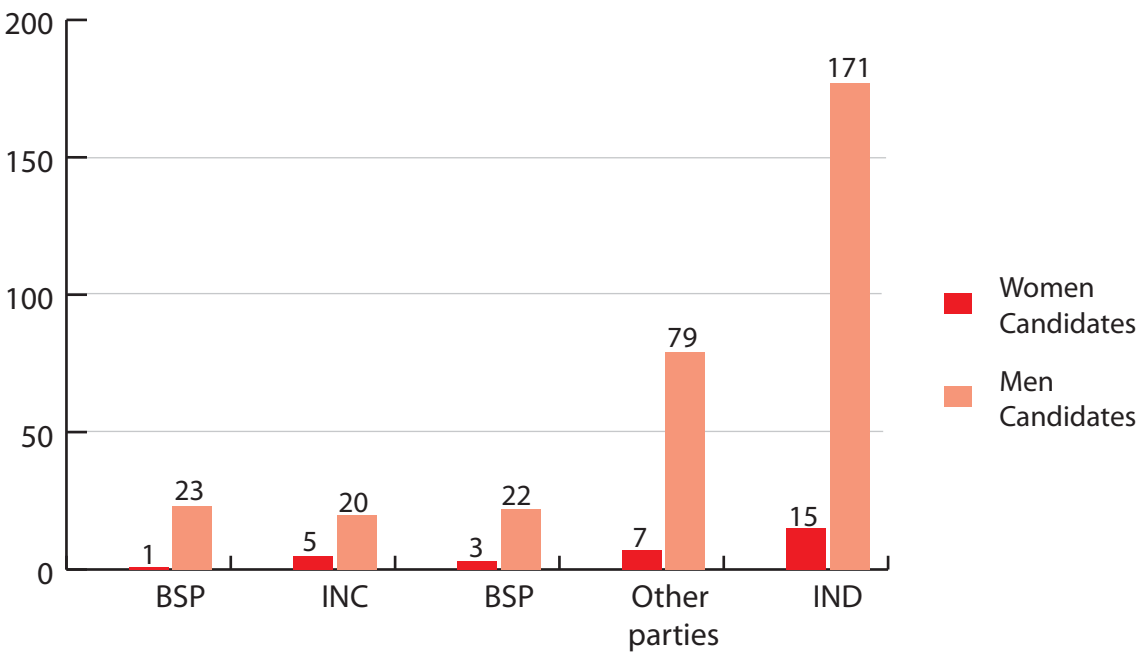
# Female representation in Lok Sabha 2009 elections

Out of 346 candidates only 31 (9%) were women candidates contested in Lok Sabha 2009 from Rajasthan. Only 3 out of 31 made it to parliament. All the 3 women MPs from Rajasthan are from INC. The party wise break up for female candidates and MPs vis a vis male candidates and MPs is as below-

Table: Party wise female representation analysis

	BSP	INC	BJP	Other parties	IND	Total
<b>Women</b>						
Candidates	1	5	3	7	15	31
MPs	0	3	0	0	0	3
% Women candidates	4%	20%	12%	8%	8%	9%
% Women MPs	0%	15%	0%	0%	0%	12%
<b>Men</b>						
Candidates	23	20	22	79	171	315
MPs	0	17	4	0	1	22
% Men candidates	96%	80%	88%	92%	92%	91%
% Men MPs	0%	85%	100%	0%	100%	88%
<b>Total</b>						
Candidates	24	25	25	86	186	346
MPs	0	20	4	0	1	25

Figure: Candidate distribution based on gender



# Full Asset and pending criminal cases details

## Assets for all MPs from Rajasthan in Lok Sabha 2009

S. No.	Name	Constituency	Party	Total Assets (Rs)	Movable Assets (Rs)	Immovable Assets (Rs)	Liabilities (Rs.)	PAN Given
1	IJJARAJ SINGH	Kota	INC	18,01,31,144 18 Cror+	91,31,144 91 Lacs+	17,10,00,000 17 Cror+	0.00	Y
2	CHANDRESH KUMARI	Jodhpur	INC	13,28,81,067 13 Cror+	23,66,732 23 Lacs+	13,05,14,335 13 Cror+	60,744.00 60 Thou+	Y
3	JITENDRA SINGH	Alwar	INC	6,79,67,810 6 Cror+	1,33,67,810 1 Cror+	5,46,00,000 5 Cror+	0.00	Y
4	DUSHYANT SINGH	Jhalawar-Baran	BJP	6,41,10,900 6 Cror+	1,83,24,850 1 Cror+	4,57,86,050 4 Cror+	27,79,153.00 27 Lacs+	Y
5	KHILADI LAL BAIRWA	Karauli-Dholpur	INC	6,28,02,340 6 Cror+	29,72,340 29 Lacs+	5,98,30,000 5 Cror+	56,93,479.00 56 Lacs+	Y
6	BADRI RAM	Pali	INC	6,02,43,814 6 Cror+	3,86,24,314 3 Cror+	2,16,19,500 2 Cror+	4,98,169.00 4 Lacs+	Y
7	SACHIN PILOT	Ajmer	INC	4,64,89,558 4 Cror+	55,89,558 55 Lacs+	4,09,00,000 4 Cror+	0.00	Y
8	DR JYOTI MIRDHA	Nagaur	INC	3,90,39,915 3 Cror+	69,68,395 69 Lacs+	3,20,71,520 3 Cror+	0.00	Y
9	LAL CHAND KATARIA	Jaipur Rural	INC	3,06,50,401 3 Cror+	17,50,401 17 Lacs+	2,89,00,000 2 Cror+	7,02,835.00 7 Lacs+	Y
10	RAM SINGH KASWAN	Churu	BJP	2,74,03,097 2 Cror+	34,68,392 34 Lacs+	2,39,34,705 2 Cror+	0.00	Y
11	C P JOSHI	Bhilwara	INC	2,03,76,956 2 Cror+	66,44,088 66 Lacs+	1,37,32,868 1 Cror+	14,00,000.00 14 Lacs+	Y
12	RATAN SINGH	Bharat-pur	INC	1,19,67,191 1 Cror+	53,67,191 53 Lacs+	66,00,000 66 Lacs+	3,35,314.00 3 Lacs+	Y
13	DEV JI PATEL	Jalore	BJP	1,12,61,830 1 Cror+	45,21,830 45 Lacs+	67,40,000 67 Lacs+	0.00	Y
14	MAHESH JOSHI	Jaipur	INC	1,03,88,500 1 Cror+	33,23,500 33 Lacs+	70,65,000 70 Lacs+	12,45,000.00 12 Lacs+	Y
15	GIRIJA VYAS	Chittor-garh	INC	87,21,354 87 Lacs+	57,21,354 57 Lacs+	30,00,000 30 Lacs+	0.00	Y
16	KIRODI LAL	Dausa	IND	80,80,496 80 Lacs+	26,80,496 26 Lacs+	54,00,000 54 Lacs+	0.00	Y
17	MAHADEV SINGH	Sikar	INC	77,84,000 77 Lacs+	18,09,000 18 Lacs+	59,75,000 59 Lacs+	0.00	Y
18	Raghuveer singh	Udaipur	INC	67,53,883 67 Lacs+	8,53,883 8 Lacs+	59,00,000 59 Lacs+	17,50,000.00 17 Lacs+	Y
19	Tara chand	Banswara	INC	65,18,752 65 Lacs+	26,08,017 26 Lacs+	39,10,735 39 Lacs+	11,22,163.00 11 Lacs+	Y

S. No.	Name	Constituency	Party	Total Assets (Rs)	Movable Assets (Rs)	Immovable Assets (Rs)	Liabilities (Rs.)	PAN Given
20	SHEESHRAM OLA	Jhunjhunu	INC	61,01,621 61 Lacs+	8,01,621 8 Lacs+	53,00,000 53 Lacs+	1,80,965.00 1 Lacs+	Y
21	NAMO NARAYAN	Tonk-Sawai Madhopur	INC	60,06,236 60 Lacs+	35,06,236 35 Lacs+	25,00,000 25 Lacs+	0.00	Y
22	BHARAT RAM MEGHWAL	Gangana-gar	INC	50,16,000 50 Lacs+	9,16,000 9 Lacs+	41,00,000 41 Lacs+	4,00,000.00 4 Lacs+	N
23	Harish choudhary	Barmer	INC	49,53,849 49 Lacs+	42,81,349 42 Lacs+	6,72,500 6 Lacs+	12,95,813.00 12 Lacs+	Y
24	GOPAL SINGH	Rajsa- mand	INC	41,06,255 41 Lacs+	17,32,005 17 Lacs+	23,74,250 23 Lacs+	4,89,648.00 4 Lacs+	Y
25	ARJUN RAM MEGHWAL	Bikaner	BJP	25,63,467 25 Lacs+	19,48,467 19 Lacs+	6,15,000 6 Lacs+	0.00	Y

# Full details of pending criminal cases on MPs from Rajasthan

S. No.	Name	State/ Dist	Constituency	Party	Age	Serious IPC Counts	No of Cases in which Ac-cused	No. of Cases in which Con-victed	Total
1	GIRIJA VYAS	RAJASTHAN	Chittor-garh	INC	62	0	1	0	1

Cases (Accused)			IPC Section		Description				
1. IPC Sections - 500 , Other Details - CASES NO 952/04			500		defamation				
Cases (Convicted) -----No Cases-----									

S. No.	Name	State/ Dist	Constituency	Party	Age	Serious IPC Counts	No of Cases in which Ac-cused	No. of Cases in which Con-victed	Total
2	BADRI RAM	RAJASTHAN	Pali	INC	59	0	1	0	1

Cases (Accused)			IPC Section		Description				
1. IPC Sections - , Other Details - 5/180 MVACT,611/1998, but Aviated by high court									
Cases (Convicted) -----No Cases-----									

# Sikkim

## Lok Sabha 2009 Elections



# CONTENTS

Executive Summary..... 807

Voting and winning trend..... 808

The % of votes polled by major parties ..... 808

Comparison of Candidates ..... 809

# Sikkim Election Watch

## Lok Sabha elections 2009

Lok Sabha 2009 elections in Sikkim were held on April 30th 2009 for a single parliamentary constituency. This chapter includes analysis of voting trend, criminalization and money power in these elections.

### **Political Parties and Candidates**

In Lok Sabha 2004, 4 parties contested. This went up to 6 for Lok Sabha 2009 elections. In Lok Sabha 2004 elections 4 candidates contested. This went up to 7 candidates in Lok Sabha 2009 elections.

## Executive summary

- Affidavits of all 7 candidates contesting the Lok Sabha 2009 elections were analyzed by the Sikkim Election Watch.
- One out of seven candidates had pending criminal cases.
- Average asset for a candidate from Sikkim was Rs. 1.2 crores.
- The constituency was won by SDF.
- The winner, Prem Das Rai had assets of approximately Rs. 1.9 crores.
- One out of seven candidates (Prem Das Rai) declared PAN details.
- There were no female candidates in Sikkim.

# Voting and winning trend

## The % of votes polled by major parties

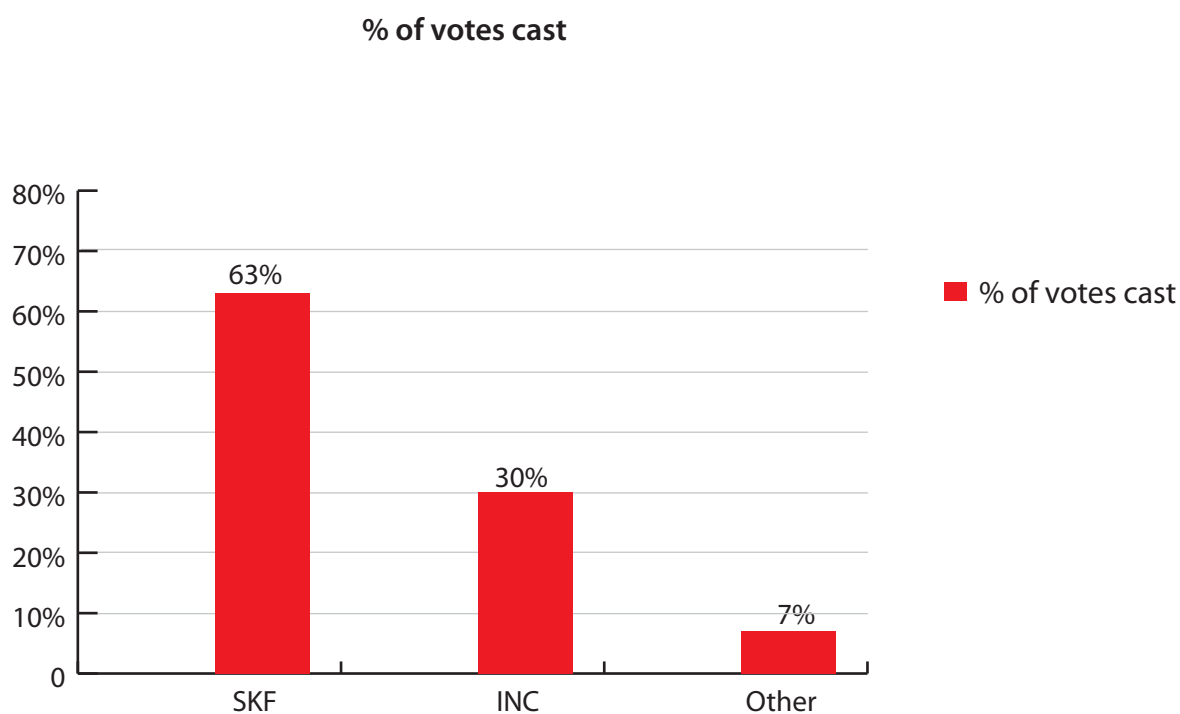
SDF managed to get 63% of the votes cast. This was 53% of the electorate. The total electorate in Sikkim was 3,00,584 and the total votes cast were 2,51,751.

Further break-up is given in table-

**Table: Per cent of votes cast**

Party	Total votes cast for the party	% of votes cast	% of total registered voters
Sikkim Democratic Front (SDF)	159,351	63%	53%
Indian National Congress (INC)	74,483	30%	25%
Others	17,917	7%	6%

**Figure: Per cent of votes cast in Sikkim- Party wise**



## Comparison of Candidates

S No.	Name	Age	Gender	Party Code	Criminal Cases	No. of Cases	Serious IPC Counts	Education Level	Total Assets	Total Liabilities	PAN Given
1	PREM DAS RAI (WINNER)	54	M	SDF	No	0	0	Post Graduate	1,85,03,294 1 Crore+	8,41,835 8 Lacs +	Y
2	ATRI RAM CHANDRA POUDYAL	65	M	IND	No	0	0	Graduate	24,50,000 24 Lacs +	0	N
3	BHIM SUBBA	64	M	SJEP	No	0	0	8th Pass	48,36,000 48 Lacs +	0	N
4	KHARANANDA UPRETI	59	M	INC	No	0	0	Graduate Professional	1,72,52,061 1 Crore+	0	N
5	NAR BAHADUR KHATI-WADA	68	M	SGPP	No	0	0	Graduate Professional	2,47,26,123 2 Crore+	23,00,000 23 Lacs +	N
6	PADAM BDR. CHETTRI	32	M	BJP	No	0	0	Post Graduate	1,77,04,000 1 Crore+	15,20,000 15 Lacs +	N
7	TARA KR. PRADHAN	36	M	SHRP	Yes	2	0	12th Pass	6,20,000 6 Lacs +	2,00,000 2 Lacs +	N



# Tamil Nadu

## Lok Sabha 2009 Elections

# CONTENTS

Executive summary for candidates & MPs.....	813
Voting and winning trend.....	815
Analysis based on pending criminal cases.....	817
Pending criminal cases- analysis for candidates.....	817
Party wise break up for candidates with pending criminal cases .....	817
Serious crimes distribution for candidates– Party wise .....	819
Details for candidates based on pending criminal cases.....	821
Pending criminal cases- analysis for MPs .....	824
Party wise break up for MPs with pending criminal cases.....	825
Party wise comparison of pending criminal cases on candidates : LS 2004 vs. LS 2009 .....	826
MPs with serious pending criminal cases.....	827
Analysis based on assets.....	828
Analysis based on assets – for candidates .....	828
Average assets for Candidates.....	829
Top 20 crorepati candidates.....	830
Analysis based on assets- for MPs.....	831
Chances of winning based on assets.....	832
Crorepati MPs- Party wise break up.....	832
Average assets per MPs for Major parties: .....	833
Asset position in constituency among candidates and chances of winning.....	834
Crorepati MPs – PAN not given.....	835
Details of top 20 MPs based on maximum assets.....	836
Female representation in Lok Sabha 2009 elections .....	837
Full Asset and pending criminal cases details.....	838
Assets for all MPs from Tamil Nadu in Lok Sabha 2009.....	838
Full details of pending criminal cases on MPs from Tamil Nadu .....	841

# Tamil Nadu Election Watch\*

## Lok Sabha elections 2009

Lok Sabha 2009 elections for all 39 constituencies were held in Tamil Nadu on May 13, 2009. This chapter includes the analysis of voting trend, criminalization, money power, gender etc in these elections. Information provided by ECI and details from the affidavits filed by contesting candidates have been used for above analysis.

### **Growth of political parties**

In Lok Sabha 2004, 21 parties contested elections which rose to 43 in 2009 Lok Sabha elections. This reflects a rise of 105 % in the number of parties from 2004 Lok Sabha elections to 2009 Lok Sabha elections.

### **Growth in number of candidates**

A total of 823 candidates contested Lok Sabha 2009 elections from Tamil Nadu as compared to 571 candidates in Lok Sabha 2004. This shows a growth of 44% in number of candidates contesting in 2009.

## **Executive summary for candidates and MPs**

### **Summary for candidates**

- Affidavits of 767 candidates out of 823 contesting Lok Sabha 2009 elections were analyzed by Tamil Nadu Election Watch (TNEW).
- Out of these 767 candidates, 64 candidates or 8.34% declared pending criminal cases against them. ADMK had 9 out of 21 (43%) candidates with pending criminal cases, DMDK had 7 out of 38 (18.42%) candidates with pending criminal cases, DMK had 4 out of 21 (19.05%) candidates with pending criminal cases, PMK had 2 out of 6 (33.33%) candidates with pending criminal cases, BSP had 3 out of 36 (8.33%) candidates with pending criminal cases, BJP had 2 out of 17 (11.76%) candidates with pending criminal cases and INC had 1 out of 14 (7.14%) candidates with pending criminal cases.
- Out of these 64 candidates with pending criminal cases, 33 had pending serious criminal cases like murder, attempt to murder, kidnapping, robbery, extortion etc. ADMK had 6, BSP- 3, DMDK -2, PMK – 2, and IND and others- 20 candidates with pending serious criminal cases.

\*This chapter would not have been possible without the efforts of several volunteers, groups and organizations from the state. ADR and NEW especially acknowledge with gratitude the efforts of Mr. Sudarsan Padmanabhan (Coordinator, Tamil Nadu Election Watch & Assistant Professor, Humanities and Social Sciences, IIT Madras); Miss. Josephine and Mr. Kris Dev (Tamil Nadu Election Watch), Volunteers of Dept. of HSS, IITM, Chennai; Student volunteers of other departments, IITM, Chennai; Staff members of IITM and their family members; Mr. Glaston Xavier (Lecturer, Dept. of Social Work) & Dr. Anand (Coordinator, outreach program, Loyola College, Chennai); Mr. A. L. Rangarajan, Mr. K. Anantha Narayanan (Rejuvenate India Movement (RIM), Chennai); Kowcigan P.; F. Beatrice Vanaja (Chief Administrative Officer, NEW LIFE); Mr. Annie George (BEDROC); Mrs. J. P. Saulina Arnold (Tamil Nadu Voluntary Health Association); Mr. Virgil D Samy (Arunodaya Center For Street And Working Children); Catalyst Trust, Chennai; Exnora International, Tamil Nadu; Exnora Innovators' Club, Tamil Nadu; Krishnaswamy Associates, Chennai; Bhumi, Chennai; Karmayog-Chennai Group; Networking and Development centre for Service Organizations (NDSO), Chennai; Department of Social Work, Loyola College, Chennai; Department of Social Sciences and Humanities, IIT, Chennai; Socratic Forum, Chennai; Prime Point Foundation, Chennai; India Vision 2020 Group; Journal for School Social Work; Journal for School Social Work; Life Line to Community, Chennai.

This volume is dedicated to all who were part of the Election Watch



- There were 153 candidates of seven main parties (ADMK, DMK, DMDK, PMK, INC, BJP, & BSP) and out of these 153 candidates 28 (18.30%) had pending criminal cases against them. There were 64 IPC charges of heinous nature on the candidates which included murder, attempt to murder, kidnapping, extortion, etc.
- There were total 8 Red Alert constituencies where 3 or more contesting candidates had pending criminal cases. Ramanthapuram had 6 candidates each with pending criminal cases followed by Vellore which had 5 candidates with pending criminal cases.
- A total of 94 candidates out of 767 i.e. 12.26% were crorepatis.
- A total of 40 candidates declared zero assets.
- A total of 81 candidates declared liabilities 5 lakhs and above.
- Among major parties, the average asset per candidate for INC was Rs. 14 crores, for DMK was Rs 5 crores, for ADMK was Rs 2 crores, for DMDK was Rs. 2 crores and for BJP was Rs. 1 crores, for PMK was Rs 0.94 Crore and BSP was – 0.60 Crore.
- 72.75% of candidates (558 of 767) had not furnished PAN card details.
- Number of women candidates was just 48 (5.83%) as compared to 775 of men (94.17%).
- More than 37.03% candidates (284 of 767) were graduates & above.
- None of the parties managed to get votes anywhere near 50%. The highest votes polled were approx 25% by DMK and about 18% of the total registered voters. ADMK managed 23% of the votes, INC 15% and DMDK 10%.

## **Summary for MPs**

- Of the 33 candidates with the most serious criminal cases pending against them, only 6 won and the remaining 27 were rejected by the voters.
- Out of 39 MPs, 10 (25.64%) had pending criminal cases against them. Comparing this to Lok Sabha 2004, affidavits were available for 37 MPs out of which 9 (24.32%) had pending criminal cases against them.
- Out of these 10 MPs with pending criminal cases, there were pending serious criminal cases against 6 MPs (15.38%). Contrasting this with 2004 Lok Sabha, 3 MPs (8.11%) had serious pending criminal cases.
- Even though the number of MPs with pending criminal cases has increased from 9 in Lok Sabha 2004 to 10 in Lok Sabha 2009, the number of total criminal cases against MPs has decreased from 28 in Lok Sabha 2004 to 16 in Lok Sabha 2009. But the number of total serious IPC sections against MPs has increased from 4 in 2004 to 12 in 2009.
- The number of crorepati MPs has increased from 14 in Lok Sabha 2004 to 25 in Lok Sabha 2009.
- Among major parties, the approx average asset per MP for INC was Rs. 7.95 crores, DMK Rs 5.03 crores, ADMK Rs. 2.92 crores, MDMK 2.67 crores.
- Average asset for a MP from Tamil Nadu was Rs 4.71 crores.
- Out of 39 MPs, 7 had not declared their PAN details.
- Out of 48 women candidates, only 2 managed to win. Hence only 5.13% of MPs from Tamil Nadu in current Lok Sabha are women.

# Voting and winning trend

## Voting analysis

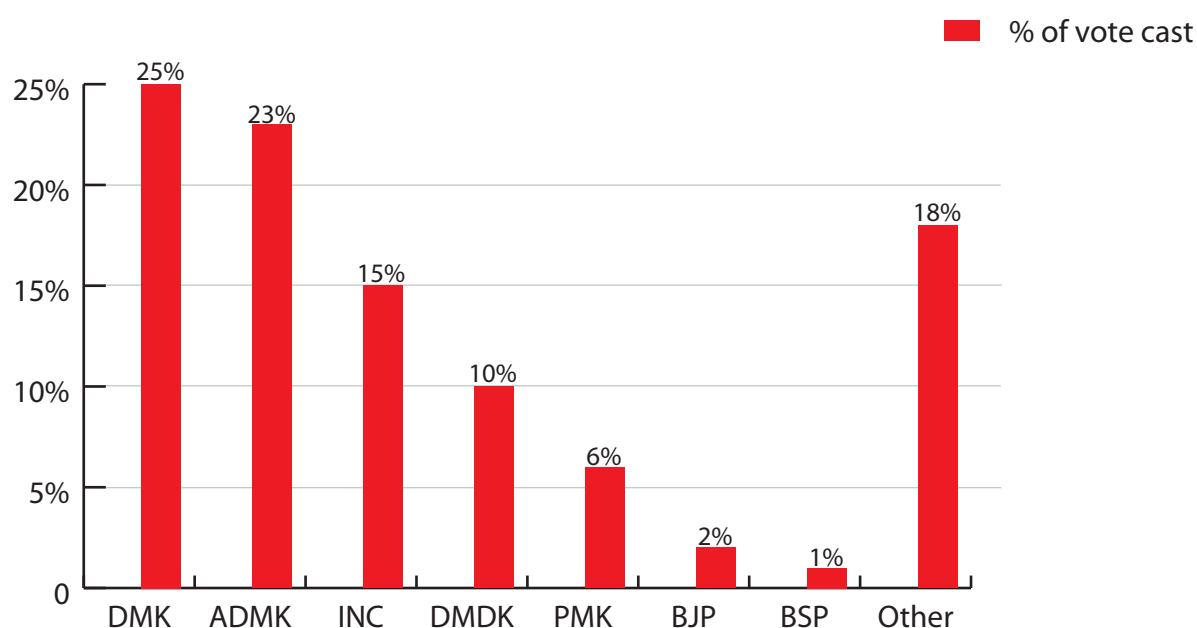
The % of votes polled by the seven major parties clearly shows that none of them got anywhere close to the 50% mark. Total voting in the state was only 73%. DMK managed approx 25 % of the votes cast and only 18% of the registered voters. ADMK managed just 23% votes cast and 17% registered voters. The total electorate (registered voters) in Tamil Nadu was 41,642,466 and the total votes cast were 30,392,857.

Further break-up is given in the table

**Table: % of votes cast**

Party	Total votes cast for the party	% of votes cast	% of total registered voters
Dravida Munnetra Kazhagam (DMK)	7,629,077	25%	18%
All India Anna Dravida Munnetra Kazhagam (ADMK)	6,957,763	23%	17%
Indian National Congress (INC)	4,567,800	15%	11%
Desiya Murpokku Dravida Kazhagam (DMDK)	3,071,500	10%	7%
Pattali Makkal Katchi (PMK)	1,736,684	6%	4%
Bharatiya Janata Party (BJP)	711,790	2%	2%
Bahujan Samaj Party (BSP)	232,631	1%	1%
Others	5,485,612	18%	13%

**Figure: Per cent of votes cast in Tamil Nadu - Party wise**



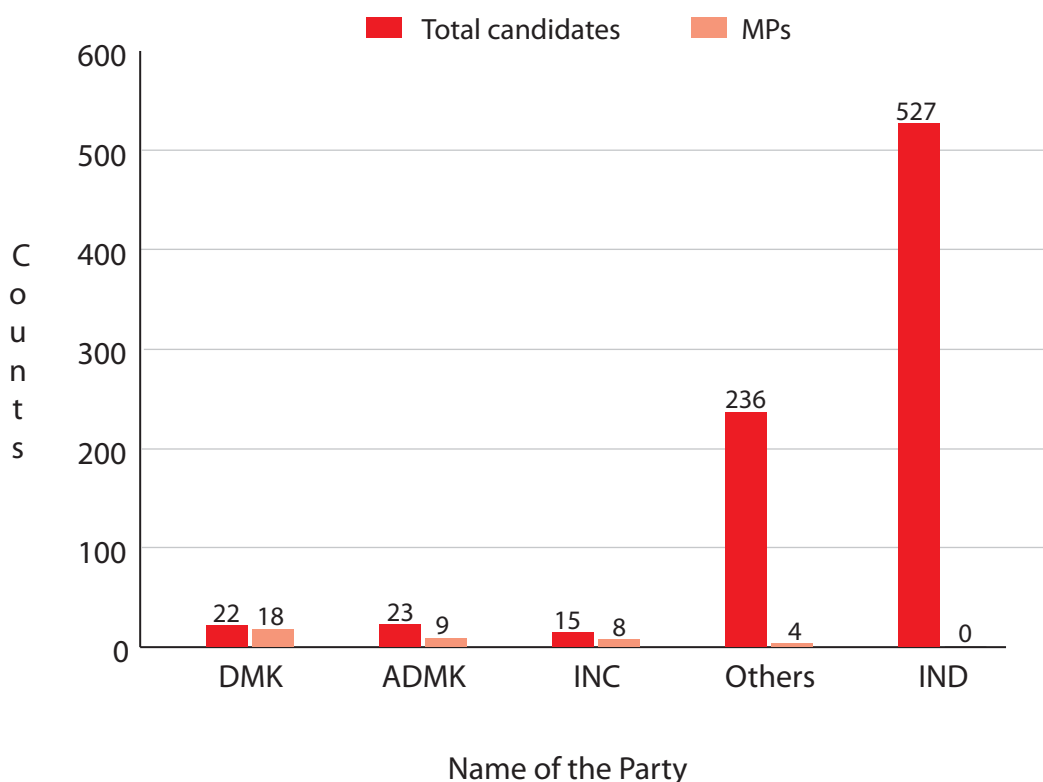
## Candidates vs MPs

Tamil Nadu has 39 parliamentary constituencies. Maximum numbers of MPs (18) are from DMK followed by 9 of ADMK. INC follows closely with 8 MPs. The breakup of MPs as compared to total candidates from the party are-

**Table: Candidates & MPs – Tamil Nadu**

Party	Total candidates	MPs
DMK	22	18
ADMK	23	9
INC	15	8
Others	236	4
IND	527	0
Total	823	39

**Figure : Candidates vs MPs- Party wise**



# Analysis based on pending criminal cases

## Pending criminal cases- analysis for candidates

A total of 767 affidavits were analyzed by TNEW for Lok Sabha 2009 elections. Out of these 767 candidates, 64 candidates or 8.34% declared pending criminal cases against them. Out of these 64 candidates with pending criminal cases, 33 had pending serious criminal cases like murder, attempt to murder, kidnapping, robbery, extortion etc.

### Party wise break up for candidates with pending criminal cases

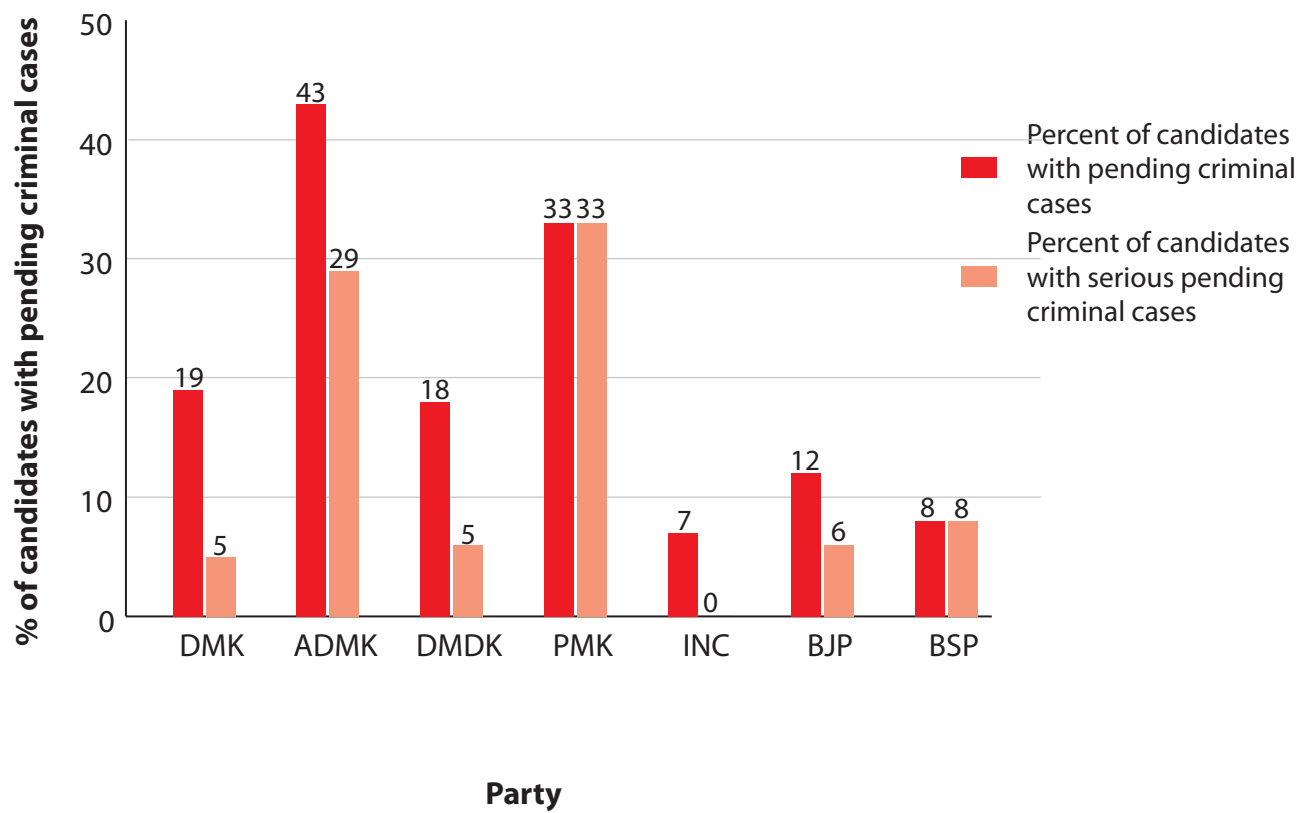
Total 64 candidates contesting elections from Tamil Nadu had pending criminal cases against them. Out of 21 candidates of ADMK, 9 (42.86%) had pending criminal cases, 4 out of 21 candidates of DMK had pending criminal cases and 7 out of 38 candidates of DMDK had pending criminal cases .

Out of these 64 candidates with pending criminal cases, 33 had pending serious criminal cases against them. These serious cases include murder and related charges, kidnapping, extortion, dacoity, theft, robbery etc. The break up is given in the table below.

**Table: Candidates with pending criminal cases and serious pending criminal cases- party wise break up**

Party	Total candidates analysed	Candidates with pending criminal cases	Percent of candidates with pending criminal cases	Number of candidates with pending serious criminal cases	Percent of candidates with pending serious criminal cases
DMK	21	4	19%	1	5%
ADMK	21	9	43%	6	29%
DMDK	38	7	18%	2	6%
PMK	6	2	33%	2	33%
INC	14	1	7%	0	0%
BJP	17	2	12%	1	6%
BSP	36	3	8%	3	8%
IND and Other parties	614	36	6%	18	3%
Total	767	64	8%	33	4%

Figure: Comparison of pending criminal cases and serious pending criminal cases for candidates of main parties from Tamil Nadu



## Serious crimes distribution – for candidates of major parties

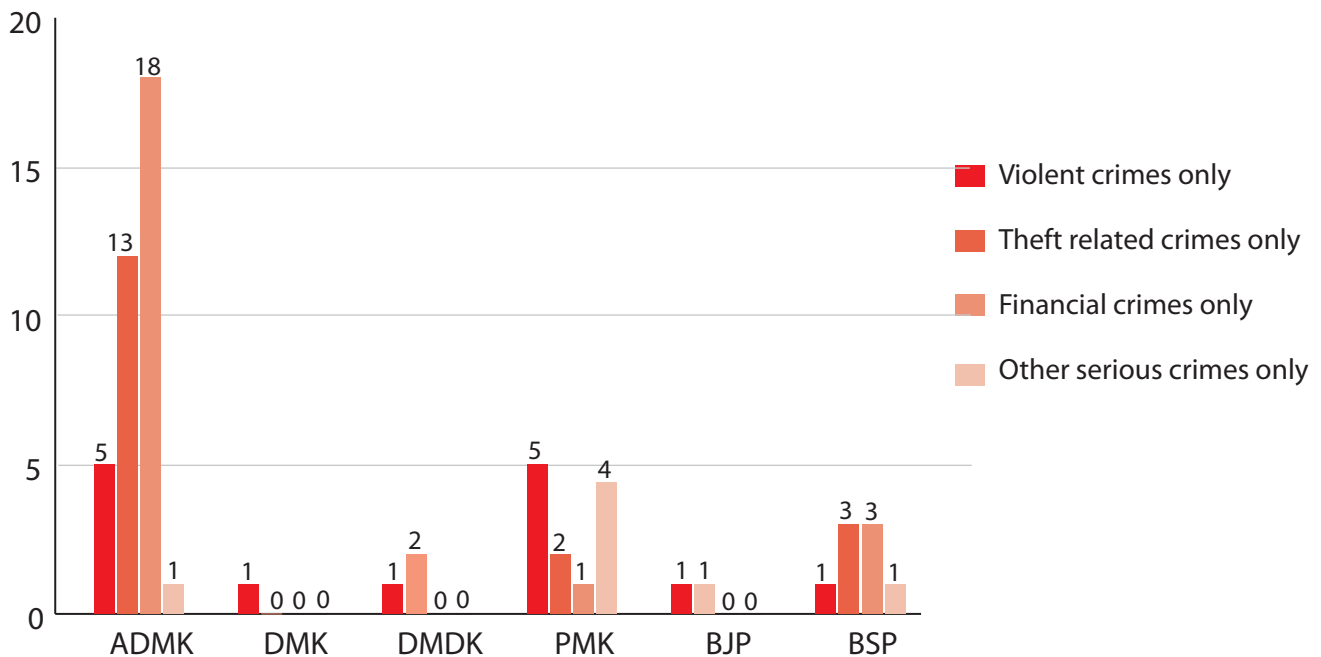
The table below shows the breakup of serious IPC sections for candidates of major parties. Serious crimes have been distributed in categories of violent crimes, theft related crimes, and finance related crimes and other serious crimes

**Table: serious IPC section break up for candidates of major parties**

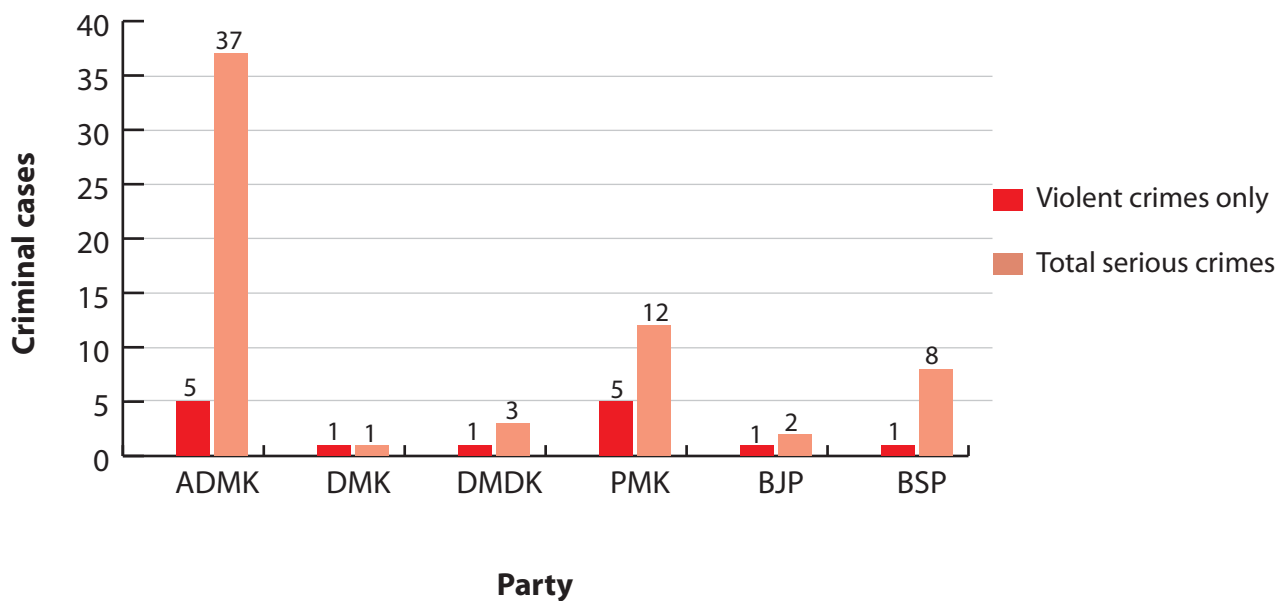
IPC/Party	IPC Description	ADMK	DMK	DMDK	PMK	BJP	BSP	Total for major parties
<b><i>VIOLENT CRIMES</i></b>								
307	Attempt to murder	3	1	0	1	0	0	5
324 325 326	Voluntarily causing hurt by dangerous weapons or means	2	0	1	4	1	0	8
362 363 364 364A 365	Kidnapping	0	0	0	0	0	2	2
<b>Total Violent Crimes</b>		5	1	1	5	1	2	15
<b><i>ROBBERY, EXTORTION, THEFT, CHEATING ETC</i></b>								
379 380	Theft	0	0	1	0	0	0	1
411 412 415 416 417 418 419 420	Cheating and dishonesty, stolen property	13	0	1	2	1	3	20
<b>Total Theft related crimes</b>		13	0	2	2	1	3	21
<b><i>FINANCIAL FRAUD ETC</i></b>								
463 465 467 468 469 471	Forgery	18	0	0	1	0	3	22
<b>Total Financial crimes</b>		18	0	0	1	0	3	22
<b><i>OTHER SERIOUS CRIME</i></b>								
153A	Promoting enmity between different groups on grounds of religion, race, place of birth, residence, language, etc., and doing acts prejudicial to maintenance of harmony	0	0	0	4	0	0	4
181	False statement on oath or affirmation to public servant or person authorized to administer an oath or affirmation	1	0	0	0	0	0	1
294	Obscene acts and songs	0	0	0	0	0	1	1

IPC/Party	IPC Description	ADMK	DMK	DMDK	PMK	BJP	BSP	Total
Total Other Serious crimes		1	0	0	4	0	1	6
Total for major parties		37	1	3	12	2	9	64

**Figure: Serious IPC section break up for candidates of major parties**



**Figure: Comparison total serious crimes vs. total violent crimes (murder, kidnapping etc) - party wise**



## Details for candidates based on pending criminal cases

The table below lists top 20 candidates with serious pending criminal cases. Most of them had pending criminal cases of attempt to murder, kidnapping, dacoity, cheating etc. RAYAR K from Cuddalore had 33 cases pending against him. GURU (A) GURUNATHAN, J had 11 pending against him. Out of these 20 candidates with serious pending criminal cases, only 3 won and rest 17 were rejected by the voters. The detailed list is given below.

S No	Name	Constituency	Party	Age	Serious IPC Counts	Total no of cases	IPC counts related to violent crimes like murder, kidnapping, theft, extortion, dacoity & cheating etc	Won/ Lost
1	THANGA TAMILSELVAN	Theni	ADMK	48	27	7	1 charge related to attempt murder, 25 charges related to cheating and forgery	Lost
2	GURU (A) GURUNATHAN, J	Tiruvannamalai	PMK	48	9	11	1 charge related to attempt murder, 4 charges related to Promoting enmity between different groups	Lost
3	RAYAR K	Cuddalore	IND	50	6	33	2 charges related to Abetment of suicide and 4 charges related to cheating and forgery.	Lost
4	SIVASAMI C	Tiruppur	ADMK	51	5	1	5 charges related to cheating & forgery	Won
5	DHARBAR RAJA	Madurai	BSP	47	4	2	4 charges related to cheating & forgery	Lost
6	YUNIS KHAN. AY	Chennai Central	BSP	34	4	2	2 charges related to Kidnapping and abduction and 2 charges related to cheating.	Lost
7	BALASUBRAMANIAN T	Kanniyakumari	ABHM	42	3	2	2 charges related to attempt murder and 1 charge related to Promoting enmity between different groups on grounds.	Lost
8	MOORTHY A K	Sriperumbudur	PMK	45	3	1	3 charges related to cheating and forgery.	Lost
9	DAISY RANI S	Dindigul	RKSP	46	3	1	3 charge related to cheating and forgery	Lost



S No	Name	Constituency	Party	Age	Serious IPC Counts	Total no of cases	IPC counts related to violent crimes like murder, kidnapping, theft, extortion, dacoity & cheating etc	Won/ Lost
10	SALEEMULLA KHAN S	Ramana-thapuram	MAMAK	37	2	9	1 charge related to extortion and 1 charge related to false evidence.	Lost
11	GURUMURTHY S	Nilgiris	BJP	29	2	3	1 charge related to causing grievous hurt and 1 charge related to causing hurt by dangerous weapons.	Lost
12	THIRUMAAVALAVAN, THOL	Chidambaram	VCK	46	2	2	1 charge related to injuring or defiling place of worship with intent to insult the religion of any class.	Won
13	ANANTHA RAJA.V	Tiruchirappalli	IND	43	2	1	2 charges related to obscene acts and songs	Lost
14	SCHWARTZ DURAI. S	Ramana-thapuram	IND	37	2	2	1 charge related to attempt to murder and 1 charge related to causing hurt by dangerous weapons.	Lost
15	JAHANGEER. M.I	Ramana-thapuram	IND	41	2	2	1 charge related to culpable homicide not amounting to murder.	Lost
16	THANGA PANDIAN R	Nilgiris	IND	38	2	2	1 charge related to attempt to murder and 1 charge related to dacoity with murder.	Lost
17	SANKAR S	Arakkonam	DMDK	40	2	2	1 charge related to theft in dwelling house and 1 charge related to cheating.	Lost
18	VISWANATHAN. E	Chennai Central	MMKA	48	2	1	1 charge related to causing hurt by dangerous weapons and 1 charge related to causing grievous hurt.	Lost
19	MANIAN O.S	Mayiladuthurai	ADMK	53	2	1	1 charge related to attempt to murder.	Won

S No	Name	Constituency	Party	Age	Serious IPC Counts	Total no of cases	IPC counts related to violent crimes like murder, kidnapping, theft, extortion, dacoity & cheating etc	Won/ Lost
20	RAJA KAN-NAPPAN R.S.	Sivaganga	ADMK	60	1	3	1 charge related to cheating	Lost

## Pending criminal cases- analysis for MPs

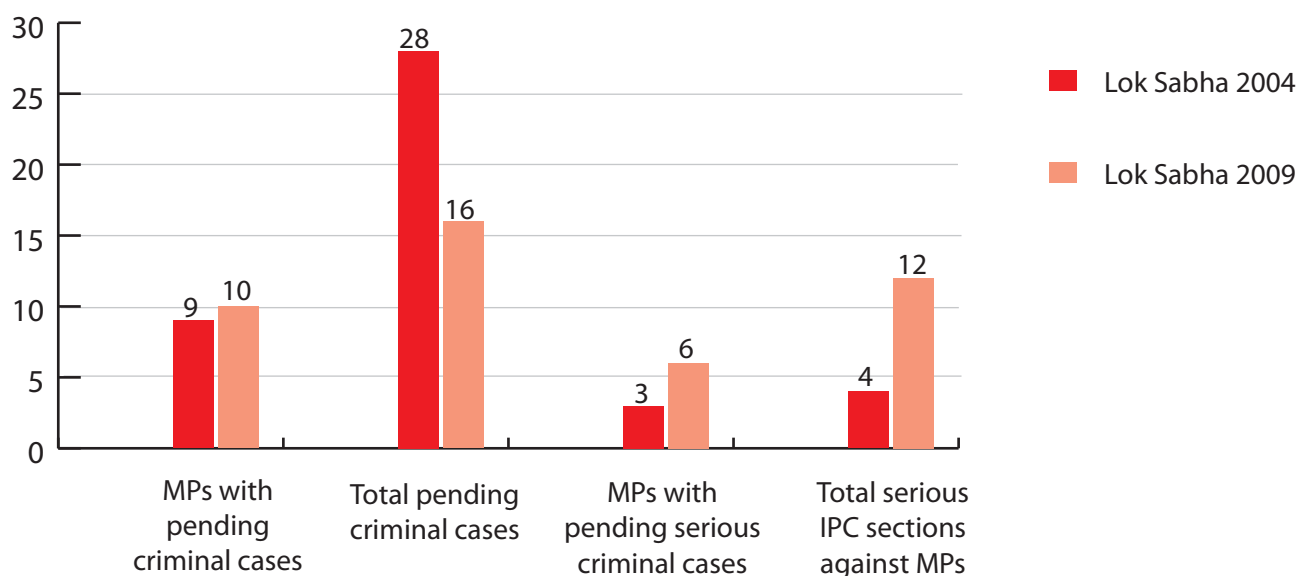
Out of 39 MPs from Tamil Nadu in Lok Sabha 2009, 10 MPs have pending criminal cases against them. Out of these 10 MPs, there are pending serious criminal cases against 6 MPs (15.38%). Contrasting this with 2004 Lok Sabha, only 3 out of 37 MPs (8.10 %) had serious pending criminal cases.

Given below is a comparative analysis for MPs with pending criminal cases elected from Tamil Nadu. The presence of MPs with pending criminal cases from Tamil Nadu in Lok Sabha has increased by 11%. However the number of total pending criminal cases has decreased by almost 43%. This means that there was average of 3.1 cases per tainted MP in Lok Sabha 2009 as compared to 1.60 cases per tainted MP in Lok Sabha 2004.

**Table: Comparison Lok sabha 2004 & Lok Sabha 2009 MPs with pending criminal cases**

	Lok Sabha 2004	Lok Sabha 2009	Increase	% increase
Number of MPs with pending criminal cases	9	10	1	11.11%
Total Pending criminal cases against MPs	28	16	-12	-42.86%
Number of MPs with pending serious criminal cases	3	6	3	100%
Total serious IPC sections against MPs	4	12	8	200%

**Figure: Comparison Lok Sabha 2004 & Lok Sabha 2009- MPs with pending criminal cases**



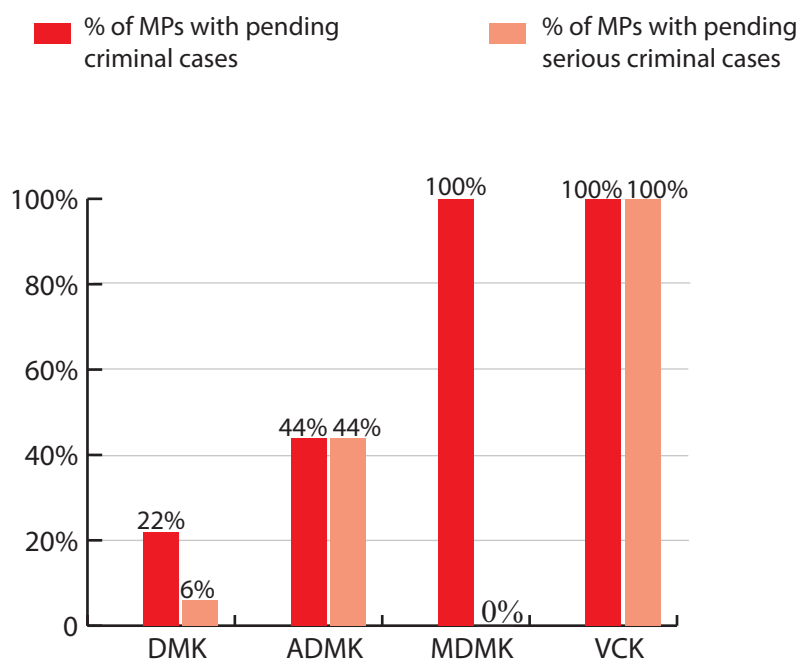
## Party wise break up for MPs with pending criminal cases

Out of total 10 MPs with pending criminal cases 4 are from each party DMK and ADMK and 1 is from each party VCK and MDMK. The comparison between total candidates and MPs is given below.

**Table : MPs with pending criminal cases- party wise**

Party	Total candidates analysed	Total MPs	MPs with pending criminal cases	% of MPs with pending criminal cases	MPs with pending serious criminal cases	% of MPs with pending serious criminal cases
DMK	21	18	4	22%	1	6%
ADMK	21	9	4	44%	4	44%
MDMK	4	1	1	100%	0	0%
VCK	2	1	1	100%	1	100%
			10		6	

**Figure: Percent MPs with pending criminal cases- party wise**



## **Party wise comparison of pending criminal cases on MPs in Lok Sabha 2004 & Lok Sabha 2009**

The party-wise comparison between Lok Sabha 2004 and Lok Sabha 2009 is given below.

**Table: Party wise comparison MPs with pending criminal cases - Lok Sabha 2004 vs Lok Sabha 2009**

<b>Party</b>	<b>Lok Sabha 2004</b>			<b>Lok Sabha 2009</b>		
	<b>Number of MPs</b>	<b>Number of MPs with Pending criminal cases</b>	<b>% of MPs with pending criminal cases</b>	<b>Number of MPs</b>	<b>Number of MPs with Pending criminal cases</b>	<b>% of MPs with pending criminal cases</b>
DMK	14	5	36%	18	4	22%
ADMK	0	0	0%	9	4	44%
MDMK	4	1	25%	1	1	100%
INC	10	3	30%	8	0	0%

## **MPs with serious pending criminal cases**

Given below is a list of MPs (6) from Tamil Nadu who have serious pending criminal cases against them.

<b>S No</b>	<b>Name</b>	<b>Constituency</b>	<b>Party</b>	<b>Age</b>	<b>Seri-ous IPC Counts</b>	<b>Total no of cases</b>	<b>Details of serious IPC counts.</b>
1	SIVASAMI C	Tiruppur	ADMK	51	5	1	5 charges related to cheating and forgery.
2	THIRUMAAVA-LAVAN, THOL	Chidambaram	VCK	46	2	2	1 charge related to assaulting President, Governor, etc., with intent to compel or restrain the exercise of any lawful power and 1 charge related to injuring or defiling place of worship with intent to insult the religion of any class.
3	MANIAN O.S	Mayiladuthurai	ADMK	53	2	1	1 charge related to attempt to murder and 1 charge related to causing hurt by dangerous weapons.
4	SIVAKUMAR @ J.K. RITHEESH. K	Ramana-thapuram	DMK	36	1	2	1 charge related to attempt to murder.
5	SEMMALAI S	Salem	ADMK	63	1	2	1 charge related to attempt to murder.
6	TAMBIDURAI M	Karur	ADMK	62	1	2	1 charges false statement on oath or affirmation to public servant or person authorized to administer an oath or affirmation

# Analysis based on assets

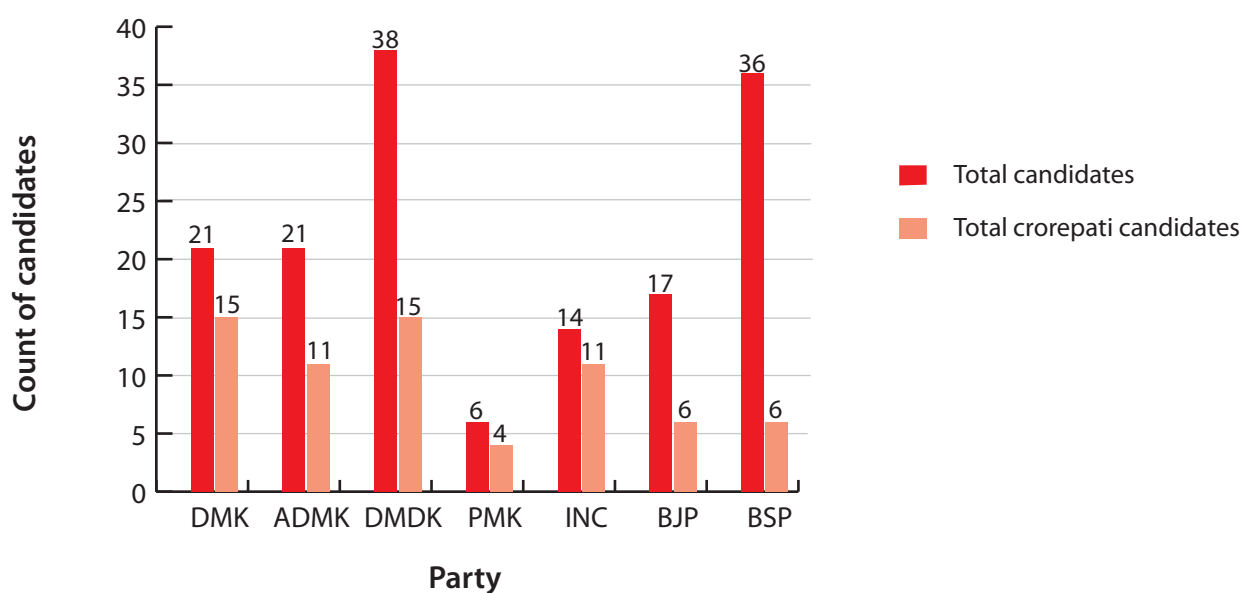
## Analysis based on assets – for candidates

Out of 767 candidates contesting Lok Sabha 2009, 94 were crorepatis. Most of the major parties had more than 50% of the candidates as crorepatis- INC (79%), DMK (71%), PMK (67%) and ADMK (52%).

**Table: Crorepati candidates- party wise break up**

Party	Total Candidates analyzed	Crorepati candidates	Percent
DMK	21	15	71%
ADMK	21	11	52%
DMDK	38	15	39%
PMK	6	4	67%
INC	14	11	79%
BJP	17	6	35%
BSP	36	6	17%
IND	479	12	3%
Other parties	135	14	10 %
Total	767	94	12%

**Figure: Crorepati candidates from major parties**



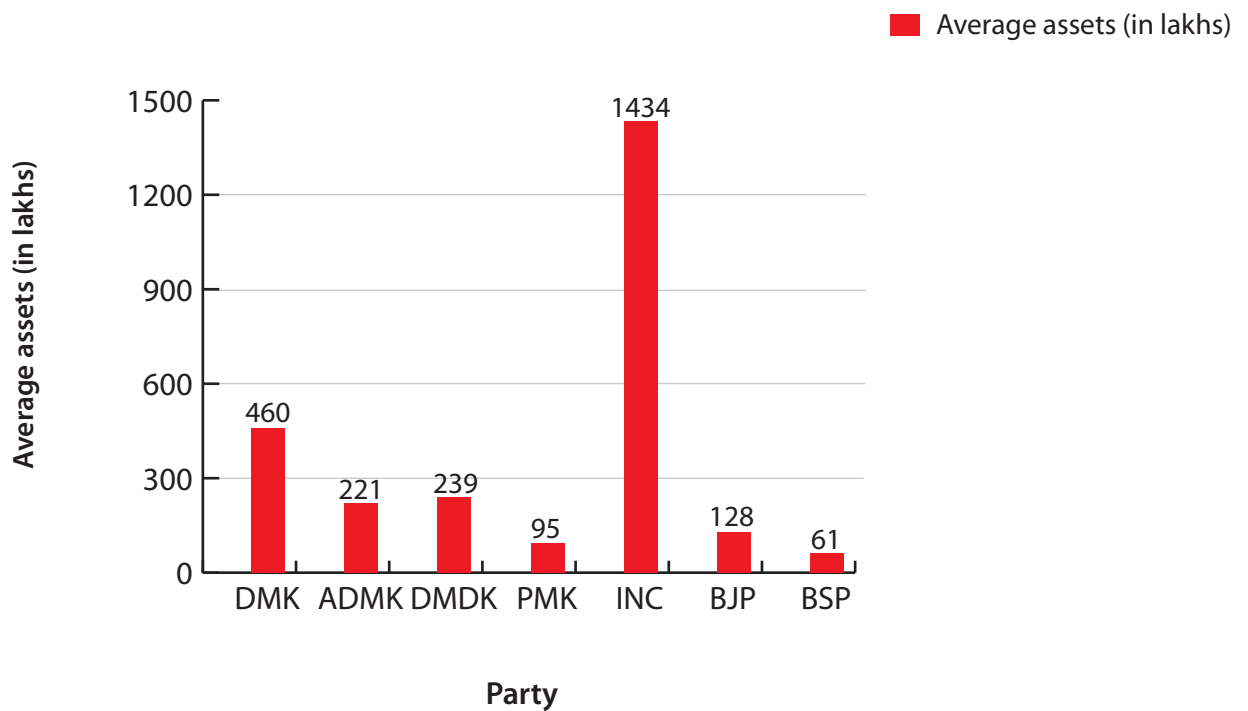
## Average assets for Candidates - Party wise

For candidates of INC and DMK average assets were approx Rs. 14 crores and Rs.4.60 crores respectively. These were more than Rs.2 crores for ADMK and DMDK and approx Rs.1 crores for BJP. Detailed list is given below.

**Table: Average assets for candidates party wise**

Party	Average Assets	Candidate Count
DMK	Rs 4,60,43,767 ~ 4 Cror+	21
ADMK	Rs 2,21,41,356 ~ 2 Cror+	21
DMDK	Rs 2,38,84,816 ~ 2 Cror+	38
PMK	Rs 94,99,113 ~ 94 Lacs+	6
INC	Rs 14,33,72,138 ~ 14 Cror+	14
BJP	Rs 1,28,21,316 ~ 1 Cror+	17
BSP	Rs 60,57,589 ~ 60 Lacs+	36
IND	Rs 17,26,208 ~ 17 Lacs+	479

**Figure: Average assets (in lakhs) for candidates of major parties**





## Top 20 crorepati candidates

Given below is the list of top 20 crorepati candidates who contested Lok Sabha 2009 elections from Tamil Nadu . Out of these 7 won and 13 lost the elections.

S No	Name	Constituency	Party	Movable Assets (Rs)	Immovable Assets (Rs)	Total Assets (Rs)	PAN Given	Won/ Lost
1	MOHANRAJ J	Chennai South	JJ	19,77,17, 16,000	35,35,000	19,77,52, 51,000 1977 Cror+	Y	Lost
2	MOHANRAJ J	Tiruchirappalli	INC	73,30,259	57,89,06,000	58,62,36,259 58 Cror+	Y	Lost
3	SARUBALA R. THON-DAIMAN	Coimbatore	INC	47,96,83,327	9,39,74,220	57,36,57,547 57 Cror+	Y	Lost
4	PRABHU. R	Pollachi	KNMK	35,70,07,302	13,11,09,746	48,81,17,048 48 Cror+	Y	Lost
5	MUTHUVEL-RAJ P	Dindigul	DMDK	23,14,01,200	8,47,77,000	31,61,78,200 31 Cror+	N	Lost
6	CHIDAMBA-RAM P	Sivaganga	INC	14,36,85,677	13,02,22,865	27,39,08,542 27 Cror+	Y	Won
7	AARON RASHID.J.M	Theni	INC	10,74,74,573	14,15,00,000	24,89,74,573 24 Cror+	Y	Won
8	ALAGIRI M.K	Madurai	DMK	10,51,06,895	8,88,72,000	19,39,78,895 19 Cror+	Y	Won
9	RAYAR K	Cuddalore	IND	35,500	16,22,00,000	16,22,35,500 16 Cror+	Y	Lost
10	VIJAYA RA-JENDHART	Kallakurichi	IND	87,82,904	13,42,93,733	14,30,76,637 14 Cror+	Y	Lost
11	NAPO LEON.D.	Perambalur	DMK	1,30,31,550	11,75,51,433	13,05,82,983 13 Cror+	N	Won
12	PANDIARA-JAN K	Virudhunagar	DMDK	11,48,43,445	1,09,31,000	12,57,74,445 12 Cror+	Y	Lost
13	SIVAKUMAR @ J.K. RITH-EESH. K	Ramana-thapuram	DMK	3,25,61,278	9,02,59,375	12,28,20,653 12 Cror+	Y	Won
14	ISAAC JEBA KUMAR	Arakkonam	AIJMK	6,35,000	10,91,90,000	10,98,25,000 10 Cror+	Y	Lost
15	THANGKA-BALU K V	Salem	INC	8,04,52,290	2,82,63,524	10,87,15,814 10 Cror+	Y	Lost
16	ANNAMALAI K	Tirunelveli	ADMK	1,01,35,000	9,34,00,400	10,35,35,400 10 Cror+	Y	Lost
17	DEVARAS-AN. R	Namakkal	KNMK	4,85,23,941	5,06,00,000	9,91,23,941 9 Cror+	Y	Lost
18	TAMBIDU-RAI. M	Karur	ADMK	4,51,40,517	4,86,09,710	9,37,50,227 9 Cror+	N	Won
19	NATARAJAN. R	Karur	KNMK	3,56,66,000	5,61,50,000	9,18,16,000 9 Cror+	Y	Lost
20	JEYADURAI S R	Thoothukudi	DMK	1,00,26,313	7,75,00,000	8,75,26,313 8 Cror+	Y	Won

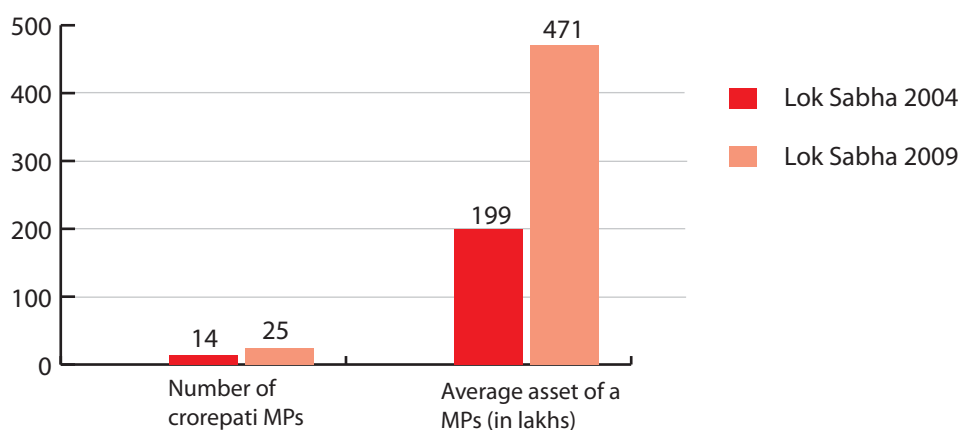
## Analysis based on assets- for MPs

Out of 39 MPs in Lok Sabha 2009, 25 MPs are crorepatis as compared to 14 crorepati MPs from Lok Sabha 2004 i.e. an increase of 79%. The average asset of a MP in 2004 Lok Sabha was Rs 1.99 cr which rose to Rs 4.71 cr in 2009. Between 2004 & 2009 there has been an average asset increase of 137% for MPs.

**Table: Comparison Lok Sabha 2004 and 2009 based on assets**

	In Lok Sabha 2004	In Lok Sabha 2009	Increase	% Increase
Number of crorepatis MPs	14	25	11	79%
Average Asset of a MP (Rs in lakhs)	199.24	471.22	271.98	137%

**Figure: Comparison Lok Sabha 2004 and Lok Sabha 2009 based on assets**



## **Chances of winning based on assets**

As can be seen from the table, the higher the assets the more are the chances of winning of a candidate. 35% of the candidates who declared assets more than Rs.5 crore won elections. On the other hand less than 1% of candidates with assets less than Rs.10 lakh won. The election results seemed to be highly influenced by the money power of the candidates.

**Table: Chances of winning based on assets**

Value of assets	No of candidates	No of MPs	% of MPs
Very high (5 cr and above)	31	11	35.48%
High (50 lakhs to 5 cr)	105	22	20.95%
Medium (50 lakhs to 10 lakhs)	121	5	4.13%
Low (less than 10 lakhs)	511	1	0.20%

## **Crorepati MPs- Party wise break up**

More than 70% MPs of DMK and INC are crorepati where as for ADMK the corresponding figure is 56%. 64% of the MPs from Tamil Nadu are crorepatis

**Table: Crorepati MP- party wise break up**

Party	Total Candidates analysed	Total crorepati candidates	Total MPs	Total crorepati MPs	% of crorepati MPs
DMK	21	15	18	13	72%
ADMK	21	11	9	5	56%
DMDK	38	15	0	0	00%
PMK	6	4	0	0	00%
INC	14	11	8	6	75%
BJP	17	6	0	0	00%
BSP	36	6	0	0	00%
Other Parties	135	14	4	1	25%
IND	479	12	0	0	00%
Grand Total	767	94	39	25	64%

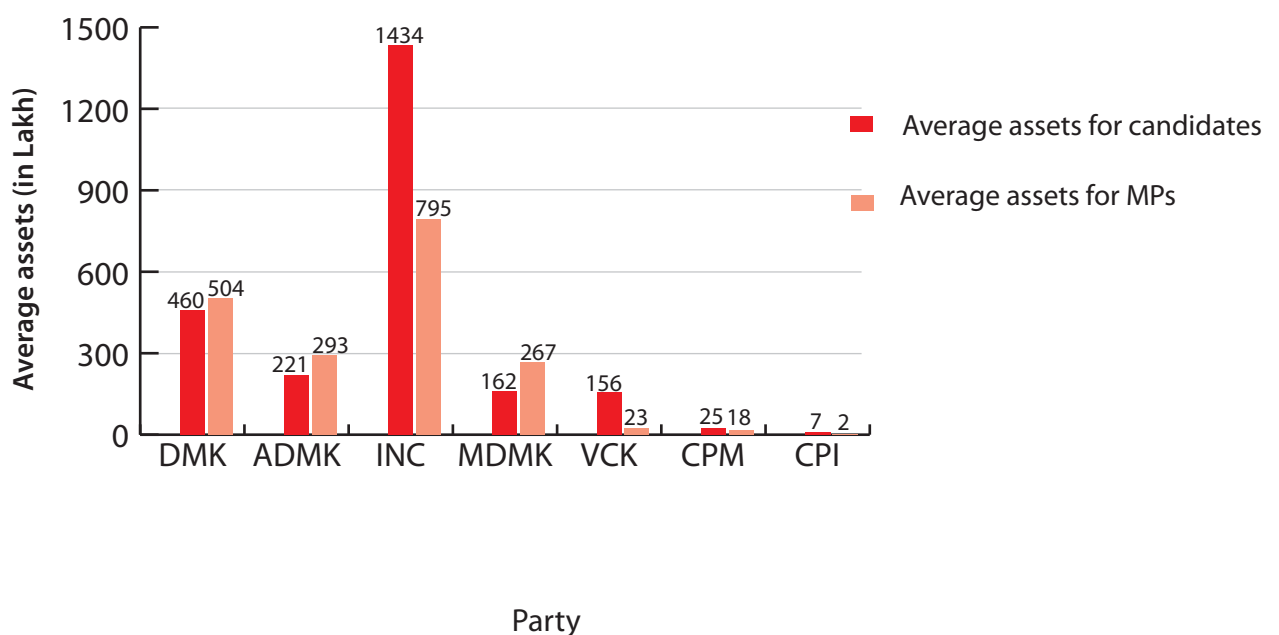
## Average assets per MP for major parties

Average asset for a MP from INC is Rs 8 crores, for DMK is Rs 5 crores followed by 3 crores for ADMK.

**Table: Average assets for MPs**

Party	No of candidates	Average assets for candidates	No of MPs	Average assets for MPs
DMK	21	Rs 4,60,43,767 ~ 4 Cror+	18	Rs 5,03,87,301 ~ 5 Cror+
ADMK	21	Rs 2,21,41,356 ~ 2 Cror+	9	Rs 2,92,98,133 ~ 2 Cror+
INC	14	Rs 14,33,72,138 ~ 14 Cror+	8	Rs 7,95,12,918 ~ 7 Cror+
MDMK	4	Rs 1,61,80,105 ~ 1 Cror+	1	Rs 2,67,29,518 ~ 2 Cror+
VCK	2	Rs 1,55,97,617 ~ 1 Cror+	1	Rs 23,47,700 ~ 23 Lacs+
CPM	3	Rs 24,84,386 ~ 24 Lacs+	1	Rs 17,67,722 ~ 17 Lacs+
CPI	3	Rs 7,05,363 ~ 7 Lacs+	1	Rs 1,59,365 ~ 1 Lacs+

**Figure: Comparison average assets for candidates & MPs in Lok Sabha 2009**



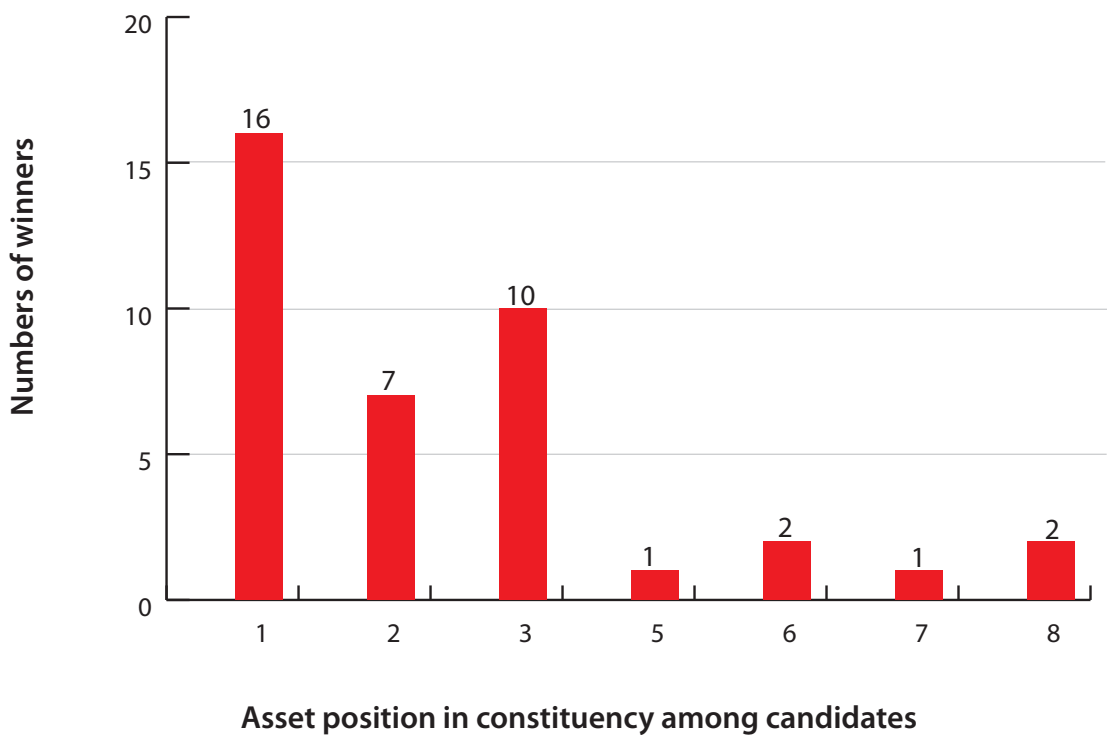
Asset position in constituency among candidates and chances of winning

The following table gives an analysis of asset position in constituency among candidates (highest asset to lowest asset) and their chances of winning. From 16 constituencies i.e. 41% constituencies, candidates with highest declared assets according to their own self sworn affidavits emerged as MPs. From 18% constituencies candidates with second highest declared assets won. It means from 59% constituencies candidates with either first or second highest declared assets won.

Table: Position in constituency based on assets and MPs

Position in constituency based on assets	Total MPs	% of MPs
1	16	41%
2	7	18%
3	10	25%
5	1	3%
6	2	5%
7	1	3%
8	2	5%
Grand Total	39	100%

Figure: Asset position in constituency among candidates and MPs



## Crorepati MPs – PAN not given

3 crorepati MPs from Tamil Nadu have not declared their PAN details even though there declarations are part of the affidavit. The names of these MPs are given below-

**Table: Crorepati MPs- PAN not given**

Name	Constituency	Party	Movable Assets (Rs)	Immovable Assets (Rs)	Total Assets (Rs)	PAN Given
NAPOLEON D.	Perambalur	DMK	1,30,31,550	11,75,51,433	13,05,82,983 13 Cror+	N
TAMBIDURAI M	Karur	ADMK	4,51,40,517	4,86,09,710	9,37,50,227 9 Cror+	N
VENUGOPAL D	Tiruvannamalai	DMK	20,10,000	5,50,00,000	5,70,10,000 5 Cror+	N

## Details of top 20 MPs based on maximum assets

The table given below is a list of top 20 MPs with highest assets.

S No	Name	Constituency	Party	Movable Assets (Rs)	Immovable Assets (Rs)	Total Assets (Rs)	PAN Given
1	CHIDAMBARAM P	Sivaganga	INC	14,36,85,677	13,02,22,865	27,39,08,542 27 Cror+	Y
2	AARON RASHID.J.M	Theni	INC	10,74,74,573	14,15,00,000	24,89,74,573 24 Cror+	Y
3	ALAGIRI M.K	Madurai	DMK	10,51,06,895	8,88,72,000	19,39,78,895 19 Cror+	Y
4	NAPOLEON,D.	Perambalur	DMK	1,30,31,550	11,75,51,433	13,05,82,983 13 Cror+	N
5	SIVAKUMAR @ J.K. RITHEESH. K	Ramana-thapuram	DMK	3,25,61,278	9,02,59,375	12,28,20,653 12 Cror+	Y
6	TAMBIDURAI.M	Karur	ADMK	4,51,40,517	4,86,09,710	9,37,50,227 9 Cror+	N
7	JEYADURAI S R	Thoothukkudi	DMK	1,00,26,313	7,75,00,000	8,75,26,313 8 Cror+	Y
8	BAALU T R	Sriperumbudur	DMK	1,50,00,478	6,19,71,000	7,69,71,478 7 Cror+	Y
9	JAGATHRAKSHAKAN	Arakkonam	DMK	60,79,699	5,30,26,700	5,91,06,399 5 Cror+	Y
10	VENUGOPAL.D	Tiruvannamalai	DMK	20,10,000	5,50,00,000	5,70,10,000 5 Cror+	N
11	SIVASAMI C	Tiruppur	ADMK	1,60,52,954	3,58,40,000	5,18,92,95 45 Cror+	Y
12	HELEN DAVIDSON J	Kanniyakumari	DMK	88,85,728	3,95,70,000	4,84,55,728 4 Cror+	Y
13	SEMMALAI S	Salem	ADMK	76,16,064	3,86,04,275	4,62,20,339 4 Cror+	Y
14	KRISHNASAMY M	Arani	INC	12,28,765	3,93,83,000	4,06,11,765 4 Cror+	Y
15	DAYANIDHI MARAN	Chennai Central	DMK	3,66,69,231	0	3,66,69,231 3 Cror+	Y
16	RAMASUBBU S	Tirunelveli	INC	1,64,62,367	1,82,44,080	3,47,06,447 3 Cror+	Y
17	RAJENDRAN C	Chennai South	ADMK	34,90,474	2,48,26,204	2,83,16,678 2 Cror+	Y
18	GANESHA MURTHI. A.	Erode	MDMK	68,28,518	1,99,01,000	2,67,29,518 2 Cror+	Y
19	SUGUMAR.K	Pollachi	ADMK	33,20,000	1,52,00,000	1,85,20,000 1 Cror+	Y
20	SANKAR ADHI	Kallakurichi	DMK	43,78,260	1,34,59,006	1,78,37,266 1 Cror+	Y

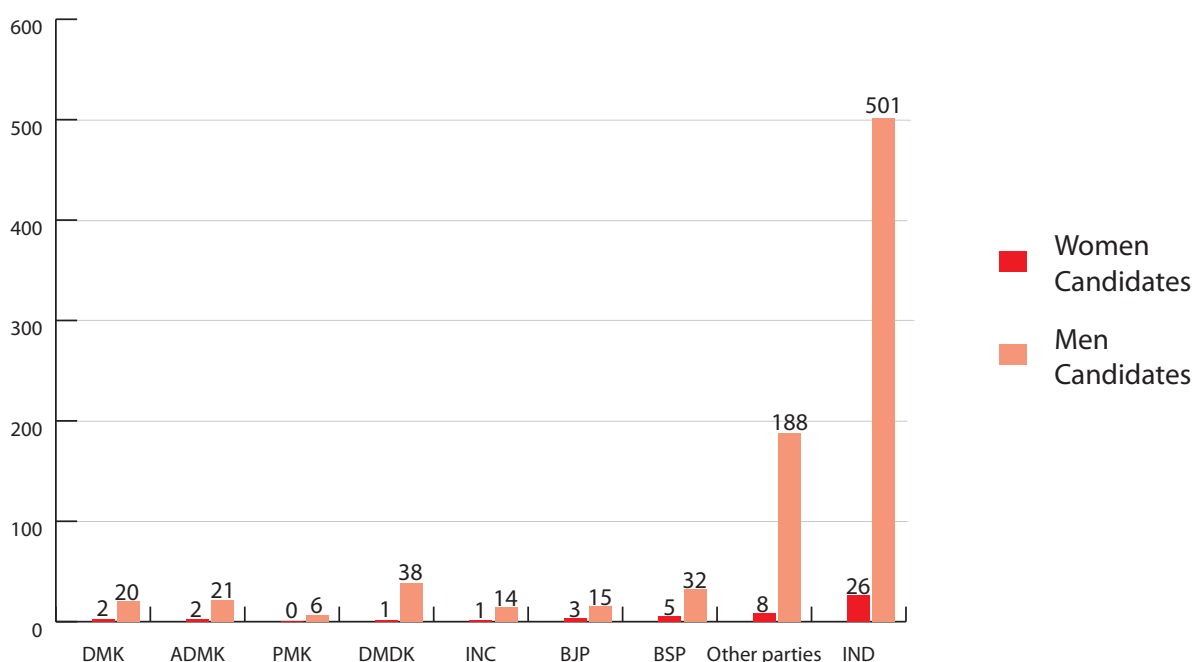
# Female representation in Lok Sabha 2009 elections

Only 48 Out of 823 candidates or 6% women contested Lok Sabha elections from Tamil Nadu. Out of these 48 only 2 or 4% emerged as MPs. The party wise break up for female candidates and MPs vis a vis male candidates and MPs is as below-

**Table: Party wise female representation analysis**

	DMK	ADMK	PMK	DMDK	INC	BJP	BSP	Other parties	IND	Total
<b>Women</b>										
Candidates	2	2	0	1	1	3	5	8	26	48
MPs	1	0	0	0	1	0	0	0	0	2
% Women candidates	9%	9%	0%	3%	7%	17%	14%	6%	5%	6%
% Women MPs	6%	0%	0%	0%	13%	0%	0%	0%	0%	5%
<b>Men</b>										
Candidates	20	21	6	38	14	15	32	128	501	775
MPs	17	9	0	0	7	0	0	4	0	37
% Men candidates	91%	91%	100%	97%	93%	83%	86%	94%	95%	94%
% Men MPs	94%	100%	0%	0%	87%	0%	0%	100%	0%	95%
<b>Total</b>										
Candidates	22	23	6	39	15	18	37	136	527	823
MPs	18	9	0	0	8	0	0	4	0	39

**Figure: Candidate distribution based on gender**





# Full asset details for MPs Lok Sabha 2009

## Assets for all MPs from Tamil Nadu in Lok Sabha 2009

S. No.	Name	Constituency	Party	Total Assets (Rs)	Movable Assets (Rs)	Immovable Assets (Rs)	Liabilities (Rs.)	PAN Given
1	CHIDAMBARAM P	Sivaganga	INC	27,39,08,542 27 Cror+	14,36,85,677 14 Cror+	13,02,22,865 13 Cror+	0	Y
2	AARON RASHID.J.M	Theni	INC	24,89,74,573 24 Cror+	10,74,74,573 10 Cror+	14,15,00,000 14 Cror+	6,49,598 6 Lacs+	Y
3	ALAGIRI M.K	Madurai	DMK	19,39,78,895 19 Cror+	10,51,06,895 10 Cror+	8,88,72,000 8 Cror+	0	Y
4	NAPOLEON, D.	Perambalur	DMK	13,05,82,983 13 Cror+	1,30,31,550 1 Cror+	11,75,51,433 11 Cror+	1,10,49,256 1 Cror+	N
5	SIVAKUMAR @ J.K. RITHEESH. K	Ramanathapuram	DMK	12,28,20,653 12 Cror+	3,25,61,278 3 Cror+	9,02,59,375 9 Cror+	40,00,000 40 Lacs+	Y
6	TAMBIDURAI.M	Karur	ADMK	9,37,50,227 9 Cror+	4,51,40,517 4 Cror+	4,86,09,71 4 Cror+	0	N
7	JEYADURAI S R	Thoothukkudi	DMK	8,75,26,313 8 Cror+	1,00,26,313 1 Cror+	7,75,00,000 7 Cror+	10,90,000 10 Lacs+	Y
8	BAALU T R	Sriperumbudur	DMK	7,69,71,478 7 Cror+	1,50,00,478 1 Cror+	6,19,71,000 6 Cror+	0	Y
9	JAGATHRAKSHA-KAN	Arakonam	DMK	5,91,06,399 5 Cror+	60,79,699 60 Lacs+	5,30,26,700 5 Cror+	0	Y
10	VENUGOPAL.D	Tiruvannamalai	DMK	5,70,10,000 5 Cror+	20,10,000 20 Lacs+	5,50,00,000 5 Cror+	15,38,546 15 Lacs+	N
11	SIVASAMI C	Tiruppur	ADMK	5,18,92,954 5 Cror+	1,60,52,954 1 Cror+	3,58,40,000 3 Cror+	0	Y
12	HELEN DAVIDSON J	Kanniyakumari	DMK	4,84,55,728 4 Cror+	88,85,728 88 Lacs+	3,95,70,000 3 Cror+	21,23,538 21 Lacs+	Y

S. No.	Name	Constituency	Party	Total Assets (Rs)	Movable Assets (Rs)	Immovable Assets (Rs)	Liabilities (Rs.)	PAN Given
13	SEMMALAI S	Salem	ADMK	4,62,20,339 4 Cror+	76,16,064 76 Lacs+	3,86,04,275 3 Cror+	59,000 59 Thou+	Y
14	KRISHNASAMY M	Arani	INC	4,06,11,765 4 Cror+	12,28,765 12 Lacs+	3,93,83,000 3 Cror+	1,67,92,067 1 Cror+	Y
15	DAYANIDHI MARAN	Chennai Central	DMK	3,66,69,231 3 Cror+	3,66,69,231 3 Cror+	0	0	Y
16	RAMASUBBU S	Tirunelveli	INC	3,47,06,447 3 Cror+	1,64,62,367 1 Cror+	1,82,44,080 1 Cror+	18,07,386 18 Lacs+	Y
17	RAJENDRAN C	Chennai South	ADMK	2,83,16,678 2 Cror+	34,90,474 34 Lacs+	2,48,26,204 2 Cror+	0	Y
18	GANESHAMURTHI A.	Erode	MDMK	2,67,29,518 2 Cror+	68,28,518 68 Lacs+	1,99,01,000 1 Cror+	10,85,323 10 Lacs+	Y
19	SUGUMAR.K	Pollachi	ADMK	1,85,20,000 1 Cror+	33,20,000 33 Lacs+	1,52,00,000 1 Cror+	1,91,027 1 Lacs+	Y
20	SANKAR ADHI	Kallakurichi	DMK	1,78,37,266 1 Cror+	43,78,260 43 Lacs+	1,34,59,006 1 Cror+	9,86,068 9 Lacs+	Y
21	CHITTHAN N S V	Dindigul	INC	1,70,35,764 1 Cror+	55,79,764 55 Lacs+	1,14,56,000 1 Cror+	0	Y
22	SUGAVANAM. E.G.	Krishnagiri	DMK	1,69,74,157 1 Cror+	46,11,444 46 Lacs+	1,23,62,713 1 Cror+	5,00,000 5 Lacs+	Y
23	RAJA A	Nilgiris	DMK	1,29,91,669 1 Cror+	83,93,669 83 Lacs+	45,98,000 45 Lacs+	1,66,862 1 Lacs+	Y
24	ABDULRAHMAN	Vellore	DMK	1,25,47,128 1 Cror+	29,98,096 29 Lacs+	95,49,032 95 Lacs+	32,97,328 32 Lacs+	Y
25	ALAGIRI S	Cuddalore	INC	1,18,66,846 1 Cror+	5,76,846 5 Lacs+	1,12,90,000 1 Cror+	7,81,36,525 7 Cror+	Y
26	ANANDAN M	Viluppuram	ADMK	89,28,674 89 Lacs+	10,23,674 10 Lacs+	79,05,000 79 Lacs+	0	Y
27	MANIAN O.S	Mayiladuthurai	ADMK	86,35,089 86 Lacs+	27,80,089 27 Lacs+	58,55,000 58 Lacs+	20,00,000 20 Lacs+	N

S. No.	Name	Constituency	Party	Total Assets (Rs)	Movable Assets (Rs)	Immovable Assets (Rs)	Liabilities (Rs.)	PAN Given
28	ELANGO VAN T.K.S	Chennai North	DMK	76,68,627 76 Lacs+	26,68,627 26 Lacs+	50,00,000 50 Lacs+	35,000 35 Thou+	Y
29	PALANIMANICKAM .S.S	Thanjavur	DMK	75,23,592 75 Lacs+	47,78,592 47 Lacs+	27,45,000 27 Lacs+	28,41,136 28 Lacs+	Y
30	VIJAYAN A K S	Nagapattinam	DMK	72,05,000 72 Lacs+	37,85,000 37 Lacs+	34,20,000 34 Lacs+	11 27,000 11 Lacs+	Y
31	THAMARAISELVAN. R	Dharmapuri	DMK	70,31,808 70 Lacs+	0	70,31,808 70 Lacs+	4,60,146 4 Lacs+	Y
32	VISWANATHAN.P	Kancheepuram	INC	56,85,495 56 Lacs+	16,69,695 16 Lacs+	40,15,800 40 Lacs+	22,46,494 22 Lacs+	Y
33	KUMAR.P	Tiruchirappalli	ADMK	53,45,000 53 Lacs+	5,45,000 5 Lacs+	48,00,000 48 Lacs+	8,06,395 8 Lacs+	Y
34	GANDHISELVAN.S	Namakkal	DMK	40,70,482 40 Lacs+	18,47,082 18 Lacs+	22,23,400 22 Lacs+	0	Y
35	MANICKA TAGORE	Virudhunagar	INC	33,13,910 33 Lacs+	13,62,210 13 Lacs+	19,51,700 19 Lacs+	4,387 4 Thou+	Y
36	THIRUMAAVALA-VAN, THOL	Chidambaram	VCK	23,47,700 23 Lacs+	9,60,400 9 Lacs+	13,87,300 13 Lacs+	8,81,000 8 Lacs+	N
37	VENUGOPAL.P	Tiruvallur	ADMK	20,74,236 20 Lacs+	6,99,236 6 Lacs+	13,75,000 13 Lacs+	3,50,000 3 Lacs+	Y
38	NATARAJAN.P.R.	Coimbatore	CPM	17,67,722 17 Lacs+	8,67,722 8 Lacs+	9,00,000 9 Lacs+	0	N
39	LINGAM P	Tenkasi	CPI	1,59,365 1 Lacs+	69,365 69 Thou+	90,000 90 Thou+	23,014 23 Thou+	N

# Full details of pending criminal cases on MPs from Tamil Nadu

S. No.	Name	State/ Dist	Constituency	Party	Age	Serious IPC Counts	No of Cases in which Ac-cused	No. of Cases in which Con-victed	Total
1	SIVASAMI C	TAMIL NADU	Tiruppur	ADMK	51	5	1	0	1
Cases (Accused)			Serious IPC Frequency Table						
			Serious IPC Sections		Number of Times they appear for this candidate				
			416		1				
			419		1				
			463		1				
			465		1				
			471		1				
			Total		5				
			IPC Section		Description				
			31		A will				
			416		Cheating by personation				
			419		cheating by personation				
			463		Forgery				
			464		Making a false document				
			465		forgery				
Cases (Convicted) -----No Cases-----			471		Using as genuine a forged document or electronic record				
			474		Having possession of document described in Section 466 or 467, knowing it to be forged and intending to use it as genuine				

S. No.	Name	State/ Dist	Constituency	Party	Age	Serious IPC Counts	No of Cases in which Ac-cused	No. of Cases in which Con-victed	Total
2	THIRUMAAVALAVAN, THOL	TAMIL NADU	Chidambaram	VCK	46	2	2	0	2
Cases (Accused)			Serious IPC Frequency Table						
1. IPC Sections - 153,153 B , Other Details - 2. IPC Sections - 124, 153, 153 A, 153 B, 295 A, 505 , Other Details -			Serious IPC Sections		Number of Times they appear for this candidate				
			124		1				
Cases (Convicted) -----No Cases-----			295		1				
			Total		2				
			IPC Section		Description				
			124		Assaulting President, Governor, etc., with intent to compel or restrain the exercise of any lawful power				
			153		Wantonly giving provocation with intent to cause riot-if rioting be committed-if not committed				
			295		Injuring or defiling place of worship with intent to insult the religion of any class				
			505		Statements conducing to public mischief				
S. No.	Name	State/ Dist	Constituency	Party	Age	Serious IPC Counts	No of Cases in which Ac-cused	No. of Cases in which Con-victed	Total
3	MANIAN O.S	TAMIL NADU	Mayiladuthurai	AD MK	53	2	1	0	1
Cases (Accused)			Serious IPC Frequency Table						
1. IPC Sections - 147,148,149,447,151,152,153, 332, 333, 353, 325,326,307,436, 302 , Other Details - 3/4 PDPP Act, 9/10 NPO Act			Serious IPC Sections		Number of Times they appear for this candidate				
			324		1				
			307		1				
			Total		2				
			IPC Section		Description				

Cases (Convicted) -----No Cases----			147		rioting							
			148		Rioting, armed with deadly weapon							
			307		Attempt to murder							
			323		voluntarily causing hurt							
			324		Voluntarily causing hurt by dangerous weapons or means							
			342		wrongful Confinement							
S. No.	Name	State/ Dist	Constituency	Party	Age	Serious IPC Counts	No of Cases in which Accused	No. of Cases in which Convicted	Total			
4	SIVAKUMAR @ J.K. RITHEESH. K	TAMIL NADU	Ramanathapuram	DMK	36	1	2	0	2			
Cases (Accused)  1. IPC Sections - 147, 148, 307 , Other Details - 3 TNPPDL ACT 2. IPC Sections - 188, 143, 506, 1 , Other Details -			Serious IPC Frequency Table									
			Serious IPC Sections			Number of Times they appear for this candidate						
			307			1						
			Total			1						
			IPC Section			Description						
			1			Title and extent of operation of the Code						
			143			Being member of an unlawful assembly						
			147			rioting						
			148			Rioting, armed with deadly weapon						
			188			Disobedience to order duly promulgated by public servant						
			307			Attempt to murder						
			Cases (Convicted) -----No Cases----			506		criminal intimidation				

S. No.	Name	State/ Dist	Constituency	Party	Age	Serious IPC Counts	No of Cases in which Ac-cused	No. of Cases in which Con- victed	Total
5	SEMMALAI S	TAMIL NADU	Salem	AD MK	63	1	2	0	2
Cases (Accused)  1. IPC Sections - 147,148,149,332,353,323,427,337,364,307,506 , Other Details -			Serious IPC Frequency Table						
			Serious IPC Sections		Number of Times they appear for this candidate				
			307		1				
			Total		1				
Cases (Convicted) -----No Cases-----			IPC Section		Description				
			143		Being member of an unlawful assembly				
			188		Disobedience to order duly promulgated by public servant				
			307		Attempt to murder				
			341		wrongful restraint				
			406		criminal breach of trust				
			498A		Husband or relative of husband of a woman subjecting her to cruelty				
S. No.	Name	State/ Dist	Constituency	Party	Age	Serious IPC Counts	No of Cases in which Ac-cused	No. of Cases in which Con- victed	Total
6	TAMBIDURAI. M	TAMIL NADU	Karur	ADMK	62	1	2	0	2
Cases (Accused)  1. IPC Sections - 143,341,181 , Other Details - 7(1)(A) CLA ACT 2. IPC Sections - 147,188 , Other Details - 7(1)(A) CLA ACT			Serious IPC Frequency Table						
			Serious IPC Sections		Number of Times they appear for this candidate				
			181		1				
			Total		1				
			IPC Section		Description				
			143		Being member of an unlawful assembly				
			147		rioting				
			181		False statement on oath or affirmation to public servant or person authorized to administer an oath or affirmation				
Cases (Convicted) -----No Cases-----			188		Disobedience to order duly promulgated by public servant				
			341		wrongful restraint				

S. No.	Name	State/ Dist	Constituency	Party	Age	Serious IPC Counts	No of Cases in which Accused	No. of Cases in which Convicted	Total
7	SUGAVANAM. E.G.	TAMIL NADU	Krishnagiri	DMK	51	0	3	0	3
Cases (Accused)			IPC Section		Description				
1. IPC Sections - 148 188 294(b) 285 , Other Details - CASE NO. CC554/2003, KRISHNAGIRI POLICE STATION, CRIME NO.400/2003, IPC 285 AND SEC 74 OF TAMILNADU CITY POLICE ACT, DATE OF FILING 28.11.2003			148		Rioting, armed with deadly weapon				
2. IPC Sections - 294(b) , Other Details - CASE NO. STC 753/2003, MATHUR POLICE STATION, CRIME NO. 442/2003.			188		Disobedience to order duly promulgated by public servant				
3. IPC Sections - , Other Details - ORIGINAL CASE NO. 36/2004, APPEAL - IA30/2008 APPEAL NO. /2009			285		Negligent conduct with respect to fire or combustible matter				
Cases (Convicted) -----No Cases-----									
S. No.	Name	State/ Dist	Constituency	Party	Age	Serious IPC Counts	No of Cases in which Accused	No. of Cases in which Convicted	Total
8	SANKAR ADHI	TAMIL NADU	Kallakurichi	DMK	52	0	1	0	1
Cases (Accused)									
1. IPC Sections - , Other Details - SEC. 3(1) (5)TN PUBLIC PROPERTY (PREVENTION OF DESTRUCTION) ACT 1992,									
Cases (Convicted) -----No Cases-----									



S. No.	Name	State/ Dist	Constituency	Party	Age	Serious IPC Counts	No of Cases in which Accused	No. of Cases in which Convicted	Total
9	GANDHISELVAN.S	TAMIL NADU	Namak-kal	DMK	46	0	1	0	1

Cases (Accused)  1. IPC Sections - 279,337,338 , Other Details -			IPC Section		Description				
			279		Rash driving or riding on a public way				
			337		Causing hurt by act endangering life or personal safety of others				
Cases (Convicted) -----No Cases-----			338		Causing grievous hurt by act endangering life or personal safety of others				

S. No.	Name	State/ Dist	Constituency	Party	Age	Serious IPC Counts	No of Cases in which Accused	No. of Cases in which Convicted	Total
10	GANESHAMURTHI. A.	TAMIL NADU	Erode	MDMK	61	0	1	0	1

Cases (Accused)  1. IPC Sections - , Other Details - 21 PREVENTION OF TERRORIST ACT									
Cases (Convicted) -----No Cases-----									

# Tripura

## Lok Sabha 2009 Elections

# CONTENTS

Executive Summary.....	849
Voting and winning trend.....	850
Comparison of Candidates .....	851
Tripura East constituency .....	851
Tripura West constituency .....	852

# **Tripura Election Watch\***

## **Lok Sabha elections 2009**

Lok Sabha 2009 elections in Tripura were held on April 23rd 2009 for two constituencies, Tripura East and Tripura West. This chapter includes analysis of voting trend, criminalization and money power in these elections.

### **Political Parties and Candidates**

In Lok Sabha 2004, 6 parties contested. This went up to 8 parties in the Lok Sabha 2009 elections. In Lok Sabha 2004 elections 12 candidates contested. This went up to 19 candidates in Lok Sabha 2009 elections.

## **Executive summary**

- Affidavits of all 19 candidates contesting the Lok Sabha 2009 elections were analyzed by the Tripura Election Watch.
- 2 of these 19 candidates had pending criminal cases.
- Average asset for a candidate from Tripura was Rs. 15 lacs.
- Both constituencies were won by CPM.
- None of the MPs had pending criminal cases.
- Average asset for an MP from Tripura was Rs. 36 lacs. .
- Both MPs declared PAN details.
- There was only 1 female candidate from Tripura. This candidate was unable to win.

\*This chapter would not have been possible without the efforts of several volunteers, groups and organizations from the state. ADR and NEW especially acknowledge with gratitude the efforts of Mr. Biswendu Bhattacharjee (Coordinator, Tripura Election Watch and Secretary, ARPAN & Environment Journalist), Mr. B B Senapati (Former Law Secretary, Govt of Tripura), Mr. Pradip Barman (Nutanpalli), Dr A K Nath (Retd. Health Superintendent), Mr. D Das Choudhury, Mr. Swapan Chakraborty, Mr. Mridul Das (Retd IAS), Dr S S Das (Retd IFS), Mr. Satyadeo Podder (Tripura University), ARPAN Society, Uttalon (Kunjaban, Agartala, West Tripura), Sandipan (Kailashahar, North Tripura), Hitaishi (Khowai, West Tripura), Tripura Working Journalist Association (Agartala), Dainik Sambad, Daily Deshar Katha, Syandan, Patrika, Aaj Kal (Tripura), Aajker Fariad, Dainik Arohan, Tripura Times, Tripura Observer, UNI, IANS, The Telegraph, The Times of India, Aakash Tripura, Tripura Pratidin, BSNL (Tripura SSA), Election Deptt, Govt of Tripura .

This volume is dedicated to all who were part of the Election Watch.

# Voting and winning trend

## The % of votes polled by major parties

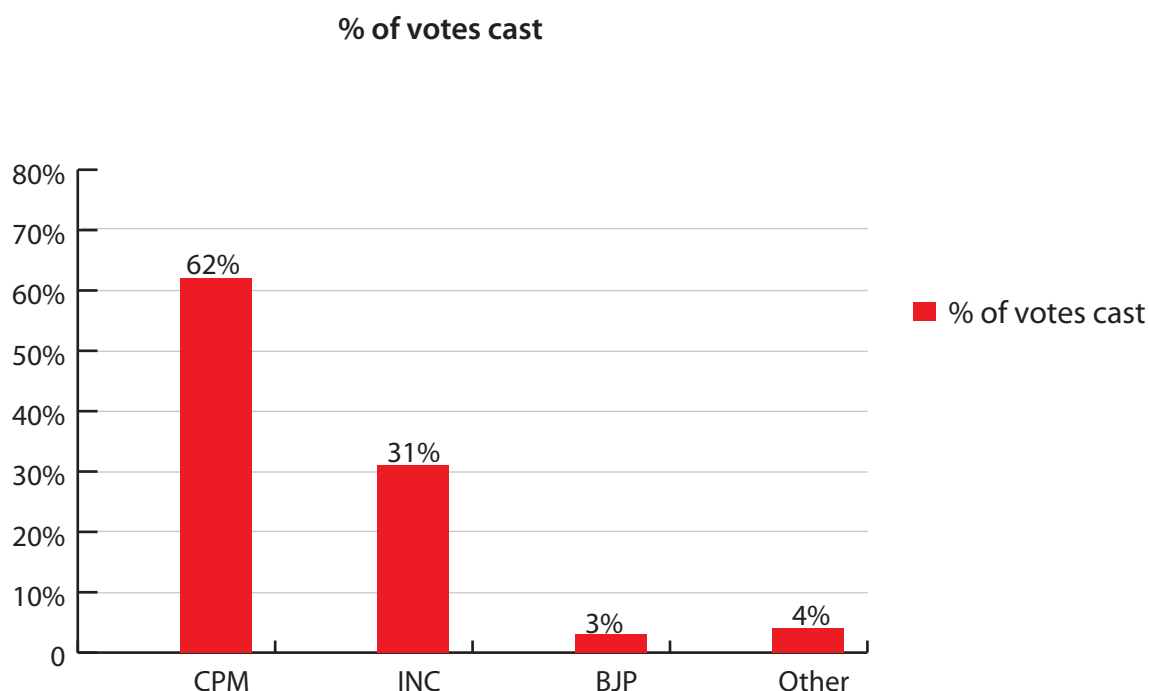
CPM managed to get 62% of the votes cast. This was 52% of the electorate. The total electorate in Tripura was 2,082,265 and the total votes cast were 1,758,501.

Further break-up is given in table

**Table: Per cent of votes cast**

Party	Total votes cast for the party	% of votes cast	% of total registered voters
Communist Party of India Marxist (CPM)	1,084,883	62%	52%
Indian National Congress (INC)	540,753	31%	26%
Bhartiya Janta Party (BJP)	59,457	3%	3%
Others	73,408	4%	4%

**Figure: Per cent of votes cast in Tripura- Party wise**



# Comparison of Candidates

## Tripura East constituency

S No.	Name	Age	Gender	Party Code	Criminal Cases	Education Level	Total Assets	Total Liabilities	PAN Given
1	BAJU BAN RIYAN (WINNER)	67	M	CPM	No	Graduate	36,95,981 36 Lacs +	0	Yes
2	BINOY REANG	35	M	IND	No	Graduate Professional	34 926 34 Thou +	0	No
3	DIBA CHANDRA HRANGKH-WAL	52	M	INC	No	8th Pass	25,750 25 Thou +	25,200 25 Thou +	No
4	FALGUNI TRIPURA	42	M	CPI (ML) (L)	No	8th Pass	10,000 10 Thou +	0	No
5	KARNA DHAN CHAKMA	37	M	AMB	No	8th Pass	2,000 2 Thou +	0	No
6	MEVAR KUMAR JAMATIA	40	M	IND	No	Post Graduate	1,26,926 1 Lacs +	0	No
7	PULIN BEHARI DEWAN	69	M	BJP	No	Others	21,11,000 21 Lacs +	1,15,000 1 Lacs +	No
8	RAJESH DEB BARMA	34	M	IND	No	12th Pass	10,405 10 Thou +	0	Yes
9	RITA RANI DEBBARMA	51	F	AITC	No	8th Pass	90,200 90 Thou +	0	No

## Tripura West constituency

SI No.	Name	Age	Gender	Party	Criminal Cases	No. of Cases	Serious IPC Counts	IPC Details	Education Level	Total Assets	Total Liabilities	PAN Given
1	KHAGEN DAS (WINNER)	71	M	CPM	No	0	0	-	Post Graduate	34,92,580 34 Lacs +	0	Yes
2	ARUN CHANDRA BHOWMIK	63	M	AITC	Yes	1	0		Post Graduate	41,10,573 41 Lacs +	4,842 4Thou +	Yes
3	BINOY DEB BARMA	50	M	IND	Yes	1	4	-	Graduate Professional	5,25,000 5 Lacs +	0	No
4	NILMANI DEB	55	M	BJP	No	0	0		Graduate	26,16,787 26 Lacs +	0	No
5	PARTHA KARMAKAR	40	M	CPI (ML) (L)	No	0	0	1 charge related to waging war against Government. 1 charge of sedition. 2 charges of forgery.	12th Pass	0	0	No
6	RAKHAL RAJ DATTA	61	M	AMB	No	0	0		Post Graduate	11,40,000 11 Lacs +	0	No
7	SANJIB DEY	32	M	NCP	No	0	0	-	10th Pass	1,45,500 1 Lacs +	0	No
8	SUBRATA BHOWMIK	58	M	IND	No	0	0		Post Graduate	18,88,000 18 Lacs +	0	Yes
9	SUDIP ROY BARMAN	45	M	INC	No	0	0	-	Graduate Professional	83,27,309 83 Lacs +	59,319 59Thou +	Yes
10	TITU SAHA	32	M	RD MP	No	0	0		Not Given	27,070 27 Thou +	0	Yes

# Uttar Pradesh

## Lok Sabha 2009 Elections



# CONTENTS

Executive summary for candidates and MPs .....	855
Voting and winning trend.....	857
Analysis based on pending criminal cases.....	859
Pending criminal cases- analysis for candidates.....	859
Party wise break up for candidates with pending criminal cases .....	859
Serious crimes distribution – party wise for candidates.....	861
Party wise comparison of pending criminal cases on candidates in LS 2004 & LS 2009.....	863
Details for candidates based on pending criminal cases.....	863
Pending criminal cases- analysis for MPs .....	866
Party wise break up for MPs with pending criminal cases.....	867
Party wise comparison of pending criminal cases on MPs in LS 2004 & LS 2009 .....	868
Party wise break up for MPs with serious pending criminal cases.....	868
Tainted constituency analysis.....	871
MPs with most serious pending criminal cases.....	872
Analysis based on assets.....	874
Analysis based on assets – for candidates .....	875
Average assets for Candidates - Party wise.....	875
Top 20 crorepati candidates.....	876
Analysis based on assets- for MPs.....	877
Chances of winning based on assets.....	878
Crorepati MPs- Party wise break up.....	878
Average assets per MP for major parties .....	879
Asset position in constituency among candidates and chances of winning.....	880
Crorepati MPs – PAN not given.....	881
Details of top 20 MPs based on maximum assets.....	882
Female representation in Lok Sabha 2009 elections .....	883
Full Asset and pending criminal cases details.....	884
Assets for all MPs from Uttar Pradesh in Lok Sabha 2009.....	884
Full details of pending criminal cases on MPs from Uttar Pradesh.....	890

# **Uttar Pradesh Election Watch\***

## **Lok Sabha elections 2009**

Lok Sabha 2009 elections were held in five phases in Uttar Pradesh from April 16, 2009 to May 13, 2009. This chapter includes the analysis of voting trend, criminalization, money power, gender etc in these elections. Information provided by ECI and details from the affidavits filed by contesting candidates have been used for above analysis.

### **Growth of political parties**

In Lok Sabha 2004, 76 parties contested elections which rose to 124 in 2009 Lok Sabha elections. This reflects a rise of 63 % in the number of parties from 2004 Lok Sabha elections to 2009 Lok Sabha elections.

### **Growth in number of candidates**

A total of 1368 candidates contested Lok Sabha 2009 elections from Uttar Pradesh as compared to 1138 candidates in Lok Sabha 2004. This shows a growth of 20% in number of candidates contesting in 2009.

## **Executive summary for candidates and MPs**

### **Summary for candidates**

- Affidavits of 1359 candidates out of 1368 contesting Lok Sabha 2009 elections were analyzed by Uttar Pradesh Election Watch (UPEW).
- Out of these 1359 candidates, 221 candidates or 16.26% declared pending criminal cases against them. SP had 41 out of 75 (55%) candidates with pending criminal cases, BSP had 29 out of 80 (36%) candidates with pending criminal cases, BJP had 24 out of 71 (34%) candidates with pending criminal cases and INC had 20 out of 69 (29%) candidates with pending criminal cases.
- Out of these 221 candidates with pending criminal cases, 134 had pending serious criminal cases like murder, attempt to murder, kidnapping, robbery, extortion etc. SP had 25, BSP- 21, BJP- 15 and INC -13 candidates with pending serious criminal cases.
- There were 295 candidates of four main parties (INC, BJP, SP & BSP) and out of these 295 candidates, 114 (38.64%) had pending criminal cases against them. Comparing this to 2004 Lok Sabha elections, there were 291 candidates of four major parties- BJP, BSP, INC and SP. Out of these 291 candidates of four major political parties, 69 (24%) had pending criminal cases against them.
- There were 478 IPC charges of heinous nature on the candidates which included murder, attempt to murder, kidnapping, extortion, etc.
- There were total 40 red alert constituencies where 3 or more contesting candidates had pending criminal cases. Ghaziabad and Chandauli had 7 candidates each with pending criminal cases followed by Gautam Buddha Nagar which had 6 candidates with pending criminal cases.

<sup>1</sup> This chapter would not have been possible without the efforts of several volunteers, groups and organizations from the state. ADR and NEW specially acknowledge with gratitude the efforts of Mr. I.C. Dwivedi (Former DGP, UP); Mr. Sanjay Singh (Pramarth Samaj Sevi Sansthan, Jallaun); Mr. Sanjay Rai, Mr. Vend Kumar Singh, (AIM, Lucknow); Sh. Maheshanand Bhai, (Gram Swaraj Samiti); Dr. Lenin Raghuvanshi (PVCHR, Varanasi); Mr. Anil Sharma, (Journalist, Amar Ujjala); Mr. Shiv Mangal Singh (Media Fellow, Bundelkhand, Apada Nivaran Manch); Ms. Nitika Pant (SAKAR); Rozi-Roti Sangthan; Mr. Vineet Gavri (Allahabad) and Mr. Snehvir Pundir (Meerut).  
This volume is dedicated to all who were part of the Election Watch.

- A total of 241 candidates out of 1359 i.e. 17.73% were crorepatis.
- A total of 12 candidates declared zero assets.
- A total of 154 candidates declared liabilities above 5 lakhs.
- Among major parties, the approx average asset per candidate for INC was Rs. 4 crores, for BSP was Rs 5 crores, for RLD was Rs. 4 crores and for BJP & SP was Rs. 2 crores each.
- 66.4% of candidates (902 of 1359) had not furnished PAN card details.
- Number of women candidates was just 100 (7.3%) as compared to 1268 of men (92.7%).
- More than 44% candidates (597 of 1359) were graduates & above.
- None of the parties managed to get votes anywhere near 50%. The highest votes polled were approx 27% by BSP and about 13% of the total registered voters. SP managed 23% of the votes & both INC & BJP managed 18% of votes.

## **Summary for MPs**

- Of the 20 candidates with the most serious criminal cases against them, only 3 won and the remaining 17 were rejected by the voters.
- Out of 80 MPs, 31 (38.75%) have pending criminal cases against them. Comparing this to Lok Sabha 2004, affidavits were available for 79 MPs out of which 24 (30.38%) had pending criminal cases against them.
- Out of these 31 MPs with pending criminal cases, there are pending serious criminal cases against 22 MPs (27.50%). Contrasting this with 2004 Lok Sabha, 12 MPs (15.19 %) had serious pending criminal cases.
- Even though the number of MPs with pending criminal cases has increased from 24 in Lok Sabha 2004 to 31 in Lok Sabha 2009, the number of total criminal cases against MPs has decreased from 132 in Lok Sabha 2004 to 105 in Lok Sabha 2009. Similarly the number of total serious IPC sections against MPs has decreased from 104 in 2004 to 73 in 2009.
- The number of crorepati MPs has increased from 28 in Lok Sabha 2004 to 52 in Lok Sabha 2009.
- Among major parties, the average asset per MP for INC was Rs. 8 crores, BSP Rs 4 crores, RLD Rs. 5 crores, BJP 3 crores & SP Rs. 2 crores each.
- Average asset for a MP from Uttar Pradesh was Rs 4.89 crores.
- Out of 80 MPs, 15 had not declared their PAN details.
- Out of 100 women candidates, only 12 managed to win. Hence only 15% of MPs from Uttar Pradesh in current Lok Sabha are women.

# Voting and winning trend

## Voting analysis

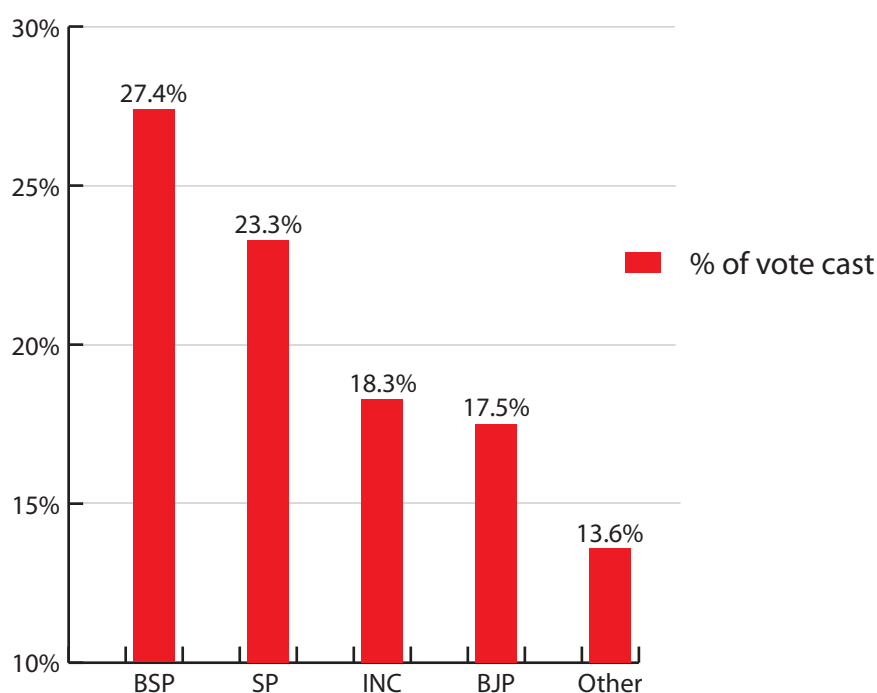
The % of votes polled by the four major parties clearly show that none of them got anywhere close to the 50% mark. Total voting in the state was only 47%. BSP managed approx 27 % of the votes cast and only 13% of the registered voters. SP managed just 23% votes cast and 11% registered voters. The total electorate in UP was 116,033,151 and the total votes cast were 55,407,107.

Further break-up is given in the table:

**Table: % of votes polled**

Party	Total votes cast for the party	% of votes cast	% of total registered voters
Bahujan Samaj Party (BSP)	15,191,044	27.4%	13.1%
Samajwadi Party (SP)	12,884,968	23.3%	11.1%
Indian National Congress (INC)	10,113,553	18.3%	8.7%
Bharatiya Janata Party (BJP)	9,696,024	17.5%	8.4%
Others	7,521,518	13.6%	6.4%

**Figure : % of votes cast**



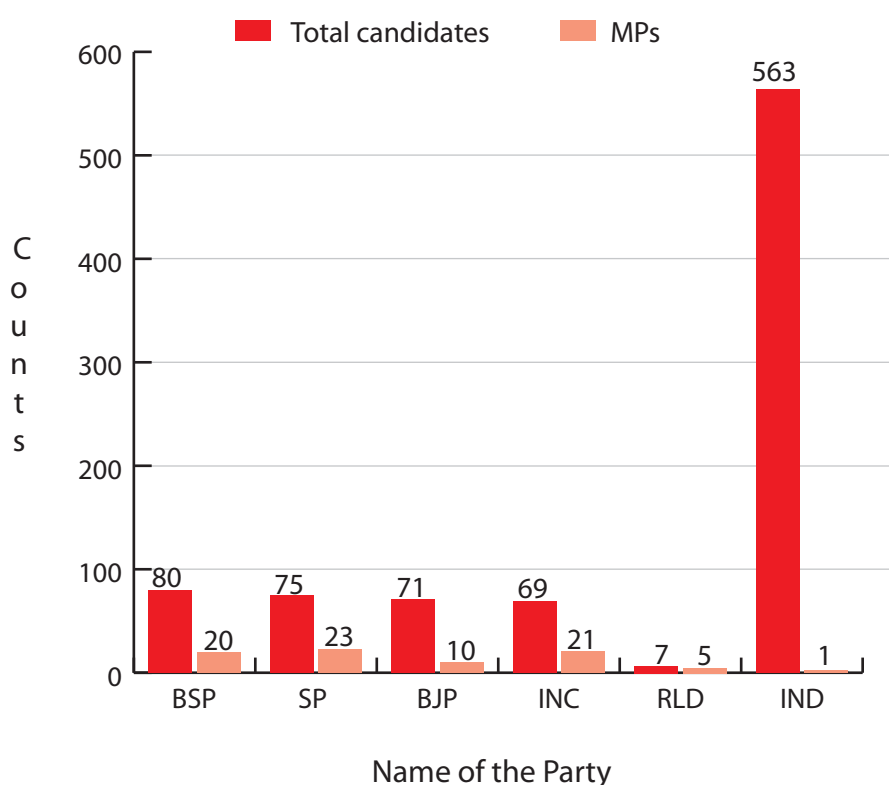
## Candidates vs MPs

Uttar Pradesh has 80 parliamentary constituencies. Maximum numbers of MPs (23) are from SP followed by 21 of INC. BSP follows closely with 20 MPs. The breakup of MPs as compared to total candidates from the party are-

**Table: Candidates & MPs- U.P.**

Party	Total candidates	MPs
BSP	80	20
SP	75	23
BJP	71	10
INC	69	21
RLD	7	5
IND	563	1
Total	-	80

**Figure : Candidates vs MPs- party wise**



# Analysis based on pending criminal cases

## Pending criminal cases- analysis for candidates

A total of 1359 affidavits were analyzed by UPEW for Lok Sabha 2009 elections. Out of these 1359 candidates, 221 candidates or 16.26% declared pending criminal cases against them. Out of these 221 candidates with pending criminal cases, 134 had pending serious criminal cases like murder, attempt to murder, kidnapping, robbery, extortion etc.

## Party wise break up for candidates with pending criminal cases

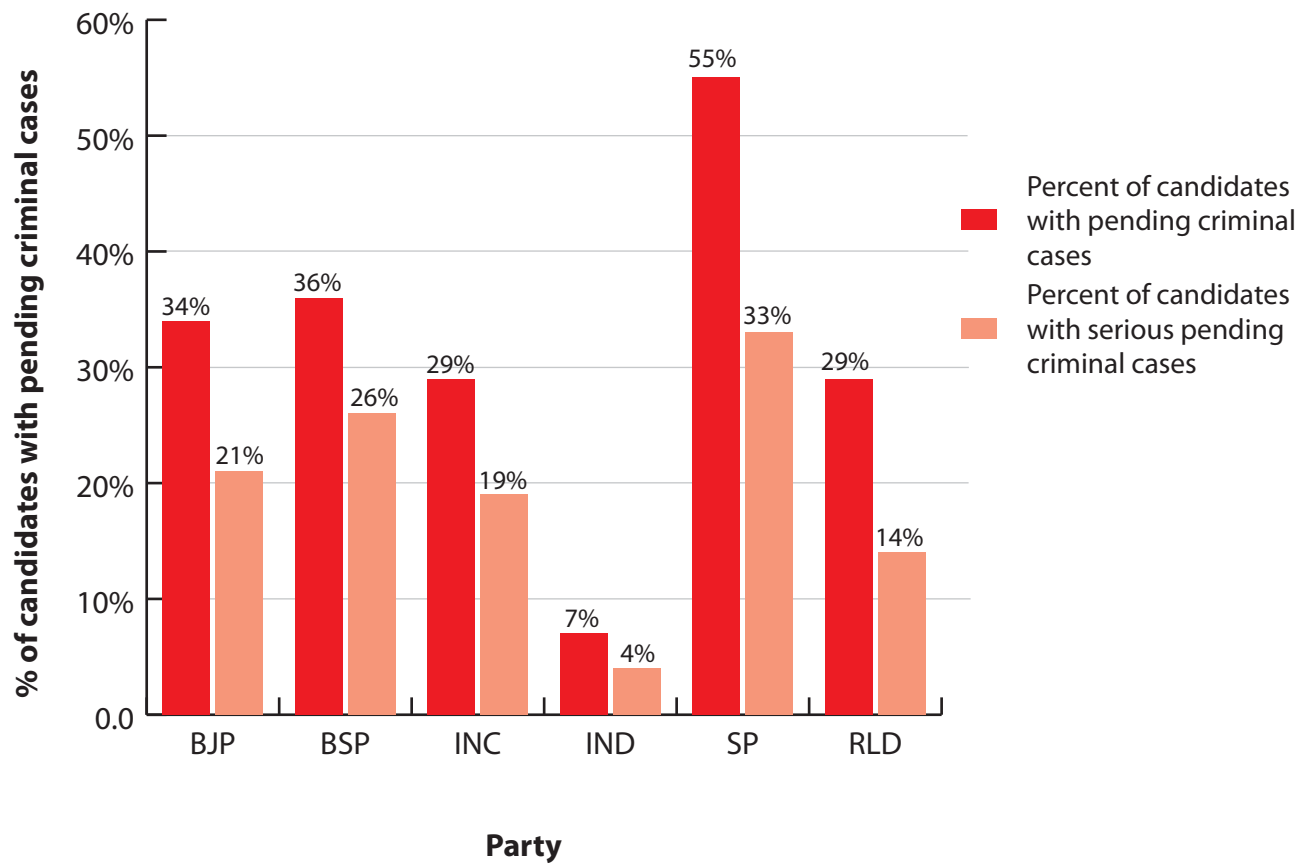
Total 221 candidates contesting elections from UP had pending criminal cases against them. Out of 75 candidates of SP, 41 (54.67%) had pending criminal cases. 29 candidates out of 80 candidates of BSP had pending criminal cases. A total of 29% of declared candidates of INC and 34% of BJP had pending criminal cases.

Out of these 221 candidates with pending criminal cases, 134 had pending serious criminal cases against them. These serious cases include murder and related charges, kidnapping, extortion, dacoity, theft, robbery etc. The break up is given in the table below.

**Table: Candidates with pending criminal cases and serious pending criminal cases- party wise break up**

Party	Total candidates analysed	Candidates with pending criminal cases	Percent of candidates with pending criminal cases	Number of candidates with pending serious criminal cases	Percent of candidates with pending serious criminal cases
BJP	71	24	34%	15	21%
BSP	80	29	36%	21	26%
INC	69	20	29%	13	19%
IND	548	40	7%	23	4%
SP	75	41	55%	25	33%
RLD	7	2	29%	1	14%
Other parties	509	65	21%	36	7%
Total	1359	221	16%	134	10%

**Figure: Comparison of pending criminal cases and serious pending criminal cases for candidates of main parties from UP**



## Serious crimes distribution – for candidates of major parties

The table below shows the breakup of serious IPC sections for candidates of major parties. Serious crimes have been distributed in categories of violent crimes, theft related crimes, and finance related crimes and other serious crimes

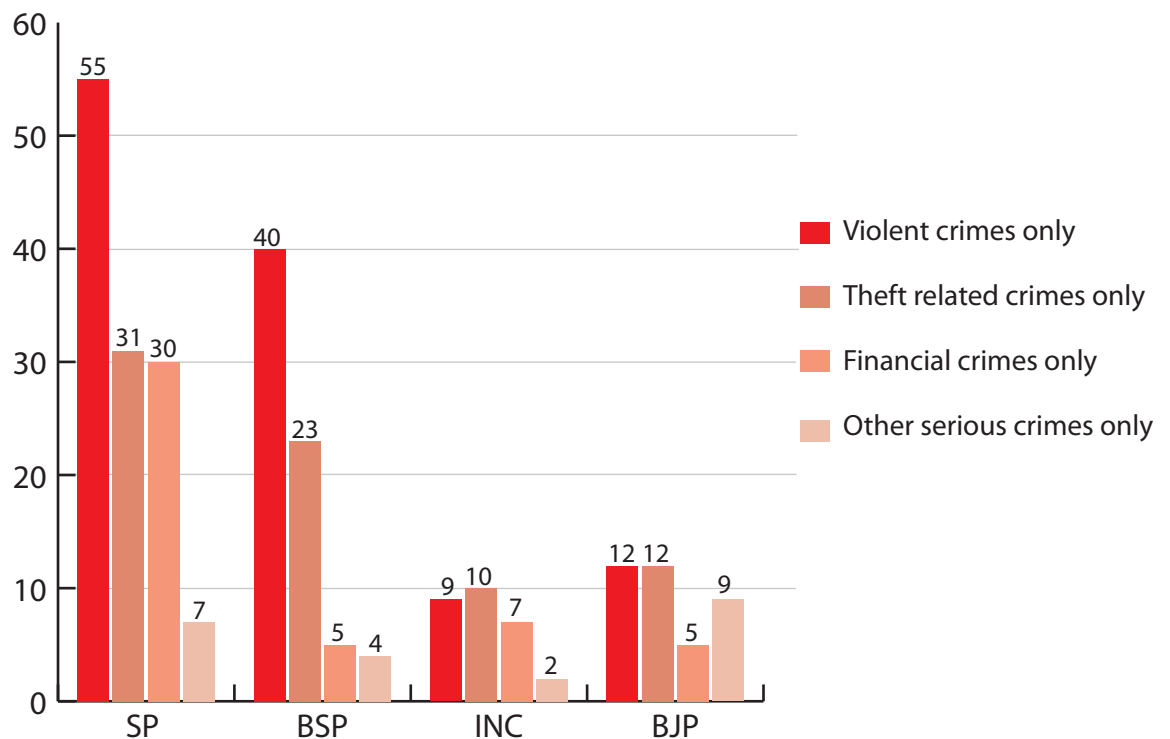
**Table: Serious IPC section break up for candidates of major parties**

IPC/Party	IPC Description	SP	BSP	INC	BJP	Total for 4 major parties
<b>VIOLENT CRIMES</b>						
302 304	Murder	5	14	2	5	26
307	Attempt to murder	34	19	6	6	65
324 325 326	Voluntarily causing hurt by dangerous weapons or means	9	2	0	1	12
343	Wrongful confinement for three or more days	0	0	1	0	1
363 364 364A 365	Kidnapping	7	5	0	0	12
<b>Total Violent Crimes</b>		55	40	9	12	116
<b>ROBBERY, EXTORTION, THEFT, CHEATING ETC</b>						
379 380	Theft	0	4	2	0	6
383 384	Extortion	3	0	1	1	5
392, 395	robbery, dacoity	11	6	3	5	25
411 412 415 417 418 419 420	Cheating and dishonesty , stolen property	17	13	4	6	40
<b>Total Theft related crimes</b>		31	23	10	12	76
<b>FINANCIAL FRAUD ETC</b>						
465 467 468 469 471	Forgery	30	5	7	5	47
<b>Total Financial crimes</b>		30	5	7	5	47
<b>OTHER SERIOUS CRIME</b>						
153A	Promoting enmity between different groups on grounds of religion, race, place of birth, residence, language, etc., and doing acts prejudicial to maintenance of harmony	2	1	2	5	10
171F	undue influence or personation at an election	2	3	0	0	5
181	False statement on oath or affirmation to public servant or person authorized to administer an oath or affirmation	0	0	0	1	1

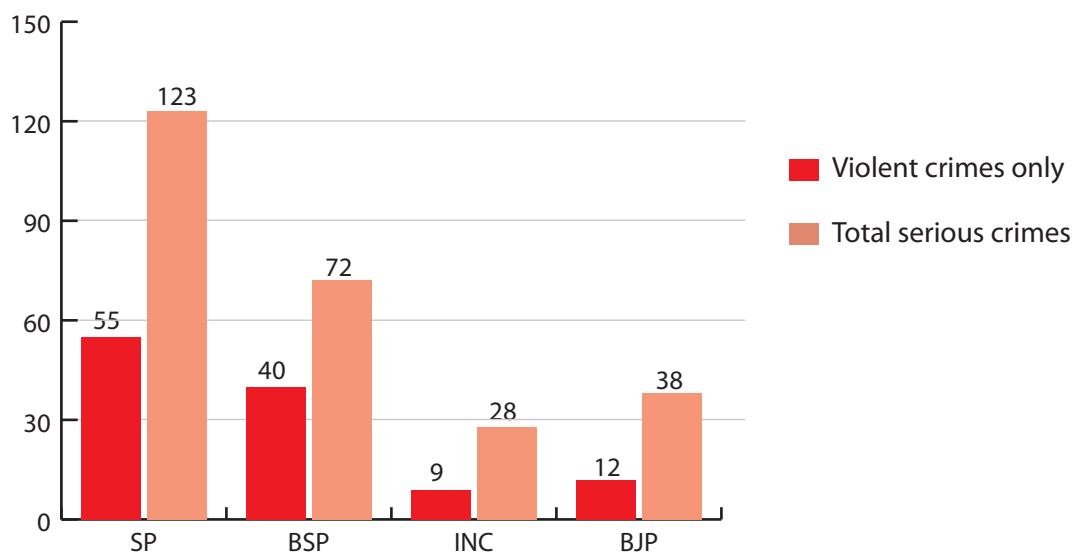


IPC/Party	IPC Description	SP	BSP	INC	BJP	Total
293	Sale, etc., of obscene objects to young person	1	0	0	0	1
294	Obscene acts and songs	1	0	0	0	1
295	Injuring or defiling place of worship with intent to insult the religion of any class	1	0	0	3	4
<b>Total Other Serious crimes</b>		<b>7</b>	<b>4</b>	<b>2</b>	<b>9</b>	<b>22</b>
<b>Total for 4 major parties</b>		<b>123</b>	<b>72</b>	<b>28</b>	<b>38</b>	<b>261</b>

**Figure: Serious IPC section break up for candidates of major parties**



**Figure: Comparison total serious crimes vs. total violent crimes (murder, kidnapping etc) - party wise**



## Party wise comparison of pending criminal cases on candidates in Lok Sabha 2004 & Lok Sabha 2009

A comparison between 2009 & 2004 Lok Sabha elections of candidates from four major parties and with pending criminal cases shows that for all four major parties- SP, BSP, INC & BJP the number of candidates with pending criminal cases has increased in Lok Sabha 2009 elections as compared to Lok Sabha 2004 elections.

**Table: Comparison Lok Sabha 2004 vs. Lok Sabha 2009**

Party	Lok Sabha 2004			Lok Sabha 2009		
	Number of candidates analysed	candidates with pending criminal cases	% of candidates with pending criminal cases	Number of candidates analysed	candidates with pending criminal cases	% of candidates with pending criminal cases
BJP	76	13	17%	71	24	34%
BSP	78	26	33%	80	29	36%
INC	70	8	11%	69	20	29%
SP	67	22	33%	75	41	55%

### Details for candidates based on pending criminal cases

The table below lists top 20 candidates with serious pending criminal cases. Almost all of them had pending criminal cases of murder, attempt to murder, kidnapping, dacoity etc. Jawahir from Chandauli had 45 charges of murder; attempt to murder; kidnapping; dacoity etc pending against him. Atiq Ahmad had 31 charges of murder, attempt to murder & kidnapping etc pending against him. Out of these 20 candidates with most serious pending criminal cases, only 3 won and rest 17 were rejected by the voters. The detailed list is given below.

S No	Name	Constituency	Party	Age	Serious IPC Counts	Total no of cases	IPC counts related to violent crimes like murder, kidnapping, theft, extortion, dacoity & cheating etc	Won/ Lost
1	JAWAHIR	Chandauli	PMSP	48	45	44	9 charges related to murder, 26 charges of kidnapping, 5 charges related to dacoity	Lost
2	ATIQ AHAMAD	Pratapgarh	AD	46	31	41	12 charges related to murder & 8 charges of kidnapping, 3 charges related to extortion	Lost
3	MITRASEN	Faizabad	SP	76	27	20	9 charges related to murder, 3 charges related to dacoity	Lost

S No	Name	Constituency	Party	Age	Serious IPC Counts	Total no of cases	IPC counts related to violent crimes like murder, kidnapping, theft, extortion, dacoity & cheating etc	Won/ Lost
4	BAL KUMAR PATEL	Mirzapur	SP	48	14	10	1 charge related to murder, 1 related to kidnapping, 3 charges related to cheating & dishonesty	Won
5	OM PRAKASH	Dhaurahra	SP	60	13	11	4 charges related to murder, 2 charges related to extortion & dacoity, 1 charge of cheating	Lost
6	MUKTHAR ANSARI	Varanasi	BSP	49	10	10	5 charges related to murder, 3 charges related to cheating & dishonesty	Lost
7	RAMDARASH	Kheri	CPI(ML) (L)	45	9	17	6 charges related to murder	Lost
8	MEHBOOB ALI	Amroha	SP	56	9	11	2 charges related to murder, 1 charge related to robbery & 1 related to dacoity	Lost
9	LALLAN SINGH	Phulpur	RSBP	35	9	6	5 charges related to cheating & dishonesty, 3 related to robbery	Lost
10	GIRISH CHANDRA PASI	Kaushambi	BSP	39	8	9	5 charges related to murder, 1 charge related to kidnapping, 1 charge related to theft, 1 charge related to cheating & dishonesty	Lost
11	KAPIL MUNI KARWARIYA	Phulpur	BSP	42	8	4	2 charges to related to murder, 2 charges related to theft, 3 charges related to cheating & dishonesty	Lost
12	YADRAM PANKAJ	Mathura	BSP(K)	56	8	2	2 charges related to cheating & dishonesty	Lost
13	ASHOK KUMAR SINGH CHANDEL	Hamirpur	SP	49	7	10	5 charges related to murder, 1 charge related to kidnapping, 1 charge related to dacoity	Lost

S No	Name	Constituency	Party	Age	Serious IPC Counts	Total no of cases	IPC counts related to violent crimes like murder, kidnapping, theft, extortion, dacoity & cheating etc	Won/ Lost
14	RAJJO DEVI	Firozabad	CPM	56	7	7	3 charges related to murder, 3 charges related to cheating & dishonesty	Lost
15	RAMKISHUN	Chandauli	SP	49	5	10	3 charges related to murder	Won
16	JAIPAL PATHIK	Mohanlalganj	RCP	50	5	9	2 charges related to murder, 1 charge related to kidnapping & 1 charge related to rape, 1 charge related to extortion	Lost
17	FEROZE VARUN GANDHI	Pilibhit	BJP	29	5	6	1 charge related to murder	Won
18	KUNWAR AKSHAYA PRATAP SINGH	Pratapgarh	SP	41	5	5	1 charge related to murder, 1 charge related to extortion, 1 charge related to cheating & dishonesty	Lost
19	PRAVEEN KUMAR	Baghpat	IND	44	5	4	2 charges related to murder, 3 charges related to cheating & dishonesty	Lost
20	KUNWAR SARVESH KUMAR	Moradabad	BJP	57	5	4	3 charges related to cheating & dishonesty	Lost

## Pending criminal cases- analysis for MPs

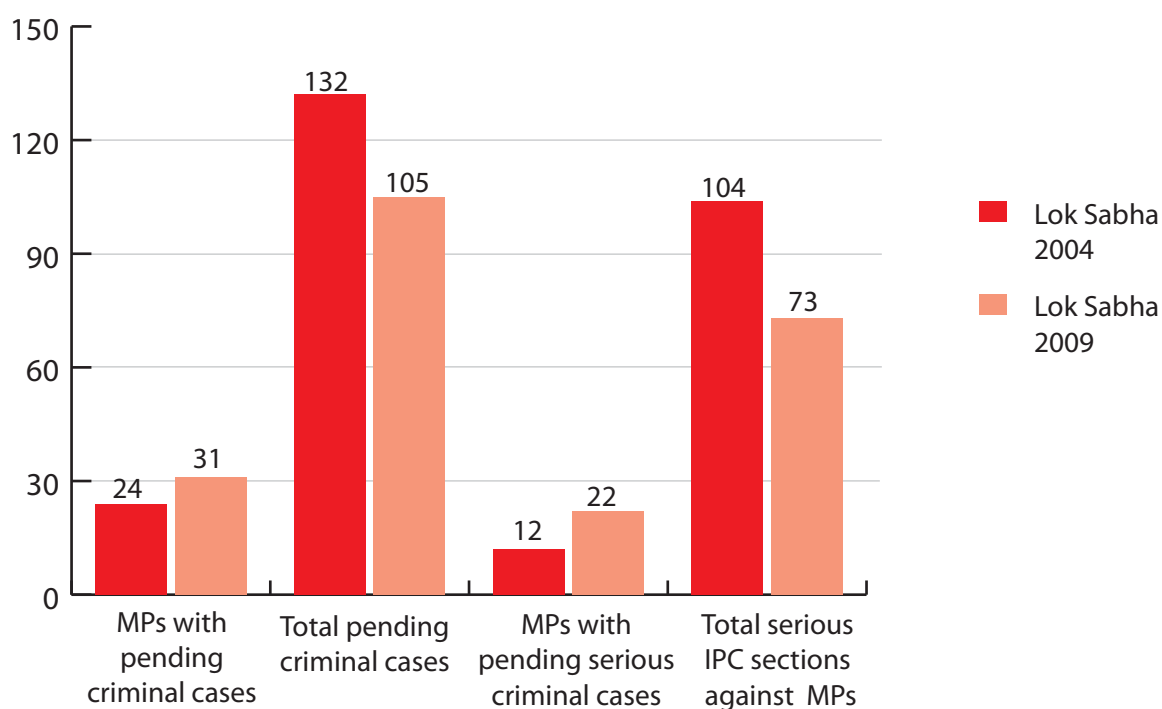
Out of 80 MPs from UP in Lok Sabha 2009, 31 MPs have pending criminal cases against them. Out of these 31 MPs, there are pending serious criminal cases against 22 MPs (27.50%). Contrasting this with 2004 Lok Sabha, only 12 MPs (15.19 %) had serious pending criminal cases.

Given below is a comparative analysis for MPs with pending criminal cases elected from UP. The presence of MPs with pending criminal cases from Uttar Pradesh in Lok Sabha has increased by 29%. However the number of total pending criminal cases has decreased by almost 20%. This means that there were an average of 3.38 cases per tainted MP in 2009 Lok Sabha as compared to 5.5 cases per tainted MP in 2004 Lok Sabha.

**Table: Comparison Lok sabha 2004 & Lok Sabha 2009 MPs with pending criminal cases**

	Lok Sabha 2004	Lok Sabha 2009	In-crease	% increase
MPs with pending criminal cases	24	31	7	29%
Total Pending criminal cases	132	105	-27	-20%
MPs with pending serious criminal cases	12	22	10	83%
Total serious IPC sections against MPs	104	73	-31	-30%

**Figure: Comparison Lok Sabha 2004 & Lok Sabha 2009- MPs with pending criminal cases**



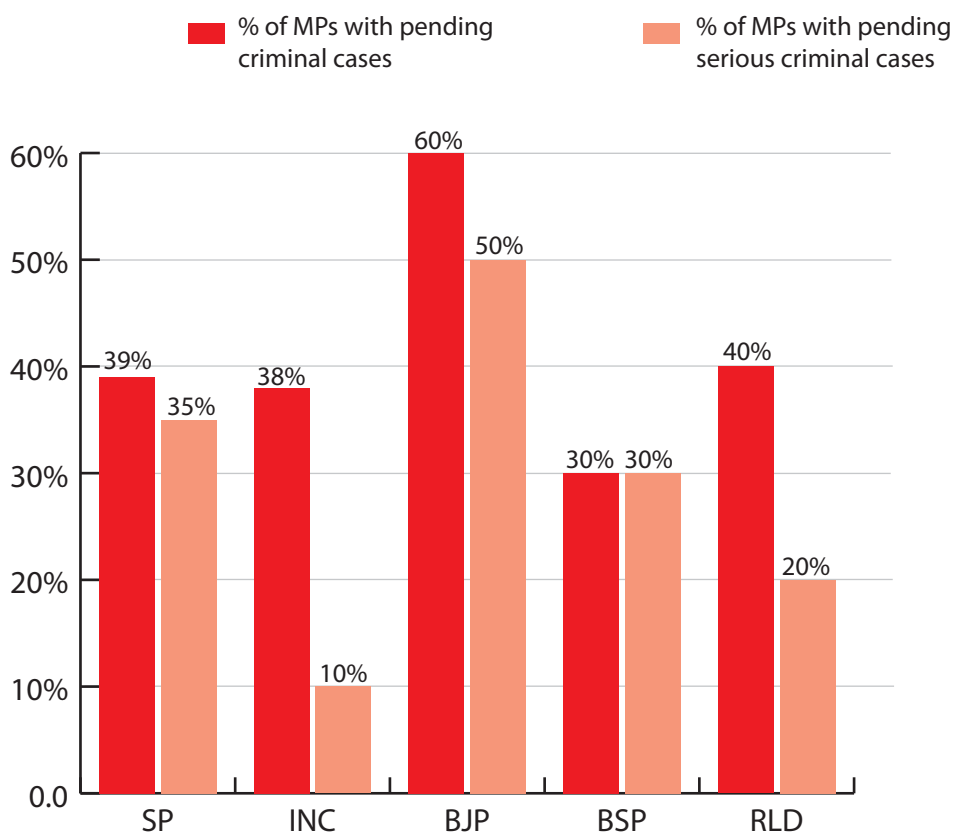
## Party wise break up for MPs with pending criminal cases

Out of total 31 MPs with pending criminal cases 9 are of SP, 8 of INC, 6-6 each of BJP and BSP and 2 are of RLD. The comparison between total candidates and MPs is given below.

**Table : MPs with pending criminal cases- party wise**

Party	Total candidates analysed	Total MPs	MPs with pending criminal cases	% of MPs with pending criminal cases	MPs with pending serious criminal cases	% of MPs with pending serious criminal cases
SP	75	23	9	39%	8	35%
INC	69	21	8	38%	2	10%
BJP	71	10	6	60%	5	50%
BSP	80	20	6	30%	6	30%
RLD	7	5	2	40%	1	20%

**Figure: Percent MPs with pending criminal cases- Top 5 parties in terms of MPs**



## Party wise comparison of pending criminal cases on MPs in Lok Sabha 2004 & Lok Sabha 2009

The table given below shows that number of MPs with pending criminal cases has increased for INC, BJP and RLD in Lok Sabha 2009. The number of MPs with pending criminal cases reduced for SP and BSP in Lok Sabha 2009 from Lok Sabha 2004.

**Table: Party wise comparison MPs with pending criminal cases - Lok Sabha 2004 vs Lok Sabha 2009**

Party	Lok Sabha 2004			Lok Sabha 2009		
	Number of MPs analyzed	MPs with pending criminal cases	% of MPs with pending criminal cases	Number of MPs analyzed	MPs with pending criminal cases	% of MPs with pending criminal cases
SP	35	12	34%	23	9	39%
INC	9	1	11%	21	8	38%
BJP	10	2	20%	10	6	60%
BSP	19	8	42%	20	6	30%
RLD	2	0	0%	5	2	40%

## Party wise break up for MPs with serious pending criminal cases

There are several cases of violent crimes like murder, attempt to murder, theft, extortion, robbery etc pending against MPs from Uttar Pradesh. The table below gives summary of all serious offences related to murder, kidnapping, extortion, theft, robbery and dacoity. All serious IPC's have been clubbed under four heads namely- violent crimes; robbery, extortion, theft etc; financial frauds and other serious crimes. As can be seen from the table MPs of SP have 31 pending serious criminal IPC counts against them as compared to 14 of BJP, 18 of BSP and 7 of INC.

**Table: Serious IPC section break up for MPs of major parties**

IPC/Party	IPC Description	SP	BJP	BSP	INC	RLD	Total
<b>VIOLENT CRIMES</b>							
302 304	Murder	1	3	4	1	0	9
307	Attempt to murder	7	3	2	4	0	16
324 325 326	Voluntarily causing hurt by dangerous weapons or means	3	1	0	0	0	4
363 364 364A 365	Kidnapping	3	0	1	0	0	4
<b>Total Violent Crimes</b>		<b>14</b>	<b>7</b>	<b>7</b>	<b>5</b>	<b>0</b>	<b>33</b>

IPC/Party	IPC Description	SP	BJP	BSP	INC	RLD	Total
<b>ROBBERY, EXTORTION, THEFT, CHEATING ETC</b>							
379 380	Theft	0	0	2	0	0	2
384	Extortion	0	0	0	0	1	1
392, 395	robbery, dacoity	2	0	3	2	0	7
411 412 415 417 418 419 420	Cheating and dishonesty , stolen property	3	0	6	0	2	11
<b>Total Theft related crimes</b>		5	0	11	2	3	18
<b>FINANCIAL FRAUD ETC</b>							
465 467 468 469 471	Forgery	9	0	0	0	0	9
<b>Total Financial crimes</b>		9	0	0	0	0	9
<b>OTHER SERIOUS CRIMES</b>							
153A	Promoting enmity between different groups on grounds of religion, race, place of birth, resi- dence, language, etc., and doing acts prejudicial to maintenance of harmony	1	4	0	0	0	5
293	Sale, etc., of obscene objects to young person	1	0	0	0	0	1
295	Injuring or defiling place of worship with intent to insult the religion of any class	1	1	0	0	0	2
295A	Deliberate and malicious acts, intended to outrage religious feelings or any class by insulting its religion or religious beliefs	0	2	0	0	0	2
<b>Total Other Serious crimes</b>		3	7	0	0	0	10
<b>Total for all serious crimes</b>		<b>31</b>	<b>14</b>	<b>18</b>	<b>7</b>	<b>3</b>	<b>73</b>



The graph given below shows that comparing 2004 and 2009 Lok Sabha it is clearly visible that there has been a reduction in violent crimes, crimes related to robbery, extortion and theft and financial frauds. Overall, the number of total serious crimes has reduced from 104 in Lok Sabha 2004 to 73 in Lok Sabha 2009.

Figure: Comparison Lok Sabha 2004 vs Lok Sabha 2009: types of serious crimes

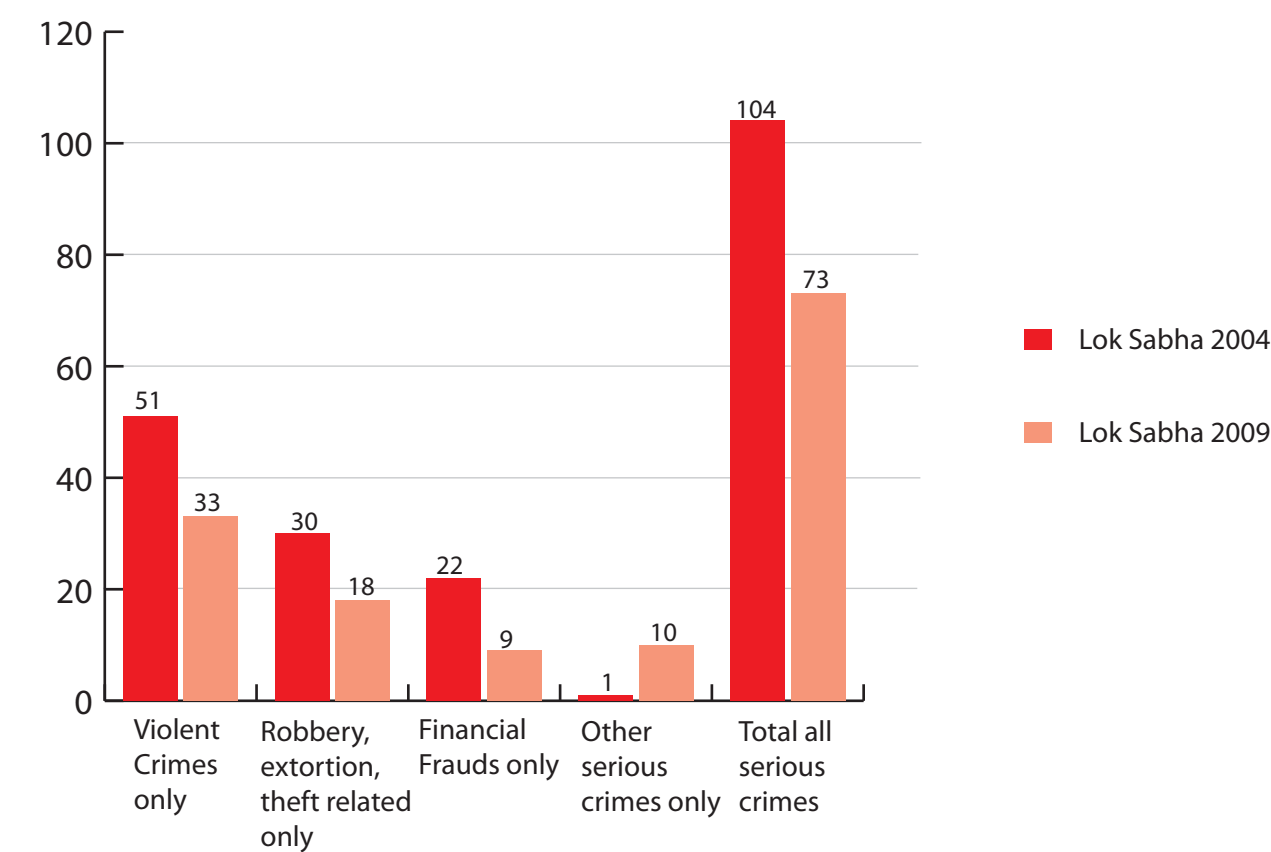
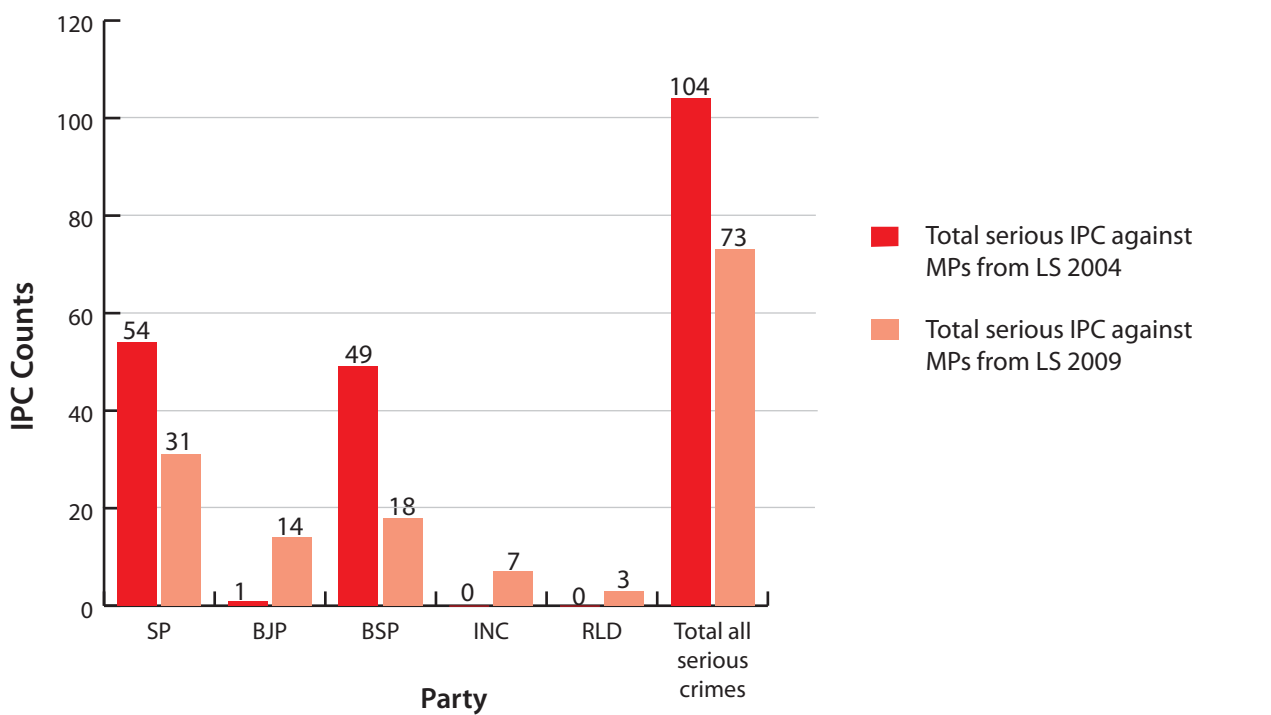


Figure: Party wise comparison of MPs and serious IPC counts for Lok Sabha 2004 & Lok Sabha 2009



## Tainted constituency analysis

There were 62 tainted constituencies where at least one tainted candidate (candidate having pending criminal cases) given ticket by a party contested. For the analysis given below only party candidates and candidates having serious criminal cases pending against them were considered.

As the following analysis shows, **if voters have a choice, they prefer a clean and capable candidate**. In the constituencies where there was only 1 party candidate with pending criminal cases, voters chose 75% of the clean candidates and rejected most candidates with pending criminal cases. In the constituencies where there were 2 party candidates with pending criminal cases, they chose clean candidates in 41% constituencies. In constituencies where 3 party candidates had pending criminal cases, voters from 50% of the constituencies' selected clean candidates. However in constituencies where 4 or more party candidates had pending criminal cases, no clean MP was selected. Given below is the analysis of the tainted constituencies for party candidates with serious criminal cases pending against them.

**Table: Tainted constituency analysis for Uttar Pradesh**

Number of candidates with pending criminal cases in a constituency	Total number of such constituencies	Clean MPs in such constituencies	Tainted MPs in such constituencies	% of clean MPs in such constituencies	% of tainted MPs in such constituencies
1	32	24	8	75%	25%
2	17	7	10	41%	59%
3	8	4	4	50%	50%
4+	5	0	5	0%	100%

## MPs with most serious pending criminal cases

Given below is a list of MPs from Uttar Pradesh who have most serious criminal cases pending against them.

S No	Name	Constituency	Party	Age	Seri-ous IPC Counts	Total no of cases in which accused	IPC counts related to violent crimes like murder, kidnapping, theft, extortion and dacoity
1	BAL KUMAR PATEL	Mirzapur	SP	48	14	10	1 charge related to murder, 1 related to kidnapping, 3 charges related to cheating & dishonesty
2	KAPIL MUNI KARWARIYA	Phulpur	BSP	42	8	4	2 charges related to murder, 2 charges related to theft, 4 related to cheating & dishonesty
3	RAMKISHUN	Chandauli	SP	49	5	10	3 charges related to murder
4	FEROZE VARUN GANDHI	Pilibhit	BJP	29	5	6	1 charge related to murder
5	RAMAKANT YADAV	Azamgarh	BJP	49	4	11	3 charges related to murder
6	BRIJBHUSHAN SARAN SINGH	Kaiserganj	SP	52	4	2	1 charge related to murder, 1 charge related to dacoity
7	VINAY KUMAR ALIAS VINNU	Shrawasti	INC	45	4	9	3 charges related to murder, 1 charge related to dacoity
8	DEVENDRA NAGPAL	Amroha	RLD	38	3	6	1 charge related to extortion, 2 related to cheating & dishonesty
9	ADITYA NATH	Gorakhpur	BJP	36	3	2	2 charges related to murder
10	KADEER RANA	Muzaffarnagar	BSP	45	3	4	2 charges related to murder, 1 charge related to robbery
11	RAJKUMARI RATNA SINGH	Pratapgarh	INC	49	3	6	2 charges related to murder, 1 charge related to robbery
12	RAKESH PANDEY	Ambedkar Nagar	BSP	55	2	3	1 charge related to murder, 1 charge related to kidnapping
13	PREMDAS	Etawah	SP	49	2	1	1 charge related to dacoity
14	RAKESH SACHAN	Fatehpur	SP	53	2	7	1 charge related to murder, 1 charge related to kidnapping
15	SURENDRA SINGH NAGAR	Gautam Budhha Nagar	BSP	44	2	2	1 charge related to robbery, 1 charge related to cheating & dishonesty

S No	Name	Constituency	Party	Age	Seri-ous IPC Counts	Total no of cases in which accused	IPC counts related to violent crimes like murder, kidnapping, theft, extortion and dacoity
16	RADHEY MOHAN SINGH	Ghazipur	SP	43	2	1	1 charge related to murder
17	DARA SINGH CHAUHAN	Ghosi	BSP	50	2	2	1 charge related to dacoity, 1 charge related to cheating & dishonesty
18	R. K. SINGH PATEL	Banda	SP	49	1	2	1 charge related to murder
19	RAJNATH SINGH	Ghaziabad	BJP	57	1	1	1 charge of promoting enmity between different groups
20	GHANSYAM ANURAGI	Jalaun	SP	35	1	2	1 charge related to kidnapping
21	DHANANJAY SINGH	Jaunpur	BSP	33	1	1	1 charge of murder
22	Dr MURLI MANOHAR JOSHI	Varanasi	BJP	73	1	1	1 charge of promoting enmity between different groups

# Analysis based on assets

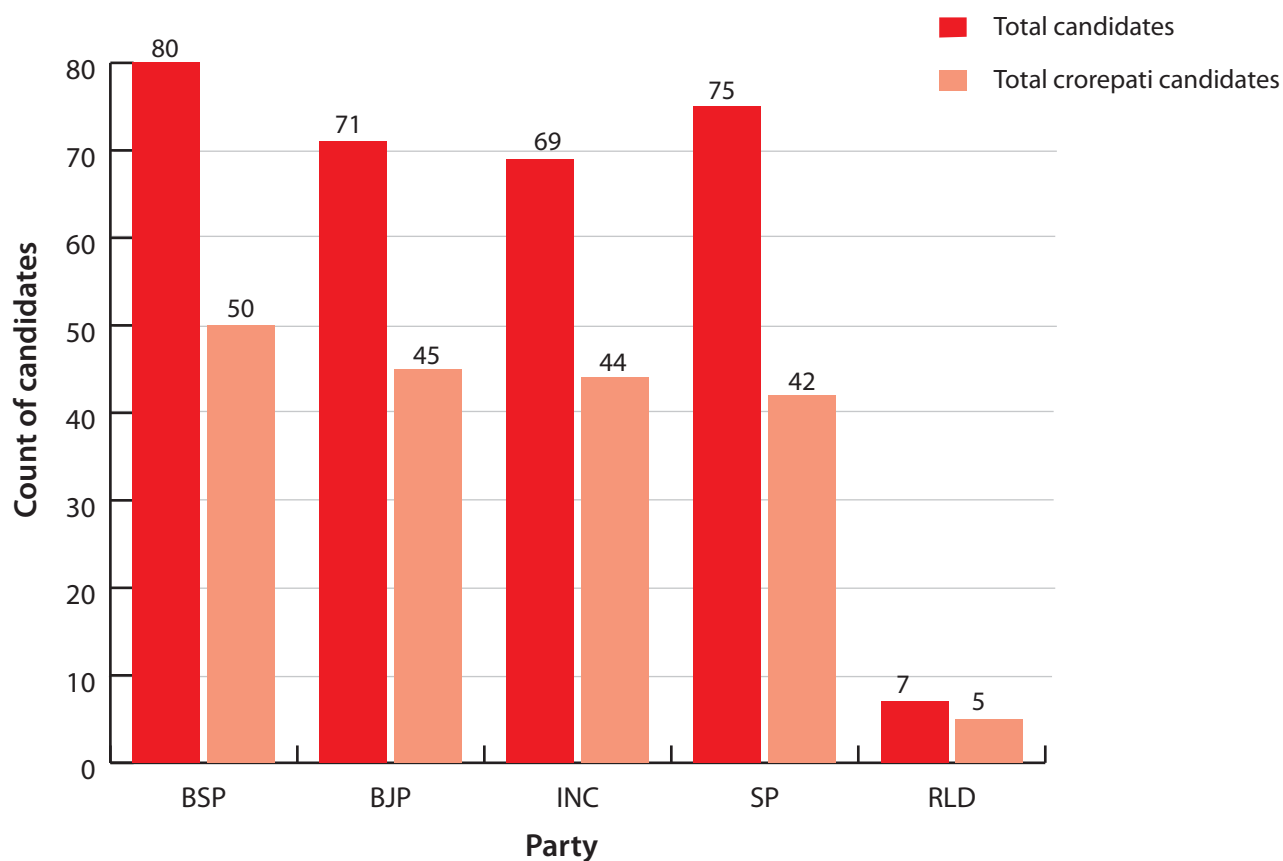
## Analysis based on assets – for candidates

Out of 1359 candidates contesting Lok Sabha 2009, 241 were crorepatis. Most of the major parties had more than 60% of the candidates as crorepati- BSP (62%), BJP (63%) and INC (64%).

**Table: Crorepati candidates- party wise break up**

Party	Total candidates analysed by NEW	Crorepati candidates	% of crorepati candidates
BSP	80	50	63%
BJP	71	45	63%
INC	69	44	64%
SP	75	42	56%
RLD	7	5	71%
IND	548	20	4%
Other parties	509	35	7%
Total	1359	241	18%

**Figure: Crorepati candidates from major parties**



## Average assets for Candidates - Party wise

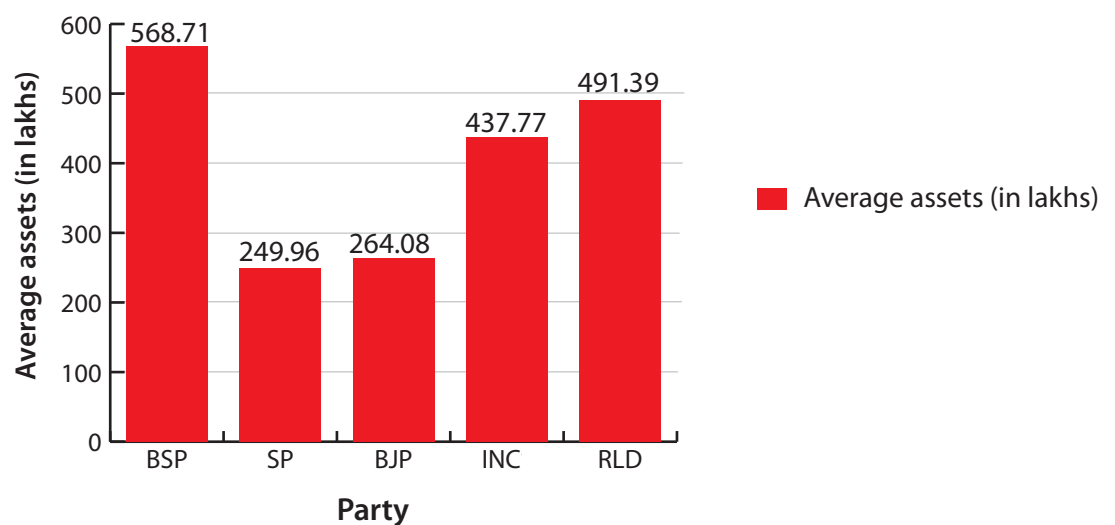
For candidates of INC average assets were approx 4.37 crores. These were more than 5 crores for BSP and approx 2 crores for BJP and SP. Detailed list is given below.

**Table: Average assets for candidates party wise**

Party	Average Assets	Candidate Count
BSP	Rs 5,68,70,548 ~ 5 Cror+	80
SP	Rs 2,49,96,474 ~ 2 Cror+	75
BJP	Rs 2,64,08,458 ~ 2 Cror+	71
INC*	Rs 4,37,76,978 ~ 4 Cror+	69
RLD	Rs 4,91,39,263 ~ 4 Cror+	7
IND	Rs 33,48,872 ~ 33 Lacs+	548
Other parties	Rs 52, 96, 240 ~ 52 Lacs+	509

\*This excludes one candidate with high assets of Rs 632 crores. If we include assets of this candidate too, the average assets for INC MPs from Uttar Pradesh will be Rs 13.47 (Rs 13,47,59,442 ) Crores.

**Figure: Average assets (in lakhs) for candidates of major parties**



## Top 20 crorepati candidates

Given below is the list of top 20 crorepati candidates who contested Lok Sabha 2009 elections from UP. Out of these 5 won and 15 lost the elections.

S No	Name	Constituency	Party	Movable Assets (Rs)	Immovable Assets (Rs)	Total Assets (Rs)	PAN Given	Won/Lost
1	V. M. SINGH	Pilibhit	INC	55,66,925	6,31,60,00,000	6,32,15,66,925 632 Cror+	Y	Lost
2	MALOOK NAGAR	Meerut	BSP	8,81,83,000	76,49,82,000	85,31,65,000 85 Cror+	Y	Lost
3	RAJKUMARI RATNA SINGH	Pratapgarh	INC	62,28,48,635	5,54,22,000	67,82,70,635 67 Cror+	N	Won
4	DR. AKH-ILESH DAS GUPTA	Lucknow	BSP	12,52,49,020	40,22,40,000	52,74,89,020 52 Cror+	Y	Lost
5	SURENDRA SINGH NAGAR	Gautam Budhha Nagar	BSP	25,11,04,300	24,09,80,000	49,20,84,300 49 Cror+	Y	Won
6	AN-NUTANDON	Unnao	INC	20,97,93,867	21,15,58,878	42,13,52,745 42 Cror+	Y	Won
7	DAYASHANKAR PATWA	Basti	PECP	11,18,09,443	22,99,91,808	34,18,01,251 34 Cror+	Y	Lost
8	JAWAHAR LAL JAISWAL	Chandauli	BJP	28,34,69,657	5,50,68,660	33,85,38,317 33 Cror+	Y	Lost
9	ANWAR AHMED	Ghaziabad	NBNP	6,73,000	32,00,00,000	32,06,73,000 32 Cror+	Y	Lost
10	GANGA CHARAN	Pilibhit	BSP	28,71,58,248	1,11,15,000	29,82,73,248 29 Cror+	Y	Lost
11	PRAVEEN SINGH ARON	Bareilly	INC	2,28,01,293	26,52,18,000	28,80,19,293 28 Cror+	Y	Won
12	AJEYA SINGH	Fatehpur	JM	16,33,01,168	10,61,50,000	26,94,51,168 26 Cror+	Y	Lost
13	ANJULA NAGPAL	Amroha	IND	6,30,36,966	19,82,13,300	26,12,50,266 26 Cror+	Y	Lost
14	HARISH NAGPAL	Amroha	IND	6,30,36,966	19,82,13,300	26,12,50,266 26 Cror+	Y	Lost
15	KUNWAR DEVENDRA SINGH YADAV	Etah	BSP	15,11,59,723	5,85,53,583	20,97,13,306 20 Cror+	Y	Lost
16	DHARAM YADAV URF D. P. YADAV	Badaun	BSP	13,40,29,186	6,94,49,400	20,34,78,586 20 Cror+	Y	Lost
17	SALEEM IQWAL SHERWANI	Badaun	INC	15,38,41,000	4,93,00,000	20,31,41,000 20 Cror+	Y	Lost
18	DR. YASHVIR SINGH	Bijnor	SP	2,61,35,577	16,27,00,000	18,88,35,577 18 Cror+	Y	Lost

S No	Name	Constituency	Party	Movable Assets (Rs)	Immovable Assets (Rs)	Total Assets (Rs)	PAN Given	Won/ Lost
19	MANEKA GANDHI	Aonla	BJP	3,31,63,479	14,28,47,500	17,60,10,979 17 Cror+	Y	Won
20	VINAY SHANKAR TIWARI	Gorakhpur	BSP	2,03,62,227	14,59,21,302	16,62,83,529 16 Cror+	Y	Lost

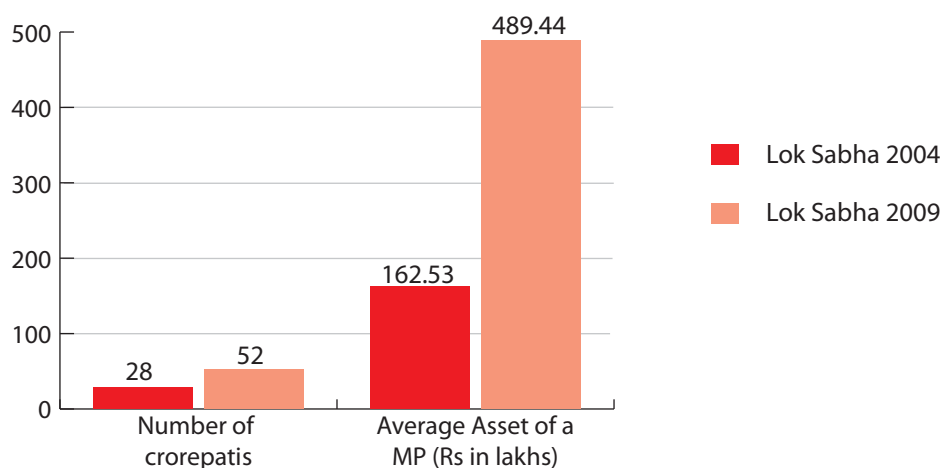
## Analysis based on assets- for MPs

Out of 80 MPs in Lok Sabha 2009, 52 MPs are crorepatis as compared to 28 crorepati MPs from Lok Sabha 2004 i.e. an increase of 86%. The average asset of a MP in 2004 Lok Sabha was Rs 1.6 cr which rose to Rs 4.8 cr in 2009. Between 2004 & 2009 there has been an average asset increase of 201% for MPs from Uttar Pradesh.

**Table: Comparison Lok Sabha 2004 and 2009 based on assets**

	In Lok Sabha 2004	In Lok Sabha 2009	Increase	% Increase
Number of crorepatis	28	52	24	86%
Average Asset of a MP (Rs in lakhs)	162.53	489.44	326.91	201%

**Figure: Comparison Lok Sabha 2004 and Lok Sabha 2009 based on assets**





## **Chances of winning based on assets**

As can be seen from the table, the higher the assets the more are the chances of winning of a candidate. 23% of the candidates who declared assets more than 5 crore and above won. On the other hand less than 1% of candidates with assets less than 10 lakh won. The election results seemed to be highly influenced by the money power of the candidates

**Table: Chances of winning based on assets**

Value of assets	No of candidates	No of MPs	% of MPs
Very high (5 cr and above)	58	13	23%
High (50 lakhs to 5 cr)	310	48	15%
Medium (50 lakhs to 10 lakhs)	358	15	4%
Low (less than 10 lakhs)	633	4	0.63%

## **Crorepati MPs- Party wise**

60% MPs of BSP and BJP are crorepati where as for INC the corresponding figure is 76%

**Table: Crorepati MP- party wise break up**

Party	Total Candi- dates	Total crorepati candidates	Total MPs	Total crorepati MPs	% of crorepati MPs
BJP	71	45	10	6	60%
BSP	80	50	20	12	60%
INC	69	44	21	16	76%
RLD	7	5	5	4	80%
SP	75	42	23	14	61%
IND	548	20	1	0	0%

## Average assets per MP for major parties

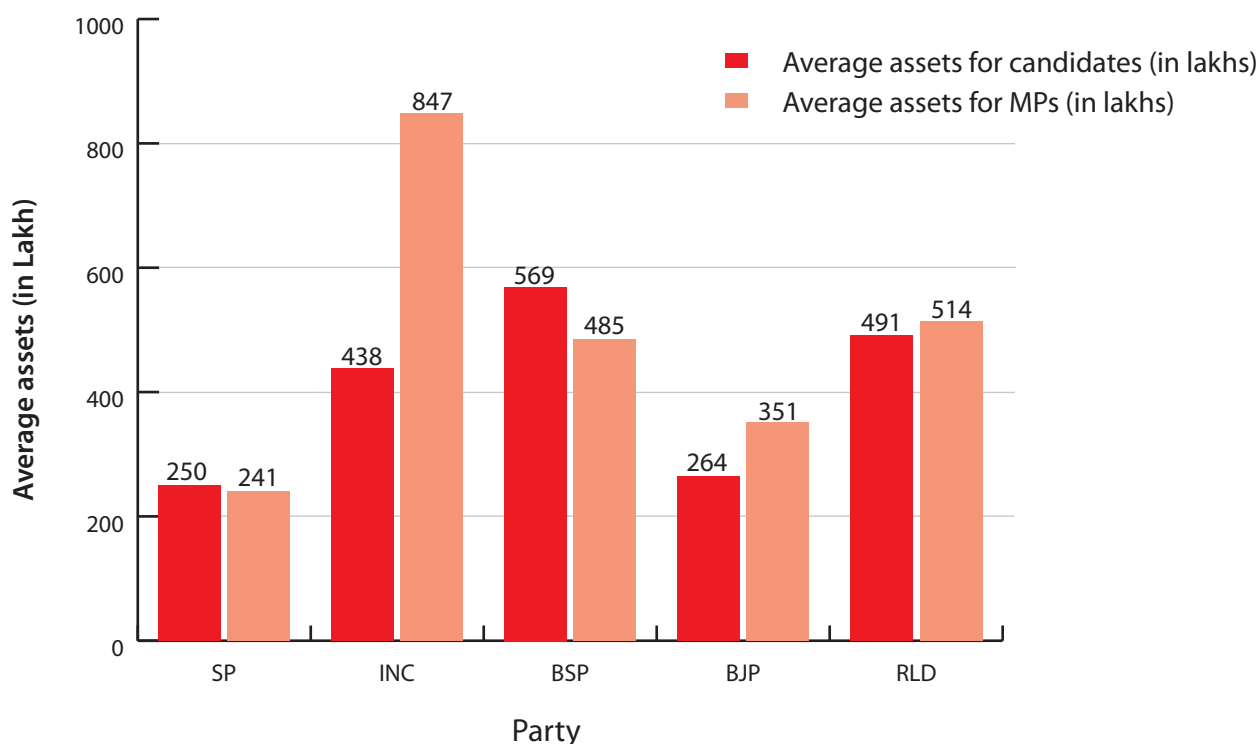
Average asset for a MP from SP is Rs 2 crores, for INC is Rs 8 crores, for BSP 4 crores followed by 3 crores for BJP.

**Table: Average assets for MPs**

Party	No of candidates	Average assets for candidates	No of MPs	Average assets for MPs
SP	75	Rs 2,49,96,474 ~ 2 Cror+	23	Rs 2,41,41,054 ~ 2 Cror+
INC*	69	Rs 4,37,76,978 ~ 4 Cror+	21	Rs 8,46,68,101 ~ 8 Cror+
BSP	80	Rs 5,68,70,548 ~ 5 Cror+	20	Rs 4,84,96,351 ~ 4 Cror+
BJP	71	Rs 2,64,08,458 ~ 2 Cror+	10	Rs 3,51,40,684 ~ 3 Cror+
RLD	7	Rs 4,91,39,263 ~ 4 Cror+	5	Rs 5,14,08,058 ~ 5 Cror+

\*This excludes one candidate with high assets of Rs 632 crores. If we include assets of this candidate too, the average assets for INC MPs from Uttar Pradesh will be Rs 13.47 (Rs 13,47,59,442 ) Crores.

**Figure: Comparison average assets for candidates & MPs in Lok Sabha 2009**



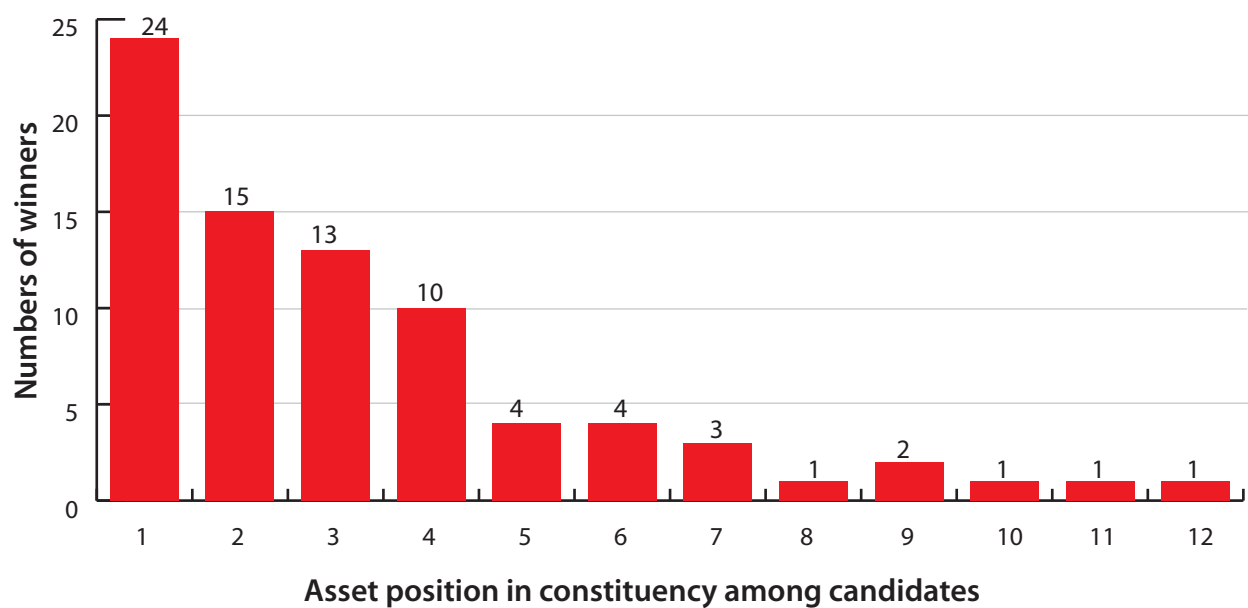
Asset position in constituency among candidates and chances of winning

The following table gives an analysis of asset position in constituency among candidates (highest asset to lowest asset) and their chances of winning. From 24 constituencies i.e. 30% constituencies, candidates with highest declared assets according to their own self sworn affidavits emerged as MPs. From 19% constituencies candidates with second highest declared assets won. The number of MPs kept decreasing according to their position based on assets in the constituency as per their self declared affidavits.

Table: Position in constituency based on assets and MPs

Position in constituency based on assets	Total MPs	% of MPs
1	24	30%
2	15	19%
3	13	16%
4	10	13%
5	4	5%
6	4	5%
7	3	4%
8	1	1%
9	2	3%
10	1	1%
11	1	1%
12	1	1%
24	1	1%
Grand Total	80	100%

Figure: Asset position in constituency among candidates and MPs



## Crorepati MPs – PAN not given

5 crorepati MPs from UP have not declared their PAN details even though their declarations are part of the affidavit. The names of these MPs are given below-

**Table: Crorepati MPs- PAN not given**

Name	Constituency	Party	Movable Assets (Rs)	Immovable Assets (Rs)	Total Assets (Rs)	PAN Given
GORAKH-NATH	Bhadohi	BSP	19,31,442	82,36,306	1,01,67,748 1 Cror+	N
HARSH VARDHAN	Maharajganj	INC	9,00,000	1,61,50,000	1,70,50,000 1 Cror+	N
JAGDAMBIKA PAL	Domariyaganj	INC	66,21,330	4,31,00,000	4,97,21,330 4 Cror+	N
RAJKUMARI RATNA SINGH	Pratapgarh	INC	62,28,48,635	5,54,22,000	67,82,70,635 67 Cror+	N
VINAY KUMAR ALIAS VINNU	Shrawasti	INC	3,18,200	1,54,25,000	1,57,43,200 1 Cror+	N

## Details of top 20 MPs based on maximum assets

The table given below is a list of MPs with top 20 highest assets.

S No	Name	Constituency	Party	Movable Assets (Rs)	Immovable Assets (Rs)	Total Assets (Rs)	PAN Given
1	RAJKUMARI RATNA SINGH	Pratapgarh	INC	62,28,48,635	5,54,22,000	67,82,70,635 67 Cror+	N
2	SURENDRA SINGH NAGAR	Gautam Budhha Nagar	BSP	25,11,04,300	24,09,80,000	49,20,84,300 49 Cror+	Y
3	ANNUTANDON	Unnao	INC	20,97,93,867	21,15,58,878	42,13,52,745 42 Cror+	Y
4	PRAVEEN SINGH ARON	Bareilly	INC	2,28,01,293	26,52,18,000	28,80,19,293 28 Cror+	Y
5	MANEKA GAN-DHI	Aonla	BJP	3,31,63,479	14,28,47,500	17,60,10,979 17 Cror+	Y
6	RAKESH PANDEY	Ambedkar Nagar	BSP	14,07,50,688	2,32,58,216	16,40,08,904 16 Cror+	Y
7	DEVENDRA NAGPAL	Amroha	RLD	3,41,32,712	9,82,93,000	13,24,25,712 13 Cror+	Y
8	JAYA PRADA NAHATA	Rampur	SP	1,84,90,118	11,30,00,000	13,14,90,118 13 Cror+	Y
9	DR.SANJAY SINGH	Sultanpur	INC	1,72,40,244	4,50,19,476	6,22,59,720 6 Cror+	Y
10	KADEER RANA	Muzaffarnagar	BSP	2,66,06,806	3,18,45,100	5,84,51,906 5 Cror+	Y
11	AJIT SINGH	Baghpat	RLD	1,65,02,462	4,17,30,000	5,82,32,462 5 Cror+	Y
12	DR. MURLI MANOHAR JOSHI	Varanasi	BJP	2,80,75,345	2,64,00,000	5,44,75,345 5 Cror+	Y
13	BRIJBHUSHAN SARAN SINGH	Kaiserganj	SP	11,37,885	5,24,00,000	5,35,37,885 5 Cror+	Y
14	JAGDAMBIKA PAL	Domariyaganj	INC	66,21,330	4,31,00,000	4,97,21,330 4 Cror+	N
15	FEROZE VARUN GANDHI	Pilibhit	BJP	1,71,42,810	3,21,25,000	4,92,67,810 4 Cror+	Y
16	AKHILESH YADAV	Kannauj	SP	3,09,01,095	1,76,81,107	4,85,82,202 4 Cror+	Y
17	AKHILESH YADAV	Firozabad	SP	3,09,01,094	1,35,08,463	4,44,09,557 4 Cror+	Y
18	VIJAY BAHADUR SINGH	Hamirpur	BSP	41,83,979	3,87,50,000	4,29,33,979 4 Cror+	Y
19	RAKESH SACHAN	Fatehpur	SP	1,60,14,941	2,49,40,655	4,09,55,596 4 Cror+	Y
20	KU. RATAN-JEET PRATAP NARAYAN SINGH	Kushi Nagar	INC	1,05,10,893	2,94,65,000	3,99,75,893 3 Cror+	Y

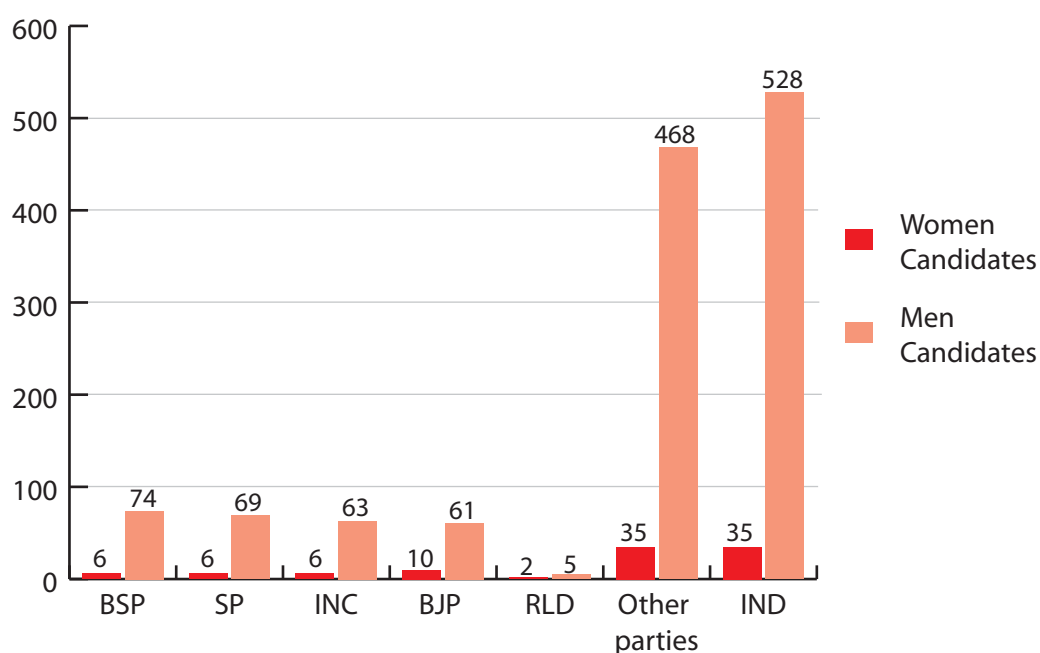
# Female representation in Lok Sabha 2009 elections

Out of 1368 candidates only 100 or 7.31% women contested Lok Sabha elections from UP. Out of these 100 only 12 or 15% emerged as MPs. The party wise break up for female candidates and MPs vis a vis male candidates and MPs is as below-

**Table: Party wise female representation analysis**

	BSP	SP	INC	BJP	RLD	Other parties	IND	Total
<b>Women</b>								
Candidates	6	6	6	10	2	35	35	100
MPs	4	3	3	1	1	0	0	12
% Women candidates	8%	8%	9%	14%	29%	7%	6%	7%
% Women MPs	20%	13%	14%	10%	20%	0%	0%	15%
<b>Men</b>								
Candidates	74	69	63	61	5	468	528	1268
MPs	16	20	18	9	4	0	1	68
% Men candidates	93%	92%	91%	86%	71%	93%	94%	93%
% Men MPs	80%	87%	86%	90%	80%	0%	100%	85%
<b>Total</b>								
Candidates	80	75	69	71	7	503	563	1368
MPs	20	23	21	10	5	0	1	80

**Figure: Candidate distribution based on gender**



# Full asset details for MPs Lok Sabha 2009

## Assets for all MPs from Uttar Pradesh in Lok Sabha 2009

S. No.	Name	Constituency	Party	Age	Total Assets (Rs)	Movable Assets (Rs)	Immovable Assets (Rs)	Liabilities (Rs.)	PAN Given
1	RAJKUMARI RATNA SINGH	Pratapgarh	INC	49	67,82,70,635 67 Cror+	62,28,48,635 62 Cror+	5,54,22,000 5 Cror+	0	N
2	SURENDRA SINGH NAGAR	Gautam Budhha Nagar	BSP	44	49,20,84,300 49 Cror+	25,11,04,300 25 Cror+	24,09,80,000 24 Cror+	0	Y
3	ANNUTANDON	Unnao	INC	51	42,13,52,745 42 Cror+	20,97,93,867 20 Cror+	21,15,58,878 21 Cror+	0	Y
4	PRAVEEN SINGH ARON	Bareilly	INC	50	28,80,19,293 28 Cror+	2,28,01,293 2 Cror+	26,52,18,000 26 Cror+	3,26,22,036 3 Cror+	Y
5	MANEKA GANDHI	Aonla	BJP	52	17,60,10,979 17 Cror+	3,31,63,479 3 Cror+	14,28,47,500 14 Cror+	0	Y
6	RAKESH PANDEY	Ambedkar Nagar	BSP	55	16,40,08,904 16 Cror+	14,07,50,688 14 Cror+	2,32,58,216 2 Cror+	0	Y
7	DEVENDRA NAGPAL	Amroha	RLD	38	13,24,25,712 13 Cror+	3,41,32,712 3 Cror+	9,82,93,000 9 Cror+	79,60,788 79 Lacs+	Y
8	JAYA PRADA NAHATA	Rampur	SP	45	13,14,90,118 1 3 Cror+	1,84,90,118 1 Cror+	11,30,00,000 11 Cror+	7,59,000 7 Lacs+	Y
9	DR.SANJAY SINGH	Sultanpur	INC	55	6,22,59,720 6 Cror+	1,72,40,244 1 Cror+	4,50,19,476 4 Cror+	2,40,000 2 Lacs+	Y
10	KADEER RANA	Muzaffarnagar	BSP	45	5,84,51,906 5 Cror+	2,66,06,806 2 Cror+	3,18,45,100 3 Cror+	0	Y
11	AJIT SINGH	Baghpat	RLD	70	5,82,32,462 5 Cror+	1,65,02,462 1 Cror+	4,17,30,000 4 Cror+	13,077 13 Thou+	Y
12	DR. MURLI MANOHAR JOSHI	Varanasi	BJP	73	5,44,75,345 5 Cror+	2,80,75,345 2 Cror+	2,64,00,000 2 Cror+	2,05,768 2 Lacs+	Y
13	BRIJBHUSHAN SARAN SINGH	Kaiserganj	SP	52	5,35,37,885 5 Cror+	11,37,885 11 Lacs+	5,24,00,000 5 Cror+	0	Y

S. No.	Name	Constituency	Party	Age	Total Assets (Rs)	Movable Assets (Rs)	Immovable Assets (Rs)	Liabilities (Rs.)	PAN Given
14	JAGDAMBIKA PAL	Domariyaganj	INC	59	4,97,21,330 4 Cror+	66,21,330 66 Lacs+	4,31,00,000 4 Cror+	45,66,564 45 Lacs+	N
15	FEROZE VARUN GANDHI	Pilibhit	BJP	29	4,92,67,810 4 Cror+	1,71,42,810 1 Cror+	3,21,25,000 3 Cror+	0	Y
16	AKHILESH YADAV	Kannauj	SP	35	4,85,82,202 4 Cror+	3,09,01,095 3 Cror+	1,76,81,107 1 Cror+	77,26,354 77 Lacs+	Y
17	AKHILESH YADAV	Firozabad	SP	35	4,44,09,557 4 Cror+	3,09,01,094 3 Cror+	1,35,08,463 1 Cror+	77,26,354 77 Lacs+	Y
18	VIJAY BAHADUR SINGH	Hamirpur	BSP	65	4,29,33,979 4 Cror+	41,83,979 41 Lacs+	3,87,50,000 3 Cror+	6,23,689 6 Lacs+	Y
19	RAKESH SACHAN	Fatehpur	SP	53	4,09,55,596 4 Cror+	1,60,14,941 1 Cror+	2,49,40,655 2 Cror+	0	Y
20	KU. RATANJEET PRATAP NARAYAN SINGH	Kushi Nagar	INC	45	3,99,75,893 3 Cror+	1,05,10,893 1 Cror+	2,94,65,000 2 Cror+	1,00,000 1 Lacs+	Y
21	SANJAY SINGH CHAUHAN	Bijnor	RLD	48	3,53,52,625 3 Cror+	34,52,625 34 Lacs+	3,19,00,000 3 Cror+	52,54,245 52 Lacs+	Y
22	R. K. SINGH PATEL	Banda	SP	49	3,41,07,955 3 Cror+	1,23,14,455 1 Cror+	2,17,93,500 2 Cror+	0	Y
23	RAJ KUMARI CHAUHAN	Aligarh	BSP	46	3,40,34,506 3 Cror+	58,13,506 58 Lacs+	2,82,21,000 2 Cror+	0	Y
24	KUNWAR JITIN PRASAD	Dhaurahra	INC	36	3,26,56,975 3 Cror+	1,10,56,975 1 Cror+	2,16,00,000 2 Cror+	0	Y
25	BHISMA SHAN-KAR ALIAS KUSH-AL TIWARI	Sant Kabir Nagar	BSP	44	3,17,56,944 3 Cror+	30,62,944 30 Lacs+	2,86,94,000 2 Cror+	11,78,640 11 Lacs+	Y
26	SRI PRAKASH JAISWAL	Kanpur	INC	64	3,07,67,980 3 Cror+	1,55,67,980 1 Cror+	1,52,00,000 1 Cror+	0	Y



S. No.	Name	Constituency	Party	Age	Total Assets (Rs)	Movable Assets (Rs)	Immovable Assets (Rs)	Liabilities (Rs.)	PAN Given
27	JAYANT K SINGH	Mathura	RLD	30	3,02,04,219 3 Cror+	2,33,99,719 2 Cror+	68,04,500 68 Lacs+	0	Y
28	SUSHILA SAROJ	Mohanlalganj	SP	58	2,86,80,230 2 Cror+	64,71,585 64 Lacs+	2,22,08,645 2 Cror+	24,52,429 24 Lacs+	Y
29	NEERAJ SHEKHAR	Ballia	SP	40	2,77,18,262 2 Cror+	1,55,18,262 1 Cror+	1,22,00,000 1 Cror+	1,51,00,000 1 Cror+	Y
30	RAMAKANT YA- DAV	Azamgarh	BJP	49	2,72,94,000 2 Cror+	1,22,94,000 1 Cror+	1,50,00,000 1 Cror+	0	Y
31	SEEMA UPAD- HAYAT	Fatehpur Sikri	BSP	44	2,65,45,096 2 Cror+	72,23,096 72 Lacs+	1,93,22,000 1 Cror+	15,95,708 15 Lacs+	Y
32	SALMAN KHUR- SHEED	Farrukhabad	INC	56	2,61,40,421 2 Cror+	1,29,20,421 1 Cror+	1,32,20,000 1 Cror+	30,13,200 30 Lacs+	Y
33	MOHAMMED AZHARUDDIN	Moradabad	INC	46	2,52,33,948 2 Cror+	1,32,33,948 1 Cror+	1,20,00,000 1 Cror+	5,65,160 5 Lacs+	Y
34	GORAKH PRASAD JAISWAL	Deoria	BSP	72	2,42,17,040 2 Cror+	91,17,040 91 Lacs+	1,51,00,000 1 Cror+	0	Y
35	RAHUL GANDHI	Amethi	INC	38	2,32,74,706 2 Cror+	30,71,351 30 Lacs+	2,02,03,355 2 Cror+	40,85,591 40 Lacs+	Y
36	BAL KUMAR PATEL	Mirzapur	SP	48	2,29,78,000 2 Cror+	89,78,000 89 Lacs+	1,40,00,000 1 Cror+	1,16,95,272 1 Cror+	Y
37	MULAYAM SINGH YADAV	Mainpuri	SP	69	2,23,99,310 2 Cror+	1,50,25,156 1 Cror+	73,74,154 73 Lacs+	0	Y
38	RADHEY MOHAN SINGH	Ghazipur	SP	43	2,20,62,609 2 Cror+	61,82,609 61 Lacs+	1,58,80,000 1 Cror+	17,52,447 17 Lacs+	Y
39	LAL JI TANDON	Lucknow	BJP	73	2,17,00,160 2 Cror+	66,60,160 66 Lacs+	1,50,40,000 1 Cror+	0	Y
40	BENI PRASAD VERMA	Gonda	INC	68	1,99,13,574 1 Cror+	7,55,574 7 Lacs+	1,91,58,000 1 Cror+	80,932 80 Thou+	Y
41	JAGDISH SINGH RANA	Saharanpur	BSP	53	1,88,67,277 1 Cror+	23,67,277 23 Lacs+	1,65,00,000 1 Cror+	2,98,187 2 Lacs+	Y

S. No.	Name	Constituency	Party	Age	Total Assets (Rs)	Movable Assets (Rs)	Immovable Assets (Rs)	Liabilities (Rs.)	PAN Given
42	ARVIND KUMAR CHAUDHARY	Basti	BSP	43	1,86,43,936 1 Cror+	1,21,06,936 1 Cror+	65,37,000 65 Lacs+	0	Y
43	KUNWAR REWATI RAMAN SINGH ALIAS MANI JI	Allahabad	SP	65	1,84,00,164 1 Cror+	37,33,164 37 Lacs+	1,46,67,000 1 Cror+	2,26,475 2 Lacs+	Y
44	HARSH VARDHAN	Maharajganj	INC	61	1,70,50,000 1 Cror+	9,00,000 9 Lacs+	1,61,50,000 1 Cror+	11,12,000 11 Lacs+	N
45	VINAY KUMAR ALIAS VINNU	Shrawasti	INC	45	1,57,43,200 1 Cror+	3,18,200 3 Lacs+	1,54,25,000 1 Cror+	5,89,157 5 Lacs+	N
46	RAJNATH SINGH	Ghaziabad	BJP	57	1,45,36,703 1 Cror+	45,14,703 5 Lacs+	1,00,22,000 1 Cror+	0	Y
47	PL.PUNIA	Barabanki	INC	64	1,40,47,833 1 Cror+	65,47,833 65 Lacs+	75,00,000 75 Lacs+	0	Y
48	SONIA GANDHI	Rae bareli	INC	62	1,37,94,768 1 Cror+	1,17,70,468 1 Cror+	20,24,300 20 Lacs+	0	Y
49	SHAILENDRA KUMAR	Kaushambi	SP	51	1,21,28,999 1 Cror+	6,29,000 6 Lacs+	1,14,99,999 1 Cror+	21,00,000 21 Lacs+	Y
50	TABASSUM BE-GAM	Kairana	BSP	39	1,16,67,328 1 Cror+	18,17,328 18 Lacs+	98,50,000 98 Lacs+	0	Y
51	GORAKHNATH	Bhadohi	BSP	56	1,01,67,748 1 Cror+	19,31,442 19 Lacs+	82,36,306 82 Lacs+	4,33,968 4 Lacs+	N
52	USHA VERMA	Hardoi	SP	43	1,01,11,699 1 Cror+	6,86,699 6 Lacs+	94,25,000 94 Lacs+	5,02,822 5 Lacs+	Y
53	MITHLESH	Shahjahanpur	SP	48	85,35,655 85 Lacs+	45,18,655 45 Lacs+	40,17,000 40 Lacs+	10,45,441 10 Lacs+	Y
54	DR. BALIRAM	Lalganj	BSP	56	80,03,128 80 Lacs+	9,25,864 9 Lacs+	70,77,264 70 Lacs+	6,38,922 6 Lacs+	Y
55	DR. SHAFIQUK RAHMAN BARQ	Sambhal	BSP	76	70,59,763 70 Lacs+	27,09,763 27 Lacs+	43,50,000 43 Lacs+	0	Y

S. No.	Name	Constituency	Party	Age	Total Assets (Rs)	Movable Assets (Rs)	Immovable Assets (Rs)	Liabilities (Rs.)	PAN Given
56	NIRMAL KHATRI	Faizabad	INC	58	66,70,000 66 Lacs+	11,70,000 11 Lacs+	55,00,000 55 Lacs+	5,771 5 Thou+	Y
57	KAISAR JAHAN	Sitapur	BSP	35	65,53,956 65 Lacs+	43,65,956 43 Lacs+	21,88,000 21 Lacs+	4,896 4 Thou+	Y
58	ASHOK KUMAR RAWAT	Misrikh	BSP	42	62,21,049 62 Lacs+	29,21,049 29 Lacs+	33,00,000 33 Lacs+	665426 6 Lacs+	Y
59	GHANSYAM ANURAGI	Jalaun	SP	35	61,25,833 61 Lacs+	31,75,833 31 Lacs+	29,50,000 29 Lacs+	2,00,000 2 Lacs+	Y
60	DHARMENDRA YADAV	Badaun	SP	30	56,82,299 56 Lacs+	46,29,445 46 Lacs+	10,52,854 10 Lacs+	98,000 98 Thou+	Y
61	TUFANI SAROJ	Machhlisahr	SP	48	53,36,163 53 Lacs+	6,38,124 6 Lacs+	46,98,039 46 Lacs+	0	Y
62	RAMKISHUN	Chandauli	SP	49	46,72,785 46 Lacs+	7,51,964 7 Lacs+	39,20,821 39 Lacs+	0	N
63	RAJARAM PAL	Akbarpur	INC	48	44,00,000 44 Lacs+	4,00,000 4 Lacs+	40,00,000 40 Lacs+	8,38,099 8 Lacs+	Y
64	DHANANJAY SINGH	Jaunpur	BSP	33	43,62,656 43 Lacs+	43,62,656 43 Lacs+	0	6,78,982 6 Lacs+	Y
65	PREMDAS	Etawah	SP	49	42,28,828 42 Lacs+	5,23,828 5 Lacs+	37,05,000 37 Lacs+	0	N
66	ZAFAR ALI NAQVI	Kheri	INC	61	39,79,881 39 Lacs+	12,97,381 12 Lacs+	26,82,500 26 Lacs+	0	Y
67	KALIYAN SINGH	Etah	IND	54	38,80,000 38 Lacs+	3,80,000 3 Lacs+	35,00,000 35 Lacs+	0	N
68	PRADEEP KUMAR JAIN	Jhansi	INC	46	33,83,718 33 Lacs+	19,91,718 19 Lacs+	13,92,000 13 Lacs+	0	Y
69	RAJENDRA AGAR-WAL	Meerut	BJP	59	27,60,630 27 Lacs+	27,60,630 27 Lacs+	0	3,15,620 3 Lacs+	N

S. No.	Name	Constituency	Party	Age	Total Assets (Rs)	Movable Assets (Rs)	Immovable Assets (Rs)	Liabilities (Rs.)	PAN Given
70	RAMASHANKAR RAJBHAR	Salempur	BSP	48	23,05,500 23 Lacs+	3,05,500 3 Lacs+	20,00,000 20 Lacs+	0	N
71	ADITYA NATH	Gorakhpur	BJP	36	21,82,212 21 Lacs+	21,82,212 21 Lacs+	0	0	Y
72	DARA SINGH CHAUHAN	Ghosi	BSP	50	20,42,000 20 Lacs+	6,42,000 6 Lacs+	14,00,000 14 Lacs+	9,27,848 9 Lacs+	N
73	PAKAURI LAL	Robertsganj	SP	57	17,62,515 17 Lacs+	8,12,515 8 Lacs+	9,50,000 9 Lacs+	0	N
74	KAMLESH PAS-WAN	Bansgaon	BJP	33	16,68,000 16 Lacs+	8,98,000 8 Lacs+	7,70,000 7 Lacs+	0	Y
75	DR. RAMSHAN-KAR	Agra	BJP	43	15,11,000 15 Lacs+	12,11,000 12 Lacs+	3,00,000 3 Lacs+	6,39,959 6 Lacs+	Y
76	KAMAL KISHOR	Bahraich	INC	57	13,73,495 13 Lacs+	2,76,495 2 Lacs+	10,97,000 10 Lacs+	0	N
77	SARIKA SINGH	Hathras	RLD	29	8,25,272 8 Lacs+	8,25,272 8 Lacs+	0	0	N
78	YASHVIR SINGH	Nagina	SP	36	7,84,562 7 Lacs+	3,84,562 3 Lacs+	4,00,000 4 Lacs+	0	N
79	KAMLESH	Bulandshahr	SP	39	5,53,005 5 Lacs+	4,28,005 4 Lacs+	1,25,000 1 Lacs+	0	Y
80	KAPIL MUNI KAR-WARIYA*	Phulpur	BSP	42	0	0	0	0	Y

(\*) indicates the details in the affidavit were not filled by the candidate.

# Full details of pending criminal cases on MPs from Uttar Pradesh

S. No.	Name	State/ Dist	Constituency	Party	Age	Serious IPC Counts	No of Cases in which Accused	No. of Cases in which Convicted	Total			
1	BAL KUMAR PATEL	UTTAR PRADESH	Mirzapur	SP	48	14	10	0	10			
Cases (Accused)  1. IPC Sections - 147,506 , Other Details - 14A/06 2. IPC Sections - 147,148,149,302,364,201 , Other Details - 14 DA Act 3. IPC Sections - 420,467,468,471 , Other Details - 652/07 4. IPC Sections - 420,467,468,471 , Other Details - 653/07 5. IPC Sections - , Other Details - 25/27/30 Arms Act, Case no. 654/07 6. IPC Sections - , Other Details - Case no. 655/07 ,25/27/30 Arms Act 7. IPC Sections - , Other Details - Case no. 656/07, 25/27/30 Arms Act 8. IPC Sections - 147, 148,149,447,448,504,506 , Other Details - 2/3 UP Gangster Act, Case no. 658/07 9. IPC Sections - 420,467,468,471 , Other Details - 10. IPC Sections - 406 , Other Details - Case no. 807/07			Serious IPC Frequency Table									
			Serious IPC Sections		Number of Times they appear for this candidate							
			467		3							
			468		3							
			471		3							
			420		3							
			302		1							
			364		1							
			Total		14							
			IPC Section		Description							
			147		rioting							
			148		Rioting, armed with deadly weapon							
			149		Every member of unlawful assembly guilty of offence committed in prosecution of common object							
			201		Causing disappearance of evidence of offence, or giving false information to screen offender							
			302		Murder							
			364		Kidnapping or abducting in order to murder							
			406		criminal breach of trust							
			420		Cheating and dishonestly inducing delivery of property							
			447		criminal trespass							
			448		house-trespass							
			467		Forgery of valuable security, will, etc.							
			468		Forgery for purpose of cheating							
			Cases (Convicted) -----No Cases----			471		Using as genuine a forged document or electronic record				
						504		Intentional insult with intent to provoke breach of the peace				
						506		criminal intimidation				

S. No.	Name	State/ Dist	Constituency	Party	Age	Serious IPC Counts	No of Cases in which Ac-cused	No. of Cases in which Con-victed	Total			
2	KAPIL MUNI KARWARIYA	UTTAR PRADESH	Phulpur	BSP	42	8	4	0	4			
Cases (Accused)  1. IPC Sections - 147,148,149,302,307,34 , Other De-tails - 7C.L.A 2. IPC Sections - , Other Details - 21(4)KHAN EVUM KHANIJ VINIMAY EVUM VIKAS ADHINIYAM 3. IPC Sections - 420,379,411 , Other Details - KHANIJ PARIHAAR NIYUMAWALI 4. IPC Sections - 379,419,420,506 , Other Details - 21(1) (2),MINES MINERAL ACT & IPC			Serious IPC Frequency Table									
			Serious IPC Sections		Number of Times they appear for this candidate							
			379		2							
			420		2							
			411		1							
			419		1							
			302		1							
			307		1							
			Total		8							
			IPC Section		Description							
			34		Acts done by several persons in furtherance of common intention							
			147		rioting							
			148		Rioting, armed with deadly weapon							
			149		Every member of unlawful assembly guilty of offence committed in prosecution of common object							
			302		Murder							
			307		Attempt to murder							
			Cases (Convicted) -----No Cases----			379		theft				
						411		Dishonestly receiving stolen property				
						419		cheating by personation				
420		Cheating and dishonestly inducing delivery of property										
506		criminal intimidation										
S. No.	Name	State/ Dist	Constituency	Party	Age	Serious IPC Counts	No of Cases in which Ac-cused	No. of Cases in which Con-victed	Total			
3	RAMKISHUN	UTTAR PRADESH	Chandauli	SP	49	5	10	0	10			
			Serious IPC Frequency Table									
			Serious IPC Sections		Number of Times they appear for this candidate							
			307		3							

Cases (Accused)	325	1
	293	1
1. IPC Sections - IPC 143,341,286,283 , Other Details -	<b>Total</b>	<b>5</b>
2. IPC Sections - IPC 147,148,149,323,504,506,325 , Other Details -		
3. IPC Sections - IPC 147,148, 323,504,506 , Other Details - 3 (1)X SC/ST ACT	<b>IPC Section</b>	<b>Description</b>
4. IPC Sections - IPC 147,336,228,307,332,427 , Other Details - 3/4 Damage of public Property Act, 7 kg Amendment Act	143	Being member of an unlawful assembly
5. IPC Sections - IPC 147,332,293,337,336,427 , Other Details -	147	rioting
6. IPC Sections - IPC 188,171 , Other Details -	148	Rioting, armed with deadly weapon
7. IPC Sections - IPC 188,171 , Other Details -	149	Every member of unlawful assembly guilty of offence committed in prosecution of common object
8. IPC Sections - IPC 147,148,149,307,323,427,332,335 ,337,336,504,506 , Other Details - 7 kg Amendment Act	171	Wearing grab or carrying token used by public servant with fraudulent intent
9. IPC Sections - IPC 147,148,307,332,427 , Other Details - 7 kg Amendment Act	188	Disobedience to order duly promulgated by public servant
10. IPC Sections - IPC 323,504 , Other Details -	228	Intentional insult or interruption to public servant sitting in judicial proceeding
	283	Danger or obstruction in public way or line of navigation
	286	Negligent conduct with respect to explosive substance
	293	Sale, etc., of obscene objects to young person
	307	Attempt to murder
	323	voluntarily causing hurt
	325	voluntarily causing grievous hurt
	332	Voluntarily causing hurt to deter public servant from his duty
Cases (Convicted) -----No Cases-----	335	Voluntarily causing grievous hurt on provocation: -
	336	Act endangering life or personal safety of others
	337	Causing hurt by act endangering life or personal safety of others
	341	wrongful restraint
	427	Mischief causing damage to the amount of fifty rupees
	504	Intentional insult with intent to provoke breach of the peace
	506	criminal intimidation

S. No.	Name	State/ Dist	Constituency	Party	Age	Serious IPC Counts	No of Cases in which Accused	No. of Cases in which Convicted	Total
4	FEROZE VARUN GANDHI	UTTAR PRADESH	Pilibhit	BJP	29	5	6	0	6
Cases (Accused)  1. IPC Sections - 332,352,504,506 , Other Details - 2. IPC Sections - 153A,188,295A,505(2) , Other Details - 125 R.P. ACT 3. IPC Sections - 153A,188,295A,505(2) , Other Details - 125 R.P.ACT 4. IPC Sections - 147,148,149,307,427,336,332,188 , Other Details - 7 C.L.A. ACT & 125 R. P.ACT 5. IPC Sections - 147,148,323,504,506,427 , Other Details - 6. IPC Sections - , Other Details - 3 N.S. ACT			Serious IPC Frequency Table						
			Serious IPC Sections		Number of Times they appear for this candidate				
			153A		2				
			295A		2				
			307		1				
			Total		5				
			IPC Section		Description				
			147		rioting				
			148		Rioting, armed with deadly weapon				
			149		Every member of unlawful assembly guilty of offence committed in prosecution of common object				
			153A		Promoting enmity between different groups on grounds of religion, race, place of birth, residence, language, etc., and doing acts prejudicial to maintenance of harmony				
			188		Disobedience to order duly promulgated by public servant				
			295A		Deliberate and malicious acts, intended to outrage religious feelings or any class by insulting its religion or religious beliefs				
			307		Attempt to murder				
			323		voluntarily causing hurt				
			332		Voluntarily causing hurt to deter public servant from his duty				
			336		Act endangering life or personal safety of others				
			352		assault or criminal force otherwise than on grave provocation				
			427		Mischief causing damage to the amount of fifty rupees				
			504		Intentional insult with intent to provoke breach of the peace				
			506		criminal intimidation				
Cases (Convicted) -----No Cases-----									



S. No.	Name	State/ Dist	Constituency	Party	Age	Serious IPC Counts	No of Cases in which Ac-cused	No. of Cases in which Con-victed	Total
5	RAMAKANT YADAV	UTTAR PRADESH	Azamgarh	BJP	49	4	11	0	11
Cases (Accused)  1. IPC Sections - 336,353,504,506 , Other Details - 2. IPC Sections - 323,504.,506 , Other Details - 3. IPC Sections - 323,325,504,506 , Other Details - 4. IPC Sections - 353,504,506 , Other Details - 5. IPC Sections - 302 , Other Details - 6. IPC Sections - 302 , Other Details - 7. IPC Sections - 307,147,148,149 , Other Details - 8. IPC Sections - , Other Details - 3(1) Gangster Act 9. IPC Sections - , Other Details - 3(1) Gangster Act 10. IPC Sections - 452,323,504,506 , Other Details - 11. IPC Sections - , Other Details - 3(1)(10)SC.ST. ACT			Serious IPC Frequency Table						
			Serious IPC Sections			Number of Times they appear for this candidate			
			302			2			
			325			1			
			307			1			
			Total			4			
			IPC Section			Description			
			147			rioting			
			148			Rioting, armed with deadly weapon			
			149			Every member of unlawful assembly guilty of offence committed in prosecution of common object			
			302			Murder			
			307			Attempt to murder			
			323			voluntarily causing hurt			
Cases (Convicted) -----No Cases-----			325			voluntarily causing grievous hurt			
			336			Act endangering life or personal safety of others			
			353			Assault or criminal force to deter public servant from discharge of his duty			
			452			House-trespass after preparation for hurt, assault or wrongful restraint			
			504			Intentional insult with intent to provoke breach of the peace			
			506			criminal intimidation			
S. No.	Name	State/ Dist	Constituency	Party	Age	Serious IPC Counts	No of Cases in which Ac-cused	No. of Cases in which Con-victed	Total
6	VINAY KUMAR ALIAS VINNU	UTTAR PRADESH	Shrawasti	INC	45	4	9	0	9
			Serious IPC Frequency Table						
			Serious IPC Sections			Number of Times they appear for this candidate			
			307			2			

Cases (Accused)  1. IPC Sections - 307,341 , Other Details - 2. IPC Sections - 143,353,504,506 , Other Details - 3. IPC Sections - 143,225,353,224 , Other Details - 4. IPC Sections - 323,504,506 , Other Details - 5. IPC Sections - 147,323,504,307 , Other Details - 131 LOK PRATINIDHITVA ADHINIUM 6. IPC Sections - 304,34 , Other Details - 7. IPC Sections - 395 , Other Details - 8. IPC Sections - 147,323,504,506 , Other Details - 9. IPC Sections - 290,283,188 , Other Details - 34 PO- LICE ACT AND 210,211 ,236,268 MUNICIPAL COPO- RATION ACT			304	1					
			395	1					
			<b>Total</b>	<b>4</b>					
			<b>IPC Section</b>	<b>Description</b>					
			34	Acts done by several persons in furtherance of common intention					
			143	Being member of an unlawful assembly					
			147	rioting					
			188	Disobedience to order duly promulgated by public servant					
			224	Resistance or obstruction by a person to his lawful apprehension					
			225	Resistance or obstruction to lawful apprehension of another person					
			283	Danger or obstruction in public way or line of navigation					
			290	public nuisance in cases not otherwise provided for					
			304	culpable homicide not amounting to murder					
			307	Attempt to murder					
			323	voluntarily causing hurt					
			341	wrongful restraint					
			353	Assault or criminal force to deter public servant from discharge of his duty					
			395	dacoity					
			504	Intentional insult with intent to provoke breach of the peace					
			506	criminal intimidation					
Cases (Convicted) -----No Cases-----									
S. No.	Name	State/ Dist	Constituency	Party	Age	Serious IPC Counts	No of Cases in which Accused	No. of Cases in which Convicted	Total
7	BRIJBHUSHAN SARAN SINGH	UTTAR PRADESH	Kaiser-ganj	SP	52	4	2	0	2
Cases (Accused)			<b>Serious IPC Frequency Table</b>						
1. IPC Sections - 147,153,153A,332,338,295,297,395,397 , Other Details - 2. IPC Sections - 147, 148, 149, 307 , Other Details - 27 Arms Act			<b>Serious IPC Sections</b>		<b>Number of Times they appear for this candidate</b>				
			307		1				
			153A		1				
			295		1				
			<b>395</b>		<b>1</b>				
			<b>Total</b>		<b>4</b>				

Cases (Convicted) -----No Cases-----			IPC Section		Description				
			147		rioting				
			148		Rioting, armed with deadly weapon				
			149		Every member of unlawful assembly guilty of offence committed in prosecution of common object				
			153		Wantonly giving provocation with intent to cause riot-if rioting be committed-if not committed				
			153A		Promoting enmity between different groups on grounds of religion, race, place of birth, residence, language, etc., and doing acts prejudicial to maintenance of harmony				
			295		Injuring or defiling place of worship with intent to insult the religion of any class				
			297		Trespassing on burial places, etc.				
			307		Attempt to murder				
			332		Voluntarily causing hurt to deter public servant from his duty				
			338		Causing grievous hurt by act endangering life or personal safety of others				
			395		dacoity				
S. No.	Name	State/ Dist	Constituency	Party	Age	Serious IPC Counts	No of Cases in which Accused	No. of Cases in which Convicted	Total
8	RAJKUMARI RATNA SINGH	UTTAR PRADESH	Pratapgarh	INC	49	3	6	0	6
Cases (Accused)  1. IPC Sections - U/S188 , Other Details - 2. IPC Sections - U/S 323/504/506 , Other Details - 3. IPC Sections - , Other Details - U/S136(2)RP ACT 4. IPC Sections - , Other Details - 61/98,/62/98,/63/98,64/98 5. IPC Sections - 307,504,506, , Other Details - U/S 482 CRP 6. IPC Sections - U/S307/392 , Other Details -			Serious IPC Frequency Table						
			Serious IPC Sections		Number of Times they appear for this candidate				
			307		2				
			392		1				
			Total		3				
			IPC Section		Description				
			188		Disobedience to order duly promulgated by public servant				
			307		Attempt to murder				
			323		voluntarily causing hurt				
			392		robbery				
			Cases (Convicted) -----No Cases-----			504		Intentional insult with intent to provoke breach of the peace	
506		criminal intimidation							

S. No.	Name	State/ Dist	Constituency	Party	Age	Serious IPC Counts	No of Cases in which Ac-cused	No. of Cases in which Con-victed	Total
9	DEVENDRA NAGPAL	UTTAR PRADESH	Amroha	RLD	38	3	6	0	6
Cases (Accused)  1. IPC Sections - , Other Details - 127(A)R.P.Act 2. IPC Sections - , Other Details - 127(A)R.P.Act 3. IPC Sections - , Other Details - 127(A)R.P.Act 4. IPC Sections - 170, 419, 420, 384, 120(B) , Other Details - 5. IPC Sections - 188 , Other Details - 144 Cr.P.C. 6. IPC Sections - 171(J),427 , Other Details - 127(A)(1), 127(A)(2),127(A)(2)(B)R.P.Act			Serious IPC Frequency Table						
			Serious IPC Sections		Number of Times they appear for this candidate				
			419		1				
			420		1				
			384		1				
			Total		3				
			IPC Section		Description				
			120B		Punishment of criminal conspiracy				
			170		Personating a public servant				
			188		Disobedience to order duly promulgated by public servant				
			384		extortion				
			419		cheating by personation				
Cases (Convicted) -----No Cases-----			420		Cheating and dishonestly inducing delivery of property				
			427		Mischief causing damage to the amount of fifty rupees				
S. No.	Name	State/ Dist	Constituency	Party	Age	Serious IPC Counts	No of Cases in which Ac-cused	No. of Cases in which Con-victed	Total
10	KADEER RANA	UTTAR PRADESH	Muzaf-farnagar	BSP	45	3	4	0	4
Cases (Accused)  IPC Sections - 188, 353, 332, 392 , Other Details - IPC Sections - 147, 148, 149, 188, 307, 332, 336, 353, 341, 342, 427, 436 , Other Details - 7 CRIMINAL LAW ACT, 3 DAMAGIJ TO PUBLIC PROPERTY ACT IPC Sections - 147, 148, 149, 302, 323, 506, 34 , Other Details - IPC Sections - 171 , Other Details -			Serious IPC Frequency Table						
			Serious IPC Sections		Number of Times they appear for this candidate				
			392		1				
			307		1				
			302		1				
			Total		3				
			IPC Section		Description				
			34		Acts done by several persons in furtherance of common intention				
			147		rioting				

Cases (Convicted) -----No Cases-----			148	Rioting, armed with deadly weapon						
			149	Every member of unlawful assembly guilty of offence committed in prosecution of common object						
			171	Wearing grab or carrying token used by public servant with fraudulent intent						
			188	Disobedience to order duly promulgated by public servant						
			302	Murder						
			307	Attempt to murder						
			323	voluntarily causing hurt						
			332	Voluntarily causing hurt to deter public servant from his duty						
			336	Act endangering life or personal safety of others						
			341	wrongful restraint						
			342	wrongful Confinement						
			353	Assault or criminal force to deter public servant from discharge of his duty						
			392	robbery						
			427	Mischief causing damage to the amount of fifty rupees						
			436	Mischief by fire or explosive substance with intent to destroy house, etc.						
			506	criminal intimidation						
S. No.	Name	State/ Dist	Constituency	Party	Age	Serious IPC Counts	No of Cases in which Accused	No. of Cases in which Convicted	Total	
11	ADITYA NATH	UTTAR PRADESH	Gorakhpur	BJP	36	3	2	0	2	
Cases (Accused)			Serious IPC Frequency Table							
			Serious IPC Sections		Number of Times they appear for this candidate					
			307		1					
			302		1					
			295		1					
			Total		3					
			IPC Section		Description					
			147		rioting					

Cases (Convicted) -----No Cases-----			148	Rioting, armed with deadly weapon					
			149	Every member of unlawful assembly guilty of offence committed in prosecution of common object					
			295	Injuring or defiling place of worship with intent to insult the religion of any class					
			297	Trespassing on burial places, etc.					
			302	Murder					
			307	Attempt to murder					
			427	Mischief causing damage to the amount of fifty rupees					
			436	Mischief by fire or explosive substance with intent to destroy house, etc.					
			504	Intentional insult with intent to provoke breach of the peace					
			506	criminal intimidation					
S. No.	Name	State/ Dist	Constituency	Party	Age	Serious IPC Counts	No of Cases in which Accused	No. of Cases in which Convicted	Total
12	RAKESH SACHAN	UTTAR PRADESH	Fatehpur	SP	53	2	7	0	7
Cases (Accused)			Serious IPC Frequency Table						
			Serious IPC Sections			Number of Times they appear for this candidate			
			307			1			
			364			1			
			Total			2			
			IPC Section			Description			
			147			rioting			
			149			Every member of unlawful assembly guilty of offence committed in prosecution of common object			
			188			Disobedience to order duly promulgated by public servant			
			307			Attempt to murder			
			323			voluntarily causing hurt			
			332			Voluntarily causing hurt to deter public servant from his duty			

Cases (Convicted) -----No Cases----			336		Act endangering life or personal safety of others					
			342		wrongful Confinement					
			353		Assault or criminal force to deter public servant from discharge of his duty					
			364		Kidnapping or abducting in order to murder					
			427		Mischief causing damage to the amount of fifty rupees					
			436		Mischief by fire or explosive substance with intent to destroy house, etc.					
			448		house-trespass					
			504		Intentional insult with intent to provoke breach of the peace					
			506		criminal intimidation					
S. No.	Name	State/ Dist	Constituency	Party	Age	Serious IPC Counts	No of Cases in which Ac-cused	No. of Cases in which Con- victed	Total	
13	RAKESH PANDEY	UTTAR PRADESH	Ambedkar Nagar	BSP	55	2	3	0	3	
Cases (Accused)  1. IPC Sections - 452,506 , Other Details - 2. IPC Sections - 352,504,506 , Other Details - 3. IPC Sections - 364A, 302, 120B, 212 , Other Details			Serious IPC Frequency Table							
			Serious IPC Sections		Number of Times they appear for this candidate					
			364A		1					
			302		1					
			Total		2					
			IPC Section		Description					
			120B		Punishment of criminal conspiracy					
			212		Harboring offender					
			302		Murder					
Cases (Convicted) -----No Cases----			352		assault or criminal force otherwise than on grave provocation					
			364A		Kidnapping for ransom, etc.					
			452		House-trespass after preparation for hurt, assault or wrongful restraint					
			504		Intentional insult with intent to provoke breach of the peace					
			506		criminal intimidation					

S. No.	Name	State/ Dist	Constituency	Party	Age	Serious IPC Counts	No of Cases in which Accused	No. of Cases in which Convicted	Total
14	DARA SINGH CHAUHAN	UTTAR PRADESH	Ghosi	BSP	50	2	2	0	2
Cases (Accused)  1. IPC Sections - 147,148,149,323,504,506,353,332,395,397,412 , Other Details - 7 C.L.A ACT, 27/30 ARMS ACT  2. IPC Sections - 147 148,323,336,427,353,332,341,504, 506 , Other Details - 7 C.L.A ACT, 3(I)G.P.D ACT			Serious IPC Frequency Table						
			Serious IPC Sections		Number of Times they appear for this candidate				
			395		1				
			412		1				
			Total		2				
			IPC Section		Description				
			147		rioting				
			148		Rioting, armed with deadly weapon				
			149		Every member of unlawful assembly guilty of offence committed in prosecution of common object				
			323		voluntarily causing hurt				
			332		Voluntarily causing hurt to deter public servant from his duty				
			336		Act endangering life or personal safety of others				
			341		wrongful restraint				
			353		Assault or criminal force to deter public servant from discharge of his duty				
			395		dacoity				
			397		Robbery, or dacoity, with attempt to cause death or grievous hurt				
			412		Dishonestly receiving property stolen in the commission of a dacoity				
			427		Mischief causing damage to the amount of fifty rupees				
			504		Intentional insult with intent to provoke breach of the peace				
			506		Intentional insult with intent to provoke breach of the peace				
Cases (Convicted) -----No Cases-----			397		Robbery, or dacoity, with attempt to cause death or grievous hurt				
			412		Dishonestly receiving property stolen in the commission of a dacoity				
			427		Mischief causing damage to the amount of fifty rupees				
			504		Intentional insult with intent to provoke breach of the peace				
			506		Intentional insult with intent to provoke breach of the peace				



S. No.	Name	State/ Dist	Constituency	Party	Age	Serious IPC Counts	No of Cases in which Ac-cused	No. of Cases in which Con-victed	Total
15	SURENDRA SINGH NAGAR	UTTAR PRADESH	Gautam Budhha Nagar	BSP	44	2	2	0	2
Cases (Accused)			Serious IPC Frequency Table						
			Serious IPC Sections			Number of Times they appear for this candidate			
			392			1			
			411			1			
			Total			2			
			IPC Section			Description			
			392			robbery			
Cases (Convicted) -----No Cases-----			406			criminal breach of trust			
			411			Dishonestly receiving stolen property			
S. No.	Name	State/ Dist	Constituency	Party	Age	Serious IPC Counts	No of Cases in which Ac-cused	No. of Cases in which Con-victed	Total
16	PREMDAS	UTTAR PRADESH	Etawah	SP	49	2	1	0	1
Cases (Accused)			Serious IPC Frequency Table						
			Serious IPC Sections			Number of Times they appear for this candidate			
			395			1			
			325			1			
			Total			2			
ases (Convicted) -----No Cases-----			IPC Section			Description			
			325			voluntarily causing grievous hurt			
			395			dacoity			
S. No.	Name	State/ Dist	Constituency	Party	Age	Serious IPC Counts	No of Cases in which Ac-cused	No. of Cases in which Con-victed	Total
17	RADHEY MOHAN SINGH	UTTAR PRADESH	Ghazipur	SP	43	2	1	0	1

Cases (Accused)  1. IPC Sections - 147, 148, 149, 307, 323, 325, 504, 506 , Other Details - 7 Criminal Law Amendment Act			Serious IPC Frequency Table						
			Serious IPC Sections			Number of Times they appear for this candidate			
			307			1			
			325			1			
			Total			2			
Cases (Convicted) -----No Cases----									
			IPC Section			Description			
			147			rioting			
			148			Rioting, armed with deadly weapon			
			149			Every member of unlawful assembly guilty of offence committed in prosecution of common object			
			307			Attempt to murder			
			323			voluntarily causing hurt			
			325			voluntarily causing grievous hurt			
			504			Intentional insult with intent to provoke breach of the peace			
			506			criminal intimidation			
S. No.	Name	State/ Dist	Constit- uency	Party	Age	Seri- ous IPC Counts	No of Cases in which Ac- cused	No. of Cases in which Con- victed	Total
18	GHANSYAM ANURAGI	UTTAR PRADESH	Jalaun	SP	35	1	2	0	2
Cases (Accused)  1. IPC Sections - 147,148,149,504,506,171C,365,323 , Other Details - 3(1)(5)  2. IPC Sections - 147,504,506 , Other Details - 7 CRIMI- NAL LAW ACT			Serious IPC Frequency Table						
			Serious IPC Sections			Number of Times they appear for this candidate			
			365			1			
			Total			1			
			IPC Section			Description			
			147			rioting			
			148			Rioting, armed with deadly weapon			
			149			Every member of unlawful assembly guilty of offence committed in pros- ecution of common object			
			171			Wearing grab or carrying token used by public servant with fraudulent intent			

Cases (Convicted) -----No Cases-----			323			voluntarily causing hurt			
			365			Kidnapping or abducting with intent secretly and wrongfully to confine person			
			504			Intentional insult with intent to provoke breach of the peace			
			506			criminal intimidation			
S. No.	Name	State/ Dist	Constituency	Party	Age	Serious IPC Counts	No of Cases in which Accused	No. of Cases in which Convicted	Total
19	R. K. SINGH PATEL	UTTAR PRADESH	Banda	SP	49	1	2	0	2
Cases (Accused)  1. IPC Sections - 147,148,149,307,216A, , Other Details - 2. IPC Sections - 353,352,506,136(2) , Other Details -			Serious IPC Frequency Table						
			Serious IPC Sections			Number of Times they appear for this candidate			
			307			1			
			Total			1			
			IPC Section			Description			
			147			rioting			
			148			Rioting, armed with deadly weapon			
			149			Every member of unlawful assembly guilty of offence committed in prosecution of common object			
			216A			Penalty for harboring robbers or dacoits			
			307			Attempt to murder			
			352			assault or criminal force otherwise than on grave provocation			
Cases (Convicted) -----No Cases-----			353			Assault or criminal force to deter public servant from discharge of his duty			
			506			criminal intimidation			
S. No.	Name	State/ Dist	Constituency	Party	Age	Serious IPC Counts	No of Cases in which Accused	No. of Cases in which Convicted	Total
20	DR. MURLI MANOHAR JOSHI	UTTAR PRADESH	Varanasi	BJP	73	1	1	0	1
Cases (Accused)  1. IPC Sections - 147,149,153A,153B,505 , Other Details -			Serious IPC Frequency Table						
			Serious IPC Sections			Number of Times they appear for this candidate			
			153A			1			

Cases (Convicted) -----No Cases----			Total		1				
			IPC Section		Description				
			147		rioting				
			149		Every member of unlawful assembly guilty of offence committed in prosecution of common object				
			153A		Promoting enmity between different groups on grounds of religion, race, place of birth, residence, language, etc., and doing acts prejudicial to maintenance of harmony				
			153B		Imputations, assertions prejudicial to national-integration				
			505		Statements conducing to public mischief				
S. No.	Name	State/ Dist	Constituency	Party	Age	Serious IPC Counts	No of Cases in which Ac-cused	No. of Cases in which Con-victed	Total
21	DHANANJAY SINGH	UTTAR PRADESH	Jaunpur	BSP	33	1	1	0	1
Cases (Accused)  1. IPC Sections - 120B,302 , Other Details - 3(1) 5 SC/ST ACT			Serious IPC Frequency Table						
			Serious IPC Sections			Number of Times they appear for this candidate			
			302			1			
			Total			1			
Cases (Convicted) -----No Cases----			IPC Section		Description				
			120B		Punishment of criminal conspiracy				
			302		Murder				
S. No.	Name	State/ Dist					No of Cases in which Ac-cused	No. of Cases in which Con-victed	Total
22	RAJNATH SINGH	UTTAR PRADESH	Ghazia-bad	BJP	57	1	1	0	1
Cases (Accused)  1. IPC Sections - 153A/153B/505 , Other Details - 123 AND 125 REPRESENTATION OF PEOPLE ACT			Serious IPC Frequency Table						
			Serious IPC Sections			Number of Times they appear for this candidate			
			153A			1			
			Total			1			

			IPC Section		Description				
Cases (Convicted) -----No Cases-----			153A		Promoting enmity between different groups on grounds of religion, race, place of birth, residence, language, etc., and doing acts prejudicial to maintenance of harmony				
			153B		Imputations, assertions prejudicial to national-integration				
			505		Statements conducing to public mischief				
S. No.	Name	State/ Dist	Constituency	Party	Age	Serious IPC Counts	No of Cases in which Ac-cused	No. of Cases in which Con-victed	Total
23	HARSH VARDHAN	UTTAR PRADESH	Maharaj-ganj	INC	61	0	3	0	3
Cases (Accused)			IPC Section		Description				
1. IPC Sections - 332 , Other Details - 7 Criminal L. Arm Act 2. IPC Sections - 147,332,342,504,506 , Other Details - 3. IPC Sections - 147,323,504 , Other Details -			147		rioting				
			323		voluntarily causing hurt				
			332		Voluntarily causing hurt to deter public servant from his duty				
			342		wrongful Confinement				
Cases (Convicted) -----No Cases-----			504		Intentional insult with intent to provoke breach of the peace				
			506		criminal intimidation				
S. No.	Name	State/ Dist	Constituency	Party	Age	Serious IPC Counts	No of Cases in which Ac-cused	No. of Cases in which Con-victed	Total
24	PRADEEP KUMAR JAIN	UTTAR PRADESH	Jhansi	INC	46	0	2	0	2
Cases (Accused)			IPC Section		Description				
1. IPC Sections - 332, 447, , Other Details - 2/3 LOK SAMPATI CHATI NIRDHARAN ACT 2. IPC Sections - 147, 283, 341 , Other Details - 7 CRIMINAL LAW ACT			147		rioting				
			283		Danger or obstruction in public way or line of navigation				
			332		Voluntarily causing hurt to deter public servant from his duty				
Cases (Convicted) -----No Cases-----			341		wrongful restraint				
			447		criminal trespass				

S. No.	Name	State/ Dist	Constituency	Party	Age	Serious IPC Counts	No of Cases in which Ac-cused	No. of Cases in which Con-victed	Total
25	MANEKA GANDHI	UTTAR PRADESH	Aonla	BJP	52	0	1	0	1
Cases (Accused)			IPC Section		Description				
1. IPC Sections - 394,506 , Other Details -			394		Voluntarily causing hurt in committing robbery				
Cases (Convicted) -----No Cases----			506		criminal intimidation				
S. No.	Name	State/ Dist	Constituency	Party	Age	Serious IPC Counts	No of Cases in which Ac-cused	No. of Cases in which Con-victed	Total
26	PRAVEEN SINGH ARON	UTTAR PRADESH	Bareilly	INC	50	0	1	0	1
Cases (Accused)			IPC Section		Description				
1. IPC Sections - 188 , Other Details - 1407/2007			188		Disobedience to order duly promulgated by public servant				
Cases (Convicted) -----No Cases----									
S. No.	Name	State/ Dist	Constituency	Party	Age	Serious IPC Counts	No of Cases in which Ac-cused	No. of Cases in which Con-victed	Total
27	JAYANT K SINGH	UTTAR PRADESH	Mathura	RLD	30	0	1	0	1
Cases (Accused)									
1. IPC Sections - , Other Details - 126 R.P. Act									
Cases (Convicted) -----No Cases----									
S. No.	Name	State/ Dist	Constituency	Party	Age	Serious IPC Counts	No of Cases in which Ac-cused	No. of Cases in which Con-victed	Total
28	YASHVIR SINGH	UTTAR PRADESH	Nagina	SP	36	0	1	0	1
Cases (Accused)			IPC Section		Description				
1. IPC Sections - 147,323,504 , Other Details - 45/09			147		rioting				
			323		voluntarily causing hurt				

Cases (Convicted) -----No Cases-----			504			Intentional insult with intent to provoke breach of the peace			
S. No.	Name	State/ Dist	Constituency	Party	Age	Serious IPC Counts	No of Cases in which Ac-cused	No. of Cases in which Con-victed	Total
29	JAGDAMBIKA PAL	UTTAR PRADESH	Domari-yaganj	INC	59	0	1	0	1
Cases (Accused)			IPC Section			Description			
1. IPC Sections - , Other Details - Case no 5891/03, IPC Sec Not Clear									
Cases (Convicted) -----No Cases-----									
S. No.	Name	State/ Dist	Constituency	Party	Age	Serious IPC Counts	No of Cases in which Ac-cused	No. of Cases in which Con-victed	Total
30	KAMAL KISHOR	UTTAR PRADESH	Bahraich	INC	57	0	1	0	1
Cases (Accused)			IPC Section			Description			
1. IPC Sections - , Other Details - 135 ELECTRICITY ACT			34			Acts done by several persons in furtherance of common intention			
Cases (Convicted) -----No Cases-----			37			Co-operation by doing one of several acts constituting an offence			
S. No.	Name	State/ Dist	Constituency	Party	Age	Serious IPC Counts	No of Cases in which Ac-cused	No. of Cases in which Con-victed	Total
31	ANNUTANDON	UTTAR PRADESH	Unnao	INC	51	0	1	0	1
Cases (Accused)			IPC Section			Description			
IPC Sections - 341,342,283 , Other Details - 7 CRIMINAL LAW ADENDMENT ACT			283			Danger or obstruction in public way or line of navigation			
			341			wrongful restraint			
			342			wrongful Confinement			
			307			Attempt to murder			
			323			voluntarily causing hurt			
			332			Voluntarily causing hurt to deter public servant from his duty			
Cases (Convicted) -----No Cases-----			336			Act endangering life or personal safety of others			
			342			wrongful Confinement			

# Uttarakhand

## Lok Sabha 2009 Elections



# CONTENTS

Executive summary for candidates and MPs .....	911
Voting and winning trend.....	913
Analysis based on pending criminal cases.....	914
Pending criminal cases- analysis for candidates.....	914
Party wise break up for candidates with pending criminal cases .....	914
Party wise comparison of pending criminal cases on candidates : LS 2004 vs LS 2009 .....	915
Details of candidates based on pending criminal cases .....	915
Pending criminal cases- analysis for MPs .....	916
Party wise break up for MPs with pending criminal cases.....	916
Analysis based on assets.....	917
Analysis based on assets – for candidates .....	917
Average Assets for Candidates .....	918
Crorepati Candidates .....	919
Analysis based on assets- for MPs.....	920
Crorepati MPs- Party wise break up.....	920
Average assets per MP.....	921
Details of crorepati MPs .....	921
Female representation in Lok Sabha 2009 elections .....	921
Full Asset and pending .....	922
Full details of pending criminal cases on MPs from Uttarakhand.....	922

# Uttarakhand Election Watch\*

## Lok Sabha elections 2009

Uttarakhand has 5 Lok Sabha constituencies and elections in these constituencies were held on May 13, 2009. This chapter includes the analysis of voting trend, criminalization, money power, gender etc in these elections. Information provided by ECI and details from the affidavits filed by contested candidates have been used for above analysis.

### **Growth of political parties**

In Lok Sabha 2004, 15 parties contested elections from Uttarakhand which rose to 21 in Lok Sabha 2009 elections. This reflects a rise of 40% in the number of parties from Lok Sabha 2004 to Lok Sabha 2009.

### **Growth in number of candidates**

A total of 54 candidates contested in Lok Sabha 2004 elections from Uttarakhand. This number increased to 76 candidates in Lok Sabha 2009 elections. This shows a rise of 41% in the contesting candidates from Lok Sabha 2004 to Lok Sabha 2009 elections.

## **Executive summary for candidates and MPs**

### **Summary for candidates**

- Affidavits of all 76 candidates contested in Lok Sabha 2009 elections were analyzed by Uttarakhand Election Watch (UEW).
- Out of these 76 candidates, 11 candidates or 14% declared pending criminal cases against them. Out of 5 candidates of BSP which contested in Lok Sabha 2009 elections 2 had pending criminal cases. Similarly for INC out of 5 candidates, 1 candidate had pending criminal cases.
- Out of 11 candidates with pending criminal cases, 3 had pending serious criminal cases against them.
- There were 3 IPC charges of heinous nature on the candidates.
- There were 2 red alert constituencies in Uttarakhand where 3 or more contesting candidates had pending criminal cases. Hardwar constituency had 5 contesting candidates with pending criminal cases.
- A total of 12 candidates out of 76 i.e. 16% were crorepatis.
- A total of 2 candidates from Uttarakhand had declared their assets less than 10,000.
- A total of 6 candidates from Uttarakhand declared liabilities above 5 lakhs.

\*This chapter would not have been possible without the efforts of several volunteers, groups and organizations from the state. ADR and NEW especially acknowledge with gratitude the efforts of Mr. Ravi Chopra (State Coordinator, Uttarakhand Election Watch), Ms Mabel Gergan (People's Science Institute), Ms Usha Prajapati (Samoolan), Ms. Priyanka Tolia (Studio Alaya), Mr. Rakesh Bisht (Buhwaneshwari Mahila Aashram, SBMA), Mr. Atul Sharma (M.K.P College), Adv. Renu.D.Singh (Samadhan), Mr.R.K.Mukerji (TARN), Joshua Hishey (Studio Alaya), Ms Richa Ghansiyal (Studio Alaya).

This volume is dedicated to all who were part of the Election Watch

- The average asset per candidate for INC was Rs. 3.66 crores and for BJP it was Rs 45.43 Lakhs.
- Approx 59% candidates (45 of 76) had not furnished PAN card details.
- Numbers of women candidates were just 7 (9%) as compared to 69 of men (93%).
- A total of 43% candidates (33 of 76) were graduates & above.
- INC which won all the 5 seats managed to get only 43% of the polled votes.

## **Summary for MPs**

- Out of 5 MPs in Lok Sabha 2009 from Uttarakhand, 1 MP has pending criminal cases against him. In Lok Sabha 2004 none of the MPs had pending criminal cases against them.
- None of the MPs from Uttarakhand in the present Lok Sabha have any pending serious criminal case against him.
- The number of crorepati MPs have increased from 2 in Lok Sabha 2004 to 4 in Lok Sabha 2009.
- Average asset for a MP from Uttarakhand is Rs 3.66 crores.
- None of the women who contested in Lok Sabha 2009 from Uttarakhand made it to parliament.

# Voting and winning trend

## The % of votes polled by major parties

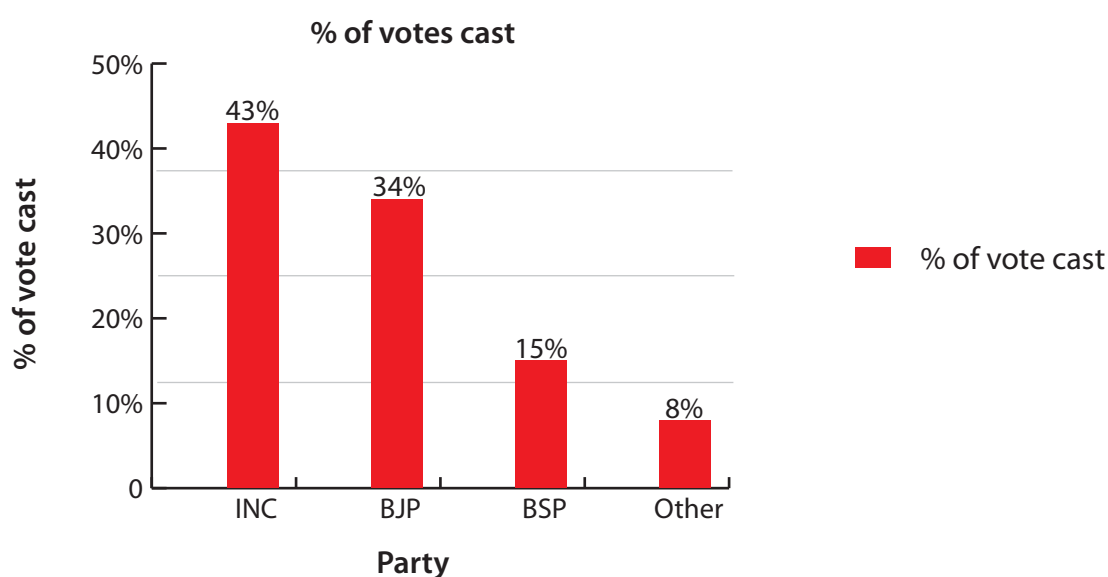
Total voting in Uttarakhand was 53%. INC won all the 5 seats in Lok Sabha 2009 elections but managed to get only 43% of the votes cast, whereas BJP which managed to get 34% polled cast won not even a single seat. Details are given in the table below. The total electorate in Uttarakhand was 58, 87,628 and the total votes cast were 31, 40,045.

Further break-up is given in the table-

**Table: Per cent of votes cast**

Party	Total votes cast for the party	% of votes cast	% of total registered voters
Indian National Congress (INC)	13,54,468	43%	23%
Bharatiya Janata Party (BJP)	10,61,358	34%	18%
Bahujan Samaj Party (BSP)	4,78,394	15%	8%
Others	2,45,825	8%	4%

**Figure: Per cent of votes cast - Party wise**



## Candidates Vs MPs

Uttarakhand has 5 parliamentary constituencies. All the 5 MPs are from Indian National congress.

**Table: Candidates & MPs – Uttarakhand**

Party	Total Candidates	MPs
INC	5	5

# Analysis based on pending criminal cases

## Pending criminal cases- analysis for candidates

Affidavits of all 76 candidates were analysed by Uttarakhand Election Watch (UEW) for Lok Sabha 2009 elections. Out of these 76 candidates, 11 candidates (14%) declared pending criminal cases against them. Out of these 11 candidates with pending criminal cases, 3 had pending serious criminal cases against them.

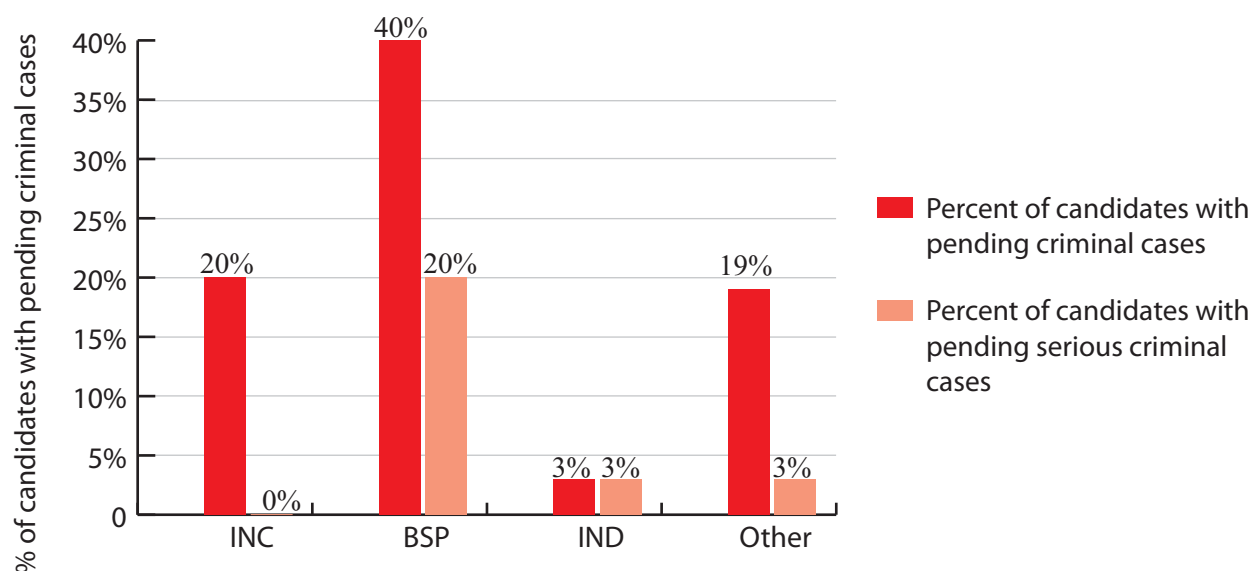
### Party wise break up for candidates with pending criminal cases

Total 11 candidates contesting elections from Uttarakhand had pending criminal cases against them. Out of 5 candidates of BSP who contested in Lok Sabha 2009 elections 2 had pending criminal cases. For INC out of 5 total contested candidates 1 candidate had pending criminal cases against him.

**Table: Candidates with pending criminal cases and serious pending criminal cases - party wise break up**

Party	Total candidates analysed	Candidates with pending criminal cases	Percent of candidates with pending criminal cases	Number of Candidates with pending serious criminal cases	Percent of candidates with pending serious criminal cases
INC	5	1	20%	0	0%
BSP	5	2	40%	1	20%
IND	29	1	3%	1	3%
Other parties	37	7	19%	1	3%
Total	76	11	14%	3	4%

**Figure: Comparison of pending criminal cases and serious pending criminal cases for candidates of major parties from Uttarakhand**



## Party wise comparison of pending criminal cases on candidates in Lok Sabha 2004 vs Lok Sabha 2009

A comparison between 2009 & 2004 Lok Sabha elections of candidates from 2 major parties and with pending criminal cases shows an interesting trend. For BSP & INC the number of candidates with pending criminal cases has increased from Lok Sabha 2004 elections to Lok Sabha 2009 elections.

**Table: Comparison Lok Sabha 2004 vs. Lok Sabha 2009**

Party	Lok Sabha 2004			Lok Sabha 2009		
	Number of candidates analysed	candidates with pending criminal cases	% of candidates with pending criminal cases	Number of candidates analysed	candidates with pending criminal cases	% of candidates with pending criminal cases
INC	4	0	0%	5	1	20%
BSP	2	0	0%	5	2	40%

## Details of candidates based on pending criminal cases

The table below lists 3 candidates with serious pending criminal cases. All these candidates were rejected by the voters. The detailed list is given below.

Name	Constituency	Party	Age	Serious IPC Counts	Total no. of Cases	Details of Serious IPC counts	Won/ Lost
Bindu Gupta	Nainital-Udhamsingh Nagar	IND	41	1	3	1 charge related to assaulting President, Governor etc	Lost
Asif Khan	Hardwar	AD	36	1	2	1 charge related to culpable Homicide not amounting to murder.	Lost
Shahzad	Hardwar	BSP	44	1	1	1 charge related to bribery.	Lost

## Pending criminal cases- analysis for MPs

Out of 5 MPs from Uttarakhand in Lok Sabha 2009, only 1 MP has pending criminal cases against him. There are no pending serious criminal cases against any MP.

### Party wise break up for MPs with pending criminal cases

In current Lok Sabha there is only 1 MP with pending criminal cases. Details are given at the end of the chapter.

**Table: Winners with pending criminal cases- Party wise**

Party	Total candidates analysed	Total MPs	MPs with pending Criminal Cases	Percentage of MPs with pending Criminal Cases	MPs with Serious pending Criminal Cases	Percentage of MPs with Serious Criminal Cases
INC	5	5	1	20%	0	0%

# Analysis based on assets

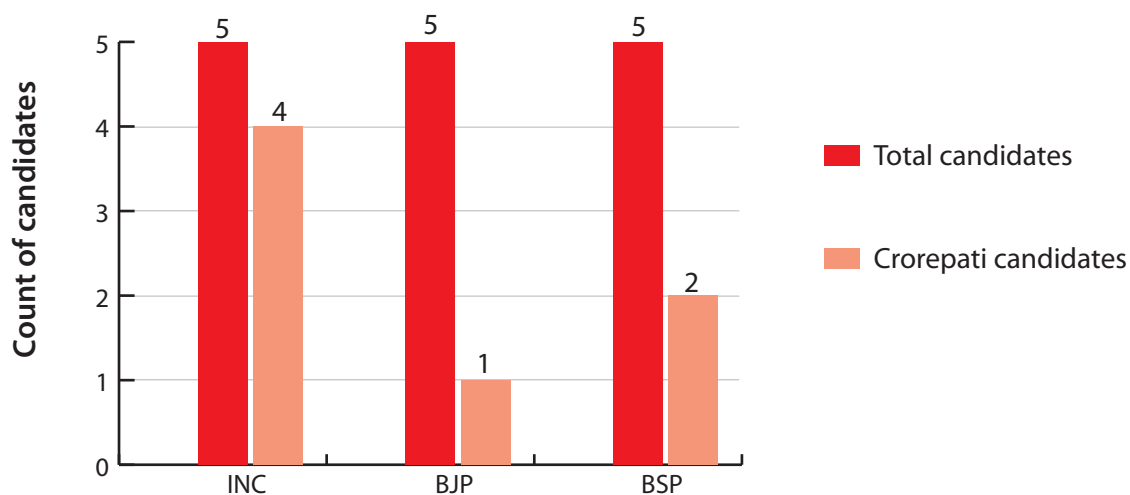
## Analysis based on assets – for candidates

In Uttarakhand out of 76 candidates who contested in Lok Sabha 2009 elections 12 candidates were crorepatis.

**Table: Crorepati candidates- Party wise break up**

Party	Total candidates analysed by NEW	Crorepati candidates	% of crorepati candidates
INC	5	4	80%
BJP	5	1	20%
BSP	5	2	40%
other parties	61	5	8%
Total	76	12	16%

**Figure: Crorepati candidates from major parties**





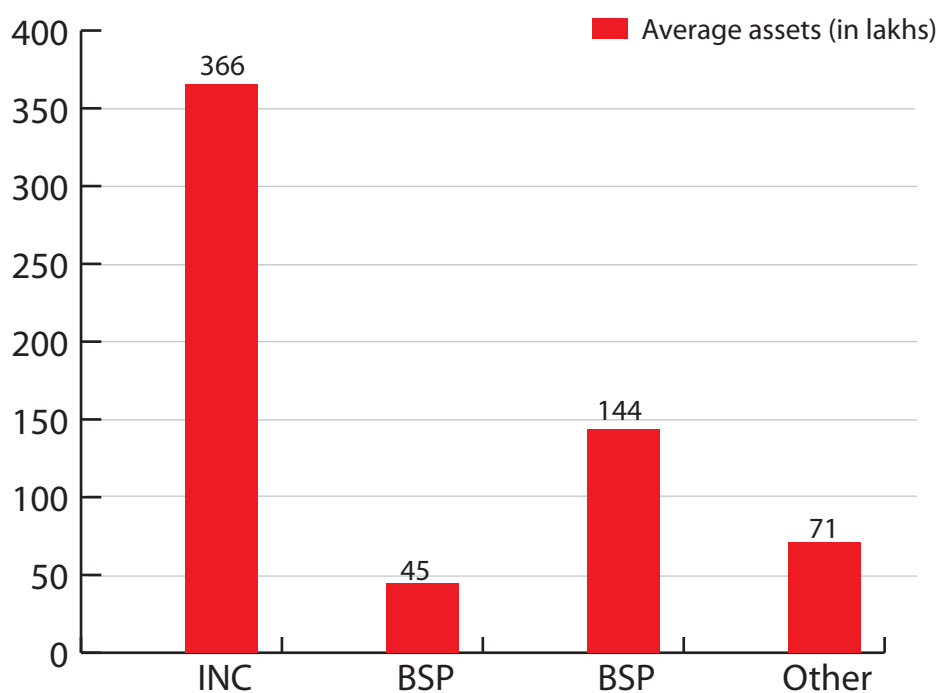
## Average assets for Candidates

The average assets for the candidates of INC were more than 3.5 crores whereas for BJP candidates it was approx Rs 45 Lakhs. The table below gives the complete details:

**Table: Average assets for candidates Party wise**

Party	Average Assets	Candidate Count
INC	Rs 3,66,08,190 ~ 3 Cror+	5
BJP	Rs 45,43,694 ~ 45 Lacs+	5
BSP	Rs 1,43,69,536 ~ 1 Cror+	5
Other parties	Rs 70,60,291 ~ 70 Lacs+	61

**Figure: Average assets (in lakhs) for candidates of major parties**



## Crorepati candidates

Given below is the list of crorepati candidates who contested Lok Sabha 2009 elections from Uttarakhand. Out of these 12 candidates 4 candidates became MPs.

**Table: Crorepati Candidates in Uttarakhand**

S No	Name	Constituency	Party	Movable Assets (Rs)	Immovable Assets (Rs)	Total Assets (Rs)	PAN Given	Won/ Lost
1	ANJANA WALIA	Tehri Garhwal	RJSD	27,35,000	27,10,00,000	27,37,35,000 27 Cror+	Y	lost
2	SATPAL MAHARAJ	Garhwal	INC	2,80,00,295	8,41,36,500	11,21,36,795 11 Cror+	Y	won
3	RAJEEV AGARWAL	Garhwal	BSP	3,01,25,528	1,94,55,396	4,95,80,924 4 Cror+	Y	lost
4	K.C. SINGH BABA	Nainital- Ud-hamsingh Nagar	INC	30,87,049	4,09,00,000	4,39,87,049 4 Cror+	Y	won
5	HARISH WALIA	Tehri Garhwal	IND	55,20,821	2,80,00,000	3,35,20,821 3 Cror+	N	lost
6	AMBRISH KUMAR	Hardwar	SP	4,76,400	2,73,00,000	2,77,76,400 2 Cror+	Y	lost
7	JASPAL RANA	Tehri Garhwal	BJP	73,72,084	63,65,200	1,37,37,284 1 Cror+	Y	lost
8	VIJAY BAHU-GUNA	Tehri Garhwal	INC	38,30,321	96,71,452	1,35,01,773 1 Cror+	Y	won
9	SHAHZAD	Hardwar	BSP	7,53,642	1,20,00,000	1,27,53,642 1 Cror+	N	lost
10	HARISH RAWAT	Hardwar	INC	83,75,335	34,50,000	1,18,25,335 1 Cror+	Y	won
11	ANAND PRAKASH	Garhwal	UKKD	6,07,000	95,00,000	1,01,07,000 1 Cror+	Y	lost
12	BARHM DEV JHA	Tehri Garhwal	IND	5,94,943	95,00,000	1,00,94,943 1 Cror+	Y	lost

## Analysis based on assets- for MPs

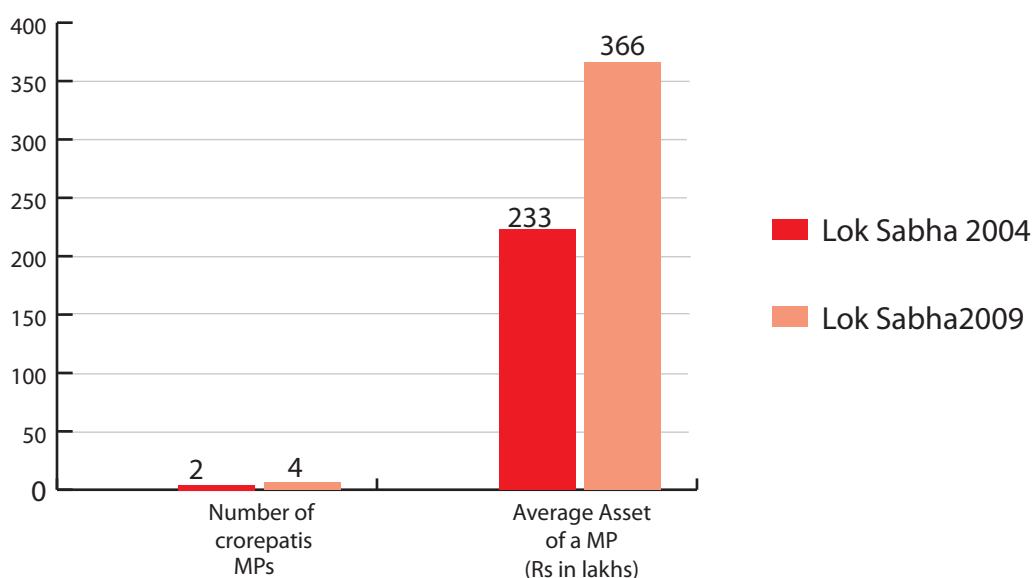
There is an increase of 100% in the number of crorepati MPs in Uttarakhand from Lok Sabha 2004 to Lok Sabha 2009. Average assets for MPs from Uttarakhand increased by 64% from Lok Sabha 2004 to Lok Sabha 2009.

**Table: Comparison LS-2004 & LS-2009 based on assets**

	In Lok Sabha 2004	In Lok Sabha 2009	Increase	% Increase
Number of crorepati MPs	2	4	2	100%
Average Asset of a MP (Rs in lakhs)	223*	366	143	64%

\*One of the 2 crorepati MPs in Lok Sabha 2004 had assets of approx 35 crores therefore he has been excluded from the comparison. If assets of that BJP MP are included, then average asset for a MP in Lok Sabha 2004 from Uttarakhand was Rs 745 Lakhs.

**Figure: Comparison 2004 & 2009 based on assets**



### **Crorepati MPs- Party wise breakup:**

A total of 80% MPs of INC from Uttarakhand are crorepati.

**Table: Crorepati MPs- Party wise break up**

Party	Total Candidates	Total crorepati candidates	Total MPs	Total crorepati MPs	% of crorepati MPs
INC	5	4	5	4	80%

## Average assets per MP

**Table: Average assets for MPs**

Party	No of candidates	Average assets for candidates	No of MPs	Average assets for MPs
INC	5	Rs 3,66,08,190 ~ 3 Cror+	5	Rs 3,66,08,190 ~ 3 Cror+

## Details of crorepati MPs

The table given below gives list of MPs who have shown their assets in crores.

S. No.	Name	Constituency	Party	Total Assets (Rs)	Movable Assets (Rs)	Immovable Assets (Rs)	Liabilities (Rs.)	PAN Given
1	SATPAL MAHA-RAJ	Garhwal	INC	11,21,36,795 11 Cror+	2,80,00,295 2 Cror+	8,41,36,500 8 Cror+	0.00	Y
2	K.C. SINGH BABA	Nainital-Udhamsingh Nagar	INC	4,39,87,049 4 Cror+	30,87,049 30 Lacs+	4,09,00,000 4 Cror+	6,49,024 6 Lacs+	Y
3	VIJAY BAHU-GUNA	Tehri Garhwal	INC	1,35,01,773 1 Cror+	38,30,321 38 Lacs+	96,71,452 96 Lacs+	0.00	Y
4	HARISH RAWAT	Hardwar	INC	1,18,25,335 1 Cror+	83,75,335 83 Lacs+	34,50,000 34 Lacs+	0.00	Y
5	PRADEEP TAMTA	Almora	INC	15,90,000 15 Lacs+	1,10,000 1 Lacs+	14,80,000 14 Lacs+	0.00	Y

## Female representation in Lok Sabha 2009 elections

A total of 7 women contested Lok Sabha 2009 elections from Uttarakhand with 1 candidate each from RJSD, NCP, NLHP & CPI (ML) (L) & 3 were independents. None of them made it to parliament.

# Full Asset and pending criminal cases details

## Assets of all MPs from Uttarakhand in Lok Sabha 2009

Se- rial	Name	Constitu- ency	Party	Movable As- sets (Rs)	Immovable Assets (Rs)	Total Assets (Rs)	Liabilities	PAN Given
1	PRADEEP TAMTA	Almora	INC	1,10,000	14,80,000	15,90,000 15 Lacs+	0	Y
2	HARISH RAWAT	Hardwar	INC	83,75,335	34,50,000	1,18,25,335 1 Cror+	0	Y
3	VIJAY BAHUGUNA	Tehri Garhwal	INC	38,30,321	96,71,452	1,35,01,773 1 Cror+	0	Y
4	K.C. SINGH BABA	Nainital- Udhamsingh Nagar	INC	30,87,049	4,09,00,000	4,39,87,049 4 Cror+	6,49,024	Y
5	SATPAL MAHARAJ	Garhwal	INC	2,80,00,295	8,41,36,500	11,21,36,795 11 Cror+	0	Y

## Full details of pending criminal cases on MPs from Uttarakhand

S. No.	Name	State/ Dist	Constit- uency	Party	Age	Seri- ous IPC Counts	No of Cases in which Ac- cused	No. of Cases in which Con- victed	Total
1	HARISH RAWAT	UTTARA- KHAND	Hardwar	INC	59	0	1	0	1
Cases (Accused)			IPC Section		Description				
1. IPC Sections - 499,500,120B , Other Details -			120B		Punishment of criminal conspiracy				
			499		Defamation				
Cases (Convicted) -----No Cases-----			500		Defamation				

# West Bengal

## Lok Sabha 2009 Elections

# CONTENTS

Executive summary for candidates & MPs .....	925
Voting and winning trend.....	927
Analysis based on pending criminal cases.....	929
Pending criminal cases- analysis for candidates.....	929
Party wise break up for candidates with pending criminal cases .....	929
Violent crimes distribution – Party wise .....	930
Party wise comparison of pending criminal cases on candidates : LS 2004 vs LS 2009 .....	931
Details for candidates based on pending criminal cases.....	932
Pending criminal cases- analysis for MPs .....	934
Party wise break up for MPs with pending criminal cases.....	935
Party wise comparison of pending criminal cases on MPs : LS 2004 vs LS 2009.....	936
Party wise break up for with serious pending criminal cases .....	936
MPs with most serious pending criminal cases.....	938
Analysis based on assets.....	939
Analysis based on assets – for candidates .....	939
Average assets for Candidates - Party wise.....	940
Top 20 crorepati candidates.....	941
Analysis based on assets- for MPs.....	942
Chances of winning based on assets.....	943
Crorepati MPs- Party wise break up.....	944
Average assets per MP for major parties .....	944
Asset position in constituency among candidates and chances of winning.....	945
Crorepati MPs – PAN not given .....	946
Details of top 20 MPs based on maximum assets.....	947
Female representation in Lok Sabha 2009 elections .....	949
Full Asset and pending criminal cases details.....	950
Assets for all MPs from West Bengal in Lok Sabha 2009.....	950
Full details of pending criminal cases on MPs from West Bengal .....	954

# West Bengal Election Watch\*

## Lok Sabha elections 2009

Lok Sabha 2009 elections were held in 3 phases in West Bengal from April 30, 2009 to May 13, 2009. This chapter includes the analysis of voting trend, criminalization, money power, gender etc in these elections. Information provided by ECI and details from the affidavits filed by contested candidates have been used for above analysis.

### Growth of political parties

In Lok Sabha 2004, 26 parties contested elections which rose to 29 in Lok Sabha 2009 elections. This reflects a rise of 12 % in the number of parties from Lok Sabha 2004 elections to Lok Sabha 2009 elections.

### Growth in number of candidates

A total of 368 candidates contested Lok Sabha 2009 elections, as compared to 355 candidates in Lok Sabha 2004. This shows a marginal growth of 4% in number of candidates contested in 2009.

## Executive summary for candidates and MPs

### Summary for candidates

- Affidavits of 367 candidates out of 368 contested Lok Sabha 2009 elections were analyzed by West Bengal Election Watch (WBEW).
- Out of these 367 candidates, 49 candidates or 13% declared pending criminal cases against them. Both AITC & BJP had 6 candidates each out of total 27(22%) of AITC & 42(14%) candidates of BJP with pending criminal cases, INC & BSP both had 3 candidates each out of 14 (21%) candidates of INC & 41 (7%) of BSP with pending criminal cases.
- Out of these 49 candidates with pending criminal cases, 37 had pending serious criminal cases like murder, attempt to murder, kidnapping, robbery, extortion etc. AITC had 5, BJP-4, INC & BSP had 3 each candidate with pending serious criminal cases.
- There were 125 IPC charges of heinous nature on the candidates which included murder, attempt to murder, kidnapping, extortion, etc.
- There were total 5 red alert constituencies where 3 or more contested candidates had pending criminal cases. Barrackpur constituency had 4 contested candidates with pending criminal cases.
- A total of 36 candidates out of 367 i.e. 10% candidates were crorepatis.
- A total of 11 candidates declared zero assets.
- A total of 33 candidates declared liabilities 5 lakhs and above.

\* This chapter would not have been possible without the efforts of several volunteers, groups and organizations from the state. ADR and NEW especially acknowledge with gratitude the efforts of Dr. Deepika Kedia (Coordinator, West Bengal Election Watch), Mr. Raktim Mukhopadhyay (Coordinator, West Bengal Election Watch), Gen. (Retd.) S. Roychowdhury, Lt. General (Retd.) J K Mukherjee, Mrs. Uma Ahmad (Chairperson Spastic Society of India), Mrs Vijay Iyengar (Trustee 'Happenings'), Mrs Shibani Iyengar (Trustee 'Happenings'), Mr. Abeer Chakravarty (Head, Bates Advertising), Justice Manoj Mukherjee (Retd. Chief Justice, Supreme Court & ex Governor of Maharashtra), Mr. Tushar Kanjilal, Prof. Jahar Saha (Ex Director IIMA), Nextgen Communication, Mr. Abhijit Gayen, Ms Shomini Sen Dua.

This volume is dedicated to all who were part of the Election Watch.



- Among major parties, the average asset per candidate for INC was Rs. 79 Lakhs, for BJP it was Rs. 68 Lakhs, for AITC Rs. 1 crore & for CPM was Rs. 32 Lakhs.
- A total of 49% of candidates (181 of 367) had not furnished PAN card details.
- Number of women candidates was just 29 (8%) as compared to 339 of men (92%).
- More than 58% candidates (213 of 367) were graduates & above.
- None of the parties managed to get votes anywhere near 50%. The highest votes polled were approx 33% for CPM and it was about 27% of the total registered voters. AITC managed 31% of the votes, INC 13% and BJP 6%.

## **Summary for MPs**

- Of the 37 candidates with the most serious criminal charges pending against them, only 7 won and the remaining 30 were rejected by the voters.
- Out of 42 MPs from West Bengal, 7 (17%) have pending criminal cases against them. Comparing this to Lok Sabha 2004, affidavits were available for 41 MPs out of which 4 (10%) had pending criminal cases against them.
- All of these 7 MPs with pending criminal cases have pending serious criminal cases against them. Contrasting this with Lok Sabha 2004, 4 MPs had serious pending criminal cases against them.
- As the number of MPs with pending criminal cases has increased from 4 in Lok Sabha 2004 to 7 in Lok Sabha 2009, so is the number of total criminal cases against MPs from 8 in Lok Sabha 2004 to 17 in Lok Sabha 2009. The number of total serious IPC sections against MPs has also increased from 10 in Lok Sabha 2004 to 16 in Lok Sabha 2009.
- The number of crorepati MPs in West Bengal has increased from 2 in Lok Sabha 2004 to 11 in Lok Sabha 2009.
- Among major parties, the average asset per winner for INC is Rs. 1.36 crores, BJP Rs 8.35 crores, AITC Rs. 1.08 crores & CPM Rs. 27 Lakhs.
- Average asset for a MP in West Bengal is Rs 98 Lakhs.
- Out of 42 MPs, 7 have not declared their PAN details.
- Out of 29 women candidates, only 7 managed to win. Hence only 17% of MPs from West Bengal in current Lok Sabha are women.

# Voting and winning trend

## Voting analysis

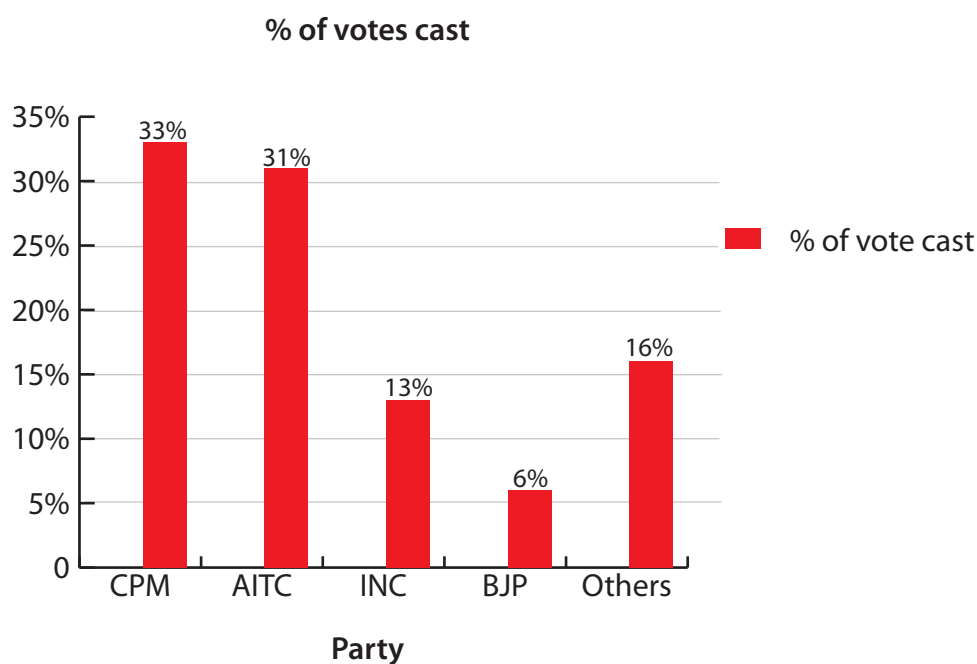
The % of votes polled for the four major parties clearly show that none of them got anywhere close to the 50% mark. Total voting in the West Bengal was 81%. CPM managed approx 33 % of the votes cast and only 27% of the registered voters. AITC managed 31% votes cast and 25% registered voters. The total electorate in West Bengal was 5,24,86,980 and the total votes cast were 4,27,30,308.

Further break-up is given in the table-

**Table: Per cent of votes cast**

Party	Total votes cast for the party	% of votes cast	% of total registered voters
Communist Party of India (Marxist) (CPM)	1,41,45,045	33%	27%
All India Trinamool Congress (AITC)	1,33,21,029	31%	25%
Indian National Congress (INC)	57,49,051	13%	11%
Bharatiya Janata Party (BJP)	26,25,250	6%	5%
Others	68,89,933	16%	13%

**Figure: Per cent of votes cast - party wise**



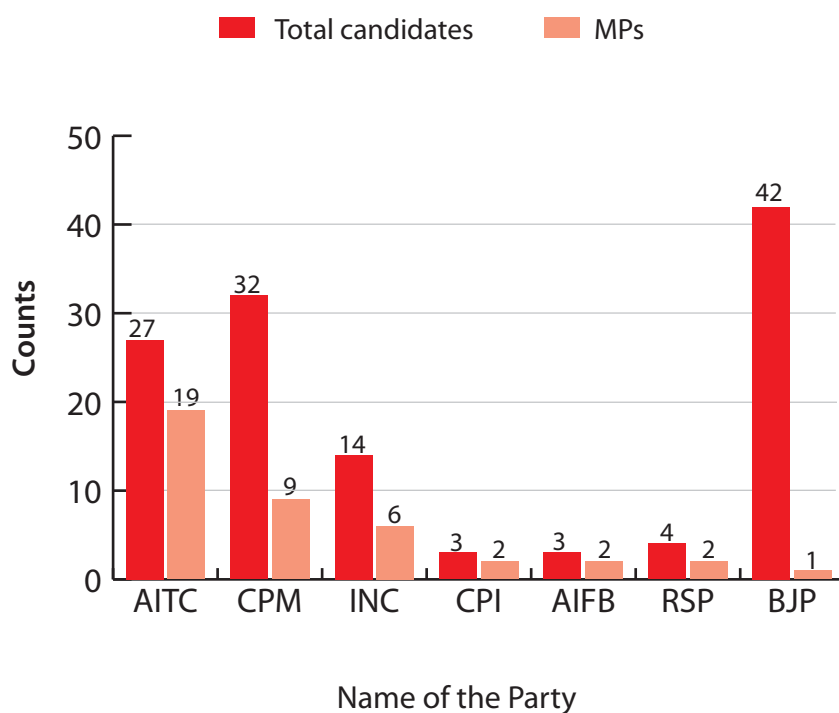
## Candidates vs MPs

There are 42 parliamentary constituencies in West Bengal for which elections were held. Maximum number of MPs, 19 is from AITC followed by 9 of CPM. The breakup for MPs as compared to total candidates from the party are-

**Table: Candidates & MP - Lok Sabha 2009**

Party	Total Candidates	MPs
AITC	27	19
CPM	32	9
INC	14	6
CPI	3	2
AIFB	3	2
RSP	4	2
BJP	42	1
IND	116	1

**Figure: Candidates vs MP- party wise**



# Analysis based on pending criminal cases

## Pending criminal cases- analysis for candidates

A total of 367 affidavits were analyzed by West Bengal Election Watch (WBEW) for Lok Sabha 2009 elections. Out of these 367 candidates, 49 candidates or 13% declared pending criminal cases against them. Out of these 49 candidates with pending criminal cases, 37 had pending serious criminal cases like murder, attempt to murder, kidnapping, robbery, extortion etc.

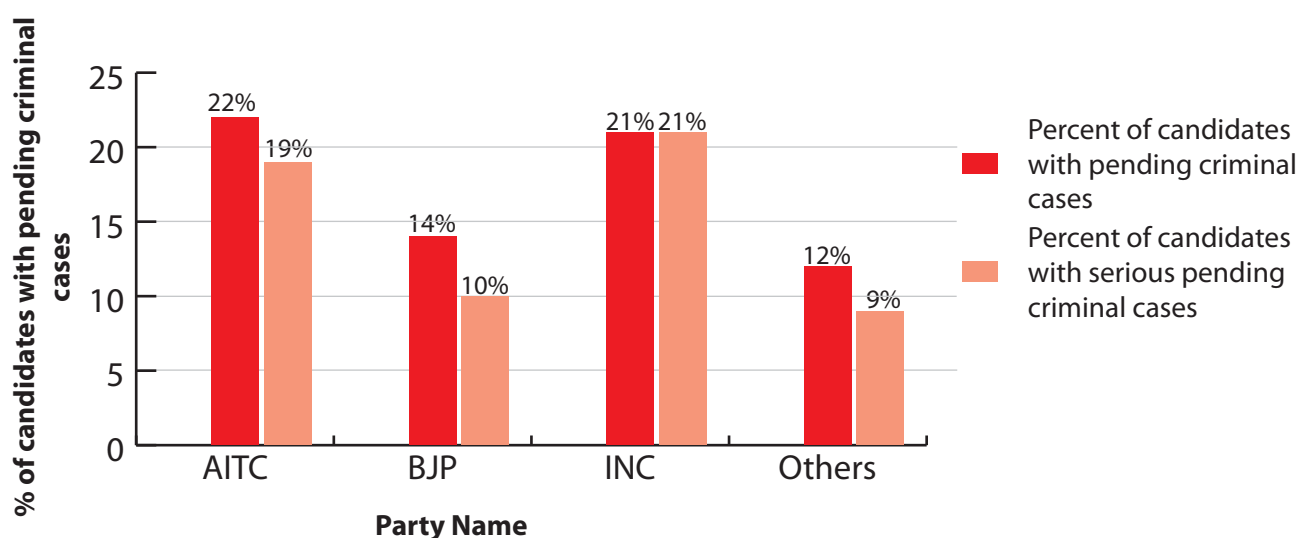
## Party wise break up for candidates with pending criminal cases

Total 49 candidates who contested in Lok Sabha 2009 elections from West Bengal had pending criminal cases against them. Out of 27 candidates of AITC, 6 (22%) had pending criminal cases. 6 candidates out of 42 candidates of BJP had pending criminal cases. 21% of declared candidates of INC had pending criminal cases. None of the candidates of CPM which is a major party in West Bengal declared any pending criminal case .The break up is given in the table below.

**Table: Candidates with pending criminal cases and serious pending criminal cases- party wise break up**

Party	Total candidates analysed	Candidates with pending criminal cases	Percent of candidates with pending criminal cases	Number of candidates with pending serious criminal cases	Percent of candidates with pending serious criminal cases
AITC	27	6	22%	5	19%
BJP	42	6	14%	4	10%
INC	14	3	21%	3	21%
Others	284	34	12%	25	9%
Total	367	49	13%	37	10%

**Figure : Candidates with pending criminal cases and serious pending criminal cases- party wise break up**



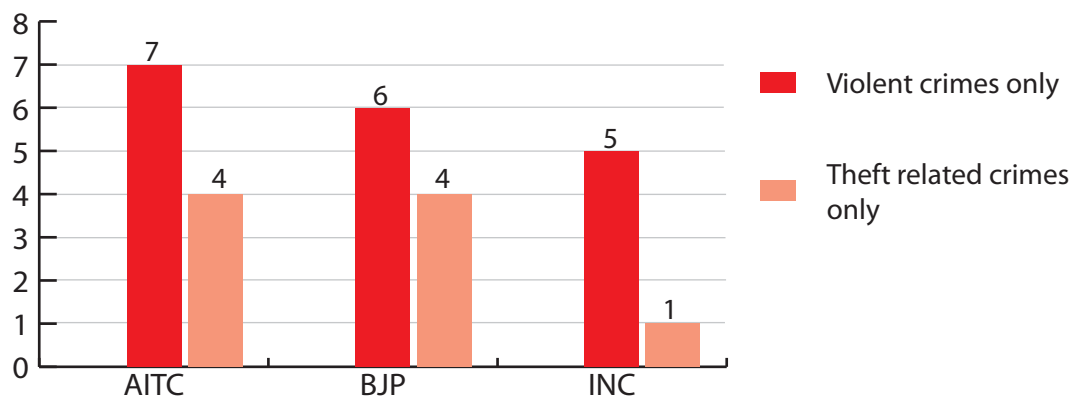
## Serious crimes distribution for candidates – Party wise

The table below shows the breakup of serious IPC sections for candidates of major parties. Serious crimes have been distributed in categories of violent crimes, theft related crimes, finance related crimes and other serious crimes.

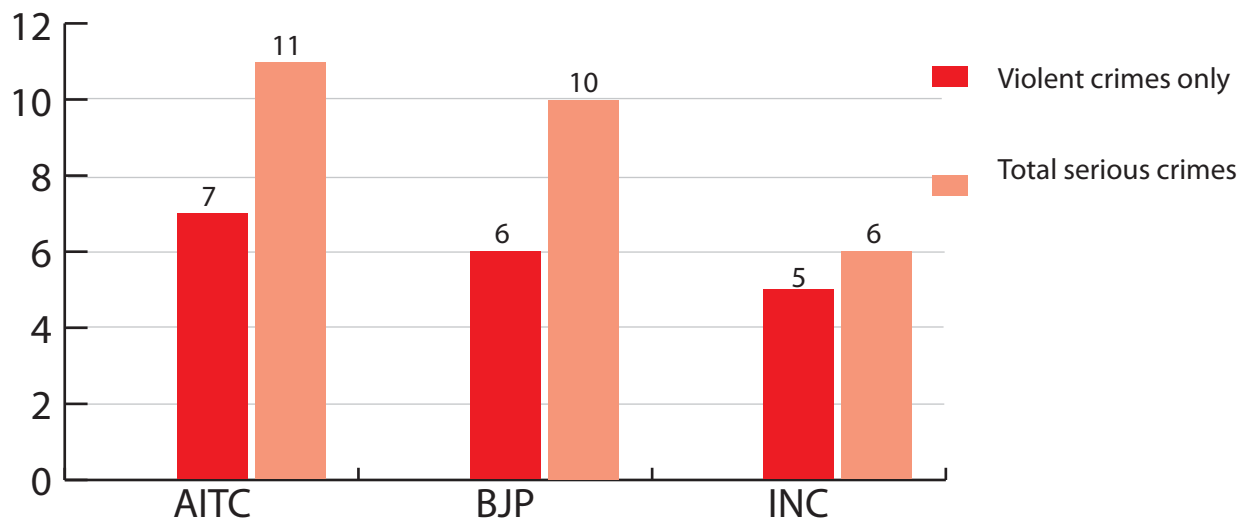
**Table: Serious IPC section break up for candidates of major parties**

IPC/Party	IPC Description	AITC	BJP	INC	Total for major parties
<b><i>VIOLENT CRIMES</i></b>					
300 302 303 304 304A 304B 305 306	Murder & related	0	0	3	3
307 308	Attempt to murder	2	1	1	4
321 322 323 324 325 326	Voluntarily causing hurt by dangerous weapons or means	4	4	0	8
359 360 361 362 363 363A 364 364A 365 366 366A 366B 367 368 369	kidnapping	1	0	1	2
372 373	Buying or selling minor for prostitution	0	1	0	1
<b>Total Violent Crimes</b>		<b>7</b>	<b>6</b>	<b>5</b>	<b>18</b>
<b><i>ROBBERY, EXTORTION, THEFT, CHEATING ETC</i></b>					
378 379 380 381 382	theft related	4	3	1	8
383 384 385 386 387 388 389	extortion	0	1	0	1
<b>Total Theft related crimes</b>		<b>4</b>	<b>4</b>	<b>1</b>	<b>9</b>
<b>Total for major parties</b>		<b>11</b>	<b>10</b>	<b>6</b>	<b>27</b>

**Figure : Serious IPC section break up for candidates of major parties**



**Figure: Comparison total serious crimes vs total violent crimes (murder, kidnapping etc)- party wise**



## Party wise comparison of pending criminal cases on candidates in Lok Sabha 2004 vs Lok Sabha 2009

A comparison between 2009 & 2004 Lok Sabha elections of candidates with pending criminal cases of 3 major parties shows an interesting trend. For all 3 major parties- AITC, BJP & INC the percentage of candidates with pending criminal cases has increased in Lok Sabha 2009 elections as compared to Lok Sabha 2004 elections. Details are given below.

**Table: Comparison Lok Sabha 2004 vs Lok Sabha 2009**

Party	Lok Sabha 2004			Lok Sabha 2009		
	Number of candidates analysed	Candidates with pending criminal cases	% of candidates with pending criminal cases	Number of candidates analysed	Candidates with pending criminal cases	% of candidates with pending criminal cases
AITC	28	3	11%	27	6	22%
BJP	13	1	8%	42	6	14%
INC	36	5	14%	14	3	21%

## Details for candidates based on pending criminal cases

The table below lists top 20 candidates with serious pending criminal cases. Almost all of them had pending criminal cases of murder, attempt to murder, kidnapping, dacoity etc. Bangshi Badan Barman from Coochbehar had 25 serious IPC counts against him. Out of these 20 candidates with most serious pending criminal cases, only 3 won and rest 17 were rejected by the voters. The detailed list is given below.

S No	Name	Constituency	Party	Age	Seri-ous IPC Counts	Total no. of Cases	IPC counts related to violent crimes like murder, kidnapping, theft, extortion, dacoity & cheating etc	won/ Lost
1	Bangshi Badan Barman	Coochbehar	IND	41	25	9	2 charges related to murder, 5 charges related to attempt to murder, 4 charges related to theft.	lost
2	DHARMENDRA SINGH	Barrackpur	IND	36	9	10	1 charge related to murder, 4 charges related to attempt to murder & 1 charge of kidnapping.	lost
3	Ajit Prasad Mahato	Purulia	JMM	56	9	5	3 charges of attempt to murder, 2 charges of theft	lost
4	Paresh Marandi	Bankura	JMM	54	7	2	2 charges of attempt to murder, 2 charges of theft	lost
5	SANKAR HAL-DAR	Bardhaman Purba	BJP	47	5	5	1 charge of attempt to murder, 1 charge of theft	lost
6	AMITAVA BHATTACHARYA	Sreerampur	IND	41	5	3	1 charge of theft	lost
7	Rustam Ali	Maldaha Dakshin	IND	39	5	1	1 charge each of murder & attempt to murder, 1 charge of theft	lost
8	GOPAL ROUT	Barrackpur	IND	40	4	5	2 charges of attempt to murder, 1 charge of theft	lost
9	MOLOY GHATAK	Asansol	AITC	52	4	4	1 charge of attempt to murder, 1 charge of theft	lost
10	ASGAR ALI (GAJLU)	Birbhum	SP	42	4	4	4 charges of theft	lost
11	ADHIKARI SU-VENDU	Tamluk	AITC	39	4	3	1 charge each of attempt to murder & kidnapping, 1 charge of theft	won
12	BARNALI MUKHOPADHYAY	Kolkata Dakshin	IND	36	4	2	1 charge of attempt to murder	lost
13	Nripendra Nath Ray	Coochbehar	AIFB	49	4	1	1 charge each of murder & attempt to murder.	won
14	ADHIR RANJAN CHOWDHURY	Baharampur	INC	53	3	5	3 charges of murder.	won
15	Abdul Karim Chowdhary	Raiganj	IND	62	3	4	3 charges of theft.	lost

S No	Name	Constituency	Party	Age	Seri-ous IPC Counts	Total no. of Cases	IPC counts related to violent crimes like murder, kidnapping, theft, extortion, dacoity & cheating etc	won/ Lost
16	ABHIJIT DAS	Diamond Har- bour	BJP	39	3	1	1 charge each of theft & extortion.	lost
17	Ghosh Mridul	Balurghat	AU DF	30	2	3	1 charge of murder, 1 charge of dacoity	lost
18	Upendra Nath Das	Raiganj	IND	47	2	2	1 charge of theft	lost
19	NIMAI BARMAN	Jaynagar	RSP	53	2	2	1 charge of murder, 1 charge of dacoity.	lost
20	Narayan Chandra Samat	Ghatal	BSP	60	2	1	2 charges of kidnapping	lost



# Pending criminal cases- analysis for MPs

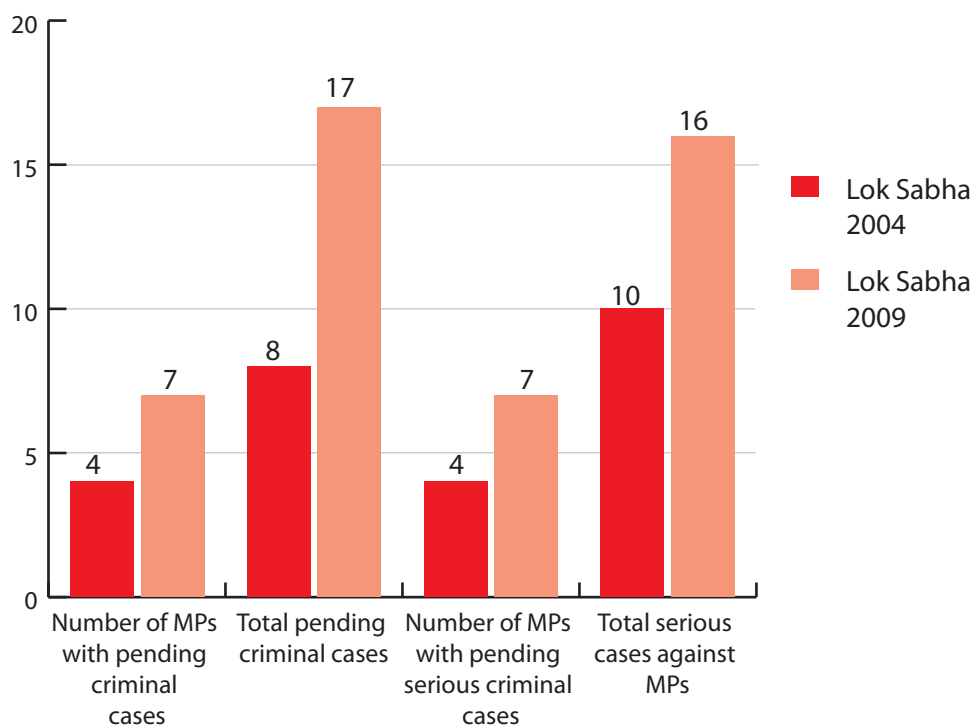
Out of 42 MPs in Lok Sabha 2009, 7 MPs have pending criminal cases against them. All 7 MPs have pending serious criminal cases. Contrasting this with Lok Sabha 2004, 4 MPs had serious pending criminal cases.

Given below is a comparative analysis for MPs with pending criminal cases elected for Lok Sabha 2009. The presence of MPs with pending criminal cases in Lok Sabha 2009 has increased by 75%, so is the number of total pending criminal cases which have increased by almost 113%.

**Table: Comparison Lok Sabha 2004 & Lok Sabha 2009- MPs with pending criminal cases**

	Lok Sabha 2004	Lok Sabha 2009	In-crease	% increase
Number of MPs with pending criminal cases	4	7	3	75%
Total Pending criminal cases	8	17	9	113%
Number of MPs with pending serious criminal cases	4	7	3	75%
Total serious IPC sections against MPs	10	16	6	60%

**Figure: Comparison Lok Sabha 2004 & Lok Sabha 2009- MPs with pending criminal cases**



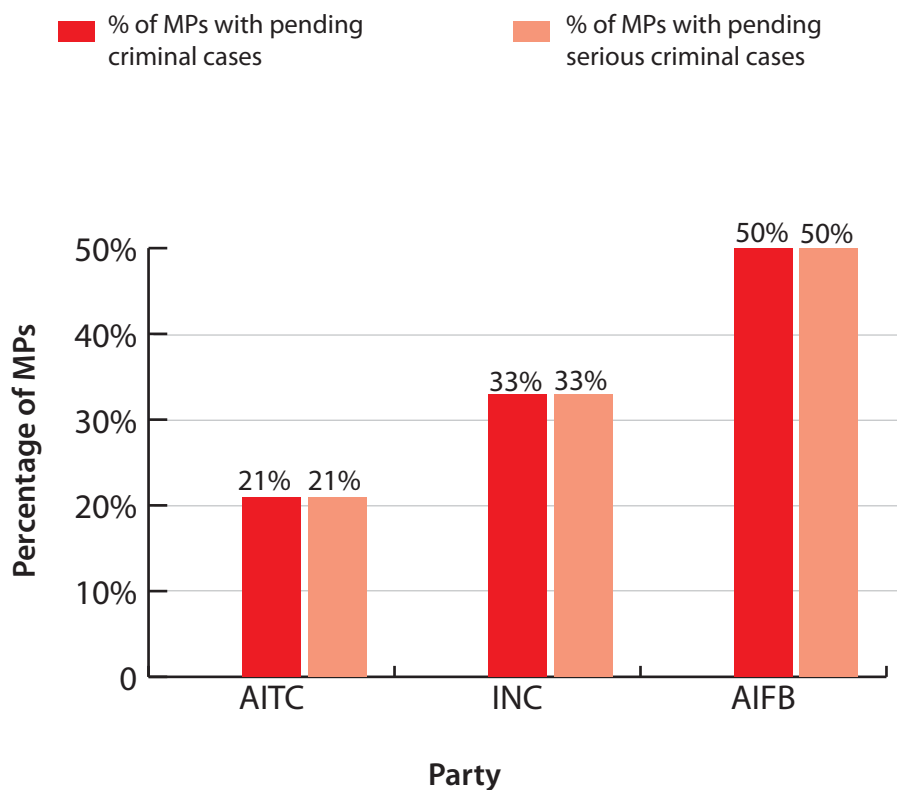
## Party wise break up for MPs with pending criminal cases

Out of total 7 MPs with pending criminal cases 4 are from AITC, 2 from INC & 1 from AIFB.

**Table: MP with pending criminal cases- party wise**

Party	Total candidates analysed	Total MPs	MPs with pending criminal cases	% of MPs with pending criminal cases	MPs with pending serious criminal cases	% of MPs with pending serious criminal cases
AITC	27	19	4	21%	4	21%
INC	14	6	2	33%	2	33%
AIFB	3	2	1	50%	1	50%

**Figure: % MPs with pending criminal cases**



## Party wise comparison of pending criminal cases on MPs in Lok Sabha 2004 & Lok Sabha 2009

Given below is the party wise comparison of MPs from Lok Sabha 2004 and Lok Sabha 2009. It shows the number of MPs with pending criminal cases increased for AITC and remained same for INC and AIFB

**Table: Comparison Lok Sabha 2004 vs 2009- MPs with pending criminal cases- party wise**

Party	Lok Sabha 2004			Lok Sabha 2009		
	Number of MPs	Number of MPs with Pending criminal cases	% of MPs with pending criminal cases	Number of MPs	Number of MPs with Pending criminal cases	% of MPs with pending criminal cases
AITC	1	0	0%	19	4	21%
INC	5	2	40%	6	2	33%
AIFB	3	1	33%	2	1	50%

## Party wise break up for MPs with serious pending criminal cases

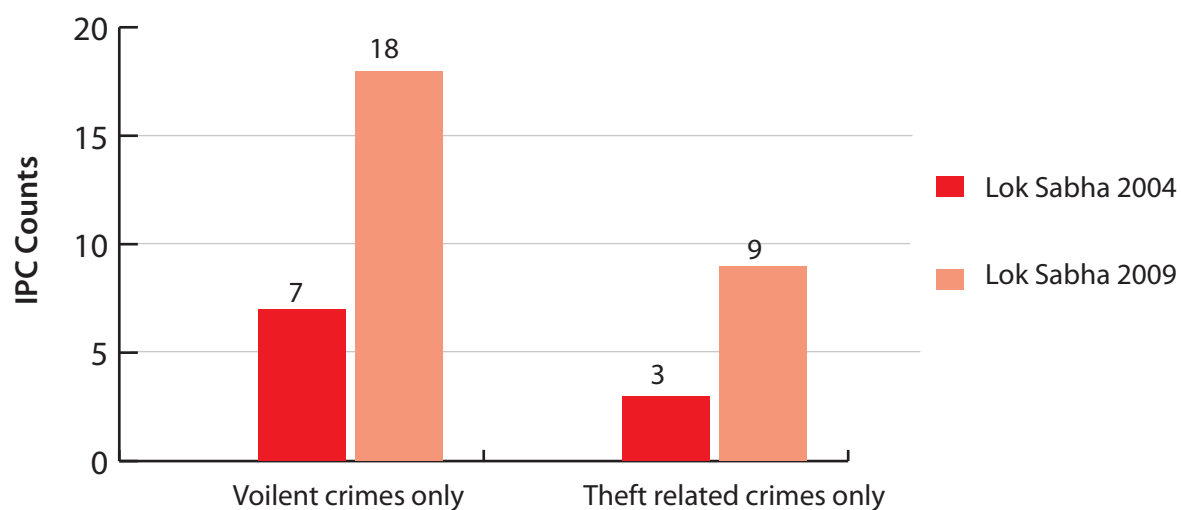
The table below gives summary of all serious violent offences related to murder, kidnapping, extortion, theft, robbery and dacoity etc for MPs of major parties. All serious IPC's have been clubbed under four heads namely- violent crimes; robbery, extortion, theft etc; financial frauds and other serious crimes. As can be seen from the table MPs of AITC have 7 pending serious criminal IPC counts against them. For INC MPs the figure is 5 & for AIFB it is 4.

**Table: Serious IPC section break up for MPs of major parties**

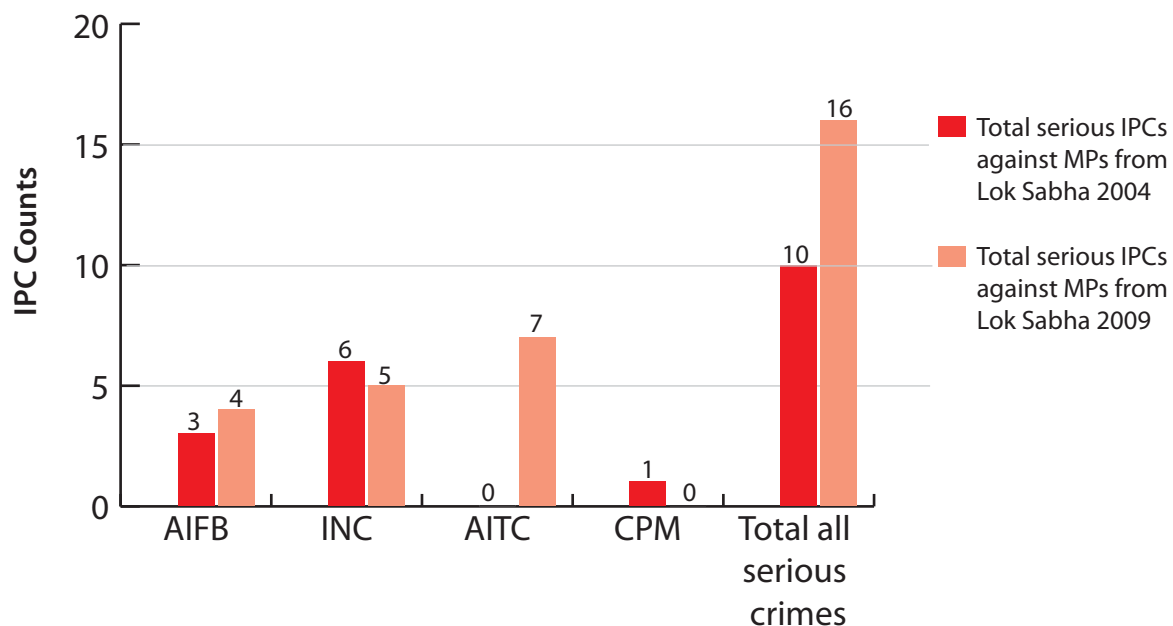
IPC/Party	IPC Description	AITC	INC	AIFB	Total
<b>Violent Crimes</b>					
300 302 303 304 304A 304B 305 306	Murder & related	0	3	1	4
307 308	Attempt to murder	1	1	1	3
321322 323 324 325 326	Voluntarily causing hurt by dangerous weapons or means	2	0	2	4
359 360 361 362 363 363A 364 364A 365 366 366A 366B 367 368 369	kidnapping	1	1	0	2
Total Violent Crimes		4	5	4	13
<b>Robbery, extortion, theft etc</b>					
378 379 380 381 382	theft related	3	0	0	3
Total Theft related crimes		3	0	0	3
<b>Total</b>		<b>7</b>	<b>5</b>	<b>4</b>	<b>16</b>

The graph given below shows that comparing 2004 and 2009 Lok Sabha it is clearly visible that there has been an increase in violent crimes, crimes related to theft. Overall, the number of total serious crimes has increased from 10 in Lok Sabha 2004 to 16 in Lok Sabha 2009.

**Figure: Comparison Lok Sabha 2004 Vs Lok Sabha 09: types of violent crimes**



**Figure: Party wise comparison of MPs and serious IPC counts for Lok Sabha 2004 & Lok Sabha 2009**



## MPs with most serious pending criminal cases

Given below is a list of MPs who have most serious pending criminal cases against them.

S. No.	Name	Constituency	Party	Age	Serious IPC Counts	Total No of Cases	Details of Serious IPC Counts
1	ADHIKARI SUVENDU	Tamluk	AITC	39	4	3	1 charge each of attempt to murder & kidnapping, 1 charge of theft
2	Nripendra Nath Ray	Coochbehar	AIFB	49	4	1	1 charge each of murder & attempt to murder.
3	ADHIR RANJAN CHOWDHURY	Baharampur	INC	53	3	5	3 charges of murder.
4	ABDUL MANNAN HOSAIN	Murshidabad	INC	56	2	1	1 charge each of attempt to murder & kidnapping
5	TAPAS PAUL	Krishnanagar	AITC	51	1	5	1 charge of theft
6	AMBICA BANNERJEE	Howrah	AITC	82	1	1	1 charge of causing grievous hurt
7	ADHIKARI SISIR KUMAR	Kanthi	AITC	69	1	1	1 charge of theft

# Analysis based on assets

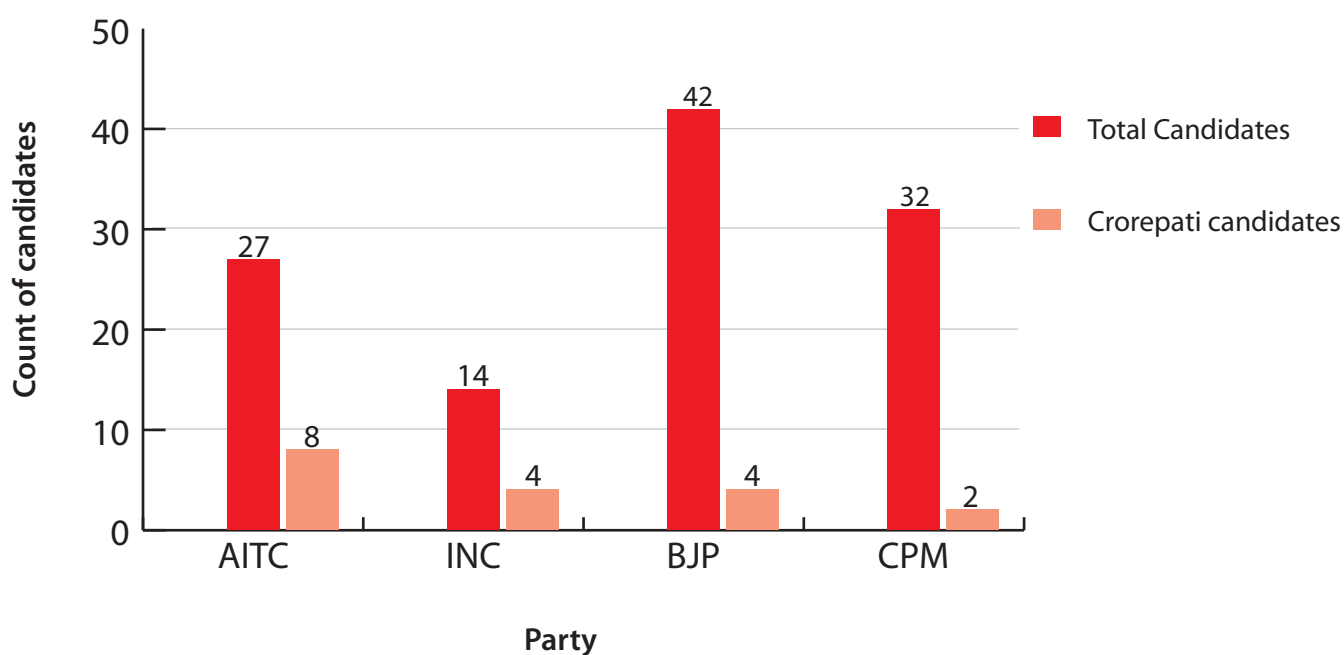
## Analysis based on assets – for candidates

Out of 367 candidates contested in Lok Sabha 2009, 36 (10%) were crorepatis. AITC had 30% of its contested candidates as crorepatis, whereas INC had 29% crorepati candidates.

**Table: Crorepati candidates- party wise break up**

Party	Total candidates analysed by NEW	Crorepati candidates	% of crorepati candidates
AITC	27	8	30%
INC	14	4	29%
BJP	42	4	10%
CPM	32	2	6%
other parties	252	18	7%
Total	367	36	10%

**Figure: Crorepati candidates from major parties**



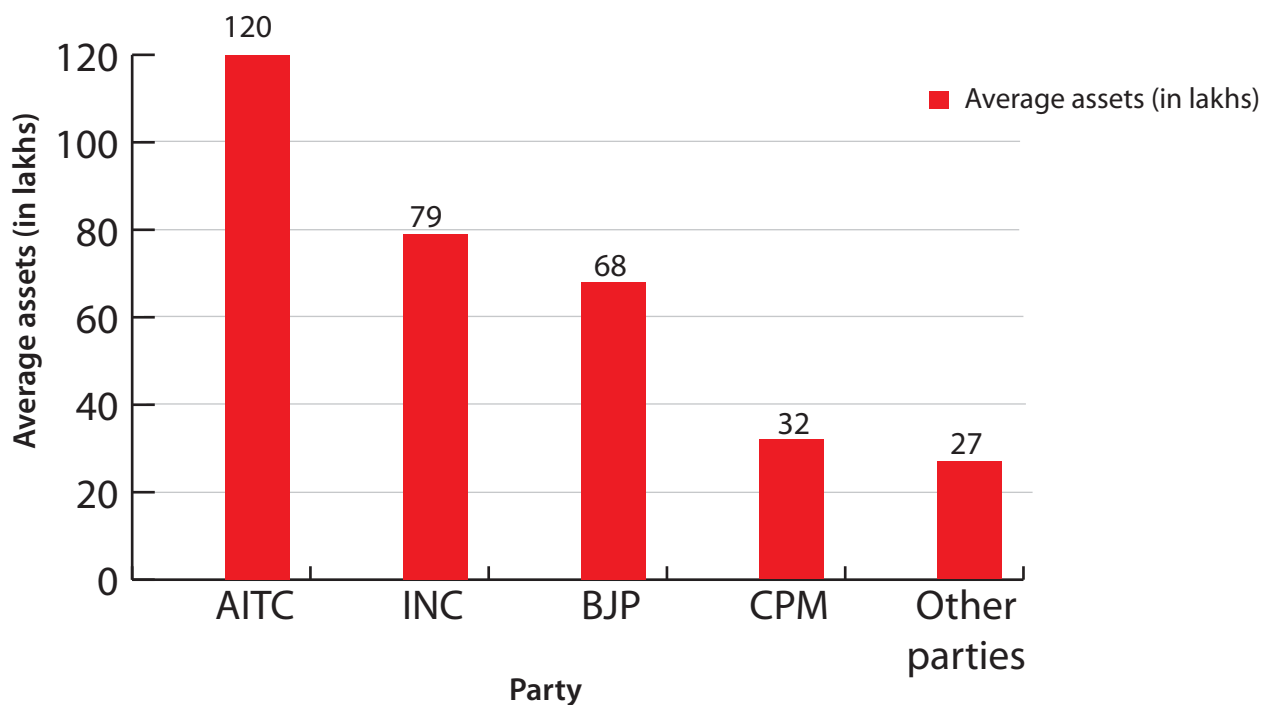
## Average assets for Candidates – Party wise

For candidates of AITC average assets were approx Rs 1 crores. These were more than 79 Lakhs for INC and approx 68 Lakhs for BJP. Detailed list is given below.

**Table: Average assets for candidates party wise**

Party	Average Assets	Candidates analyzed
AITC	Rs 1,19,93,031 ~ 1 Cror+	27
INC	Rs 79,48,950 ~ 79 Lacs+	14
BJP	Rs 67,81,052 ~ 67 Lacs+	42
CPM	Rs 31,81,143 ~ 31 Lacs+	32
Other parties	Rs 26,59,168 ~ 26 Lacs+	252

**Figure: Average assets (in lakhs) for candidates of major parties**



## Top 20 crorepati candidates

Given below is the list of top 20 crorepati candidates who contested in Lok Sabha 2009 elections from West Bengal.

**Table: Top 20 Crorepati Candidates in West Bengal**

S No	Name	Constitu-ency	Party	Movable As-sets (Rs)	Immovable Assets (Rs)	Total Assets (Rs)	PAN given	Won/ Lost
1	NURE ALAM CHOWDHURY	Ghatal	AITC	1,44,00,000	8,85,00,000	10,29,00,000 10 Cror+	Y	lost
2	JASWANT SINGH	Darjeeling	BJP	1,12,96,845	7,22,75,000	8,35,71,845 8 Cror+	Y	won
3	AVINASH KUMAR AGARWAL	Kolkata Uttar	LJP	2,35,47,034	5,56,00,000	7,91,47,034 7 Cror+	Y	lost
4	AMBICA BANERJEE	Howrah	AITC	99,26,674	5,30,00,000	6,29,26,674 6 Cror+	Y	won
5	R.N. CHAUDHURY	Diamond Harbour	BSP	56,30,000	4,55,00,000	5,11,30,000 5 Cror+	Y	lost
6	RAM AVTAR GUPTA	Howrah	BSP	2,62,65,908	1,59,52,000	4,22,17,908 4 Cror+	Y	lost
7	SATYA BRATA MOOKHERJEE	Krishnanagar	BJP	1,25,35,120	2,60,67,650	3,86,02,770 Cror+	Y	lost
8	SANAT BHAT-TACHARYA	Jadavpur	BJP	2,87,000	3,30,00,000	3,32,87,000 3 Cror+	Y	lost
9	SANDIPAN BISWAS	Kolkata Uttar	IND	2,95,23,052	33,00,000	3,28,23,052 3 Cror+	Y	lost
10	ZAMIRUL HASSAN	Jangipur	AU DF	50,36,000	2,62,61,868	3,12,97,868 3 Cror+	Y	lost
11	SALIM MAKKAR	Basirhat	MUL	5,20,000	3,00,00,000	3,05,20,000 3 Cror+	Y	lost
12	ADHIR RANJAN CHOWDHURY	Baharampur	INC	1,91,10,557	1,08,33,000	2,99,43,557 2 Cror+	Y	won
13	DINESH TRIVEDI	Barrackpur	AITC	1,78,53,930	93,50,000	2,72,03,930 2 Cror+	Y	won
14	PRANAB MUKHER-JEE	Jangipur	INC	84,61,890	1,84,58,589	2,69,20,479 2 Cror+	Y	won
15	GHOSH BABU SAW	Baharampur	IND	3,75,000	2,00,00,000	2,03,75,000 2 Cror+	Y	lost
16	PRADIP GHOSH	Sreerampur	AU DF	6,79,500	1,80,00,000	1,86,79,500 1 Cror+	Y	lost
17	SHARAD KUMAR SINGH	Kolkata Uttar	BSP	28,16,966	1,52,08,100	1,80,25,066 1 Cror+	Y	lost
18	SUDIN CHATTO-PADHYAY	Barasat	AIFB	1,08,40,126	55,00,500	1,63,40,626 1 Cror+	Y	lost
19	ARUN KUMAR AGARWAL	Darjeeling	IND	2,32,570	1,60,00,000	1,62,32,570 1 Cror+	Y	lost
20	KALYAN BANERJEE	Sreerampur	AITC	1,61,46,266	0	1,61,46,266 1 Cror+	Y	won



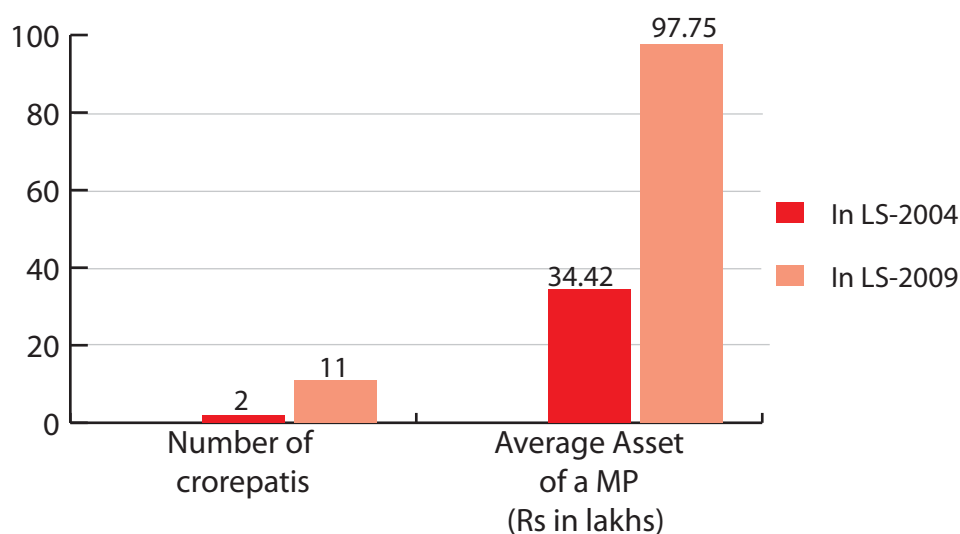
## Analysis based on assets- for MPs

Out of 42 MPs in Lok Sabha 2009 from West Bengal, 11 MPs are crorepatis as compared to 2 crorepati MPs from Lok Sabha 2004 i.e an increase of 450%. The average asset of a MP in Lok Sabha 2004 was Rs 34.42 lakhs which rose to Rs 97.75 in Lok Sabha 2009. Between 2004 & 2009 there has been an average asset increase of 183% for MPs.

**Table: Comparison Lok Sabha 2004 and 2009 based on assets**

	In Lok Sabha 2004	In Lok Sabha 2009	Increase	% Increase
Number of crorepatis	2	11	9	450%
Average Asset of a MP (Rs in lakhs)	34.42	97.75	63.33	183%

**Figure: Comparison Lok Sabha 2004 and Lok Sabha 2009 based on assets**



## **Chances of winning based on assets**

As can be seen from the table, the higher the assets the more are the chances of winning of a candidate. 40% of the candidates who declared assets of Rs 5 crore and above won. On the other hand only 1% of candidates with assets less than 10 lakh won. The election results seemed to be highly influenced by the money power of the candidates

**Table: Chances of winning based on assets**

<b>Value of assets</b>	<b>No of candidates</b>	<b>No of MPs</b>	<b>% of MPs</b>
Very high (5 cr and above)	5	2	40%
High (50 lakhs to 5 cr)	52	14	27%
Medium (50 lakhs to 10 lakhs)	122	24	20%
Low (less than 10 lakhs)	188	2	1%

## Crorepati MPs- Party wise break up

37% MPs of AITC are crorepati where as for INC the corresponding figure is 50%. Over all 26% of the MPs (11 out of 42 MPs) in Lok Sabha 2009 from West Bengal are crorepatis. Table below gives details of crorepati MPs of major parties.

**Table: Crorepati MPs- Party wise break up**

Party	Total Candi- dates	Total crorepati candidates	Total MPs	Total crorepati MPs	% of crorepati MPs
AITC	27	8	19	7	37%
INC	14	4	6	3	50%
BJP	42	4	1	1	100%

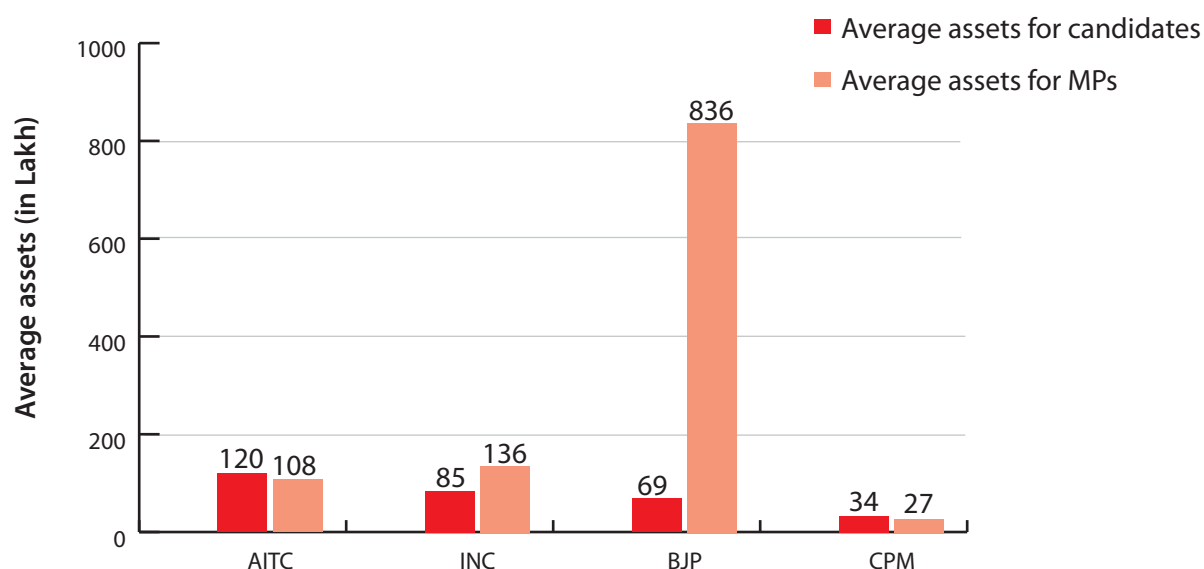
## Average assets per MP for major parties

Average asset of a MP from AITC is Rs 1.08 crores, for INC it is Rs 1.36 crores, for BJP it is Rs 8.35 crores & for CPM it is Rs 27 Lakhs.

**Table: Average assets for MPs**

Party	No of candidates	Average assets for candi- dates	No of MPs	Average assets for MPs
AITC	27	Rs 1,19,93,031 ~ 1 Cror+	19	Rs 1,08,10,509 ~ 1 Cror+
INC	14	Rs 79,48,950 ~ 79 Lacs+	6	Rs 1,36,36,354 ~ 1 Cror+
BJP	42	Rs 67,81,052 ~ 67 Lacs+	1	Rs 8,35,71,845 ~ 8 Cror+
CPM	32	Rs 31,81,143 ~ 31 Lacs+	9	Rs 27,00,651 ~ 27 Lacs+

**Figure: Comparison average assets for candidates & MPs in Lok Sabha 2009**



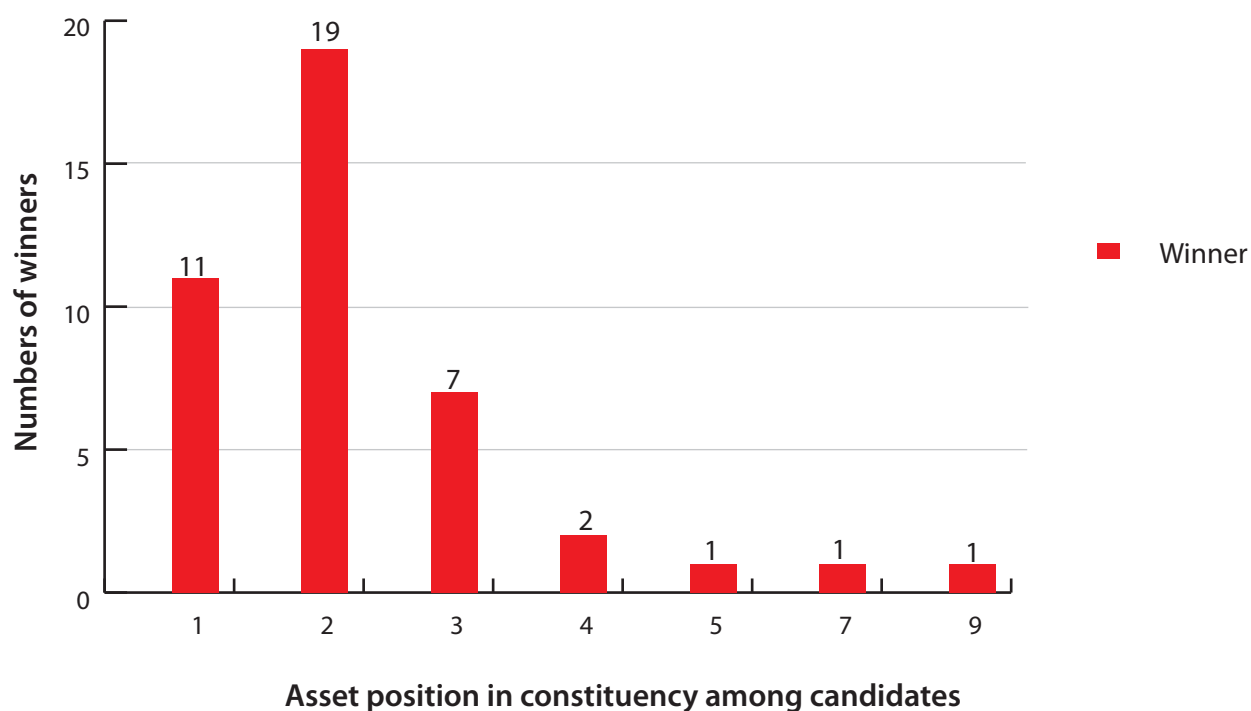
## Asset position in constituency among candidates and chances of winning

The following table gives an analysis of asset position in constituency among candidates (highest asset to lowest asset) and their chances of winning. From 11 constituencies i.e. 26% constituencies, candidates with highest declared assets according to their own self sworn affidavits emerged as MPs. From 45% constituencies candidates with second highest declared assets won. The number of MPs kept decreasing according to their position based on assets in the constituency as per their self declared affidavits.

**Table: Position in constituency based on assets and MPs**

Position in constituency based on assets	Total MPs	% of MPs
1	11	26%
2	19	45%
3	7	17%
4	2	5%
5	1	2%
7	1	2%
9	1	2%
Grand Total	42	100%

**Figure: Asset position in constituency among candidates and MPs**



## Crorepati MPs – PAN not given

7 crorepati MPs from West Bengal have not declared their PAN details even though their declarations are part of the affidavit. Their names are given below-

**Table: Crorepati MPs PAN not given**

Name	Constituency	Party	Movable Assets (Rs)	Immovable Assets (Rs)	Total Assets (Rs)	PAN Given
Abu Hasem Khan Choudhury	Maldaha Dakshin	INC	9,62,797 9 Lacs+	78,20,000 78 Lacs+	87,82,797 87 Lacs+	N
CHOUDHURY MOHAN JATUA	Mathurapur	AITC	2,70,000 2 Lacs+	23,15,000 23 Lacs+	25,85,000 25 Lacs+	N
GOBINDA CHANDRA NASKAR	Bangaon	AITC	14,99,315 14 Lacs+	10,50,200 10 Lacs+	25,49,515 25 Lacs+	N
Manohar Tirkey	Alipurduars	RSP	18,48,725 18 Lacs+	60,000 60 Thou+	19,08,725 19 Lacs+	N
Prasanta Kumar Majumdar	Balurghat	RSP	72,585 72 Thou+	15,44,287 15 Lacs+	16,16,872 16 Lacs+	N
Pulin Bihari Baske	Jhargram	CPM	7,34,298 7 Lacs+	7,50,000 7 Lacs+	14,84,298 14 Lacs+	N
Nripendra Nath Ray	Coochbehar	AIFB	2,33,170 2 Lacs+	9,00,000 9 Lacs+	11,33,170 11 Lacs+	N

## Details of top 20 MPs based on maximum assets

The table given below is a list of top 20 MPs with highest assets.

S. No.	Name	Constituency	Party	Movable Assets (Rs)	Immovable Assets (Rs)	Total Assets (Rs)	PAN Given
1	Jaswant Singh	Darjeeling	BJP	1,12,96,845	7,22,75,000	8,35,71,845 8 Cror+	Y
2	AMBICA BANERJEE	Howrah	AITC	99,26,674	5,30,00,000	6,29,26,674 6 Cror+	Y
3	ADHIR RANJAN CHOWDHURY	Baharampur	INC	1,91,10,557	1,08,33,000	2,99,43,557 2 Cror+	Y
4	DINESH TRIVEDI	Barrackpur	AITC	1,78,53,930	93,50,000	2,72,03,930 2 Cror+	Y
5	PRANAB MUKHERJEE	Jangipur	INC	84,61,890	1,84,58,589	2,69,20,479 2 Cror+	Y
6	KALYAN BANERJEE	Sreerampur	AITC	1,61,46,266	0	1,61,46,266 1 Cror+	Y
7	SOMENDRA NATH MITRA	Diamond Harbour	AITC	74,32,487	67,48,345	1,41,80,832 1 Cror+	Y
8	SATABDI ROY (BANERJEE)	Birbhum	AITC	52,48,000	79,00,000	1,31,48,000 1 Cror+	Y
9	KAKALI GHOSH DASTIDAR	Barasat	AITC	1,06,42,600	19,33,700	1,25,76,300 1 Cror+	Y
10	Deepa Das-munsi	Raiganj	INC	1,03,89,145	21,25,000	1,25,14,145 1 Cror+	Y
11	SUCHARU RANJAN HALDAR	Ranaghat	AITC	8,82,896	1,00,00,000	1,08,82,896 1 Cror+	Y
12	TAPAS PAUL	Krishnanagar	AITC	24,88,267	71,25,960	96,14,227 96 Lacs+	Y
13	Abu Hasem Khan Choudhury	Maldaha Dakshin	INC	9,62,797	78,20,000	87,82,797 87 Lacs+	N
14	RATNA DE	Hooghly	AITC	71,60,448	15,70,000	87,30,448 87 Lacs+	Y

S. No.	Name	Constituency	Party	Movable Assets (Rs)	Immovable Assets (Rs)	Total Assets (Rs)	PAN Given
15	ANUP KUMAR SAHA	Bardhaman Purba	CPM	35,80,944	50,42,000	86,22,944 86 Lacs+	Y
16	SULTAN AHMED	Uluberia	AITC	30,26,230	30,00,000	60,26,230 60 Lacs+	Y
17	ADHIKARI SU-VENDU	Tamluk	AITC	13,73,684	33,78,250	47,51,934 47 Lacs+	Y
18	SUDIP BANDY-OPADHYAY	Kolkata Uttar	AITC	22,71,479	19,16,000	41,87,479 41 Lacs+	Y
19	SAUGATA RAY	Dum Dum	AITC	34,71,408	5,00,000	39,71,408 39 Lacs+	Y
20	Gurudas Dasgupta	Ghatal	CPI	30,04,001	6,50,000	36,54,001 36 Lacs+	Y

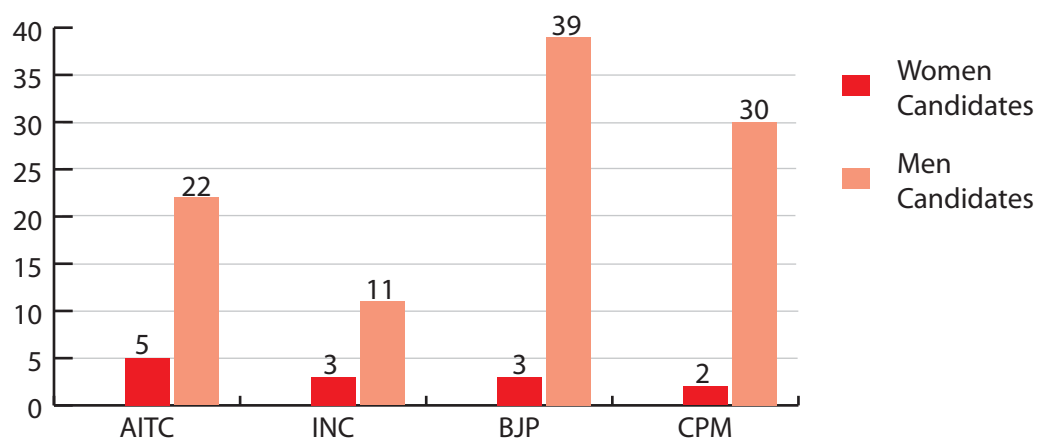
# Female representation in Lok Sabha 2009 elections

Out of 368 candidates who contested in Lok Sabha 2009 elections, only 29 or 8% were women. Out of these 29 only 7 or 17% emerged as MPs. The party wise break up for female candidates and MPs vis a vis male candidates and MPs is as below-

**Table: Party wise female representation analysis**

	AITC	INC	BJP	CPM	Others	Total
<b>Women</b>						
Candidates	5	3	3	2	16	29
MPs	4	2	0	1	0	7
% Women candidates	19%	21%	7%	6%	6%	8%
% Women MPs	21%	33%	0%	11%	0%	17%
<b>Men</b>						
Candidates	22	11	39	30	237	339
MPs	15	4	1	8	7	35
% Men candidates	81%	79%	93%	94%	94%	92%
% Men MPs	79%	67%	100%	89%	100%	83%
<b>Total</b>						
Candidates	27	14	42	32	253	368
MPs	19	6	1	9	7	42

**Figure: Candidate distribution based on gender**





# Full Asset and pending criminal cases details

## Assets for all MPs from West Bengal in Lok Sabha 2009

S. No.	Name	Constituency	Party	Total Assets (Rs)	Movable Assets (Rs)	Immovable Assets (Rs)	Liabilities (Rs.)	PAN Given
1	JASWANT SINGH	Darjeeling	BJP	8,35,71,845 8 Cror+	1,12,96,845 1 Cror+	7,22,75,000 7 Cror+	7,44,864 7 Lacs+	Y
2	AMBICA BANERJEE	Howrah	AITC	6,29,26,674 6 Cror+	99,26,674 99 Lacs+	5,30,00,000 5 Cror+	72,33,333 72 Lacs+	Y
3	ADHIR RANJAN CHOW-DHURY	Baharampur	INC	2,99,43,557 2 Cror+	1,91,10,557 1 Cror+	1,08,33,000 1 Cror+	19,26,083 19 Lacs+	Y
4	DINESH TRIVEDI	Barrackpur	AITC	2,72,03,930 2 Cror+	1,78,53,930 1 Cror+	93,50,000 93 Lacs+	0.00	Y
5	PRANAB MUKHERJEE	Jangipur	INC	2,69,20,479 2 Cror+	84,61,890 84 Lacs+	1,84,58,589 1 Cror+	0.00	Y
6	KALYAN BANERJEE	Sreerampur	AITC	1,61,46,266 1 Cror+	1,61,46,266 1 Cror+	0	21,25,000 21 Lacs+	Y
7	SOMENDRA NATH MITRA	Diamond Harbour	AITC	1,41,80,832 1 Cror+	74,32,487 74 Lacs+	67,48,345 67 Lacs+	1,87,387 1 Lacs+	Y
8	SATABDI ROY (BANERJEE)	Birbhum	AITC	1,31,48,000 1 Cror+	52,48,000 52 Lacs+	79,00,000 79 Lacs+	2,02,321 2 Lacs+	Y
9	KAKALI GHOSH DASTI-DAR	Barasat	AITC	1,25,76,300 1 Cror+	1,06,42,600 1 Cror+	19,33,700 19 Lacs+	3,35,000 3 Lacs+	Y
10	DEEPA DASMUNSI	Raiganj	INC	1,25,14,145 1 Cror+	1,03,89,145 1 Cror+	21,25,000 21 Lacs+	0.00	Y
11	SUCHARU RANJAN HALDAR	Ranaghat	AITC	1,08,82,896 1 Cror+	8,82,896 Lacs+	1,00,00,000 1 Cror+	0.00	Y
12	TAPAS PAUL	Krishnanagar	AITC	96,14,227 96 Lacs+	24,88,267 4 Lacs+	71,25,960 71 Lacs+	0.00	Y

S. No.	Name	Constituency	Party	Total Assets (Rs)	Movable Assets (Rs)	Immovable Assets (Rs)	Liabilities (Rs.)	PAN Given
13	ABU HASEM KHAN CHOUDHURY	Maldaha Dakshin	INC	87,82,797 87 Lacs+	9,62,797 9 Lacs+	78,20,000 78 Lacs+	0.00	N
14	RATNA DE	Hooghly	AITC	87,30,448 87 Lacs+	71,60,448 71 Lacs+	15,70,000 15 Lacs+	0.00	Y
15	ANUP KUMAR SAHA	Bardhaman Purba	CPM	86,22,944 86 Lacs+	35,80,944 35 Lacs+	50,42,000 50 Lacs+	0.00	Y
16	SULTAN AHMED	Uluberia	AITC	60,26,230 60 Lacs+	30,26,230 30 Lacs+	30,00,000 30 Lacs+	36,00,555 36 Lacs+	Y
17	ADHIKARI SUVENDU	Tamluk	AITC	47,51,934 47 Lacs+	13,73,684 13 Lacs+	33,78,250 33 Lacs+	0.00	Y
18	SUDIP BANDYOPAD-HYAY	Kolkata Uttar	AITC	41,87,479 41 Lacs+	22,71,479 22 Lacs+	19,16,000 19 Lacs+	1,96,506 1 Lacs+	Y
19	SAUGATA RAY	Dum Dum	AITC	39,71,408 39 Lacs+	34,71,408 34 Lacs+	5,00,000 5 Lacs+	0.00	Y
20	GURUDAS DASGUPTA	Ghatal	CPI	36,54,001 36 Lacs+	30,04,001 30 Lacs+	6,50,000 6 Lacs+	0.00	Y
21	ACHARIA BASUDEB	Bankura	CPM	32,49,037 32 Lacs+	26,66,037 26 Lacs+	5,83,000 5 Lacs+	0.00	Y
22	KABIR SUMAN	Jadavpur	AITC	32,06,685 32 Lacs+	5,58,304 5 Lacs+	26,48,381 26 Lacs+	0.00	Y
23	NARAHARI MAHATO	Purulia	AIFB	30,86,000 30 Lacs+	3,66,000 3 Lacs+	27,20,000 27 Lacs+	4,00,000 4 Lacs+	Y
24	MAHENDRA KUMAR ROY	Jalpaiguri	CPM	28,78,591 28 Lacs+	15,28,591 15 Lacs+	13,50,000 13 Lacs+	0.00	Y
25	CHOUDHURY MOHAN JATUA	Mathurapur	AITC	25,85,000 25 Lacs+	2,70,000 2 Lacs+	23,15,000 23 Lacs+	0.00	N
26	GOBINDA CHANDRA NASKAR	Bangaon	AITC	25,49,515 25 Lacs+	14,99,315 14 Lacs+	10,50,200 10 Lacs+	0.00	N

S. No.	Name	Constituency	Party	Total Assets (Rs)	Movable Assets (Rs)	Immovable Assets (Rs)	Liabilities (Rs.)	PAN Given
27	SAKTI MOHAN MALIK	Arambag	CPM	24,15,310 24 Lacs+	3,68,850 3 Lacs+	20,46,460 20 Lacs+	1,08,000 1 Lacs+	Y
28	SK. SAIDUL HAQUE	Bardhaman-Durgapur	CPM	24,14,520 24 Lacs+	4,16,520 4 Lacs+	19,98,000 19 Lacs+	1,28,172 1 Lacs+	Y
29	PRABODH PANDA	Medinipur	CPI	22,30,746 22 Lacs+	4,67,301 4 Lacs+	17,63,445 17 Lacs+	3,62,156 3 Lacs+	Y
30	MAUSAM NOOR	Maldaha Uttar	INC	19,47,359 19 Lacs+	2,07,359 2 Lacs+	17,40,000 17 Lacs+	2,34,488 2 Lacs+	Y
31	MANOHAR TIRKEY	Alipurduars	RSP	19,08,725 19 Lacs+	18,48,725 18 Lacs+	60,000 60 Thou+	0.00	N
32	DR. TARUN MONDAL	Jaynagar	IND	18,56,636 18 Lacs+	16,02,636 16 Lacs+	2,54,000 2 Lacs+	5,600 5 Thou+	Y
33	ABDUL MANNAN HOS-SAIN	Murshidabad	INC	17,09,788 17 Lacs+	3,53,163 3 Lacs+	13,56,625 13 Lacs+	10,06,391 10 Lacs+	Y
34	PRASANTA KUMAR MAJUMDAR	Balurghat	RSP	16,16,872 16 Lacs+	72,585 72 Thou+	15,44,287 15 Lacs+	0.00	N
35	PULIN BIHARI BASKE	Jhargram	CPM	14,84,298 14 Lacs+	7,34,298 7 Lacs+	7,50,000 7 Lacs+	0.00	N
36	BANSAGOPAL CHOW-DHURY	Asansol	CPM	14,23,763 14 Lacs+	3,73,763 3 Lacs+	10,50,000 10 Lacs+	0.00	Y
37	SK. NURUL ISLAM	Basirhat	AITC	11,55,500 11 Lacs+	5,55,500 5 Lacs+	6,00,000 6 Lacs+	8,07,500 8 Lacs+	Y
38	NRIPENDRA NATH RAY	Coochbehar	AIFB	11,33,170 11 Lacs+	2,33,170 2 Lacs+	9,00,000 9 Lacs+	0.00	N
39	ADHIKARI SISIR KUMAR	Kanthi	AITC	10,83,159 10 Lacs+	1,33,159 1 Lacs+	9,50,000 9 Lacs+	0.00	Y
40	SUSMITA BAURI	Bishnupur	CPM	10,78,000 10 Lacs+	78,000 78 Thou+	10,00,000 10 Lacs+	1,74,660. 1 Lacs+	Y

S. No.	Name	Constituency	Party	Total Assets (Rs)	Movable Assets (Rs)	Immovable Assets (Rs)	Liabilities (Rs.)	PAN Given
41	RAM CHANDRA DOME	Bolpur	CPM	7,39,396 7 Lacs+	2,39,396 2 Lacs+	5,00,000 5 Lacs+	0.00	Y
42	MAMATA BANERJEE	Kolkata Dakshin	AITC	4,73,194 4 Lacs+	4,73,194 4 Lacs+	0	0.00	Y

# Full details of pending criminal cases on MPs from West Bengal

S. No.	Name	State/ Dist	Constituency	Party	Age	Serious IPC Counts	No of Cases in which Ac-cused	No. of Cases in which Con-victed	Total
1	ADHIKARI SUVENDU	West Bengal	Tamluk	AITC	39	4	3	0	3
Cases (Accused) IPC Sections - 147,149,323,325,379 , Other Details - IPC Sections - 147,148,149,341,323,354 , Other Details - IPC Sections - 147,148,149,323,307,364 , Other Details -			Serious IPC Frequency Table						
			Serious IPC Sections			Number of Times they appear for this candidate			
			364			1			
			325			1			
			379			1			
			307			1			
			Total			4			
			IPC Section			Description			
			147			rioting			
			148			Rioting, armed with deadly weapon			
			149			Every member of unlawful assembly guilty of offence committed in prosecution of common object			
			307			Attempt to murder			
			323			voluntarily causing hurt			
			325			voluntarily causing grievous hurt			
Cases (Convicted) -----No Cases-----			341			wrongful restraint			
			354			Assault or criminal force to woman with intent to outrage her modesty			
			364			Kidnapping or abducting in order to murder			
			379			theft			
S. No.	Name	State/ Dist	Constituency	Party	Age	Serious IPC Counts	No of Cases in which Ac-cused	No. of Cases in which Con-victed	Total
2	Nripendra Nath Ray	WEST BENGAL	Cooch-behar	AIFB	49	4	1	0	1
Cases (Accused) 1. IPC Sections - 147,148,149,447,151,152,153, 332, 333, 353, 325,326,307,436, 302 , Other Details - 3/4 PDPP Act, 9/10 NPO Act			Serious IPC Frequency Table						

Cases (Convicted) -----No Cases----	<b>Serious IPC Sections</b>	<b>Number of Times they appear for this candidate</b>
	302	1
	325	1
	326	1
	307	1
	Total	4
	<b>IPC Section</b>	<b>Description</b>
	147	rioting
	148	Rioting, armed with deadly weapon
	149	Every member of unlawful assembly guilty of offence committed in prosecution of common object
	151	Knowingly joining or continuing in assembly of five or more persons after it has been commanded to disperse
	152	Assaulting or obstructing public servant when suppressing riot, etc.
	153	Wantonly giving provocation with intent to cause riot-if rioting be committed-if not committed
	302	Murder
	307	Attempt to murder
	325	voluntarily causing grievous hurt
	326	Voluntarily causing grievous hurt by dangerous weapons or means
	332	Voluntarily causing hurt to deter public servant from his duty
	333	Voluntarily causing grievous hurt to deter public servant from his duty
	353	Assault or criminal force to deter public servant from discharge of his duty
	436	Mischief by fire or explosive substance with intent to destroy house, etc.
	447	criminal trespass

S. No.	Name	State/ Dist	Constituency	Party	Age	Serious IPC Counts	No of Cases in which Accused	No. of Cases in which Convicted	Total
3	ADHIR RANJAN CHOWDHURY	WEST BENGAL	Baharampur	INC	53	3	5	0	5
Cases (Accused)  1. IPC Sections - 149, 302, 120B , Other Details - 2. IPC Sections - 143, 447, 341, 323, 427 , Other Details - 3. IPC Sections - 302, 34 , Other Details - 4. IPC Sections - 447, 302, 120B, 34 , Other Details - 25/27 Arms Act & 3/4 E.S Act, 5. IPC Sections - 115, 120B, 506 , Other Details -			Serious IPC Frequency Table						
			Serious IPC Sections			Number of Times they appear for this candidate			
			302			3			
			Total			3			
			IPC Section			Description			
			34			Acts done by several persons in furtherance of common intention			
			115			Abetment of offence punishable with death or imprisonment for life-if offence not committed			
			120B			Punishment of criminal conspiracy			
			143			Being member of an unlawful assembly			
			149			Every member of unlawful assembly guilty of offence committed in prosecution of common object			
			302			Murder			
			323			voluntarily causing hurt			
			341			wrongful restraint			
Cases (Convicted) -----No Cases-----			427			Mischief causing damage to the amount of fifty rupees			
			447			criminal trespass			
			506			criminal intimidation			
S. No.	Name	State/ Dist	Constituency	Party	Age	Serious IPC Counts	No of Cases in which Accused	No. of Cases in which Convicted	Total
4	ABDUL MANNAN HOSSAIN	WEST BENGAL	Murshidabad	INC	56	2	1	0	1
Cases (Accused)  1. IPC Sections - 147,148,149,332,353,323,427,337,364,307,506 , Other Details -			Serious IPC Frequency Table						
			Serious IPC Sections			Number of Times they appear for this candidate			
			364			1			

Cases (Convicted) -----No Cases----			307	1						
			Total	2						
			IPC Section	Description						
			147	rioting						
			148	Rioting, armed with deadly weapon						
			149	Every member of unlawful assembly guilty of offence committed in prosecution of common object						
			307	Attempt to murder						
			323	voluntarily causing hurt						
			332	Voluntarily causing hurt to deter public servant from his duty						
			337	Causing hurt by act endangering life or personal safety of others						
			353	Assault or criminal force to deter public servant from discharge of his duty						
			364	Kidnapping or abducting in order to murder						
			427	Mischief causing damage to the amount of fifty rupees						
			506	criminal intimidation						
S. No.	Name	State/ Dist	Constituency	Party	Age	Serious IPC Counts	No of Cases in which Accused	No. of Cases in which Convicted	Total	
5	TAPAS PAUL	WEST BENGAL	Krishnanagar	AITC	51	1	5	0	5	
Cases (Accused)			Serious IPC Frequency Table							
			Serious IPC Sections		Number of Times they appear for this candidate					
			380		1					
			Total		1					
			IPC Section		Description					
			34		Acts done by several persons in furtherance of common intention					
			147		rioting					
			148		Rioting, armed with deadly weapon					



Cases (Convicted) -----No Cases----			188		Disobedience to order duly promulgated by public servant				
			380		Theft in dwelling house, etc.				
			427		Mischief causing damage to the amount of fifty rupees				
			448		house-trespass				
S. No.	Name	State/ Dist	Constituency	Party	Age	Serious IPC Counts	No of Cases in which Accused	No. of Cases in which Convicted	Total
6	AMBICA BANERJEE	WEST BENGAL	Howrah	AITC	82	1	1	0	1
Cases (Accused)  1. IPC Sections - 147, 148, 149, 427, 325, 506 , Other Details - Case no. 53/98 dt-01.03.98			Serious IPC Frequency Table						
			Serious IPC Sections			Number of Times they appear for this candidate			
			325			1			
			Total			1			
			IPC Section			Description			
			147			rioting			
			148			Rioting, armed with deadly weapon			
			149			Every member of unlawful assembly guilty of offence committed in prosecution of common object			
Cases (Convicted) -----No Cases----			325			voluntarily causing grievous hurt			
			427			Mischief causing damage to the amount of fifty rupees			
			506			criminal intimidation			
S. No.	Name	State/ Dist	Constituency	Party	Age	Serious IPC Counts	No of Cases in which Accused	No. of Cases in which Convicted	Total
7	ADHIKARI SISIR KUMAR	WEST BENGAL	Kanthi	AITC	69	1	1	0	1
Cases (Accused)  1. IPC Sections - 147,148,149,323,379,427 , Other Details - Gr 1138/81			Serious IPC Frequency Table						
			Serious IPC Sections			Number of Times they appear for this candidate			
			379			1			
			Total			1			
			IPC Section			Description			
			147			rioting			
			148			Rioting, armed with deadly weapon			

Cases (Convicted) -----No Cases----	149	Every member of unlawful assembly guilty of offence committed in prosecution of common object
	323	voluntarily causing hurt
	379	theft
	427	Mischief causing damage to the amount of fifty rupees



# LIST OF SERIOUS IPC SECTIONS CONSIDERED FOR THIS REPORT

Serious IPC Section	Description
121	Waging, or attempting to wage war, or abetting waging of war, against the Government of India
121A	Conspiracy to commit offences punishable by section 121
122	Collecting arms, etc., with intention of waging war against the Government of India
123	Concealing with intent to facilitate design to wage war
124	Assaulting President, Governor, etc., with intent to compel or restrain the exercise of any lawful power
124A	Sedition
153A	Promoting enmity between different groups on grounds of religion, race, place of birth, residence, language, etc., and doing acts prejudicial to maintenance of harmony
171B	Bribery
171C	Undue influence at elections
171D	Personation at elections
171E	bribery
171F	undue influence or personation at an election
171G	False statement in connection with an election
171H	Illegal payments in connection with an election
171I	Failure to keep election accounts
172	Absconding to avoid service of summons or other proceeding
177	Furnishing false information
181	False statement on oath or affirmation to public servant or person authorized to administer an oath or affirmation
191	Giving false evidence
192	Fabricating false evidence
193	false evidence
194	Giving or fabricating false evidence with intent to procure conviction of capital offence
195	Giving or fabricating false evidence with intent to procure conviction of offence punishable with imprisonment for life or imprisonment
196	Using evidence known to be false
197	Issuing or signing false certificate
198	Using as true a certificate known to be false
230	Coin defined
231	Counterfeiting coin
232	Counterfeiting Indian coin
233	Making or selling instrument for counterfeiting coin

Serious IPC Section	Description
234	Making or selling instrument for counterfeiting Indian coin
235	Possession of instrument, or material for the purpose of using the same for counterfeiting coin
236	Abetting in India the counterfeiting out of India of coin
237	Import or export of counterfeit coin
238	Import or export of counterfeits of the India coin
239	Delivery of coin, possessed with knowledge that it is counterfeit
240	Delivery of Indian coin, possessed with knowledge that it is counterfeit
241	Delivery of coin as genuine, which, when first possessed, the deliverer did not know to be counterfeit
242	Possession of counterfeit coin by person who knew it to be counterfeit when he became possess thereof
243	Possession of Indian coin by person who knew it to be counterfeit when he became possessed thereof
244	Person employed in mint causing coin to be of different weight or composition from that fixed by law
245	Unlawfully taking coining instrument from mint
246	Fraudulently or dishonestly diminishing weight or altering composition of coin
247	Fraudulently or dishonestly diminishing weight or altering composition of Indian coin
248	Altering appearance of coin with intent that it shall pass as coin of different description
249	Altering appearance of India coin with intent that it shall pass as coin of different description
250	Delivery of coin, possessed with knowledge that it is altered
251	Delivery of Indian coin, possessed with knowledge that it is altered
252	Possession of coin by person who knew it to be altered when he became possessed thereof
253	Possession of Indian coin by person who knew it to be altered when he became possessed thereof
254	Delivery of coin as genuine, which, when first possess, the deliverer did not know to be altered
255	Counterfeiting Government stamp
256	Having possession of instrument or material for counterfeiting Government stamp
257	Making or selling instrument for counterfeiting Government stamp
258	Sale of counterfeit Government stamp
259	Having possession of counterfeit Government stamp
260	Using as genuine a Government stamp known to be a counterfeit
274	Adulteration of drugs
275	Sale of adulterated drugs
292	Sale, etc., or obscene books, etc.
292A	Printing etc. of grossly indecent or scurrilous matter or matter intended for blackmail

Serious IPC Section	Description
293	Sale, etc., of obscene objects to young person
294	Obscene acts and songs
295	Injuring or defiling place of worship with intent to insult the religion of any class
295A	Deliberate and malicious acts, intended to outrage religious feelings or any class by insulting its religion or religious beliefs
299	Culpable homicide
300	Murder
301	Culpable homicide by causing death of person other than person whose death was intended
302	Murder
303	murder by life-convict
304	culpable homicide not amounting to murder
304A	Causing death by negligence
304B	Dowry death
305	Abetment of suicide of child or insane person
306	Abetment of suicide
307	Attempt to murder
308	Attempt to commit culpable homicide
324	Voluntarily causing hurt by dangerous weapons or means
325	voluntarily causing grievous hurt
326	Voluntarily causing grievous hurt by dangerous weapons or means
343	Wrongful confinement for three or more days
344	Wrongful confinement for ten or more days
359	Kidnapping
360	Kidnapping from India
361	Kidnapping from lawful guardianship
362	Abduction
363	kidnapping
363A	Kidnapping or maiming a minor for purposes of begging
364	Kidnapping or abducting in order to murder
364A	Kidnapping for ransom, etc.
365	Kidnapping or abducting with intent secretly and wrongfully to confine person
366	Kidnapping, abducting or inducing woman to compel her marriage, etc.
366A	Procreation of minor girl
366B	Importation of girl from foreign country
367	Kidnapping or abducting in order to subject person to grievous hurt, slavery, etc.

Serious IPC Section	Description
368	Wrongfully concealing or keeping in confinement, kidnapped or abducted person
369	Kidnapping or abducting child under ten years with intent to steal from its person
370	Buying or disposing of any person as slave
371	Habitual dealing in slave
372	Selling minor for purposes of prostitution, etc.
373	Buying minor for purposes of prostitution, etc.
374	Unlawful compulsory labour
375	Rape
376	rape
378	Theft
379	theft
380	Theft in dwelling house, etc.
381	Theft by clerk or servant of property in possession of master
382	Theft after preparation made for causing death, hurt or restraint in order to the committing of the theft
383	Extortion
384	extortion
395	dacoity
396	Dacoity with murder
411	Dishonestly receiving stolen property
412	Dishonestly receiving property stolen in the commission of a dacoity
413	Habitually dealing in stolen property
414	Assisting in concealment of stolen property
415	Cheating
416	Cheating by personation
417	cheating
418	Cheating with knowledge that wrongful loss may ensue to person whose interest offender is bound to protect
419	cheating by personation
420	Cheating and dishonestly inducing delivery of property
463	Forgery
465	forgery
466	Forgery of record of court or of public register, etc.
467	Forgery of valuable security, will, etc.
468	Forgery for purpose of cheating
469	Forgery for purpose of harming reputation

Serious IPC Section	Description
470	Forged document or electronic record
471	Using as genuine a forged document or electronic record



# Background on Association for Democratic Reforms(ADR) and National Election Watch(NEW)

## About ADR & NEW

Association for Democratic Reforms (ADR) was established in August 1999 by a group of Professors from the Indian Institute of Management (IIM), Ahmedabad. It started by filing a PIL in Delhi High Court in 1999 asking for disclosure of criminal, financial and educational background of candidates contesting elections. Based on this, Supreme Court in 2002 and subsequently in 2003, made disclosure of criminal, financial and educational background mandatory for candidates contesting Parliament and State Legislature elections, prior to the polls by filing an affidavit with the Election Commission.

The National Election Watch (NEW) is a nationwide campaign comprising of more than 1200 NGOs and other citizen led organizations working together on electoral reforms, improving democracy and governance in India. The National Election Watch is active in almost all states of India and has done election watch for all states and Lok Sabha elections to enable voters to make informed choice during elections.

## Brief background

Early 1999:	11 IIM-Ahmedabad professors get together to form Association for Democratic Reforms to work on electoral reforms.
August 1999:	ADR files PIL in Delhi High Court seeking disclosure of pending criminal cases by candidates contesting elections to parliament and state assemblies.
November 02, 2000:	Delhi High Court upholds above PIL.
December 2000:	Government of India appeals to Supreme Court against the judgment of Delhi High Court.
May 02, 2002:	Supreme Court rejects the appeal and upholds the High Court judgment.
June 28, 2002:	Election Commission issues orders to implement the Supreme Court judgment.
July 08, 2002:	All party meeting decides to amend Representation of People Act to prevent/dilute the Supreme Court's orders.
August 22, 2002:	Cabinet sends Ordinance for amending the Representation of People Act, to President for signature.
August 23, 2002:	President returns the Ordinance.
August 24, 2002:	Cabinet sends the Ordinance to the President a second time, the President signs, in keeping with the convention.
October 2002:	PILs filed in Supreme Court, including one by ADR, challenging the constitutional validity of the amendment to the Representation of People Act, done by above Ordinance.

- March 13, 2003: Supreme Court declares above amendment of the Representation of People Act as “illegal, null and void” and restores its May 02, 2002 judgment.
- March 27, 2003: Election Commission issues orders implementing the Supreme Court judgment.
- 2002-till date: First ADR, and now National Election Watch, conduct Election Watches in all Parliament and State Assembly elections, collecting copies of affidavits filed by candidates, and collating and summarizing the information given by candidate under oath.

Data for over 50,000 candidates, self-declared by the candidates themselves under the Supreme Court order, is now available.

- 2007: Files RTI applications before Election Commission and the Tax authorities seeking information whether Political Parties file their contribution reports as per Sec 29(A) of RPA (Representation of Peoples’ Act) 1951 to get tax benefits under Sec 13A of Income Tax Act, 1961
- 21 Jun 2007: EC response contains details on 21 parties’s contribution report. Many parties are listed for not submitting the reports ever. Tax Authorites refuse to divulge the information
- 2008: CIC on 2nd appeal allows tax returns of political parties to be made public and directs the authorities to furnish copies of the IT returns of the parties to public
- 2008: Scrutiny of copies of the return revelas that all the parties have availed benefit under Sec 13 A of the Income Tax Act, even those who have not filed their statutorily mandated contribution reports before Election Commission.
- 2008: Files a PIL in Supreme Court to issue order to conduct an inquiry to examine all defaulting parties whom have been given benefit of section 13A of Income Tax Act and to take appropriate action against the defaulting political parties to recover the income tax due from them from the date of default till date
- Nov, 14 2008: Supreme Court sets the PIL aside saying that the time is not appropriate to take up the PIL.
- Jan 2009: Discussion with network partners to strategize on next steps
- May 2009: Results of Lok Sabha Election Watch shows that majority of candidates with heinous criminal records lost elections.
- Nov 2009: First ever report on election expenses released by ADR and NEW.

## Our few achievements

- ADR won two milestone judgments on disclosure of candidate's criminal and financial records from the Supreme Court in May 2002 and March 2003 respectively. Since then, 1200 NGOs from all over the country are supporting ADR and ADR in partnership with its partners has organized Citizen Election Watch for all major elections and disclosed candidate's background information to the media and the public.
- After the Supreme Court's order, Members of Parliament (MPs) lined up to clear their outstanding dues to the Government for rent, electricity, phone bills and so on to avoid embarrassing disclosures while filing nomination papers.
- The Election Commission has completed a massive exercise based on the Gujarat Election Watch report to verify information filed by candidates in the nomination papers and affidavits, and has started proceedings against candidates with false declarations. They are now currently doing that for the subsequent elections as well.
- A Bill on Electoral Expenses passed in September 2003. The EC has taken it one-step forward and asked candidates to file a statement of expenses in every three days during the campaign. The EC has also made this information (in addition to the affidavits filed by candidates disclosing financial, criminal and educational background) available to citizens on request to Returning Officers, District Election Officers and the CEOs.
- Civil Society non-partisan Election Watches are springing up in different states. In the Lok Sabha 2004 Elections, 19 States and 5 Union Territories carried out Election Watches. In the Lok Sabha 2009 elections, Election Watches were held in all states and union territories in the country.
- Bihar Election Watch in October-November 2005 resulted in intense pressure on the Chief Minister Designate due to the extensive media coverage of candidate background. As a result, for the first time, Bihar has a Council of Ministers without any known criminal record.
- A national level political leader contacted ADR during the UP Election Watch in 2007 and wanted the list of candidates for his party with criminal details. Similarly, this also happened in the Karnataka Assembly Elections 2008.
- The Election Commission inaugurated Civil Society led National Conferences on Electoral Reforms in Ahmadabad, Bangalore, Patna, Lucknow and Mumbai. These Conferences were action oriented and resulted in successful Election Watch campaigns. The Election Commission has backed this work and the Chief Election Commissioner (CEC) has attended each year's Annual National Conference on Electoral and Political Reforms.
- The EC issued several very significant orders in the last one or two years relating to candidate disclosure, enforcing those affidavits are complete, taking action against false affidavits based on complaints, and disclosing electoral expenses.
- In April 2008, ADR obtained a landmark ruling from the Central Information Commission (CIC) saying that Income Tax Returns of Political Parties would now be available in the public domain along with the assessment orders.
- In the Karnataka Assembly Elections, 2008, there was a reduction in the number of candidates with serious offenses put by parties. There were 93 such cases against candidates in the 2008 elections, down from 217 in the 2004 assembly elections.
- Overall, the percentage of candidates with pending criminal cases came down from 20% to 14% in the assembly elections held in the country in 2008 for the states of Rajasthan, Chhattisgarh, Madhya Pradesh, NCT of Delhi and Mizoram.
- Mr. L.K. Advani, Leader of the BJP gave a press statement that the BJP would not field candidates with criminal records (October 2008). Mr. Rahul Gandhi, General Secretary of the Indian National Congress (INC), made similar announcement.
- A large number of candidates with serious pending cases that contested Lok Sabha 2009 elections like Pappu Yadav, Atiq Ahmed, Mukhtar Ansari, Akhilesh Singh, etc. lost.

- The number of total serious IPC sections against MPs decrease from 296 in Lok Sabha 2004 to 274 in Lok Sabha 2009.
- On Jan 25, 2010 both the Congress Chief Ms Sonia Gandhi and leader of opposition in Lok Sabha Ms Sushma Swaraj of BJP made public statements calling for a consensus on barring candidates with criminal backgrounds from contesting elections.
- On Feb 3, 2010 Prime Minister Manmohan Singh asks his Cabinet colleagues to disclose details of their assets and liabilities and refrain from dealing with the government on immovable property.

## **Some eminent persons who are or have been involved with this initiative**

1. Justice M.N. Venkatachaliah, Former Chief Justice of India
2. Justice Jeevan Reddy, Former Supreme Court Judge and Chairman of the Law Commission
3. Justice B.J. Divan, Former Chief Justice of the Gujarat High Court
4. (Late) Justice P.D. Desai, Former Chief Justice of the Gujarat High Court
5. Justice T.U. Mehta, Former Chief Justice of the Gujarat High Court
6. Mr. V. T. Shah, Former DG Police, Gujarat
7. Mr. Julio Rebeiro, Former DG Police, Maharashtra
8. Admiral Ram Tahiliani, Former Head of the Indian Navy, and President of Transparency International
9. Mr. J.M. Lyngdoh, Former Chief Election Commissioner of India
10. Mr. T.S. Krishnamurthy, Former Chief Election Commissioner of India
11. Mr. C G Somiah, Former Comptroller and Auditor General of India
12. Justice Shiva Shankar Bhatt, Former Justice of the Karnataka High Court
13. Mr. L.C. Jain, Former Member Planning Commission; Former High Commissioner to South Africa
14. Mr. T R Satish Chandran, Former Chief Secretary; Karnataka, Former Governor Goa
15. Dr. Samuel Paul, Former Director of IIM Ahmedabad
16. Dr. Narayan Sheth, Former Director of IIM Ahmedabad
17. Mr. Ramachandra Guha, Eminent Historian and columnist
18. Mr. P.S. Appu, IAS, Former Secretary to the Government of India
19. Mr. P.V. Shenoi, IAS, Former Secretary to the Government of India
20. Mr. K C Sivaramakrishnan, , Former Secretary to the Government of India
21. Mr. I.C. Dwivedi, Former DG Police, Uttar Pradesh
22. Justice Sachidanand Awasthi, Former Judge of the MP High Court
23. Mr. B.G. Deshmukh, Former Cabinet Secretary, Government of India
24. Justice Chandrashekhar Dharmadhikari, Former Justice of the Mumbai High Court
25. Mr. D.M. Sukhtankar, Former Chief Secretary; Maharashtra
26. Lt. Gen. Y.D. Sahasrabuddhe, Former Director General Army Service Corps
27. Justice S.C. Verma, Former Lokayukta U.P.
28. Justice Kamleshwar Nath, Former Judge of Allahabad High Court
29. Justice D.K. Trivedi, Former Judge of Allahabad High Court.
30. Shri R.C. Tripathi, Former Secy. Genl. Rajya Sabha
31. Shri S.A.T. Rizvi, Former Secy. Parliamentary Affairs, Govt. of India.

32. Prof. Banwari Lal Sharma, Formerly of Allahabad University
33. Prof. S.K. Agarwal, Former Vice Chancellor Agra University.
34. Dr. Bhumitra Dev, Former Vice Chancellor Gorakhpur and Ruhelkhand Universities
35. Dr. Veer Bhadra Mishra, Retd. Prof, BHU
36. Prof. Waseem Barelwi, Renowned Urdu Poet and Social Activist
37. Shri Prakash Singh, Former DG BSF & DGP U.P
38. Shri Ram Arun, Former DGP, U.P.
39. Dr H.K. Paintal, Former Professor, Lucknow University
40. General (Retd) Shankar Roychowdhury, Former General, Indian Army
41. Ms Aruna Roy, founder member MKSS

## **Founders of ADR (At the time of founding ADR in 1999)**

1. Prof. Trilochan Sastry, Ph.D. (MIT)  
Professor, Indian Institute of Management, Ahmedabad
2. Prof. Jagdeep S. Chhokar, Ph.D. (Louisiana State University)  
Professor, Indian Institute of Management, Ahmedabad
3. Prof. Sunil Handa, BTech (BITS, Pilani); PGDM (IIM,Ahmedabad)  
Eklavya Education Foundation, Ahmedabad and visiting Professor, IIM, Ahmedabad
4. Prof. Ajit Ranade, Ph.D. (Brown University)  
Professor, ICRIER, New Delhi
5. Prof. Devanath Tirupati, Ph.D. (MIT),  
Professor, Indian Institute of Management, Ahmedabad
6. Prof. Brij Kothari, Ph.D. (Cornell University)  
Professor, Indian Institute of Management, Ahmadabad
7. Prof. Pankaj Chandra, Ph.D. (Wharton School, University of Pennsylvania)  
Professor, Indian Institute of Management, Ahmedabad
8. Prof. Rajesh Agarwal, AICWA, ACA, MIIA  
Professor, Indian Institute of Management, Ahmedabad
9. Prof. P.R. Shukla, Ph.D. (Stanford University)  
Professor, Indian Institute of Management, Ahmedabad
10. Prof. Prem Pangotra, Ph.D. (Wisconsin University)  
Professor, Indian Institute of Management, Ahmedabad
11. Prof. Sudarshan Khanna, PG (Industrial Design)  
Professor, National Institute of Design, Ahmedabad

## Current trustees of ADR

1. Prof. Trilochan Sastry  
Professor and Academic Dean, Indian Institute of Management, Bangalore
2. Prof. Jagdeep S. Chhokar  
Former Professor, Dean, and Director In-Charge, Indian Institute of Management, Ahmadabad
3. Prof. Ajit Ranade  
Chief economist, Aditya Birla Group
4. Prof. Sunil Handa  
Chairman, Eklavya Education Foundation, Visiting Professor, IIM Ahmedabad
5. Dr. Kiran B. Chhokar  
Programme Director, Higher Education, Centre for Environment Education (CEE)
6. Prof. Brij Kothari  
Adjunct Professor, Indian Institute of Management, Ahmedabad, (Ravi J. Matthai Centre for Educational Innovation)
7. Prof. Sudarshan Khanna  
Former Professor, National Institute of Design, Ahmedabd, and Board Member, International Toy Research Association, Sweden
8. Prof. Devanath Tirupati  
Professor, Indian Institute of Management, Ahmadabad
9. Ms. Kamini Jaiswal  
Senior Advocate, Supreme Court of India,  
Secretary, Center for Public Interest Litigation

# STATE COORDINATORS LIST

ELECTION WATCH	COORDINATORS
National Coordinator	<b>Mr. Anil Bairwal</b> ADR, B-1/6, Hauz Khas, New Delhi- 110016 011- 65901524; +91- 9999310100 anil@adrindia.org
North Zone Coordinator	<b>Mr. Jaskirat Singh</b> 91- 9316084953 jaskirats@gmail.com
Andhra Pradesh Election Watch	<b>Mr. Ajay Gandhi</b> Manthan Foundation +91- 9963077444 ajay@wingsinfo.net www.apelectionwatch.org
	<b>Ms. Sowmya Kidambi</b> +919490469329 sowmyakrishkidambi@gmail.com
	<b>Mr. Rakesh Reddy Dubbudu</b> ABHYAAS 3rd Floor Bhanu Estate , Behind ICICI Bank Opposite JNTU, Kukatpally Hyderabad, Andhra Pradesh Phone No:- +91-9885419012 rakesh@bhumi.in
Arunachal Pradesh Election Watch	<b>Mr. Dushyant Sharma</b> +91- 9862569134 ipf_likabali@yahoo.co.in
	<b>Mr. Bamang Tago</b> Arunachal Citizens Rights +91-9463057205 acr2000@gmail.com
Assam Election Watch	<b>Mr. Tasaduk Ariful Hussain</b> Executive Director North East Social Trust (NEST) House No. 2, Rose Land Baghorbori-Napara Road Panjabari, Guwahati Assam - 781037 Phone: 91-361-2338888 (o) 91-94350 54775 (m) Email - arif@nestinfo.org Web: www.nestinfo.org

ELECTION WATCH	COORDINATORS
Bihar Election Watch	<b>Mr. Anjesh Kumar</b> Co-ordinator Lok Samvad, K-599, Hanuman Nagar, Patna - 20 +91- 9334397067, +91- 9431251351 anjesh.kumar@gmail.com
Chhattisgarh Election Watch	<b>Mr. Gautam Bandyopadhyay</b> CHHATTISGARH ACTION AND RESEARCH TEAM 03, Anupamnagar, Post: Shankarnagar, Raipur Pin – 492007, Ph and Fax: 0771-2444120, +91- 9826171304(M) Email- cartcg@gmail.com, gautamraipur@gmail.com
	<b>Mr. Uma Prakash Ojha</b> PRAYAS, 395-Bajjnathpara, Raipur, Pin -492001 +91- 9425210113 ojhaup@gmail.com
Goa Election Watch	<b>Mr. Ajit Ranade</b> +91- 9702215312 ajit.ranade@gmail.com
Gujarat Election Watch	<b>Prof. Jagdeep Chhokar</b> +91- 9999620944 jchhokar@gmail.com
	<b>Ms. Pankti Jog</b> B-3, Sahjanand Tower, At the end of Shyama Prasad Mukherjee Bridge, Jivraj Park, Ahmedabd - 380 051 Email :- mapgujarat@gmail.com +91- 9909006791, 079-26821553
	<b>Mr. Anand Padh / Mr. Manoj Thaker</b> Core House, Off C.G. Road, Ellisbridge, Ahmedabad-380 006, 079- 26461629 apadh.core@gmail.com
Haryana Election Watch	<b>Mr. Jaskirat Singh</b> +91- 9316084953 jaskirats@gmail.com
Himachal Pradesh Election Watch	<b>Mr. P. R Ramesh</b> Lok Kalyan Mandal, Theog, Distt.- Shimla Himachal Pradesh +91-9816002341, 01783-201661 lkmtheog@yahoo.co.in



ELECTION WATCH	COORDINATORS
Himachal Pradesh Election Watch	<b>Mr. J.R Ramoul</b> YUMDHA +91- 9418023307/ 9418618400 yumdhahimachal@yahoo.com
Jammu & Kashmir Election Watch	<b>Dr Muzaffar Bhatt</b> C/O Aijaz Ahmed Bhat(SP) Kannidewaar,Hawal, Near Islamia College, Srinagar 190011 J&K +91-9419562190 budgam_social@rediffmail.com
Jharkhand Election Watch	<b>Mr. Sudhir Pal</b> Manthan Yuva Sansthan, Hindpiri, 3rd Street Ranchi- 834001, Jharkhand +91- 9431107277, 0651-2202202 manthan_ranchi@hotmail.com
Karnataka Election Watch	<b>Mr. Trilochan Sastry</b> +91- 9448353285 trilochans@iimb.ernet.in
	<b>Mr. Sridhar Pabbisetty</b> #282, 11th B Cross, 3rd Main, I Block, BEL Layout, Vidyaranyapura, Bangalore -560097 +91- 9448353285 psridharp@gmail.com
	<b>Ms. Sindhu Naik</b> Rejuvenate India Movement +91-9900191517 sindhunaik@gmail.com
Kerala Election Watch	<b>Mr. Satish Babu</b> +91- 9447027274; +91 471 2314060/ 4016781 sb@inapp.com www.electionwatchkerala.org
Madhya Pradesh Election Watch	<b>Mr. Rakesh Ranjan</b> Convener & Coordinator Sandhan Association For Advocacy & Development, Mai Ji Ka Bageecha, Mai Ghat, Katni – 483 501 Madhya Pradesh Phone: 098263-26708 (Mobile) sandhankatni@indiatimes.com; rakeshranjan_rti@yahoo.co.in

ELECTION WATCH	COORDINATORS
Maharashtra Election Watch	<b>Mr. Ajit Ranade</b> +91- 9820215312 ajit.ranade@gmail.com
	<b>Mr. Nitin Valame</b> +91- 9821086201 nitin.valame@gmail.com
Manipur Election Watch	<b>Mr. Sumorjit</b> +91-9436294734/ 9862496991 somorjitm@hotmail.com
Meghalaya Election Watch	<b>Ms. Mayfereen Ryntathieng</b> Grassroot 15-13/H-90, Wahingdoh Block 3, Shillong – 79300, MEGHALAYA Phone No :- +919862106870 mayfereenlyngdoh@gmail.com
Mizoram Election Watch	<b>Mr. Vanlalruata</b> PRISM PO Box - 111, Aizawl, Mizoram Pin 796 001 +91- 9863373928 ruataprism@yahoo.in
Nagaland Election Watch	<b>Ms. Hekani Jakhalu</b> YOUTHNET Below Raj Bhawan, Officers Hill, Kohima +91- 9436077394 hekanijakhalu@yahoo.com
Orissa Election Watch	<b>Ranjan Kumar Mohanty</b> Secretary, People's Cultural Centre & Coordinator Jana Adhikar Abhijan VII-H/26, Shailashreevihar Bhubaneswar-21, Orissa Phone: (0674) 2740432/2740178 094370-13723 (Mobile) Fax: (0674) 2740432 pecuc@hotmail.com
Punjab Election Watch	<b>Mr.Jaskirat Singh</b> +91- 9316084953 jaskirats@gmail.com

ELECTION WATCH	COORDINATORS
Rajasthan Election Watch	<b>Mr. Nikhil Dey</b> Mazdoor Kisan Shakti Sangathan (MKSS) Village: Devdungri, Post: Barar, District Rajsamand, Rajasthan-313341 +91- 9414001480 mkssrajasthan@gmail.com; mkssrajasthan@yahoo.com; nikhildey@gmail.com,
	<b>Mr. Kamal Tank</b> +91- 9214641706 kamalrti@gmail.com
Tamil Nadu Election Watch	<b>Sudarshan Padmanabhan, Ph.D.</b> Assistant Professor, Humanities and Social Sciences Indian Institute of Technology Madras Chennai - 600036 Tamil Nadu, India Tel:-044-2257426; +91-9444782884 sudarsanp@iitm.ac.in
	<b>Mr. Kris Dev</b> +91- 9340852132 krisdev@gmail.com
Tripura Election Watch	<b>Biswendu Bhattacharjee</b> Secretary, ARPAN & Environment Journalist Banamalipur, Agartala, West Tripura Cell: +919436125214 biswendu.tripura@gmail.com
Uttar Pradesh Election Watch	<b>Mr. I. C. Dwivedi</b> 4/26, Vishal Khand, Gomtinagar, Lucknow. 226 010 Phone: (0522) 239 1141, (0522) 309 4504 094150-01468 (Mobile) Email: icdwivedi@gmail.com
	<b>Mr. Sanjay Rai</b> AIM A-8 Sarvodaya Nagar, Lucknow, 226 016 Ph.+91-522-2349556, M- +91-9415121462 aimlucknow@gmail.com sanjaykrai@yahoo.com

ELECTION WATCH	COORDINATORS
Uttar Pradesh Election Watch	<b>Mr. Sanjay Singh Parmarth</b> Pramarth Samaj Sevi Sansthan Orai, UP +91-9415114151 parmarthorai@sancharnet.in parmārths@gmail.com
	<b>Dr Lenin</b> PVCHR SA 4/2A Daulatpur, Varanasi Uttar Pradesh – 221002 Tel – 09935599333, 09935599330 pvchr.india@gmail.com
	<b>Mr. Mahesh Anand</b> Gram Swaraj Samiti Duddhi, Sonebhadra, UP +91 9415233694 +91 9936747774 gss_sonebhadra59@rediffmail.com
	<b>Mr. Snehvir Pundir</b> +91-9837250111 snehvir.pundir@gmail.com
Uttaranchal Election Watch	<b>Mr. Ravi Chopra</b> Director People's Science Institute 252, Vasant Vihar Phase –I, Dehra Doon 248006 0135-2773849 ;+91-9411135976 psiddoon@gmail.com psiddoon@rediffmail.com
West Bengal Election Watch	<b>Dr. Deepika Kedia</b> +91-9831239520; kedia.deepika@gmail.com
	<b>Mr Raktim Mukhopadhyay</b> Consultant for GOs,NGOs and NPOs. Director, Bangiya Unnayan Parishad C-21/1,Patuli Ghosh Para, Panchasayar, Kolkata - 700 094 +91-9831243234 raktim2000@gmail.com

# **DISCLAIMER**

All information about candidates in this report has been taken from the affidavits filed by candidates with their nomination papers. Copies of affidavits were collected by volunteers of various groups from the offices of Election Commission officials in various States or were downloaded from the Official Web Sites of the Chief Electoral Officers of various States. While all efforts have been made to ensure that the information is in keeping with what is mentioned in the affidavits, in case of any discrepancy in the information mentioned in this volume and the information given in the affidavits, the information reported in the affidavits filed by the candidates should be treated as correct. Neither the Association for Democratic Reforms nor any of the Election Watch Groups in the States nor their volunteers are responsible or liable for any damage arising directly or indirectly from the publication of this volume.