

9th April, 2014

Press Release

Lok Sabha Elections 2014

**Consolidated Analysis of Criminal Background, Financial, Education,
Gender and other details of Candidates**

Phase 1 to 5

Association for Democratic Reforms

"Kiwanis Centre"
4th Floor, B-35, Qutub Institutional Area
New Delhi-110016
Landmark: Near Rockland Hospital
Phone : +91-011-4165-4200
Fax : +91-11-46094248
Email : adr@adrindia.org

To report any electoral violations and malpractices during elections download the Election Watch Reporter (Android App)

https://play.google.com/store/apps/details?id=com.webrosoft.election_watch_reporter

Data in this Kit is presented in good faith, with an intention to inform voters. Candidates' affidavits obtained from the ECI website (www.eci.nic.in) with nomination papers is the source of this analysis. Website:- www.adrindia.org, www.myneta.info

Contents

| | |
|--|-----------|
| LOK SABHA ELECTIONS 2014 | 1 |
| CONSOLIDATED ANALYSIS OF CRIMINAL BACKGROUND, FINANCIAL, EDUCATION, GENDER AND OTHER DETAILS OF CANDIDATES..... | 1 |
| PHASE 1 TO 5 | 1 |
| CONSOLIDATED EXECUTIVE SUMMARY PHASE 1 TO 5 | 3 |
| DETAILED ANALYSIS BASED ON DECLARED CRIMINAL CASES PHASE 1 TO 5 | 7 |
| DETAILED ANALYSIS BASED ON ASSETS PHASE 1 TO 5 | 11 |
| PAN DETAILS OF CANDIDATES | 22 |
| OTHER BACKGROUND DETAILS (EDUCATION, AGE, GENDER) | 22 |
| CONTACT DETAILS | 27 |

Data in this Kit is presented in good faith, with an intention to inform voters. Candidates' affidavits obtained from the ECI website (www.eci.nic.in) with nomination papers is the source of this analysis. Website:- www.adrindia.org, www.myneta.info

Consolidated Executive Summary

Phase 1 to 5

National Election Watch (NEW) and Association for Democratic Reforms (ADR) have analysed the self-sworn affidavits of **3305 candidates** out of 3355 candidates who have contested/contesting in **Phase 1 to Phase 5** of Lok Sabha 2014 Elections. The rest of the candidates were not analysed due to unclear/incomplete affidavits available on the ECI website at the making of this report. The following is a consolidated summary of the same.

| Phase | No. of contesting candidates | No. of Candidates analysed | No. of Constituencies | No. of Candidates with Criminal Cases | % of Candidates with Criminal Cases | No. of Crorepati Candidates | % of Crorepati Candidates | Average Assets | Date of Poll (2014) |
|--------------|------------------------------|----------------------------|-----------------------|---------------------------------------|-------------------------------------|-----------------------------|---------------------------|------------------------|------------------------|
| 1 | 64 | 64 | 6 | 6 | 9% | 16 | 25% | Rs.5.75 crores | 7 th April |
| 2 | 37 | 37 | 7 | 1 | 3% | 23 | 62% | Rs.9.12 crores | 9 th April |
| 3 | 1419 | 1391 | 91 | 262 | 19% | 397 | 29% | Rs.3.05 crores | 10 th April |
| 4 | 74 | 74 | 7 | 9 | 12% | 20 | 27% | Rs.2.12 crores | 12 th April |
| 5 | 1761 | 1739 | 121 | 279 | 16% | 465 | 27% | 8.14 crores | 17 th April |
| Total | 3355 | 3305 | 232 | 557 | 17% | 921 | 28% | Rs. 5.83 crores | |

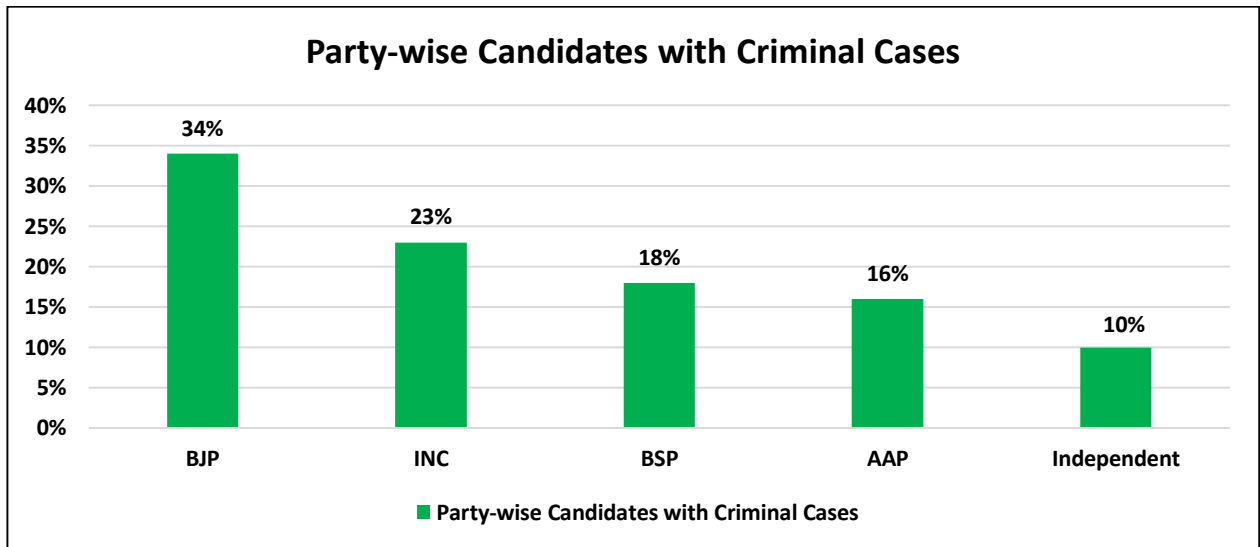
Criminal Background

- **Candidates with Criminal Cases:** Out of the 3305 candidates analysed, **557 candidates (17%)** has declared criminal cases against themselves.
- **Candidates with Serious Criminal Cases:** **328 (10%)** candidates have declared serious criminal cases including cases related to murder, rape, robbery etc.
- **Party wise Candidates with Criminal Cases:** **45 (23%)** out of **193** candidates fielded by **INC**, **68 (34%)** out of **202** candidates from **BJP**, **31 (16%)** out of **200** fielded by **AAP** and **38 (18%)** out of **207** **BSP** candidates have declared criminal cases against themselves in their affidavits.
- **Party wise Candidates with Serious Criminal Cases:** **21 (11%)** out of **193** candidates fielded by **INC**, **36 (18%)** out of **202** candidates from **BJP**, **20 (10%)** out of **200** fielded by **AAP** and **22 (11%)** out of **207** **BSP** candidates have declared serious criminal cases against themselves in their affidavits.

Criteria for serious criminal cases

1. Offence for which maximum punishment is of 5 years or more.
2. If an offence is non-bailable
3. If it is an electoral offence (IPC 171E or bribery)
4. Offence related to loss to exchequer
5. Offences that are assault, murder, kidnap, rape related
6. Offences that are mentioned in Representation of the People Act (Section 8)
7. Offences under Prevention of Corruption Act
8. Crimes against women.

Data in this Kit is presented in good faith, with an intention to inform voters. Candidates' affidavits obtained from the ECI website (www.eci.nic.in) with nomination papers is the source of this analysis. Website:- www.adrindia.org, www.myneta.info



• **State-wise break up of candidates with declared criminal cases:**

| State | Total number of Candidates analyzed | Candidates with declared criminal cases | % of candidates with declared criminal cases | candidates with serious declared criminal cases | % of candidates with serious declared criminal cases |
|-------------------------------------|-------------------------------------|---|--|---|--|
| Lakshadweep | 6 | 3 | 50% | 2 | 33% |
| Goa | 19 | 6 | 32% | 3 | 16% |
| Kerala | 256 | 74 | 29% | 31 | 12% |
| Bihar | 196 | 51 | 26% | 35 | 18% |
| Jharkhand | 164 | 43 | 26% | 26 | 16% |
| Maharashtra | 546 | 107 | 20% | 63 | 12% |
| Uttar Pradesh | 293 | 57 | 20% | 44 | 15% |
| Orissa | 195 | 39 | 20% | 25 | 13% |
| Andaman & Nicobar Islands | 15 | 3 | 20% | 2 | 13% |
| Madhya Pradesh | 250 | 43 | 17% | 24 | 10% |
| National Capital Territory Of Delhi | 150 | 23 | 15% | 13 | 9% |
| Karnataka | 432 | 55 | 13% | 30 | 7% |
| Chandigarh | 15 | 2 | 13% | 1 | 7% |
| Chhattisgarh | 58 | 7 | 12% | 4 | 7% |
| Tripura | 25 | 3 | 12% | 1 | 4% |
| West Bengal | 47 | 5 | 11% | 5 | 11% |
| Arunachal Pradesh | 11 | 1 | 9% | 0 | 0% |
| Haryana | 229 | 15 | 7% | 10 | 4% |
| Assam | 88 | 6 | 7% | 4 | 5% |
| Rajasthan | 238 | 14 | 6% | 5 | 2% |
| Others | 72 | 0 | 0% | 0 | 0% |
| Total | 3305 | 557 | 17% | 328 | 10% |

Table: State-wise break up of candidates with declared criminal cases

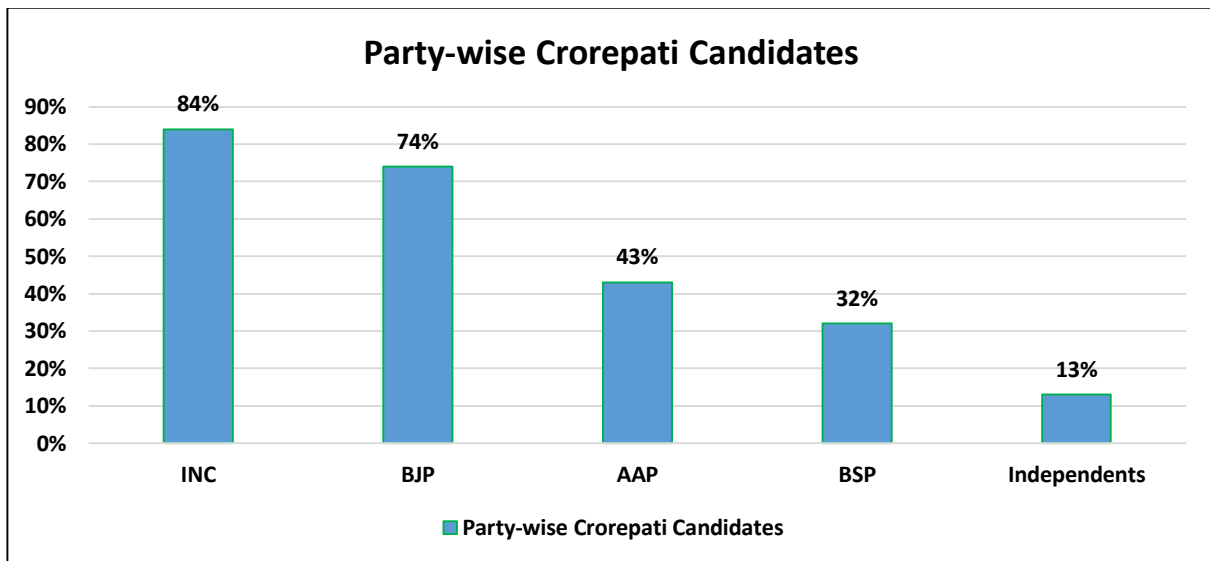
Data in this Kit is presented in good faith, with an intention to inform voters. Candidates' affidavits obtained from the ECI website (www.eci.nic.in) with nomination papers is the source of this analysis. Website:- www.adrindia.org, www.myneta.info

Red Alert Constituencies*: 94 constituencies have at least 3 candidates with declared criminal cases. **Beed Constituency, Maharashtra** has the most number of candidates with criminal cases, i.e. **9** with criminal cases against them.

*Red Alert Constituencies are those which have 3 or more candidates with criminal cases contesting elections.

Financial Background

- **Crorepati Candidates:** Out of the **3305** candidates analysed, **921 (28%)** are crorepatis.
- **Party-wise Crorepati Candidates:** **162 (84%)** out of 193 candidates in **INC**, **149 (74%)** out of 202 candidates in **BJP**, **86 (43%)** out of 200 candidates in **AAP** and **66 (32%)** out of 207 candidates in **BSP** have declared assets worth more than Rs. 1 crore.



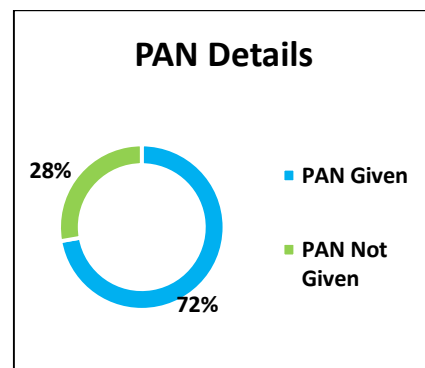
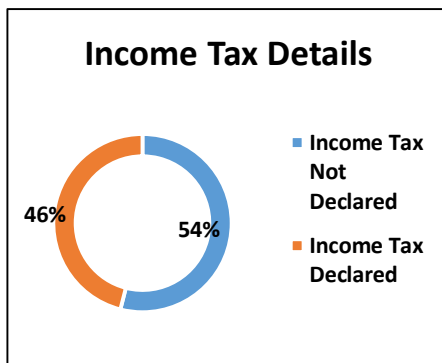
- **State-wise Crorepati Candidates:**

| Party Name | Total Candidates | Crorepati Candidates | Percentage of Crorepati Candidates |
|-------------------------------------|------------------|----------------------|------------------------------------|
| Mizoram | 3 | 3 | 100% |
| Meghalaya | 10 | 8 | 80% |
| Sikkim | 6 | 4 | 67% |
| Nagaland | 3 | 2 | 67% |
| Arunachal Pradesh | 11 | 6 | 55% |
| Uttar Pradesh | 293 | 117 | 40% |
| Haryana | 229 | 92 | 40% |
| Goa | 19 | 7 | 37% |
| National Capital Territory Of Delhi | 150 | 49 | 33% |
| Chandigarh | 15 | 5 | 33% |
| Lakshadweep | 6 | 2 | 33% |
| Rajasthan | 238 | 71 | 30% |
| Bihar | 196 | 58 | 30% |
| Orissa | 195 | 55 | 28% |

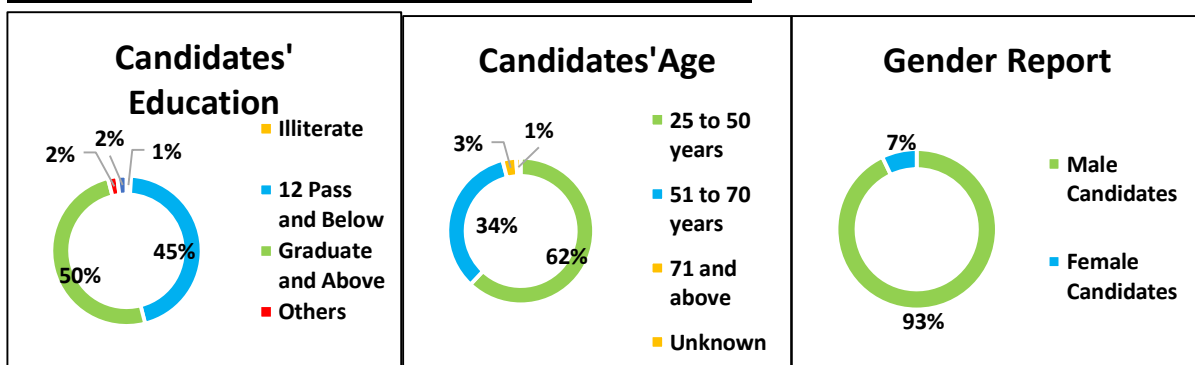
Data in this Kit is presented in good faith, with an intention to inform voters. Candidates' affidavits obtained from the ECI website (www.eci.nic.in) with nomination papers is the source of this analysis. Website:- www.adrindia.org, www.myneta.info

| Party Name | Total Candidates | Crorepati Candidates | Percentage of Crorepati Candidates |
|---------------------------|------------------|----------------------|------------------------------------|
| Jammu & Kashmir | 32 | 9 | 28% |
| Manipur | 18 | 5 | 28% |
| Karnataka | 432 | 118 | 27% |
| Maharashtra | 546 | 129 | 24% |
| Chhattisgarh | 58 | 14 | 24% |
| Tripura | 25 | 6 | 24% |
| Assam | 88 | 19 | 22% |
| Madhya Pradesh | 250 | 52 | 21% |
| Jharkhand | 164 | 33 | 20% |
| West Bengal | 47 | 9 | 19% |
| Kerala | 256 | 46 | 18% |
| Andaman & Nicobar Islands | 15 | 2 | 13% |
| Total | 3305 | 921 | 28% |

- **Average Assets:** The average assets per candidate contesting from Phase 1 to 5 of Lok Sabha 2014 elections is **Rs.5.83 Crores**.
- **Party-wise Average Assets:** Among major parties, the average assets per candidate for 193 **INC** candidates is **Rs 54.38 crores**, 202 **BJP** candidates have average assets of **Rs.8.55 crores**, 200 **AAP** candidates have average assets worth of **Rs. 3.09 crores** and 207 **BSP** candidates have average assets of **Rs. 4.54 crores**.



Other Background details (Education, Gender, Age):



Data in this Kit is presented in good faith, with an intention to inform voters. Candidates' affidavits obtained from the ECI website (www.eci.nic.in) with nomination papers is the source of this analysis. Website:- www.adrindia.org, www.myneta.info

Detailed Analysis based on Declared Criminal Cases

Phase 1 to 5

Party-wise break up of candidates with declared criminal cases

| Party Name | Total number of candidates analyzed | candidates with declared Criminal Cases | % of candidates with declared criminal cases | candidates with serious declared criminal cases | % of candidates with serious declared criminal cases |
|--------------|-------------------------------------|---|--|---|--|
| BSP | 207 | 38 | 18% | 22 | 11% |
| BJP | 202 | 68 | 34% | 36 | 18% |
| AAP | 200 | 31 | 16% | 20 | 10% |
| INC | 193 | 45 | 23% | 21 | 11% |
| SP | 78 | 18 | 23% | 12 | 15% |
| AITC | 60 | 8 | 13% | 7 | 12% |
| CPI(ML)L | 36 | 15 | 42% | 11 | 31% |
| JD(U) | 35 | 9 | 26% | 6 | 17% |
| CPI | 35 | 12 | 34% | 6 | 17% |
| CPI(M) | 30 | 12 | 40% | 4 | 13% |
| JD(S) | 29 | 10 | 35% | 4 | 14% |
| SHS | 27 | 16 | 59% | 7 | 26% |
| BJD | 21 | 3 | 14% | 2 | 10% |
| NCP | 18 | 10 | 56% | 7 | 39% |
| GGP | 16 | 2 | 13% | 2 | 13% |
| RJD | 10 | 6 | 60% | 3 | 30% |
| JVM | 10 | 4 | 40% | 2 | 20% |
| JMM | 7 | 1 | 14% | 1 | 14% |
| IND | 1278 | 132 | 10% | 84 | 7% |
| Others | 813 | 117 | 14% | 71 | 9% |
| Total | 3305 | 557 | 17% | 328 | 10% |

Table: Party wise candidates with self-declared criminal cases

Red Alert Constituencies

| S.No. | State | Constituency | Number of Candidates Analyzed | Number of Candidates with Criminal Charges | Parties with criminal candidates |
|-------|-------------|--------------|-------------------------------|--|---|
| 1 | Maharashtra | Beed | 37 | 9 | BJP, IND, IND, IND, IND, IND, IND, NCP, Prabuddha Republican Party |
| 2 | Bihar | Jahanabad | 15 | 8 | BSP, AITC, CPI(ML)L, IND, JD(U), Krantikari Vikas Dal, Rashtriya Lok Samta Party, RJD |
| 3 | Maharashtra | Parbhani | 17 | 7 | BSP, CPI, IND, IND, IND, NCP, SHS |
| 4 | Bihar | Karakat | 15 | 7 | AAP, Bahujan Mukti Party, CPI(ML)L, JD(U), Rashtra Sewa Dal, Rashtriya Lok Samta Party, RJD |
| 5 | Kerala | Thrissur | 14 | 7 | BJP, INC, CPI, CPI(ML) Red star, IND, IND, SDPI |

Data in this Kit is presented in good faith, with an intention to inform voters. Candidates' affidavits obtained from the ECI website (www.eci.nic.in) with nomination papers is the source of this analysis. Website:- www.adrindia.org, www.myneta.info

| S.No. | State | Constituency | Number of Candidates Analyzed | Number of Candidates with Criminal Charges | Parties with criminal candidates |
|-------|-------------------------------------|--------------------|-------------------------------|--|---|
| 6 | Maharashtra | Ahmednagar | 13 | 7 | BJP, AAP, Bahujan Mukti Party, IND, IND, IND, NCP |
| 7 | Maharashtra | Wardha | 21 | 7 | BJP, BSP, Ambedkarwadi Republican Party, Bahujan Mukti Party, IND, IND, IND |
| 8 | Jharkhand | Ranchi | 28 | 7 | INC, AITC, CPI(ML)L, IND, IND, IND, Manav Mukti Morcha |
| 9 | Maharashtra | Pune | 29 | 6 | BJP, AAP, IND, IND, MNS, Peoples Guardian |
| 10 | Jharkhand | Hazaribagh | 20 | 6 | INC, AAP, AIFB, AJSUP, CPI, IND |
| 11 | Maharashtra | Madha | 21 | 6 | Bahujan Mukti Party, Hindusthan Praja Paksha, IND, IND, IND, NCP |
| 12 | Bihar | Nawada | 17 | 6 | BJP, IND, JD(U), Moolniwasi Samaj Party, Rajnaitik Vikalp Party, RJD |
| 13 | Kerala | Attingal | 16 | 6 | INC, BSP, CPI(M), IND, IND, SDPI |
| 14 | Kerala | Pathanamthitta | 16 | 6 | BSP, IND, IND, IND, SDPI, Social Action Party |
| 15 | Jharkhand | Singhbhum | 12 | 5 | BJP, AIFB, Jai Bharat Samanta Party, Jharkhand Disom Party, JVM |
| 16 | Maharashtra | Kolhapur | 15 | 5 | AAP, Bharipa Bahujan Mahasangh, IND, NCP, Peasants And Workers Party of India |
| 17 | National Capital Territory Of Delhi | South Delhi | 19 | 5 | BJP, BSP, IND, IND, IND |
| 18 | Maharashtra | Chandrapur | 17 | 5 | BJP, AAP, Bahujan Mukti Party, IND, IND |
| 19 | Madhya Pradesh | Bhopal | 28 | 5 | INC, SP, AAP, CPI(ML) Red Star, Samata Samadhan Party |
| 20 | Uttar Pradesh | Amroha | 15 | 5 | BSP, New All India Congress Party, Peace Party, RLD, SHS |
| 21 | Maharashtra | Satara | 16 | 5 | IND, IND, IND, IND, RPI(A) |
| 22 | Kerala | Kollam | 10 | 5 | CPI(M), IND, IND, Revolutionary Socialist Party, SDPI |
| 23 | Bihar | Patna Sahib | 19 | 5 | BJP, Bahujan Mukti Party, IND, Krantikari Vikas Dal, Samajwadi Janata Party (Rashtriya) |
| 24 | Karnataka | Bangalore Central | 26 | 5 | BJP, INC, IND, IND, JD(S) |
| 25 | Uttar Pradesh | Ghaziabad | 15 | 5 | BJP, INC, AAP, IND, IND |
| 26 | Kerala | Thiruvananthapuram | 20 | 5 | CPI, IND, SDPI, SHS, Socialist Republican Party |
| 27 | Uttar Pradesh | Saharanpur | 14 | 5 | INC, SP, AAP, IND, IND |
| 28 | Kerala | Kasaragod | 12 | 5 | INC, CPI(M), IND, IND, SDPI |
| 29 | Orissa | Kalahandi | 15 | 5 | INC, Aama Odisha Party, AAP, Samata Kranti Dal, Samruddha Odisha |
| 30 | Maharashtra | Yavatmal-Washim | 26 | 5 | INC, SP, IND, MNS, SHS |
| 31 | Uttar Pradesh | Kheri | 11 | 5 | BJP, BSP, SP, CPI(ML)L, Peace Party |
| 32 | Maharashtra | Hingoli | 21 | 5 | Bharipa Bahujan Mahasangh, CPI(M), IND, JD(U), SHS |
| 33 | Jharkhand | Palamau | 13 | 5 | AITC, CPI(ML)L, JD(U), JVM, RJD |

Data in this Kit is presented in good faith, with an intention to inform voters. Candidates' affidavits obtained from the ECI website (www.eci.nic.in) with nomination papers is the source of this analysis. Website:- www.adrindia.org, www.myneta.info

| S.No. | State | Constituency | Number of Candidates Analyzed | Number of Candidates with Criminal Charges | Parties with criminal candidates |
|-------|-------------------------------------|------------------|-------------------------------|--|--|
| 34 | Bihar | Pataliputra | 20 | 5 | BJP, CPI(ML)L, IND, RJD, Sankhyanupati Bhagidari Party |
| 35 | Jharkhand | Giridih | 17 | 5 | BSP, AJSUP, JD(U), JMM, JVM |
| 36 | Orissa | Dhenkanal | 12 | 4 | BJP, INC, BJD, SUCI(C) |
| 37 | Uttar Pradesh | Bareilly | 13 | 4 | INC, BSP, IND, IND |
| 38 | Kerala | Alappuzha | 13 | 4 | CPI(M), IND, Revolutionary Socialist Party of Kerala (B), SDPI |
| 39 | Uttar Pradesh | Meerut | 13 | 4 | BJP, AAP, Bahujan Mukti Party, IND |
| 40 | Kerala | Palakkad | 14 | 4 | BJP, CPI(M), IND, SDPI |
| 41 | Orissa | Balasore | 10 | 4 | BJP, BSP, AITC, CPI |
| 42 | Maharashtra | Amravati | 19 | 4 | IND, IND, NCP, SHS |
| 43 | Jharkhand | Chatra | 19 | 4 | SP, AJSUP, CPI(ML)L, Jharkhand Party |
| 44 | Karnataka | Belgaum | 15 | 4 | BJP, IND, IND, IND |
| 45 | Goa | South Goa | 12 | 4 | AITC, CPI, Goemcarancho Otre Astro, IND |
| 46 | Orissa | Kandhamal | 8 | 4 | BJP, AAP, BJD, IND |
| 47 | Maharashtra | Nagpur | 33 | 4 | BJP, IND, IND, IND |
| 48 | Haryana | Kurukshetra | 22 | 4 | INC, IND, IND, Indian Bahujan Sandesh Party (Kanshiram) |
| 49 | Jharkhand | Kodarma | 19 | 4 | SP, AAP, JD(U), Jharkhand Vikas Dal |
| 50 | Karnataka | Koppal | 16 | 4 | BJP, BSP, SP, CPI(ML) Red star |
| 51 | Bihar | Arrah | 12 | 4 | BSP, CPI(ML)L, IND, RJD |
| 52 | Madhya Pradesh | Sagar | 10 | 4 | BJP, INC, AAP, IND |
| 53 | Maharashtra | Maval | 19 | 4 | AAP, IND, Peasants And Workers Party of India, SHS |
| 54 | Uttar Pradesh | Bijnor | 12 | 4 | BJP, SP, Bharatiya Momin Front, IND |
| 55 | National Capital Territory Of Delhi | West Delhi | 17 | 4 | BJP, INC, IND, SHS |
| 56 | Kerala | Kannur | 10 | 4 | BJP, INC, CPI(M), SDPI |
| 57 | Kerala | Chalakydy | 13 | 4 | BJP, SDPI, SHS, Welfare Party Of India |
| 58 | Bihar | Aurangabad | 13 | 4 | BJP, BSP, Bahujan Mukti Party, Shoshit Samaj Dal |
| 59 | Karnataka | Dharwad | 17 | 4 | BJP, INC, IND, IND |
| 60 | National Capital Territory Of Delhi | North East Delhi | 23 | 4 | Agar Jan Party, IND, Rashtriya Ekta Party, SHS |
| 61 | Karnataka | Bellary | 12 | 4 | BJP, CPI(ML)L, JD(S), Pyramid Party of India |
| 62 | Kerala | Mavelikkara | 9 | 3 | BJP, INC, CPI |
| 63 | Kerala | Wayanad | 13 | 3 | CPI, CPI(ML) Red star, IND |
| 64 | Maharashtra | Akola | 7 | 3 | BJP, INC, Bharipa Bahujan Mahasangh |
| 65 | Karnataka | Bidar | 24 | 3 | INC, Ambedkar National Congress, Bahujan Mukti Party |
| 66 | Haryana | Hisar | 41 | 3 | Haryana Janhit Congress (BL), IND, IND |

Data in this Kit is presented in good faith, with an intention to inform voters. Candidates' affidavits obtained from the ECI website (www.eci.nic.in) with nomination papers is the source of this analysis. Website:- www.adrindia.org, www.myneta.info

| S.No. | State | Constituency | Number of Candidates Analyzed | Number of Candidates with Criminal Charges | Parties with criminal candidates |
|-------|-------------------------------------|---------------------------|-------------------------------|--|--|
| 67 | National Capital Territory Of Delhi | New Delhi | 29 | 3 | INC, IND, IND |
| 68 | Karnataka | Bijapur | 14 | 3 | BJP, INC, IND |
| 69 | Kerala | Idukki | 15 | 3 | INC, IND, IND |
| 70 | Orissa | Sundargarh | 11 | 3 | BJP, BSP, IND |
| 71 | Uttar Pradesh | Nagina | 13 | 3 | BSP, AAP, Bahujan Mukti Party |
| 72 | Tripura | Tripura West | 13 | 3 | CPI(M), IND, Indigenous Peoples Front of Tripura |
| 73 | National Capital Territory Of Delhi | East Delhi | 23 | 3 | BJP, BSP, IND |
| 74 | Andaman & Nicobar Islands | Andaman & Nicobar Islands | 15 | 3 | BJP, SP, AITC |
| 75 | Madhya Pradesh | Balaghat | 15 | 3 | BSP, SP, Bahujan Mukti Party |
| 76 | Karnataka | Chikkodi | 12 | 3 | IND, JD(S), NCP |
| 77 | Kerala | Alathur | 12 | 3 | BSP, IND, IND |
| 78 | Bihar | Munger | 13 | 3 | Bahujan Mukti Party, IND, JD(U) |
| 79 | Jharkhand | Jamshedpur | 14 | 3 | AAP, Amra Bangalee, JVM |
| 80 | Madhya Pradesh | Damoh | 10 | 3 | BSP, AAP, IND |
| 81 | Madhya Pradesh | Morena | 17 | 3 | INC, BSP, IND |
| 82 | Maharashtra | Shirur | 14 | 3 | MNS, NCP, SHS |
| 83 | Uttar Pradesh | Muzaffarnagar | 19 | 3 | BJP, BSP, SP |
| 84 | Kerala | Malappuram | 9 | 3 | IND, IUML, SDPI |
| 85 | West Bengal | Coochbehar | 12 | 3 | AIFB, IND, SUCI(C) |
| 86 | Uttar Pradesh | Gautam Budhha Nagar | 24 | 3 | INC, BSP, IND |
| 87 | Madhya Pradesh | Satna | 13 | 3 | BJP, INC, AAP |
| 88 | Maharashtra | Ramtek | 23 | 3 | INC, SP, SHS |
| 89 | Bihar | Nalanda | 22 | 3 | Bharat Bhrashtachar Mitao Party, CPI(ML)L, IND |
| 90 | Jharkhand | Khunti | 13 | 3 | AAP, AJSUP, Jharkhand Party |
| 91 | Madhya Pradesh | Guna | 11 | 3 | BJP, IND, IND |
| 92 | Maharashtra | Osmanabad | 26 | 3 | BSP, NCP, SHS |
| 93 | Lakshadweep | Lakshadweep | 6 | 3 | SP, CPI, NCP |
| 94 | Uttar Pradesh | Kairana | 11 | 3 | BJP, SP, RLD |

Table: Red Alert Constituencies

Data in this Kit is presented in good faith, with an intention to inform voters. Candidates' affidavits obtained from the ECI website (www.eci.nic.in) with nomination papers is the source of this analysis. Website:- www.adrindia.org, www.myneta.info

Detailed Analysis based on Assets

Phase 1 to 5

Party Wise Crorepatis

| Party Name | Number of Candidates Analyzed | Crorepatis | Percentage of Crorepati Candidates |
|--------------|-------------------------------|------------|------------------------------------|
| INC | 193 | 162 | 84% |
| BJP | 202 | 149 | 74% |
| AAP | 200 | 86 | 43% |
| BSP | 207 | 66 | 32% |
| SP | 78 | 36 | 46% |
| JD(S) | 29 | 23 | 79% |
| JD(U) | 35 | 18 | 51% |
| AITC | 60 | 16 | 27% |
| BJD | 21 | 15 | 71% |
| SHS | 27 | 15 | 56% |
| NCP | 18 | 12 | 67% |
| RJD | 10 | 7 | 70% |
| CPI(M) | 30 | 6 | 20% |
| CPI | 35 | 5 | 14% |
| RLD | 5 | 4 | 80% |
| JVM | 10 | 4 | 40% |
| AGP | 7 | 4 | 57% |
| MNS | 3 | 3 | 100% |
| LJP | 3 | 3 | 100% |
| JMM | 7 | 2 | 29% |
| CPI(ML)L | 36 | 1 | 3% |
| IND | 1278 | 160 | 13% |
| Others | 811 | 124 | 15% |
| Total | 3305 | 921 | 28% |

Table: Crorepati candidates- Party wise break up

Average assets of candidates: Party-wise analysis

| Party Name | Number of Candidates Analyzed | Average Assets |
|---------------------|-------------------------------|--------------------------------|
| BSP | 207 | Rs 4,54,54,206 ~ 4 Crore+ |
| BJP | 202 | Rs 8,55,06,758 ~ 8 Crore+ |
| AAP | 200 | Rs 3,09,66,825 ~ 3 Crore+ |
| INC | 193 | Rs 54,38,44,597 ~ 54 Crore+ |
| Bahujan Mukti Party | 89 | Rs 49,50,387 ~ 49 Lacs+ |
| SP | 78 | Rs 3,53,56,277 ~ 3 Crore+ |

Data in this Kit is presented in good faith, with an intention to inform voters. Candidates' affidavits obtained from the ECI website (www.eci.nic.in) with nomination papers is the source of this analysis. Website:- www.adrindia.org, www.myneta.info

| Party Name | Number of Candidates Analyzed | Average Assets |
|------------------------------|-------------------------------|--------------------------------|
| AITC | 60 | Rs 1,99,86,333 ~ 1 Crore+ |
| CPI(ML)L | 36 | Rs 16,45,525 ~ 16 Lacs+ |
| JD(U) | 35 | Rs 26,60,31,088 ~ 26 Crore+ |
| CPI | 35 | Rs 53,12,861 ~ 53 Lacs+ |
| SUCI(C) | 32 | Rs 47,87,925 ~ 47 Lacs+ |
| CPI(M) | 30 | Rs 59,00,997 ~ 59 Lacs+ |
| JD(S) | 29 | Rs 26,30,37,698 ~ 26 Crore+ |
| SHS | 27 | Rs 5,03,91,973 ~ 5 Crore+ |
| RPI(A) | 26 | Rs 41,04,136 ~ 41 Lacs+ |
| SDPI | 22 | Rs 48,49,967 ~ 48 Lacs+ |
| CPI(ML) Red star | 22 | Rs 7,15,041 ~ 7 Lacs+ |
| BJD | 21 | Rs 16,01,05,609 ~ 16 Crore+ |
| Ambedkarite Party of India | 19 | Rs 41,42,844 ~ 41 Lacs+ |
| AIFB | 19 | Rs 34,49,220 ~ 34 Lacs+ |
| NCP | 18 | Rs 23,51,19,509 ~ 23 Crore+ |
| Peace Party | 16 | Rs 1,29,84,730 ~ 1 Crore+ |
| GGP | 16 | Rs 36,92,607 ~ 36 Lacs+ |
| Jai Maha Bharath Party | 16 | Rs 15,11,863 ~ 15 Lacs+ |
| Bharipa Bahujan Mahasangh | 14 | Rs 72,41,203 ~ 72 Lacs+ |
| Bhartiya Shakti Chetna Party | 13 | Rs 97,42,547 ~ 97 Lacs+ |
| INLD | 10 | Rs 11,65,51,882 ~ 11 Crore+ |
| RJD | 10 | Rs 3,08,58,663 ~ 3 Crore+ |
| JVM | 10 | Rs 2,41,95,850 ~ 2 Crore+ |
| Welfare Party of India | 10 | Rs 45,13,655 ~ 45 Lacs+ |
| Karunaadu Party | 10 | Rs 14,39,690 ~ 14 Lacs+ |
| Aama Odisha Party | 9 | Rs 8,60,63,038 ~ 8 Crore+ |

Data in this Kit is presented in good faith, with an intention to inform voters. Candidates' affidavits obtained from the ECI website (www.eci.nic.in) with nomination papers is the source of this analysis. Website:- www.adrindia.org, www.myneta.info

| Party Name | Number of Candidates Analyzed | Average Assets |
|--|-------------------------------|--------------------------------|
| Hindustan Janta Party | 8 | Rs 26,90,723 ~ 26 Lacs+ |
| JMM | 7 | Rs 8,97,98,420 ~ 8 Crore+ |
| AJSUP | 7 | Rs 3,24,26,632 ~ 3 Crore+ |
| AGP | 7 | Rs 2,02,53,884 ~ 2 Crore+ |
| Akhil Bharat Hindu Mahasabha | 7 | Rs 43,68,557 ~ 43 Lacs+ |
| Naya Daur Party | 7 | Rs 16,94,371 ~ 16 Lacs+ |
| Sarva Janata Party | 7 | Rs 13,57,673 ~ 13 Lacs+ |
| RPI | 6 | Rs 1,81,03,930 ~ 1 Crore+ |
| Socialist Party (India) | 6 | Rs 64,27,762 ~ 64 Lacs+ |
| JKNPP | 6 | Rs 43,99,188 ~ 43 Lacs+ |
| Chhattisgarh Swabhiman Manch | 6 | Rs 34,64,309 ~ 34 Lacs+ |
| Amra Bangalee | 6 | Rs 26,84,454 ~ 26 Lacs+ |
| Naitik Party | 6 | Rs 16,94,832 ~ 16 Lacs+ |
| Lok Dal | 6 | Rs 9,08,784 ~ 9 Lacs+ |
| RLD | 5 | Rs 15,50,44,124 ~ 15 Crore+ |
| Prabuddha Republican Party | 5 | Rs 75,56,304 ~ 75 Lacs+ |
| Apna Dal | 5 | Rs 60,11,381 ~ 60 Lacs+ |
| IUML | 5 | Rs 59,75,156 ~ 59 Lacs+ |
| Lok Bharati | 5 | Rs 33,62,280 ~ 33 Lacs+ |
| AIUDF | 5 | Rs 31,90,733 ~ 31 Lacs+ |
| Bharatiya Dr. B.R.Ambedkar Janta Party | 5 | Rs 25,12,825 ~ 25 Lacs+ |
| Jago Party | 5 | Rs 19,77,144 ~ 19 Lacs+ |
| Rashtriya Samanta Dal | 5 | Rs 19,58,672 ~ 19 Lacs+ |
| National Loktantrik Party | 5 | Rs 16,77,996 ~ 16 Lacs+ |
| Samata Kranti Dal | 5 | Rs 14,79,917 ~ 14 Lacs+ |
| Bharatiya Sant Mat Party | 5 | Rs 9,56,980 ~ 9 Lacs+ |

Data in this Kit is presented in good faith, with an intention to inform voters. Candidates' affidavits obtained from the ECI website (www.eci.nic.in) with nomination papers is the source of this analysis. Website:- www.adrindia.org, www.myneta.info

| Party Name | Number of Candidates Analyzed | Average Assets |
|--|-------------------------------|------------------------------|
| Ambedkar National Congress | 5 | Rs 5,11,244 ~ 5 Lacs+ |
| Bharatiya Bahujan Party | 4 | Rs 84,71,700 ~ 84 Lacs+ |
| Bahujan Sangharshh Dal | 4 | Rs 62,37,902 ~ 62 Lacs+ |
| Rashtriya Deshaj Party | 4 | Rs 32,06,460 ~ 32 Lacs+ |
| Republican Party of India (Khobragade) | 4 | Rs 31,39,375 ~ 31 Lacs+ |
| Sankhyanupati Bhagidari Party | 4 | Rs 30,85,850 ~ 30 Lacs+ |
| Samajwadi Janata Party (Rashtriya) | 4 | Rs 26,10,312 ~ 26 Lacs+ |
| Pyramid Party of India | 4 | Rs 15,43,500 ~ 15 Lacs+ |
| Maharashtra Parivartan Sena (T) | 4 | Rs 3,37,625 ~ 3 Lacs+ |
| MNS | 3 | Rs 5,05,66,143 ~ 5 Crore+ |
| National Peoples Party | 3 | Rs 3,98,72,246 ~ 3 Crore+ |
| Poorvanchal Rashtriya Congress | 3 | Rs 2,41,47,448 ~ 2 Crore+ |
| LJP | 3 | Rs 1,81,31,935 ~ 1 Crore+ |
| Jharkhand Party | 3 | Rs 1,56,10,830 ~ 1 Crore+ |
| Ambedkar samaj Party | 3 | Rs 1,36,60,863 ~ 1 Crore+ |
| Bhartiya Pragatisheel Congress | 3 | Rs 1,18,48,848 ~ 1 Crore+ |
| Rashtravadi Janata Party | 3 | Rs 69,60,435 ~ 69 Lacs+ |
| Ambedkarist Republican Party | 3 | Rs 61,75,667 ~ 61 Lacs+ |
| Akhil Bharatiya Jan Sangh | 3 | Rs 49,48,892 ~ 49 Lacs+ |
| Jharkhand Disom Party | 3 | Rs 45,36,065 ~ 45 Lacs+ |
| Rashtriya Bahujan Hitay Party | 3 | Rs 45,12,000 ~ 45 Lacs+ |
| Minorities democratic party | 3 | Rs 30,37,333 ~ 30 Lacs+ |
| Bharatiya Yuva Shakti | 3 | Rs 26,18,546 ~ 26 Lacs+ |
| Lok Parivartan Party(DC) | 3 | Rs 25,51,328 ~ 25 Lacs+ |
| Rashtriya Samaj Paksha | 3 | Rs 24,69,533 ~ 24 Lacs+ |
| Odisha Jan Morcha | 3 | Rs 24,27,333 ~ 24 Lacs+ |

Data in this Kit is presented in good faith, with an intention to inform voters. Candidates' affidavits obtained from the ECI website (www.eci.nic.in) with nomination papers is the source of this analysis. Website:- www.adrindia.org, www.myneta.info

| Party Name | Number of Candidates Analyzed | Average Assets |
|--|-------------------------------|--------------------------------|
| National Unionist Zamindara Party | 3 | Rs 23,97,140 ~ 23 Lacs+ |
| Bhartiya Janta Dal (Integrated) | 3 | Rs 16,83,333 ~ 16 Lacs+ |
| Krantikari Vikas Dal | 3 | Rs 6,93,333 ~ 6 Lacs+ |
| Aarakshan Virodhi Party | 3 | Rs 5,70,033 ~ 5 Lacs+ |
| Rashtriya Janadhikar Suraksha Party | 3 | Rs 1,36,600 ~ 1 Lacs+ |
| Haryana Janhit Congress (BL) | 2 | Rs 40,88,30,769 ~ 40 Crore+ |
| NPF | 2 | Rs 16,46,40,032 ~ 16 Crore+ |
| National Janhit Congress (AB) | 2 | Rs 12,64,07,399 ~ 12 Crore+ |
| Atulya Bharat Party | 2 | Rs 4,27,53,469 ~ 4 Crore+ |
| Peasants And Workers Party of India | 2 | Rs 3,76,64,666 ~ 3 Crore+ |
| Rashtriya Lok Samta Party | 2 | Rs 3,18,38,186 ~ 3 Crore+ |
| PPA | 2 | Rs 2,54,21,251 ~ 2 Crore+ |
| Socialist Republican Party | 2 | Rs 2,11,35,907 ~ 2 Crore+ |
| Indian Bahujan Sandesh Party (Kanshiram) | 2 | Rs 1,77,34,631 ~ 1 Crore+ |
| Rashtriya Congress (Babu Jagjivanram) | 2 | Rs 1,70,36,500 ~ 1 Crore+ |
| Revolutionary Socialist Party | 2 | Rs 1,34,11,873 ~ 1 Crore+ |
| Bharatiya Inqalab Party | 2 | Rs 1,20,67,250 ~ 1 Crore+ |
| Proutist Bloc, India | 2 | Rs 92,45,367 ~ 92 Lacs+ |
| Hindusthan Nirman Dal | 2 | Rs 91,54,500 ~ 91 Lacs+ |
| JKPDP | 2 | Rs 73,93,292 ~ 73 Lacs+ |
| Rajnaitik Vikalp Party | 2 | Rs 72,57,619 ~ 72 Lacs+ |
| Kalyankari Jantantrik Party | 2 | Rs 68,94,252 ~ 68 Lacs+ |
| Indigenous Peoples Front of Tripura | 2 | Rs 59,42,750 ~ 59 Lacs+ |
| Samata Party | 2 | Rs 55,65,250 ~ 55 Lacs+ |
| Mahan Dal | 2 | Rs 55,07,288 ~ 55 Lacs+ |
| Akhil Bhartiya Jharkhand Party | 2 | Rs 44,42,750 ~ 44 Lacs+ |

Data in this Kit is presented in good faith, with an intention to inform voters. Candidates' affidavits obtained from the ECI website (www.eci.nic.in) with nomination papers is the source of this analysis. Website:- www.adrindia.org, www.myneta.info

| Party Name | Number of Candidates Analyzed | Average Assets |
|---------------------------------------|-------------------------------|----------------------------|
| Rashtriya Kranti Party | 2 | Rs 34,21,168 ~ 34 Lacs+ |
| Bharatiya Peoples Party | 2 | Rs 33,18,000 ~ 33 Lacs+ |
| Bhartiya Jan Yug Party | 2 | Rs 32,98,855 ~ 32 Lacs+ |
| Shoshit Samaj Dal | 2 | Rs 32,55,017 ~ 32 Lacs+ |
| Samata Samadhan Party | 2 | Rs 25,60,000 ~ 25 Lacs+ |
| Sarva Samaj Kalyan Party | 2 | Rs 25,12,500 ~ 25 Lacs+ |
| Bharatiya Sarvodaya Kranti Party | 2 | Rs 21,68,635 ~ 21 Lacs+ |
| Rashtriya Janmorcha | 2 | Rs 20,19,492 ~ 20 Lacs+ |
| Janta Dal Rashtravadi | 2 | Rs 18,45,250 ~ 18 Lacs+ |
| Jai Vijaya Bharathi Party | 2 | Rs 18,42,500 ~ 18 Lacs+ |
| Maharashtra Vikas Aghadi | 2 | Rs 17,90,000 ~ 17 Lacs+ |
| Samruddha Odisha | 2 | Rs 17,77,295 ~ 17 Lacs+ |
| Bharatiya Ekta Dal | 2 | Rs 15,30,400 ~ 15 Lacs+ |
| Bharat Bhrashtachar Mitao Party | 2 | Rs 14,98,900 ~ 14 Lacs+ |
| Bharat Nav Nirman Party | 2 | Rs 14,74,850 ~ 14 Lacs+ |
| Adarsh Rashtriya Vikas Party | 2 | Rs 14,72,850 ~ 14 Lacs+ |
| Paschimanchal Vikas Party | 2 | Rs 13,70,088 ~ 13 Lacs+ |
| Rashtriya Ahinsa Manch | 2 | Rs 12,18,350 ~ 12 Lacs+ |
| Bhartiya Navjawan Sena (Paksha) | 2 | Rs 9,08,000 ~ 9 Lacs+ |
| Bharatiya Jan Kranti Dal (Democratic) | 2 | Rs 8,34,730 ~ 8 Lacs+ |
| Rashtriya Ulama Council | 2 | Rs 8,29,500 ~ 8 Lacs+ |
| Jharkhand Party (Naren) | 2 | Rs 7,87,500 ~ 7 Lacs+ |
| Rani Chennamma Party | 2 | Rs 7,86,000 ~ 7 Lacs+ |
| All J & K Kisan Majdoor Party | 2 | Rs 7,11,550 ~ 7 Lacs+ |
| Rajasthan Vikas Party | 2 | Rs 6,41,847 ~ 6 Lacs+ |
| Bharat Vikas Morcha | 2 | Rs 6,00,745 ~ 6 Lacs+ |

Data in this Kit is presented in good faith, with an intention to inform voters. Candidates' affidavits obtained from the ECI website (www.eci.nic.in) with nomination papers is the source of this analysis. Website:- www.adrindia.org, www.myneta.info

| Party Name | Number of Candidates Analyzed | Average Assets |
|------------------------------|-------------------------------|--------------------------------|
| Rashtriya Janasachetan Party | 2 | Rs 5,44,090 ~ 5 Lacs+ |
| Samyak Parivartan Party | 2 | Rs 5,40,800 ~ 5 Lacs+ |
| Rashtriya Apna Dal | 2 | Rs 5,36,250 ~ 5 Lacs+ |
| Bhartiya Krishak Dal | 2 | Rs 5,05,500 ~ 5 Lacs+ |
| Megh Desham Party | 2 | Rs 3,98,250 ~ 3 Lacs+ |
| Hindustan Vikas Dal | 2 | Rs 3,05,000 ~ 3 Lacs+ |
| Kalinga Sena | 2 | Rs 2,52,319 ~ 2 Lacs+ |
| Rashtriya Karmyog Party | 2 | Rs 2,42,750 ~ 2 Lacs+ |
| All India Minorities Front | 2 | Rs 1,32,668 ~ 1 Lacs+ |
| VANCHITSAMAJ INSAAF PARTY | 2 | Rs 85,500 ~ 85 Thou+ |
| Majlis Bachao Tahreek | 2 | Rs 55,000 ~ 55 Thou+ |
| Peoples Guardian | 1 | Rs 84,25,15,000 ~ 84 Crore+ |
| Goemcarancho Otrec Astro | 1 | Rs 56,42,23,740 ~ 56 Crore+ |
| NPP | 1 | Rs 21,51,34,618 ~ 21 Crore+ |
| Braj Vikas Party | 1 | Rs 15,17,47,504 ~ 15 Crore+ |
| Inqalab Vikas Dal | 1 | Rs 7,61,08,195 ~ 7 Crore+ |
| Dharam Nirpeksh Dal | 1 | Rs 5,58,13,000 ~ 5 Crore+ |
| Sikkim Krantikari Morcha | 1 | Rs 3,76,69,202 ~ 3 Crore+ |
| SDF | 1 | Rs 3,23,89,223 ~ 3 Crore+ |
| Jai Bharat Samanta Party | 1 | Rs 3,02,67,735 ~ 3 Crore+ |
| Rashtrawadi Samaj Party | 1 | Rs 2,62,41,383 ~ 2 Crore+ |
| Kerala Congress (M) | 1 | Rs 2,62,36,371 ~ 2 Crore+ |
| Indian Peoples Green Party | 1 | Rs 2,38,69,513 ~ 2 Crore+ |
| Rashtriya Sawarn Dal | 1 | Rs 2,30,00,000 ~ 2 Crore+ |
| Social Action Party | 1 | Rs 2,17,39,967 ~ 2 Crore+ |
| Lok Shakti | 1 | Rs 2,07,78,000 ~ 2 Crore+ |

Data in this Kit is presented in good faith, with an intention to inform voters. Candidates' affidavits obtained from the ECI website (www.eci.nic.in) with nomination papers is the source of this analysis. Website:- www.adrindia.org, www.myneta.info

| Party Name | Number of Candidates Analyzed | Average Assets |
|---|-------------------------------|------------------------------|
| Socialistic Democratic Party | 1 | Rs 1,95,40,000 ~ 1 Crore+ |
| Nav Bharat Democratic Party | 1 | Rs 1,77,77,227 ~ 1 Crore+ |
| UDP | 1 | Rs 1,73,71,929 ~ 1 Crore+ |
| Swabhimani Paksha | 1 | Rs 1,61,52,914 ~ 1 Crore+ |
| Agar Jan Party | 1 | Rs 1,40,58,166 ~ 1 Crore+ |
| Rashtriya Jatigat Aarakshan Virodhi Party | 1 | Rs 1,31,53,500 ~ 1 Crore+ |
| Vanchit Jamat Party | 1 | Rs 1,25,59,000 ~ 1 Crore+ |
| Rashtriya Naujawan Dal | 1 | Rs 1,22,01,000 ~ 1 Crore+ |
| Rashtra Sewa Dal | 1 | Rs 1,17,21,162 ~ 1 Crore+ |
| Narayani Sena | 1 | Rs 1,16,19,000 ~ 1 Crore+ |
| Bharatiya Republican Paksha | 1 | Rs 1,15,71,000 ~ 1 Crore+ |
| Republican Backward Congress | 1 | Rs 1,14,84,000 ~ 1 Crore+ |
| Revolutionary Socialist Party of Kerala (B) | 1 | Rs 1,06,41,399 ~ 1 Crore+ |
| Bhartiya Party | 1 | Rs 93,53,600 ~ 93 Lacs+ |
| Samajwadi Jan Parishad | 1 | Rs 90,69,500 ~ 90 Lacs+ |
| Jharkhand Vikas Dal | 1 | Rs 78,71,582 ~ 78 Lacs+ |
| Manav Mukti Morcha | 1 | Rs 77,35,000 ~ 77 Lacs+ |
| Gorkha Rashtriya Congress | 1 | Rs 76,64,167 ~ 76 Lacs+ |
| Akhand Bharat Samaj Party | 1 | Rs 73,86,000 ~ 73 Lacs+ |
| Rashtriya Janta Party | 1 | Rs 72,71,300 ~ 72 Lacs+ |
| Manipur Democratic Peoples Front | 1 | Rs 71,35,000 ~ 71 Lacs+ |
| Rashtriya Ekta Party | 1 | Rs 64,97,000 ~ 64 Lacs+ |
| Vishva Shakti Party | 1 | Rs 55,18,804 ~ 55 Lacs+ |
| Mahanwadi Party | 1 | Rs 54,69,000 ~ 54 Lacs+ |
| Bhartiya Naujawan Inklav Party | 1 | Rs 53,05,000 ~ 53 Lacs+ |
| Hindustan Kranti Dal | 1 | Rs 52,19,608 ~ 52 Lacs+ |

Data in this Kit is presented in good faith, with an intention to inform voters. Candidates' affidavits obtained from the ECI website (www.eci.nic.in) with nomination papers is the source of this analysis. Website:- www.adrindia.org, www.myneta.info

| Party Name | Number of Candidates Analyzed | Average Assets |
|--|-------------------------------|----------------------------|
| Bharatiya Navyuvak Party | 1 | Rs 51,00,000 ~ 51 Lacs+ |
| Kosal Kranti Dal | 1 | Rs 50,69,000 ~ 50 Lacs+ |
| Labour Party of India (V.V. Prasad) | 1 | Rs 49,00,000 ~ 49 Lacs+ |
| Navbharat Nirman Party | 1 | Rs 48,10,000 ~ 48 Lacs+ |
| Rashtriya Independent Morcha | 1 | Rs 46,27,400 ~ 46 Lacs+ |
| Ati Picchara party | 1 | Rs 44,45,777 ~ 44 Lacs+ |
| Vichara Jagruthi Congress Paksha | 1 | Rs 43,59,500 ~ 43 Lacs+ |
| Bharat Vishal Party | 1 | Rs 42,00,000 ~ 42 Lacs+ |
| Aambedkar-right Party of India | 1 | Rs 41,11,000 ~ 41 Lacs+ |
| Democratic Prajakranthi Party Secularist | 1 | Rs 41,06,000 ~ 41 Lacs+ |
| Rashtrawadi Parivartan Party (L.B.) | 1 | Rs 39,22,079 ~ 39 Lacs+ |
| Akhil Bharatiya Hind Kranti Party | 1 | Rs 39,03,000 ~ 39 Lacs+ |
| Loktantrik Samajwadi Party | 1 | Rs 33,68,500 ~ 33 Lacs+ |
| Akhil Bharatiya Samajwadi Congress | 1 | Rs 33,27,000 ~ 33 Lacs+ |
| Pragatisheel Magahi Samaj | 1 | Rs 30,30,000 ~ 30 Lacs+ |
| Dalit Vikas Party(Bharat) | 1 | Rs 30,27,000 ~ 30 Lacs+ |
| Majdoor Kisan Union Party | 1 | Rs 26,63,000 ~ 26 Lacs+ |
| Bhartiya Vanchitsamaj Party | 1 | Rs 26,59,619 ~ 26 Lacs+ |
| Awami Aamjan Party | 1 | Rs 25,79,600 ~ 25 Lacs+ |
| Asankhya Samaj Party | 1 | Rs 24,37,000 ~ 24 Lacs+ |
| Suheldev Bhartiya Samaj Party | 1 | Rs 21,15,487 ~ 21 Lacs+ |
| Pragatisheel Manav Samaj Party | 1 | Rs 19,94,000 ~ 19 Lacs+ |
| Republican Party (Khoripa) | 1 | Rs 19,21,000 ~ 19 Lacs+ |
| Goa Su-Raj Party | 1 | Rs 18,92,000 ~ 18 Lacs+ |
| Indian Bahujan Samajwadi Party | 1 | Rs 17,84,350 ~ 17 Lacs+ |
| Kamarajar Deseeya Congress | 1 | Rs 17,33,000 ~ 17 Lacs+ |

Data in this Kit is presented in good faith, with an intention to inform voters. Candidates' affidavits obtained from the ECI website (www.eci.nic.in) with nomination papers is the source of this analysis. Website:- www.adrindia.org, www.myneta.info

| Party Name | Number of Candidates Analyzed | Average Assets |
|---|-------------------------------|----------------------------|
| Akhil Bharatiya Muslim League (Secular) | 1 | Rs 17,25,000 ~ 17 Lacs+ |
| Bharipa Bahujan Mahasangha | 1 | Rs 16,79,100 ~ 16 Lacs+ |
| Awami Vikas Party | 1 | Rs 16,71,000 ~ 16 Lacs+ |
| Hindustan Ekta Party | 1 | Rs 16,23,000 ~ 16 Lacs+ |
| Bharatiya Momin Front | 1 | Rs 16,10,000 ~ 16 Lacs+ |
| Brihattar Bharat Prajatantra Sewa Party | 1 | Rs 16,00,500 ~ 16 Lacs+ |
| Proutist Sarva Samaj | 1 | Rs 15,30,000 ~ 15 Lacs+ |
| National Party | 1 | Rs 14,47,000 ~ 14 Lacs+ |
| Dr. Ambedkar Samajwadi Democratic Party | 1 | Rs 13,15,000 ~ 13 Lacs+ |
| Rashtriya Bahujan Congress Party | 1 | Rs 13,03,736 ~ 13 Lacs+ |
| Hindusthan Praja Paksha | 1 | Rs 11,02,500 ~ 11 Lacs+ |
| Rashtriya Kisan Congress Party | 1 | Rs 10,75,000 ~ 10 Lacs+ |
| Bharatiya Jawala Shakti Paksha | 1 | Rs 10,32,000 ~ 10 Lacs+ |
| Jawan Kisan Morcha | 1 | Rs 10,10,000 ~ 10 Lacs+ |
| Ambedkarwadi Republican Party | 1 | Rs 9,19,000 ~ 9 Lacs+ |
| Rashtriya Jankranti Morcha | 1 | Rs 9,11,000 ~ 9 Lacs+ |
| Jan-Nyay Dal | 1 | Rs 8,06,184 ~ 8 Lacs+ |
| Rashtriya Janshakti Party(Eklavya) | 1 | Rs 7,31,148 ~ 7 Lacs+ |
| JPS | 1 | Rs 7,29,000 ~ 7 Lacs+ |
| Prajatantrik Samadhan Party | 1 | Rs 6,63,000 ~ 6 Lacs+ |
| Lok Satta Party | 1 | Rs 6,09,998 ~ 6 Lacs+ |
| New All India Congress Party | 1 | Rs 5,88,000 ~ 5 Lacs+ |
| Rashtriya Krantikari Samajwadi Party | 1 | Rs 5,82,000 ~ 5 Lacs+ |
| Jan Samanta Party | 1 | Rs 4,30,000 ~ 4 Lacs+ |
| Republican Party of India | 1 | Rs 4,10,000 ~ 4 Lacs+ |
| Bharatiya Gaon Taj Dal | 1 | Rs 3,53,200 ~ 3 Lacs+ |

Data in this Kit is presented in good faith, with an intention to inform voters. Candidates' affidavits obtained from the ECI website (www.eci.nic.in) with nomination papers is the source of this analysis. Website:- www.adrindia.org, www.myneta.info

| Party Name | Number of Candidates Analyzed | Average Assets |
|-----------------------------------|-------------------------------|--------------------------|
| Socialist Party (Lohia) | 1 | Rs 3,31,000 ~ 3 Lacs+ |
| Rashtriya Jankranti Party | 1 | Rs 2,85,000 ~ 2 Lacs+ |
| Bhartiya Shramik Dal Socialist | 1 | Rs 2,60,000 ~ 2 Lacs+ |
| Janvadi Party(Socialist) | 1 | Rs 2,50,000 ~ 2 Lacs+ |
| Moolniwasi Samaj Party | 1 | Rs 2,21,500 ~ 2 Lacs+ |
| Bhartiya Vikas Party | 1 | Rs 2,11,000 ~ 2 Lacs+ |
| Sanyukt Samajwadi Dal | 1 | Rs 2,02,000 ~ 2 Lacs+ |
| Democratic Secular Party | 1 | Rs 1,60,500 ~ 1 Lacs+ |
| Rashtriya Janpriya Party | 1 | Rs 1,59,000 ~ 1 Lacs+ |
| Bhartiya Jan Manch | 1 | Rs 1,55,178 ~ 1 Lacs+ |
| Aambedakarite Party of India | 1 | Rs 1,19,757 ~ 1 Lacs+ |
| The Lok Party of India | 1 | Rs 1,10,000 ~ 1 Lacs+ |
| Akhil Bhartiya Aamjan Party | 1 | Rs 1,10,000 ~ 1 Lacs+ |
| Loktantrik Janata Party (Secular) | 1 | Rs 88,692 ~ 88 Thou+ |
| Jan Morcha | 1 | Rs 77,000 ~ 77 Thou+ |
| Akhil Bhartiya Manavta Paksh | 1 | Rs 76,820 ~ 76 Thou+ |
| All India Peoples Front | 1 | Rs 75,167 ~ 75 Thou+ |
| Al-Hind Party | 1 | Rs 53,000 ~ 53 Thou+ |
| National Development Party | 1 | Rs 50,000 ~ 50 Thou+ |
| Indian Oceanic Party | 1 | Rs 50,000 ~ 50 Thou+ |
| Gareeb Aadmi Party | 1 | Rs 40,000 ~ 40 Thou+ |
| Samta Vikas Party | 1 | Rs 36,300 ~ 36 Thou+ |
| RASHTRIYA MORCHA PARTY | 1 | Rs 30,500 ~ 30 Thou+ |
| Rashtriya Janadhikar Party | 1 | Rs 21,000 ~ 21 Thou+ |
| All India Ravidas Samata Party | 1 | Rs 12,000 ~ 12 Thou+ |
| Kannada Chalavali Vatal Paksha | 1 | Rs 6,000 ~ 6 Thou+ |

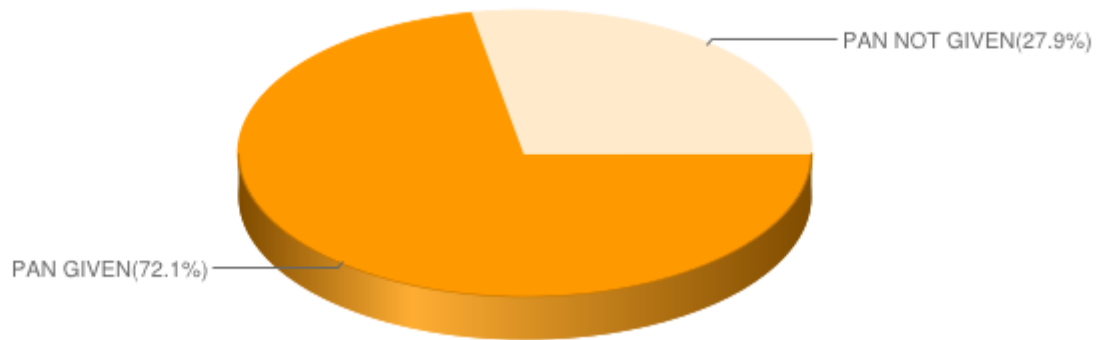
Data in this Kit is presented in good faith, with an intention to inform voters. Candidates' affidavits obtained from the ECI website (www.eci.nic.in) with nomination papers is the source of this analysis. Website:- www.adrindia.org, www.myneta.info

| Party Name | Number of Candidates Analyzed | Average Assets |
|---------------------------------|-------------------------------|--|
| Bharatiya Rashtriya Mazdoor Dal | 1 | Rs 4,500 ~ 4 Thou+ |
| Bhartiya Satya Sangharsh Party | 1 | Rs 0 ~ |
| Indian Gandhayan Party | 1 | Rs 0 ~ |
| IND | 1278 | Rs 1,01,09,233 ~ 1 Crore+ |
| All Parties | 3305 | Rs 5,83,03,156 5 Crore+ |

Table: Average assets for candidates - Party wise

PAN Details of Candidates

Details of candidates who have not declared their PAN



| | |
|----------------|-------------|
| PAN Filled | 2383 |
| PAN Not Filled | 922 |
| Total | 3305 |

Table: Overall PAN Report

Other Background Details (Education, age, gender)

Education Report for Candidates:

| Education Group | Number of Candidates analyzed |
|-----------------------|-------------------------------|
| Illiterate | 35 |
| Literate | 102 |
| 5th Pass | 136 |
| 8th Pass | 247 |
| 10th Pass | 540 |
| 12th Pass | 469 |
| Graduate | 641 |
| Graduate Professional | 413 |
| Post Graduate | 519 |
| Doctorate | 91 |
| Others | 67 |
| Not Given | 45 |

Data in this Kit is presented in good faith, with an intention to inform voters. Candidates' affidavits obtained from the ECI website (www.eci.nic.in) with nomination papers is the source of this analysis. Website:- www.adrindia.org, www.myneta.info

| Education Group | Number of Candidates analyzed |
|-----------------|-------------------------------|
| Total | 3305 |


Table: Education Report for Candidates

Overall Age Report for Candidates

| Age Group | Number of Candidates Analyzed |
|--------------|-------------------------------|
| Unknown | 29 |
| 25-30 | 224 |
| 31-40 | 834 |
| 41-50 | 982 |
| 51-60 | 676 |
| 61-70 | 450 |
| 71-80 | 102 |
| 81-110 | 8 |
| Total | 3305 |

Table: Overall Education Report for Candidates

Overall Gender for Candidates



| | |
|-------|------|
| Men | 3064 |
| Women | 241 |
| Total | 3305 |

1. Know your Neta on Mobile

SMS

To get information on candidates/MP/MLA from your constituency, send SMS

MYNETA <PINCODE>

(Example: MYNETA PINCODE)

or

MYNETA <Constituency name>

(Example: MYNETA KURUKSHETRA)

On 9246556070 (normal SMS charges applicable) or 56070 (charges Rs. 2-3)

Sample response: Candidates for KURUKSHETRA, (1) Naveen Jindal INC: Criminal Cases-2, Asset Rs 308.31 Crore, Liability: Rs 4.91 Crore, Edu: Post Graduate. (2) Rajkumar Saini BJP: Criminal Cases-2, Asset Rs 13.28 Crore, Liability: Rs 2.32 Crore, Edu: Graduate.

Dial *325*35# (free service)

Facebook users can get information on their candidates/MP/MLA on GSM mobiles

Step 1→

Dial ***325*35#**

Step 2→

Reply with **option 4 (“Know Your Neta”)**

Step 3→

Reply with **PINCODE (or Constituency name)**

Step 4→

Reply with **option 1 (for Candidate 1)**

Or

Reply with **option 2 (for Candidate 2)**

Or

Reply with **option 3 (for Candidate 3)**

Sample response:

NAVEEN JINDAL (INC)

Criminal Cases: Yes

Assets: 308.31 crores

Education: Post graduate

2. Know your Neta on Toll-free Helpline

Dial Toll-free no: **1-800-110-440**

Information given: Criminal records, Assets, Liabilities and Education Qualifications.

[Only during Day/Hours of operation: Mon-Fri (10 am – 6pm)]

3. Know your Neta on our Websites

To get information on candidates/MP/MLA from your constituency, visit

1. www.myneta.info (search for candidates/MP/MLA or constituency)
- or
2. www.adrindia.org (visit Election watch page of your state for reports about candidates/MP/MLA)

4. Join us on Social-Media

1. www.facebook.com/adr.new
2. www.twitter.com/adrspeaks

Contact Details

National Election Watch/Association for Democratic Reforms:

| | | | |
|---|--|---|--|
| <p>Media and Journalist Helpline</p> <p>+91 80103 94248</p> <p>Email: adr@adrindia.org</p> | <p>Mr Anil Verma</p> <p>Head</p> <p>National Election Watch, Association for Democratic Reforms</p> <p>011 4165 4200, +91 88264 79910</p> <p>adr@adrIndia.org, anilverma@adrindia.org</p> | <p>Prof Jagdeep Chhokar</p> <p>IIM Ahmedabad (Retd.)</p> <p>Founder Member, National Election Watch, Association for Democratic Reforms</p> <p>+91 99996 20944</p> <p>jchhokar@gmail.com</p> | <p>Prof Trilochan Sastry</p> <p>IIM Bangalore</p> <p>Founder Member, National Election Watch, Association for Democratic Reforms</p> <p>+91 94483 53285</p> <p>trilochans@iimb.ernet.in</p> |
|---|--|---|--|

DISCLAIMER

All information about Candidates, in this report has been taken from the affidavits filed by Candidates with their nomination papers. Copies of affidavits were obtained from the Chief Electoral Officer's website (<http://affidavitarchive.nic.in/DynamicAffidavitDisplay/FrmElectionAffidavit.aspx>). While all efforts have been made to ensure that the information is in keeping with what is mentioned in the affidavits, in case of discrepancy between information in this report and that given in the affidavits, the information reported in the affidavits filed by Candidates should be treated as correct. Association for Democratic Reforms, National Election Watch and their volunteers are not responsible or liable for any damage arising directly or indirectly from the publication of this report.