

PRESS RELEASE

January 21th, 2013

**REPORT ON ELECTION EXPENDITURE STATEMENTS DECLARED BY
MLAS OF CHHATTISGARH, MADHYA PRADESH, RAJASTHAN, DELHI
AND MIZORAM DURING ASSEMBLY ELECTIONS HELD IN NOVEMBER-
DECEMBER 2013**

“More than Rs 58 crore of unaccounted cash was seized from political activists in the five states - Delhi, MP, Rajasthan, Chhattisgarh and Mizoram — that went to polls recently.” – Times of India, Dec 30, 2013; [Click here for Full News Article](#)

“...police have recovered unaccounted cash worth Rs 1.28 crore from people claiming to represent different political parties. Besides the cash, police have also recovered around 1,643 litre of country liquor and 760 litre of Indian Made Foreign liquor. Apart from these, 4,895 bottles of country made liquor have been seized, while the corresponding figure for IMFL is 2,525. Also seized were 1,233 half bottles of country liquor. The figure for IMFL is 603. An additional 537 bottles of beer have also been seized.” – The Indian Express, New Delhi, Dec 03, 2013; [Click Here for Full News Article](#)

“According to official data, liquor valued at Rs 29.10 crore, narcotic drugs worth Rs 5.49 crore and other inducements (sarees, gifts) worth Rs 5.68 crore were also seized by the EC-appointed flying squads and surveillance teams in the state.” – DNA, Rajasthan, Dec 01, 2013; [Click Here for Full News Article](#)

“‘In all, the 108 candidates contesting the state polls in the seven assembly constituencies in Raipur district had spent Rs 2.23 crore,’ officials in the state electoral office said.” – Business Standard, Chhattisgarh, November 24, 2013; [Click Here for Full News Article](#)

This report is based on the analysis of the self declared election expenditure statements (money spent during elections by MLAs) provided by the MLAs and submitted to Election Commission of India (ECI). The self declared election expenditure statements of MLAs have been accessed from the Chief Electoral Officer (CEO) website of each state. 596 out of 630 MLAs have been analysed in this report. (The rest were not analysed due to the unavailability of their expense statements on the CEO website at the time of the making of this report).

Table of Contents

| | |
|--|----|
| REPORT ON ELECTION EXPENDITURE STATEMENTS DECLARED BY MLAS OF CHHATTISGARH, MADHYA PRADESH, RAJASTHAN, DELHI AND MIZORAM DURING ASSEMBLY ELECTIONS HELD IN NOVEMBER-DECEMBER 2013..... | 1 |
| Executive Summary..... | 3 |
| Detailed Analysis..... | 7 |
| Total Expenses Incurred during Chhattisgarh Elections by MLAs..... | 7 |
| Total Expenses Incurred during Delhi Elections by MLAs | 8 |
| Total Expenses Incurred during Madhya Pradesh Elections by MLAs | 9 |
| Total Expenses Incurred during Rajasthan Elections by MLAs | 10 |
| Total Expenses Incurred during Mizoram Elections by MLAs..... | 11 |
| Average election expenses declared party wise for each state | 12 |
| State – Wise Average Expense declared by Ministers..... | 13 |
| State – Wise expenses on Public Meeting and Processions | 13 |
| State- Wise Expenses on Campaign through electronic/print media (including cable network)..... | 14 |
| State – Wise Expenses on Campaign Workers..... | 14 |
| State- Wise Expenses on Vehicles Used..... | 14 |
| State – Wise Expenses on Campaign Materials..... | 15 |
| State-Wise Top 3 MLAs with highest declared election expenses | 15 |
| 3 MLAs with lowest declared election expenses from each state..... | 16 |
| DISCLAIMER | 17 |

Executive Summary

- Candidates are supposed to file their election expenditure within 30 days of the declaration of results. The **expense limit for candidates** in each state is given below

| | |
|-------------------|----------|
| A. Chhattisgarh | 16 Lakhs |
| B. Delhi | 14 Lakhs |
| C. Madhya Pradesh | 16 Lakhs |
| D. Rajasthan | 16 Lakhs |
| E. Mizoram | 8 Lakhs |

- Average Election Expenditure Declared by MLAs:** The newly elected MLAs to these assemblies (Chhattisgarh, Mizoram, Rajasthan, Madhya Pradesh and Delhi) have shown the **average election expenditure declared to be only between Rs 4.39 lakhs (Mizoram) and Rs 8.46 lakhs (Chhattisgarh)** in their declarations to the Election Commission of India.

| State | Total MLAs | No. of MLAs Analysed | Expense Limit (in Rs.) | Average Election Expenses (in Rs.) | % of Expense Limit (Average Election Expenses/Expense Limit) |
|----------------|------------|----------------------|------------------------|------------------------------------|--|
| Chhattisgarh | 90 | 83 | 16,00,000 | 8,46,936 | 53% |
| Delhi | 70 | 67 | 14,00,000 | 7,16,744 | 51% |
| Madhya Pradesh | 230 | 209 | 16,00,000 | 7,64,717 | 48% |
| Mizoram | 40 | 39 | 8,00,000 | 4,39,576 | 55% |
| Rajasthan | 200 | 198 | 16,00,000 | 7,33,810 | 46% |

Table: Average election expense of each state

- State – Wise Election Expenditure Declared by MLAs:**
 - 338 MLAs out of 596 (57%)** analysed have declared that **the money spent by them was less than 50% of the limit.**
 - Only **17 out of 596 MLAs (3%)** analysed have declared that they have **spent more than 80% of the expense limit.**

| State | Total MLAs | No. of MLAs Analysed | No of MLAs who spent less than 50% of Limit | % of MLAs who spent less than 50% of Limit | No of MLAs who spent more than 80% of the Limit | % of MLAs who spent more than 80% | Expense Limit (in Rs.) |
|----------------|------------|----------------------|---|--|---|-----------------------------------|------------------------|
| Chhattisgarh | 90 | 83 | 32 | 39% | 1 | 1% | 16,00,000 |
| Delhi | 70 | 67 | 34 | 51% | 4 | 6% | 14,00,000 |
| Madhya Pradesh | 230 | 209 | 129 | 62% | 4 | 2% | 16,00,000 |
| Mizoram | 40 | 39 | 16 | 41% | 4 | 10% | 8,00,000 |
| Rajasthan | 200 | 198 | 127 | 64% | 4 | 2% | 16,00,000 |
| Total | 630 | 596 | 338 | 57% | 17 | 3% | |

Table: State –Wise Expenses of MLAs

4. **Election Expenditure declared by Chief Ministers of State:** The highest election expenditure declared by a Chief Minister of the five states analysed is **Rs. 10,61,477 (66% of the expense limit)** by **Vasundhra Raje** from **Rajasthan**. The lowest election expenditure declared by a Chief Minister is **Rs. 3,99,953 (29% of the expense limit)** by **Arvind Kejriwal** from **Delhi**.

| State | Expense Limit | Chief Minister | Constituency | Election Expenses Declared (in Rs.) | % of Expense Limit (Average Election Expenses/Expense Limit) |
|----------------|---------------|-----------------------|--------------|-------------------------------------|--|
| Chhattisgarh | 16,00,000 | Raman Singh | Rajnandgaon | 8,16,390 | 51% |
| Madhya Pradesh | 16,00,000 | Shivraj Singh Chouhan | Budhni | 10,10,001 | 63% |
| | | | Vidisha | 9,77,495 | 61% |
| Mizoram | 8,00,000 | Lal Thanhawla | Serchhip | 3,50,809 | 44% |
| | | | Hrangturzo | 4,60,220 | 58% |
| Rajasthan | 16,00,000 | Vasundhra Raje | Jhalrapatan | 10,61,477 | 66% |
| Delhi | 14,00,000 | Arvind Kejriwal | New Delhi | 3,99,953 | 29% |

Table: Expenses declared by Chief Ministers of State

Election expenditure declared by Ministers: The Ministers from Chhattisgarh, Madhya Pradesh, Rajasthan, Delhi and Mizoram have declared on an average, election expenditure of **3.57 Lakhs (Mizoram) to 8.07 Lakhs (Delhi)** i.e on an **average 45% to 58% of the average expense limit**. The average election expenditure declared by the ministers is as follows:

- 9 Ministers of Chhattisgarh** declared an **average election expenditure of Rs. 8.33 Lakhs (53% of expense limit)**
- 22 Ministers of Madhya Pradesh** declared an **average election expenditure of Rs. 8.07 Lakhs (50% of expense limit)**
- 12 Ministers of Rajasthan** declared an **average election expenditure of Rs. 7.64 Lakhs (48% of expense limit)**
- 12 Ministers of Mizoram** declared an **average election expenditure of Rs. 3.57 Lakhs (45% of expense limit)**
- 6 Ministers of Delhi** declared an **average election expenditure of Rs. 8.07 Lakhs (58% of expense limit)**.

5. **Combined election expenditure declared by all MLAs from all five states:** 3 out of 5 states have shown highest declared election expenditure by newly elected MLAs on Vehicles Used. The lowest election expenditure by all MLAs analysed in all five states has been on Expense on Visit of Other Party Functionaries.

- Chhattisgarh:** **38%** of total expenses during Chhattisgarh Elections incurred by all 83 MLAs together, was spent on **Vehicles Used**. **25%** of expenses were incurred on **Campaign Materials**. **10%** was spent on visits of **Campaign Workers**.
- Delhi:** **23%** of the total expenses during Delhi Elections incurred by all 67 MLAs together, was spent on other **Public Meetings and Processions**. **22%** of declared election expenditure was on Miscellaneous and **22%** was on Campaign Materials by all Delhi MLAs analysed.
- Madhya Pradesh:** **44%** of the total expenses during Madhya Pradesh Elections incurred by all 209 MLAs together, was spent on use of **vehicles**. **19%** of expenses were incurred on **Campaign Materials**. **10%** of total expenses during Madhya Pradesh Elections was spent on **Public**

Meetings and Processions.

- d) **Rajasthan: 32%** of the total expenses during Rajasthan Elections incurred by all 198 MLAs together, was spent on use of **Vehicles. 22%** and **15%** of expenses incurred were on **Other Miscellaneous Expenses** and **Public Meetings** respectively.
 - e) **Mizoram: 26%** of the total expenses during Mizoram Elections incurred by all 39 MLAs together, was spent on **Campaign Workers. 23%** of expenses incurred were on use of **Vehicles. 16%** of expenses were incurred on **Other Miscellaneous Expenses. 11%** of total expenses during Mizoram Elections was spent on **Campaign Materials.**
6. **Election expenditure declared on Public Meetings and Processions: 49 MLAs** out of 596 analysed **(8%)** declared zero election expenditure on **public meetings, processions etc.** The **average expenses declared on Public Meetings and Processions** by 596 MLAs from the five states **falls between Rs. 20,361 (Mizoram) to Rs 1,64,791 in Delhi.**
- a) **7 MLAs** from **Chhattisgarh** declared zero election expenditure on public meetings, processions etc.
 - b) **1 MLA** from **Delhi** declared zero election expenditure on public meetings, processions etc.
 - c) **8 MLAs** from **Madhya Pradesh** declared zero election expenditure on public meetings, processions etc.
 - d) **10 MLAs** from **Rajasthan** declared zero election expenditure on public meetings, processions etc.
 - e) **23 MLAs** from **Mizoram** declared zero election expenditure on public meetings, processions etc.
7. **Expense on Campaigning through electronic/print media: 210 MLAs** out of 596 analysed **(35%)** declared zero election expenditure on **Electronic/Print Media.** The **average expenses declared on electronic and print media** by 596 MLAs from the five states **falls between Rs. 8,636 (Mizoram) to Rs 67,932 (Rajasthan).**
- a) **44 MLAs** from **Chhattisgarh** declared zero election expenditure on Electronic/Print Media
 - b) **24 MLAs** from **Delhi** declared zero election expenditure on Electronic/Print Media
 - c) **87 MLAs** from **Madhya Pradesh** declared zero election expenditure on Electronic/Print Media
 - d) **29 MLAs** from **Rajasthan** declared zero election expenditure on Electronic/Print Media
 - e) **26 MLAs** from **Mizoram** declared zero election expenditure on Electronic/Print Media.
8. **Expense on Campaign Workers: 239 MLAs** out of 596 analysed **(40%)** declared zero election expenditure on **Campaign Workers.** The **average expenses declared on Campaign Workers** by 596 MLAs from the five states **falls between Rs. 22,602 (Rajasthan) to Rs 1,17,800 (Mizoram).**
- a) **12 MLAs** from **Chhattisgarh** declared zero election expenditure on Campaign Workers
 - b) **20 MLAs** from **Delhi** declared zero election expenditure on Campaign Workers
 - c) **41 MLAs** from **Madhya Pradesh** declared zero election expenditure on Campaign Workers
 - d) **155 MLAs** from **Rajasthan** declared zero election expenditure on Campaign Workers
 - e) **11 MLAs** from **Mizoram** declared zero election expenditure on Campaign Workers
9. **Expense on Vehicles Used:** Shoaib Iqbal from Delhi and Gyan Singh from Madhya Pradesh declared zero expenses on use of vehicles. **42 MLAs** out of 596 analysed **(7%)** declared that they **spent less than 10% of their total expenses on Vehicles Used.** The **average expenses declared on Vehicles Used** by 596

MLAs from the five states **falls between Rs. 1,01,914 (Delhi) to Rs 3,40,086 (Madhya Pradesh).**

- a) **2 MLAs** from **Chhattisgarh** declared less than 10% election expenditure (out of total expenses declared) on Vehicles Used.
- b) **19 MLAs** from **Delhi** declared less than 10% election expenditure (out of total expenses declared) on Vehicles Used.
- c) **4 MLAs** from **Madhya Pradesh** declared less than 10% election expenditure (out of total expenses declared) on Vehicles Used.
- d) **9 MLAs** from **Rajasthan** declared less than 10% election expenditure (out of total expenses declared) on Vehicles Used.
- e) **8 MLAs** from **Mizoram** declared less than 10% election expenditure (out of total expenses declared) on Vehicles Used.

10. **Expense on Campaign Materials and Erection of gates, arches etc.:** 2 MLAs, Arvind Kejriwal and Vinod Kumar Binny from Delhi have declared zero expenses on Campaign Materials. **94 MLAs** out of 596 analysed (**16%**) declared that they **spent less than 10% of their total expenses on Campaign Materials.** The **average expenses declared on Campaign Materials** by 596 MLAs from the five states **falls between Rs. 90,857 (Mizoram) to Rs 1,70,557 (Madhya Pradesh).**

- a) **3 MLAs** from **Chhattisgarh** declared less than 10% election expenditure (out of total expenses declared) on Campaign Materials.
- b) **8 MLAs** from **Delhi** declared less than 10% election expenditure (out of total expenses declared) on Campaign Materials.
- c) **34 MLAs** from **Madhya Pradesh** declared less than 10% election expenditure (out of total expenses declared) on Campaign Materials.
- d) **46 MLAs** from **Rajasthan** declared less than 10% election expenditure (out of total expenses declared) on Campaign Materials.
- e) **3 MLAs** from **Mizoram** declared less than 10% election expenditure (out of total expenses declared) on Campaign Materials.

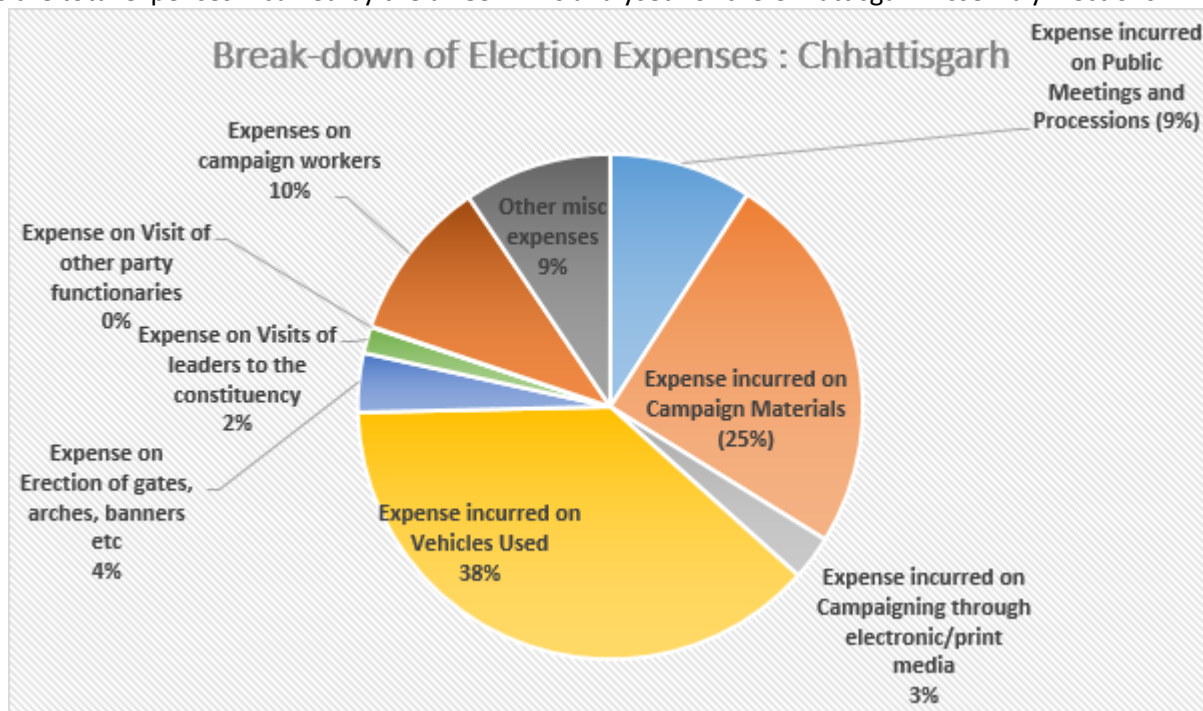
Recommendations:

National Election Watch recommends that the ECI should thoroughly investigate all the election expense declaration and particularly of those candidates who have declared no expenses on use of vehicles, campaign material, public meetings, campaign workers and print/electronic media to check the verity of these disclosures. National Election Watch also exhorts citizens and other candidates to critically look through these expense statements and in case of under declaration/hiding of expenses, challenge the election of these MLAs by filling election petitions.

Detailed Analysis

Total Expenses Incurred during Chhattisgarh Elections by MLAs

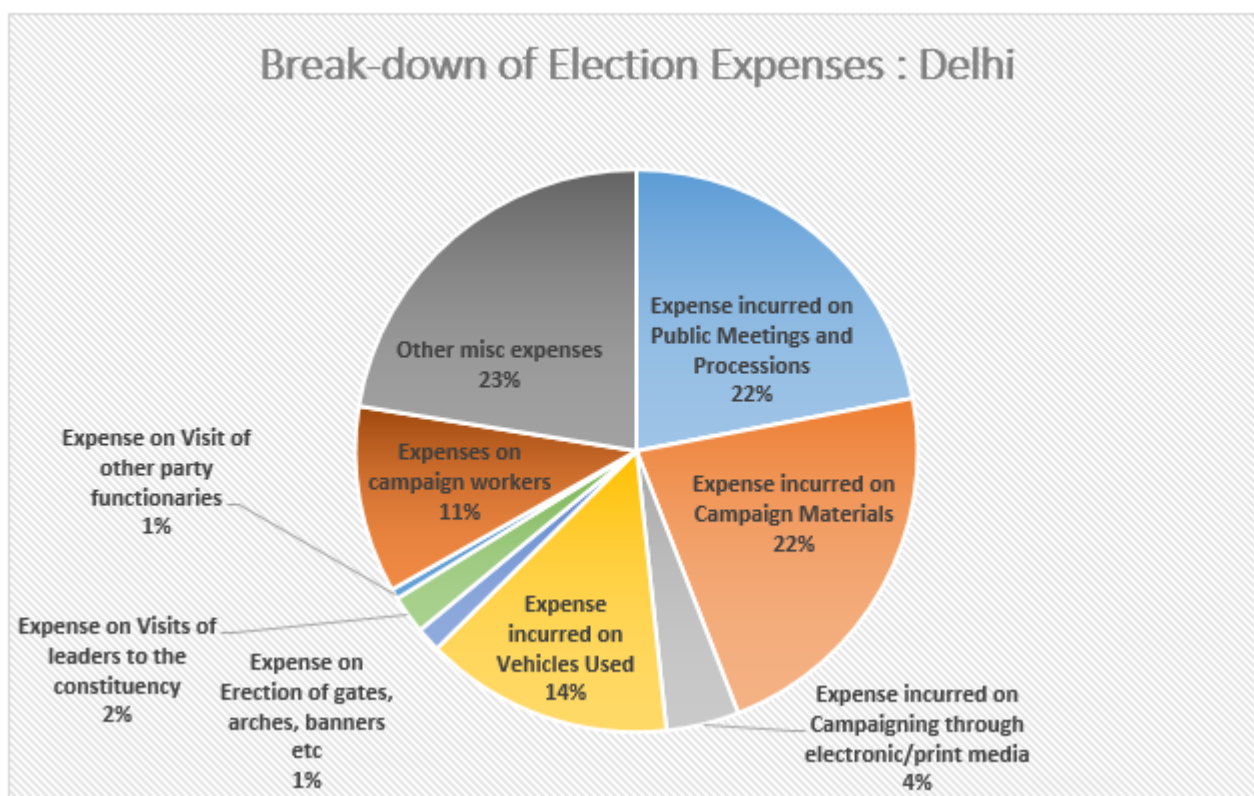
In totality Rs. 7,02,95,654 was spent by 83 MLAs in Chhattisgarh for the assembly elections. 38% of total expenses during Chhattisgarh Elections incurred by all 83 MLAs together, was spent on Vehicles Used. 25% of expenses were incurred on Campaign Materials. 10% was spent on visits of Campaign Workers. The chart below details the total expenses incurred by the all 83 MLAs analysed for the Chhattisgarh Assembly Elections.



1. **Expense on Public Meetings and Processions:** Out of the 83 MLAs analyzed, **7** have declared that they have spent not spent ANY amount on public meetings, processions etc.
2. **Expense on Campaigning through electronic/print media:** **44 MLAs (53%)** have declared that they have **not** spent ANY amount on campaigning through electronic/print media.
3. **Expense on Campaign Workers:** **12 MLAs (14%)** have declared that they **have not** spent ANY amount on campaign workers.
4. **Expense on Vehicles Used:** All 83 MLAs analysed have declared that they have incurred some expense on Vehicles Used. **Jaysingh Agrawal of INC** has declared the lowest expense of **Rs. 41,006** on Vehicles Used
5. **Expense on Campaign Materials and Erection of gates, arches, banners etc.:** All 83 MLAs analysed have declared that they have incurred some expense on campaign materials and erection of gates, arches, banners etc. **Shyam Lal Kanwar of INC** declared the lowest expense of **Rs. 42,000** on Campaign Materials.

Total Expenses Incurred during Delhi Elections by MLAs

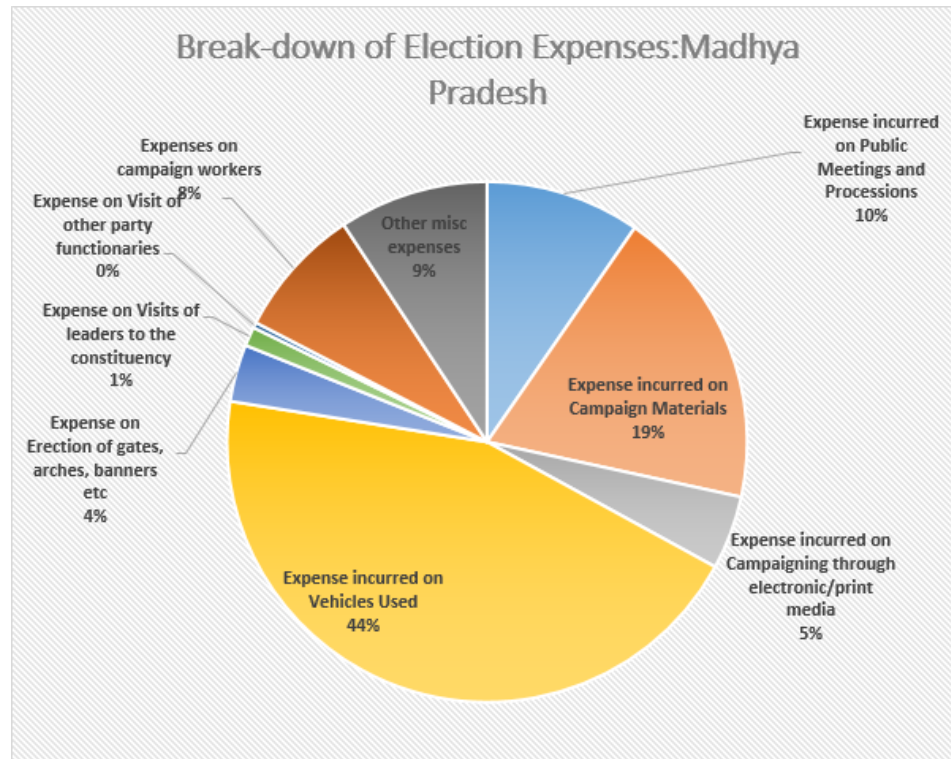
In totality Rs. 4,80,21,866 was spent by 67 MLAs in Delhi for the assembly elections. 23% of the total expenses during Delhi Elections incurred by all 67 MLAs together, was spent on other Public Meetings and Processions. 22% of declared election expenditure was on Miscellaneous and 22% was on Campaign Materials by all Delhi MLAs analysed. The chart below details the total expenses during the Delhi Assembly Elections.



6. **Expense on Public Meetings and Processions:** Out of the 67 MLAs analyzed, **1 MLA, Neel Daman Khatri, from BJP** has declared that he has **not spent ANY amount on public meetings, processions etc.** 3 other MLAs have declared less than Rs 20,000 expenses on public meetings and processions
7. **Expense on Campaigning through electronic/print media:** **24 MLAs (36%)** have declared that they have **not spent ANY amount on campaigning through electronic/print media.**
8. **Expense on Campaign Workers:** **20 MLAs (30%)** have declared that they **have not spent ANY amount on campaign workers.**
9. **Expense on Vehicles Used:** **1 MLA, Shoaib Iqbal of JD(U)** from Matia Mahal Constituency has declared that he has not spent any amount on Vehicles.
10. **Expense on Campaign Materials and Erection of gates, arches, banners etc.:** **2 MLAs, Arvind Kejriwal and Vinod Kumar Binny** have declared that he has not spent any amount on Campaign Materials.

Total Expenses Incurred during Madhya Pradesh Elections by MLAs

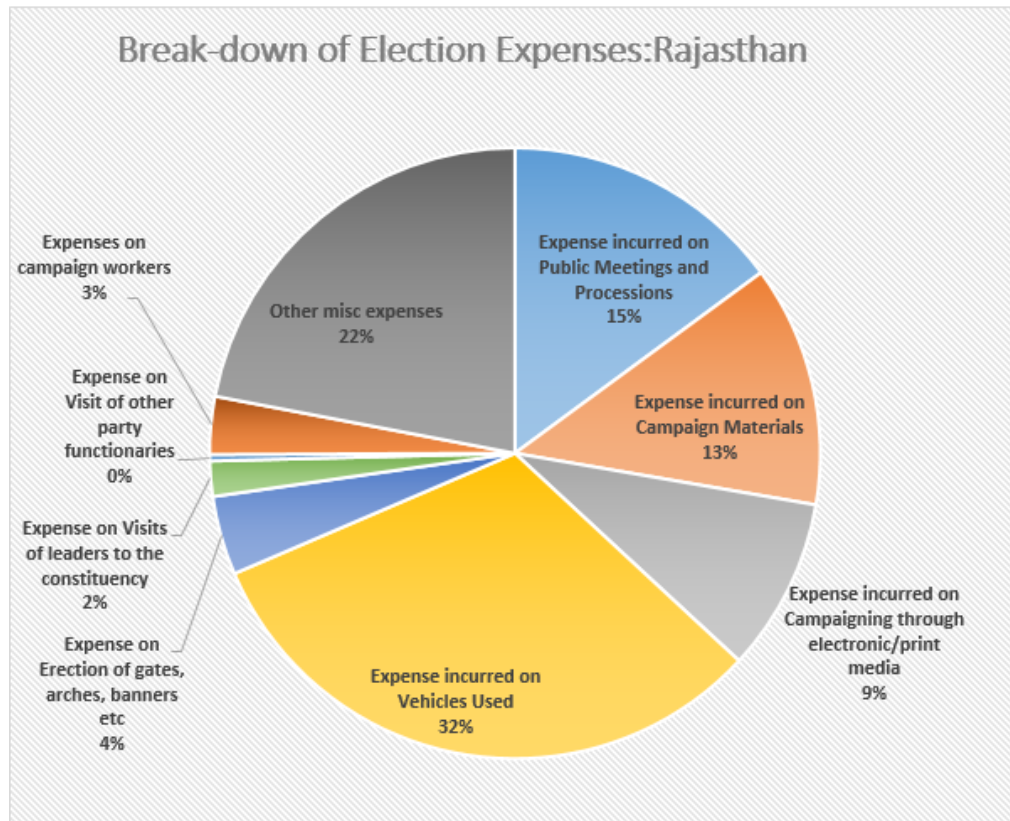
In totality Rs. 15,98,25,879 was spent by 209 MLAs in Madhya Pradesh for the assembly elections. 44% of the total expenses during Madhya Pradesh Elections incurred by all 209 MLAs together, was spent on use of vehicles. 19% of expenses were incurred on Campaign Materials. 10% of total expenses during Madhya Pradesh Elections was spent on Public Meetings and Processions. The chart below details the total expenses during the Madhya Pradesh Assembly Elections.



11. **Expense on Public Meetings and Processions:** Out of the 209 MLAs analyzed, **8** have declared that they have spent not spent ANY amount on public meetings, processions etc.
12. **Expense on Campaigning through electronic/print media:** **87 MLAs (42%)** have declared that they have **not** spent ANY amount on campaigning through electronic/print media.
13. **Expense on Campaign Workers:** **41 MLAs (20%)** have declared that they **have not** spent ANY amount on campaign workers.
14. **Expense on Vehicles Used:** **1** MLA, **Gyan Singh** of **BJP** from **Bandhavgarh** Constituency has declared that he has not spent any amount on Vehicles.
15. **Expense on Campaign Materials and Erection of gates, arches, banners etc.:** All 209 MLAs analysed have declared that they have incurred some expense on campaign materials and erection of gates, arches, banners etc. **Hardeep Singh Dang** of **INC** from **Suwarna** constituency has **declared lowest amount of Rs 15,267** spent on **campaign Materials, banners, gates, etc.**

Total Expenses Incurred during Rajasthan Elections by MLAs

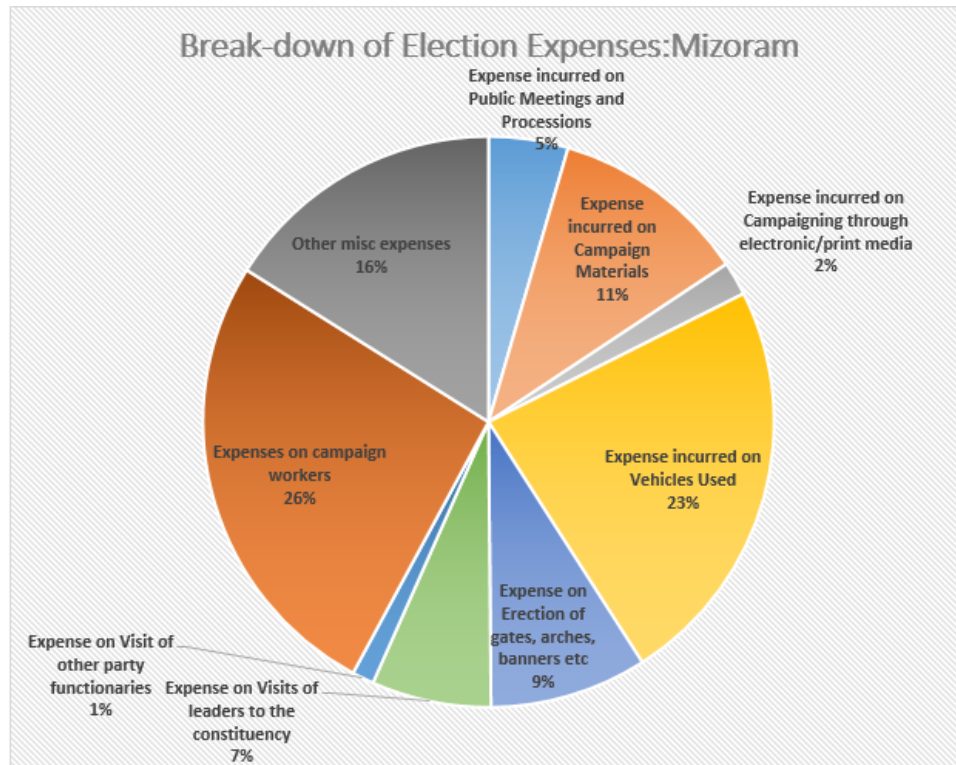
In totality Rs. 14,52,94,454 was spent by 198 MLAs in Rajasthan for the assembly elections. 32% of the total expenses during Rajasthan Elections incurred by all 198 MLAs together, was spent on use of Vehicles. 22% and 15% of expenses incurred were on Other Miscellaneous Expenses and Public Meetings respectively.



- Expense on Public Meetings and Processions:** Out of the 198 MLAs analyzed, **10** have declared that they have **not** spent ANY amount on public meetings, processions etc.
- Expense on Campaigning through electronic/print media:** **29 MLAs (15%)** have declared that they have **not** spent ANY amount on campaigning through electronic/print media.
- Expense on Campaign Workers:** **155 MLAs (78%)** have declared that they **have not** spent ANY amount on campaign workers.
- Expense on Vehicles Used:** All 198 MLAs analysed have declared that they have incurred some expense on vehicles used. **Vitthal Shankar Avasthi** of **BJP** has **declared lowest amount of Rs 4,700** spent on **Vehicles Used**.
- Expense on Campaign Materials and Erection of gates, arches, banners etc.:** All 198 MLAs analysed have declared that they have incurred some expense on campaign materials and erection of gates, arches, banners etc. **Santosh Ahlawat** of **BJP** has **declared lowest amount of Rs 2,500** spent on **campaign Materials, banners, gates, etc.**

Total Expenses Incurred during Mizoram Elections by MLAs

In totality Rs. 1,71,43,470 was spent by 39 MLAs in Mizoram for the assembly elections. 26% of the total expenses during Mizoram Elections incurred by all 39 MLAs together, was spent on Campaign Workers. 23% of expenses incurred were on use of Vehicles. 16% of expenses were incurred on Other Miscellaneous Expenses. 11% of total expenses during Mizoram Elections was spent on Campaign Materials. The chart below details the total expenses during the Mizoram Assembly Elections.



1. **Expense on Public Meetings and Processions:** Out of the 39 MLAs analyzed, **23 (59%)** have declared that they have spent not spent ANY amount on public meetings, processions etc.
2. **Expense on Campaigning through electronic/print media:** **26 MLAs (67%)** have declared that they have **not spent ANY** amount on campaigning through electronic/print media.
3. **Expense on Campaign Workers:** **11 MLAs (28%)** have declared that they **have not spent ANY** amount on campaign workers.
4. **Expense on Vehicles Used:** **3 MLAs** have declared that they have **spent less than Rs 20,000** on use of vehicles. **Zodintluanga** of **INC** has **declared lowest amount of Rs 12,460** spent on **Vehicles Used**.
5. **Expense on Campaign Materials and Erection of gates, arches, banners etc.:** All 39 MLAs analysed have declared that they have incurred some expense on campaign materials and erection of gates, arches, banners etc. **Dr. Ngurdingliana** of **INC** has **declared lowest amount of Rs 14,790** spent on **campaign Materials, banners, gates, etc.**

Average election expenses declared party wise for each state

The following table shows the average election expenses for MLAs party-wise:

| S.No. | Party | No. of MLAs Analysed | Expense Limit (in Rs.) | Average Expenses (in Rs.) | % of Expense Limit (Average Election Expenses/Expense Limit) |
|-----------------------|-----------------|----------------------|------------------------|---------------------------|--|
| Chhattisgarh | | | | | |
| 1 | BJP | 45 | 16,00,000 16 Lacs+ | 8,94,597 8 Lacs+ | 55.90% |
| 2 | INC | 37 | 16,00,000 16 Lacs+ | 7,96,136 7 Lacs+ | 49.80% |
| 3 | IND | 1 | 16,00,000 16 Lacs+ | 5,81,764 5 Lacs+ | 36.40% |
| Total | | 83 | 16,00,000 16 Lacs+ | 8,46,936 8 Lacs+ | 53% |
| Delhi | | | | | |
| 1 | BJP | 30 | 14,00,000 14 Lacs+ | 7,08,873 7 Lacs+ | 51 % |
| 2 | Aam Aadmi Party | 26 | 14,00,000 14 Lacs+ | 7,26,269 7 Lacs+ | 52% |
| 3 | INC | 8 | 14,00,000 14 Lacs+ | 7,51,298 7 Lacs+ | 53.7 % |
| 4 | SAD | 1 | 14,00,000 14 Lacs+ | 11,42,822 11 Lacs+ | 81.60% |
| 5 | JD(U) | 1 | 14,00,000 14 Lacs+ | 3,22,477 3 Lacs+ | 23% |
| 6 | IND | 1 | 14,00,000 14 Lacs+ | 3,97,000 3 Lacs+ | 28.40% |
| Total | | 67 | 14,00,000 14 Lacs+ | 7,16,744 7 Lacs+ | 51% |
| Madhya Pradesh | | | | | |
| 1 | BJP | 154 | 16,00,000 16 Lacs+ | 7,52,440 7 Lacs+ | 47% |
| 2 | INC | 48 | 16,00,000 16 Lacs+ | 8,13,900 8 Lacs+ | 50.90% |
| 3 | BSP | 4 | 16,00,000 16 Lacs+ | 5,22,287 5 Lacs+ | 32.60% |
| 4 | IND | 3 | 16,00,000 16 Lacs+ | 9,31,253 9 Lacs+ | 58.20% |
| Total | | 209 | 16,00,000 16 Lacs+ | 7,64,717 7 Lacs+ | 48% |
| Rajasthan | | | | | |
| 1 | BJP | 161 | 16,00,000 16 Lacs+ | 7,57,438 7 Lacs+ | 47.30% |
| 2 | INC | 21 | 16,00,000 16 Lacs+ | 6,61,900 6 Lacs+ | 41.40% |
| 3 | IND | 7 | 16,00,000 16 Lacs+ | 5,60,584 5 Lacs+ | 35% |
| 4 | NPEPT | 4 | 16,00,000 | 5,56,228 | 34.80% |

| S.No. | Party | No. of MLAs Analysed | Expense Limit (in Rs.) | Average Expenses (in Rs.) | % of Expense Limit (Average Election Expenses/Expense Limit) |
|----------------|-------|----------------------|------------------------|---------------------------|--|
| | | | 16 Lacs+ | 5 Lacs+ | |
| 5 | BSP | 3 | 16,00,000 16 Lacs+ | 3,85,575 3 Lacs+ | 24.10% |
| 6 | NUZP | 2 | 16,00,000 16 Lacs+ | 10,70,690 10 Lacs+ | 66.90% |
| Total | | 198 | 16,00,000 16 Lacs+ | 7,33,810 7 Lacs+ | 46% |
| Mizoram | | | | | |
| 1 | INC | 33 | 8,00,000 8 Lacs+ | 4,19,575 4 Lacs+ | 52.40% |
| 2 | MNF | 5 | 8,00,000 8 Lacs+ | 5,70,308 5 Lacs+ | 71.30% |
| 3 | MPC | 1 | 8,00,000 8 Lacs+ | 4,45,968 4 Lacs+ | 55.70% |
| Total | | 39 | 8,00,000 8 Lacs+ | 4,39,576 4 Lacs+ | 55% |

Table: Average election expense party wise for each state

State – Wise Average Expense declared by Ministers

The Ministers for Chhattisgarh, Madhya Pradesh, Rajasthan, Delhi and Mizoram have declared on an average, election expenditure of 3.57 Lakhs (Mizoram) to 8.07 Lakhs (Delhi) i.e on an average 45% to 58% of the average expense limit.

| State | Expense Limit | No of Ministers Analysed | Average Expenses Declared by Ministers (in Rs.) | Average Expenses Declared by MLAs analysed (in Rs.) | % of Expense Limit for Ministers | % of Expense Limit for MLAs |
|----------------|---------------|--------------------------|---|---|----------------------------------|-----------------------------|
| Chhattisgarh | 16,00,000 | 9 | 8,33,353 | 8,46,936 | 52% | 53% |
| Madhya Pradesh | 16,00,000 | 22 | 8,07,193 | 7,64,717 | 50% | 47% |
| Rajasthan | 16,00,000 | 12 | 7,64,017 | 7,33,810 | 48% | 46% |
| Mizoram | 8,00,000 | 12 | 3,57,755 | 4,39,576 | 45% | 55% |
| Delhi | 14,00,000 | 6 | 8,07,759 | 7,16,744 | 58% | 51% |

Table: State – Wise average expense declared by Ministers

State – Wise expenses on Public Meeting and Processions

49 MLAs out of 596 analysed (8%) declared zero election expenditure on public meetings, processions etc. The average expenses declared on Public Meetings and Processions by 596 MLAs from the five states falls between Rs. 20,361 (Mizoram) to Rs 1,64,791 in Delhi.

| State | Expense Limit (in Rs.) | No. of MLAs analysed | Average Money Spent on Public Meetings, Processions etc (in Rs.) | No. of MLAs with zero expenses on Public Meetings, Processions, etc | % of MLAs with Zero Expenses on Public Meetings, Processions etc |
|--------------|------------------------|----------------------|--|---|--|
| Chhattisgarh | 16,00,000 | 83 | 77,430 | 7 | 8% |
| Delhi | 14,00,000 | 67 | 1,64,791 | 1 | 1% |

| State | Expense Limit (in Rs.) | No. of MLAs analysed | Average Money Spent on Public Meetings, Processions etc (in Rs.) | No. of MLAs with zero expenses on Public Meetings, Processions, etc | % of MLAs with Zero Expenses on Public Meetings, Processions etc |
|----------------|------------------------|----------------------|--|---|--|
| Madhya Pradesh | 16,00,000 | 209 | 73,481 | 8 | 4% |
| Rajasthan | 16,00,000 | 198 | 1,10,453 | 10 | 5% |
| Mizoram | 8,00,000 | 39 | 20,360 | 23 | 59% |

Table: State – Wise expenses on Public Meeting and Processions

State- Wise Expenses on Campaign through electronic/print media (including cable network)

210 MLAs out of 596 analysed (**35%**) declared **zero election expenditure on Electronic/Print Media**. The **average expenses declared on electronic and print media** by 596 MLAs from the five states **falls between Rs. 8,636 (Mizoram) to Rs 67,932 (Rajasthan)**.

| State | Expense Limit (in Rs.) | No. of MLAs analysed | Average Money Spent on Campaign through electronic/print media (including cable network) (in Rs.) | No. of MLAs with zero expenses on Campaign through electronic/print media (including cable network) | % of MLAs with Zero Expenses on Campaign through electronic/print media (including cable network) |
|----------------|------------------------|----------------------|---|---|---|
| Chhattisgarh | 16,00,000 | 83 | 23,978 | 44 | 53% |
| Delhi | 14,00,000 | 67 | 28,860 | 24 | 36% |
| Madhya Pradesh | 16,00,000 | 209 | 34,919 | 87 | 42% |
| Rajasthan | 16,00,000 | 198 | 67,931 | 29 | 15% |
| Mizoram | 8,00,000 | 39 | 8,636 | 26 | 67% |

Table: State- Wise Expenses on Campaign through electronic/print media (including cable network)

State – Wise Expenses on Campaign Workers

239 MLAs out of 596 analysed (**40%**) declared **zero election expenditure on Campaign Workers**. The **average expenses declared on Campaign Workers** by 596 MLAs from the five states **falls between Rs. 22,602 (Rajasthan) to Rs 1,17,800 (Mizoram)**.

| State | Expense Limit (in Rs.) | No. of MLAs analysed | Average Money Spent on Campaign Workers (In Rs.) | No. of MLAs with zero expenses on Campaign Workers | % of MLAs with Zero Expenses on Campaign Workers |
|----------------|------------------------|----------------------|--|--|--|
| Chhattisgarh | 16,00,000 | 83 | 87,875 | 12 | 14% |
| Delhi | 14,00,000 | 67 | 77,488 | 20 | 31% |
| Madhya Pradesh | 16,00,000 | 209 | 62,097 | 41 | 20% |
| Rajasthan | 16,00,000 | 198 | 22,602 | 155 | 78% |
| Mizoram | 8,00,000 | 39 | 1,17,799 | 11 | 28% |

Table: State – Wise Expenses on Campaign Workers

State- Wise Expenses on Vehicles Used

Shoaib Iqbal from Delhi and Gyan Singh from Madhya Pradesh declared zero expenses on use of vehicles. **42 MLAs** out of 596 analysed (**7%**) declared that they **did spend less than 10% of their total expenses on Vehicles Used**. The **average expenses declared on Vehicles Used** by 596 MLAs from the five states **falls between Rs.**

1,01,914 (Delhi) to Rs 3,40,086 (Madhya Pradesh).

| State | Expense Limit (in Rs.) | No. of MLAs analysed | Average Money Spent on Vehicles used (in Rs.) | No. of MLAs with less than 10% expenses (of total expenses) on Vehicles Used | % of MLAs with less than 10% Expenses (of total expenses) on Vehicles Used |
|----------------|------------------------|----------------------|---|--|--|
| Chhattisgarh | 16,00,000 | 83 | 3,22,018 | 2 | 2% |
| Delhi | 14,00,000 | 67 | 1,01,914 | 19 | 28% |
| Madhya Pradesh | 16,00,000 | 209 | 3,40,086 | 4 | 2% |
| Rajasthan | 16,00,000 | 198 | 2,34,347 | 9 | 5% |
| Mizoram | 8,00,000 | 39 | 1,05,610 | 8 | 21% |

Table: State- Wise Expenses on Vehicles Used

State – Wise Expenses on Campaign Materials

2 MLAs, Arvind Kejriwal and Vinod Kumar Binny from Delhi have declared zero expenses on Campaign Materials. **94 MLAs** out of 596 analysed (**16%**) declared that they **spent less than 10% of their total expenses on Campaign Materials**. The **average expenses declared on Campaign Materials** by 596 MLAs from the five states **falls between Rs. 90,857 (Mizoram) to Rs 1,70,557 (Madhya Pradesh)**.

| State | Expense Limit (in Rs.) | No. of MLAs analysed | Average Money Spent on campaign materials (in Rs.) | No. of MLAs with less than 10% expenses (of total expenses) on campaign materials | % of MLAs with less than 10% Expenses (of total expenses) on campaign materials |
|----------------|------------------------|----------------------|--|---|---|
| Chhattisgarh | 16,00,000 | 83 | 2,41,027 | 3 | 4% |
| Delhi | 14,00,000 | 67 | 1,67,701 | 8 | 13% |
| Madhya Pradesh | 16,00,000 | 209 | 1,70,557 | 34 | 16% |
| Rajasthan | 16,00,000 | 198 | 1,41,402 | 46 | 23% |
| Mizoram | 8,00,000 | 39 | 90,857 | 3 | 8% |

Table: State – Wise Expenses on Campaign Materials

State-Wise Top 3 MLAs with highest declared election expenses

The following table shows 3 MLAs from each state who have declared maximum election expenses:

| S.No. | Name | Constituency | Party | Expense Limit (in Rs.) | Total Expenses (in Rs.) | % of Expense Limit (Average Election Expenses/Expense Limit) |
|-----------------------|---------------------|--------------|-------|------------------------|-------------------------|--|
| Chhattisgarh | | | | | | |
| 1 | Rupkumari Choudhary | Basna | BJP | 16,00,000 | 13,17,814 | 82% |
| 2 | Rajsharan Bhagat | Jashpur | BJP | 16,00,000 | 12,42,451 | 78% |
| 3 | Amit Aishwary Jogi | Marwahi | INC | 16,00,000 | 11,94,048 | 75% |
| Delhi | | | | | | |
| 1 | Girish Soni | Madipur | AAP | 14,00,000 | 12,53,206 | 90% |
| 2 | Rakhi Birla | Mangol Puri | AAP | 14,00,000 | 11,65,257 | 83% |
| 3 | Jarnail Singh | Tilak Nagar | AAP | 14,00,000 | 11,64,903 | 83% |
| Madhya Pradesh | | | | | | |
| 1 | Umadevi Khatik | Hata | BJP | 16,00,000 | 15,67,114 | 98% |

| S.No. | Name | Constituency | Party | Expense Limit (in Rs.) | Total Expenses (in Rs.) | % of Expense Limit (Average Election Expenses/Expense Limit) |
|------------------|----------------------|-----------------|-------|------------------------|-------------------------|--|
| 2 | Ajay Arjun Singh | Churhat | INC | 16,00,000 | 13,67,560 | 85% |
| 3 | Narayan Prasad | Maihar | INC | 16,00,000 | 13,19,917 | 82% |
| Rajasthan | | | | | | |
| 1 | Suresh Singh Rawat | Pushkar | BJP | 16,00,000 | 13,33,533 | 83% |
| 2 | Kamini Jindal | Ganganagar | NUZP | 16,00,000 | 13,10,109 | 82% |
| 3 | Kailash Choudhary | Baytoo | BJP | 16,00,000 | 12,89,899 | 81% |
| Mizoram | | | | | | |
| | P.C. Zoram Sangliana | Kolasib | INC | 8,00,000 | 7,94,648 | 99% |
| | Lalruatkima | Aizawl West - 2 | MNF | 8,00,000 | 6,61,867 | 83% |
| | K. Lalrinthanga | Serlui | INC | 8,00,000 | 6,50,000 | 81% |

Table: 3 highest election expenses declared by MLAs in each state

3 MLAs with lowest declared election expenses from each state

The following table shows 3 MLAs from each state who have declared minimum election expenses:

| S.No. | Name | Constituency | Party | Expense Limit (in Rs.) | Total Expenses (in Rs.) | % of Expense Limit (Average Election Expenses/Expense Limit) |
|-----------------------|-------------------|----------------|-------|------------------------|-------------------------|--|
| Chhattisgarh | | | | | | |
| 1 | Shyam Lal Kanwar | Rampur | INC | 16,00,000 | 3,76,124 | 24% |
| 2 | Brihaspat Singh | Ramanujganj | INC | 16,00,000 | 4,32,369 | 27% |
| 3 | Chintamani Kanwar | Lundra | INC | 16,00,000 | 4,42,960 | 28% |
| Delhi | | | | | | |
| 1 | Jagdish Mukhi | Janakpuri | BJP | 14,00,000 | 2,93,955 | 21% |
| 2 | Shoaib Iqbal | Matia Mahal | JD(U) | 14,00,000 | 3,22,477 | 23% |
| 3 | Ashok Kumar | Ambedkar Nagar | AAP | 14,00,000 | 3,78,565 | 27% |
| Madhya Pradesh | | | | | | |
| 1 | Vijaysingh | Bhagwanpura | INC | 16,00,000 | 2,38,100 | 15% |
| 2 | Deewan Singh | Pansemal | BJP | 16,00,000 | 2,57,974 | 16% |
| 3 | Manoj Patel | Depalpur | BJP | 16,00,000 | 3,23,343 | 20% |
| Rajasthan | | | | | | |
| 1 | Kiran Maheshwari | Rajsamand | BJP | 16,00,000 | 1,94,008 | 12% |
| 2 | Manoj Kumar | Sadulpur | BSP | 16,00,000 | 2,24,040 | 14% |
| 3 | Pratap Singh | Chhabra | BJP | 16,00,000 | 2,47,168 | 15% |
| Mizoram | | | | | | |
| | Chalrosanga Ralte | Lunglei West | INC | 8,00,000 | 1,24,640 | 16% |
| | Dr. Ngurdingliana | Chalfilh | INC | 8,00,000 | 1,45,139 | 18% |
| | R. L. Pianmawia | Tuivawl | INC | 8,00,000 | 2,40,466 | 30% |

Table: 3 lowest election expenses declared by MLAs from each state

National Election Watch/Association for Democratic Reforms:

| | | | |
|--|---|---|--|
| Media and Journalist Helpline +91 80103 94248 Email: adr@adrindia.org | Mr Anil Verma Head National Election Watch, Association for Democratic Reforms 011 4165 4200, +91 88264 79910 adr@adrIndia.org, anilverma@adrindia.org | Prof Jagdeep Chhokar IIM Ahmedabad (Retd.) Founder Member, National Election Watch, Association for Democratic Reforms +91 99996 20944 jchhokar@gmail.com | Prof Trilochan Sastry IIM Bangalore Founder Member, National Election Watch, Association for Democratic Reforms +91 94483 53285 trilochans@iimb.ernet.in |
|--|---|---|--|

DISCLAIMER

All information about MLAs in this report has been taken from the expense details filed by them and as uploaded in the state CEO websites. While all effort has been made to ensure that the information is in keeping with what is mentioned in the abstract statements provided, in case of discrepancy between information in this report and that given in the abstracts, the information reported in the abstracts filed by MLAs should be treated as correct. Association for Democratic Reforms and their volunteers are not responsible or liable for any damage arising directly or indirectly from the publication of this report.