

ANALYSIS OF INCOME, EXPENDITURE AND DONATIONS RECEIVED BY MAJOR POLITICAL PARTIES OF MADHYA PRADESH

A Report by
National Election Watch
&
Association for Democratic Reforms

Association for Democratic Reforms
T-95A, First Floor, C.L. House,
Gautam Nagar, New Delhi – 110049
Email: adr@adrindia.org

Table of Contents

Analysis of income, expenditure and donations received by major political parties of Madhya Pradesh [FY 2012-13]	3
Executive summary	3
Recommendations of ADR.....	6
Total income of political parties during FY 2012-13.....	7
Top sources of income of political parties between during FY 2012-13	8
Top items of expenditure of National Parties during FY 2012-13.....	10
Analysis of Voluntary Contributions Received by Political Parties	12
Total number of named donors who contributed to political parties from Madhya Pradesh	12
Sector-wise donations to political parties from Madhya Pradesh (FY 2012-13)	13
Party-wise donations without declaration of PAN details.....	13
Donations to political parties from Madhya Pradesh	14
Bharatiya Janata Party	14
Communist Party of India	15
Conclusion	16
Disclaimer	16
Contact Details.....	16

Analysis of income, expenditure and donations received by major political parties of Madhya Pradesh [FY 2012-13]

This report focuses on various sources of income and items of expenditure of National Political Parties and the regional parties of Madhya Pradesh during the Financial Year 2012-13. The National Parties include Indian National Congress (INC), Bharatiya Janata Party (BJP), Bahujan Samaj Party (BSP), Nationalist Congress Party (NCP), Communist Party of India (CPI) and Communist Party of India (Marxist) (CPM). The regional parties include Shiv Sena (SHS), Samajwadi Party (SP), Janata Dal (Secular) (JDS), Indian Union Muslim League (IUML), All India Forward Bloc (AIFB), Janata Dal (United) (JDU), Lok Jan Shakti Party (LJP), Revolutionary Socialist Party (RSP) and National People's Party (NPP).

Executive summary

The key observations drawn from the report are as under:

I. Availability of IT Returns and donations reports of major political parties of Madhya Pradesh

Party	IT Returns	Donations report
INC	Submitted to IT Dept.	Submitted to ECI
BJP		
NCP		
BSP		
CPI		
CPM		
SP		
JDS		
AIFB		Not submitted to the ECI
SHS	RTI response awaited	Submitted to ECI
IUML		Not submitted to the ECI
JDU		
RSP		
LJP		
NPP		

II. Total income versus total expenditure of political parties: The total income and expenditure of political parties is calculated from their IT returns filed with the Income Tax Department annually.

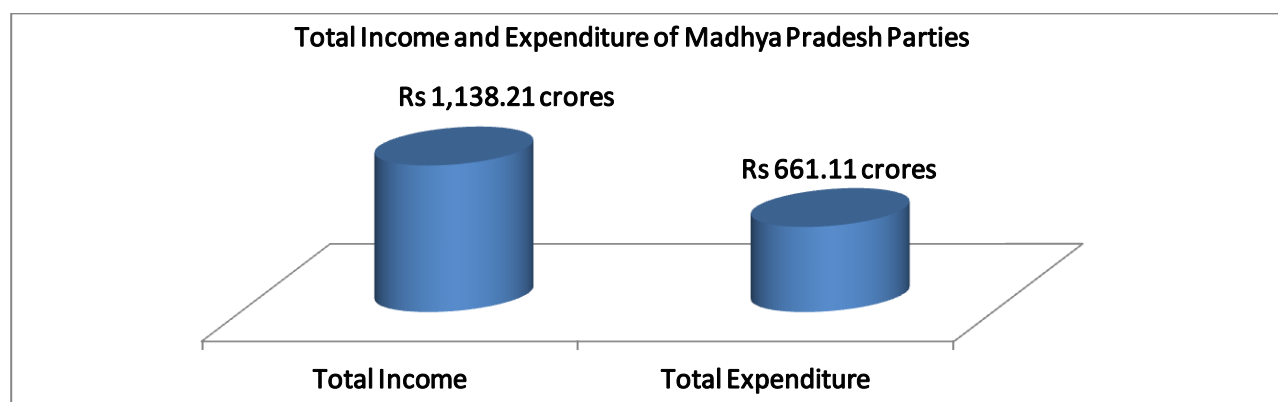


Chart: Comparison of total income received and expenditure incurred by political parties of Madhya Pradesh during FY 2012-13

III. **Total income of political parties of Madhya Pradesh from all over India:**

- The total income of National Parties for FY 2012-13 was Rs. 991.21 crores. INC declared the highest total income of Rs. 425.69 crores, followed by BJP with Rs. 324.16 crores, BSP, Rs. 87.63 crores. NCP, Rs. 26.56 crores, CPI, Rs. 1.07 crores and CPM Rs. 126.09 crores for FY 2012-13.

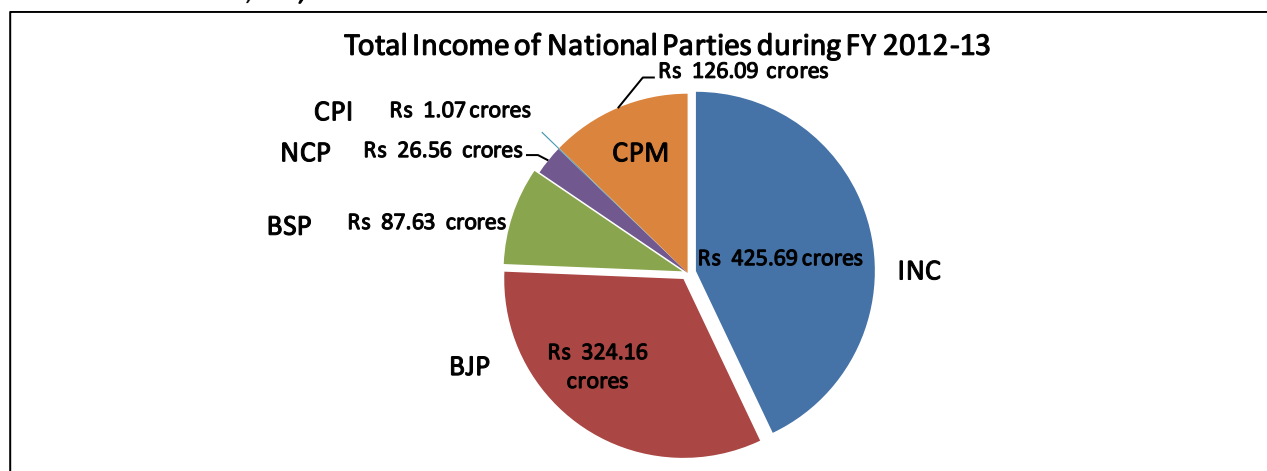


Chart: Total income of national political parties [FY 2012-13]

- The total income for the regional parties of Madhya Pradesh is Rs 147 crores. SP declared the highest income of Rs 146.09 crores. AIFB declared an income of Rs 0.296 crores and JDS declared Rs 0.614 crores as its income.
- IT Returns of SHS, IUML, JDU, LJP, RSP and NPP are awaited. RTIs have been filed for all the aforementioned parties.

IV. **Number of donors contributing above Rs. 20,000 to political parties from all over India (FY 2012-13):**

- The total amount of donations received above Rs. 20,000 by political parties of Madhya Pradesh during FY 2012-13 is calculated from the donations report submitted to the Election Commission annually.
- The total donations above Rs 20,000 declared were **Rs. 99.14 crores**, from **3777** donors.
- BSP declared that the party received no donations above Rs 20,000 during FY 2012-13.

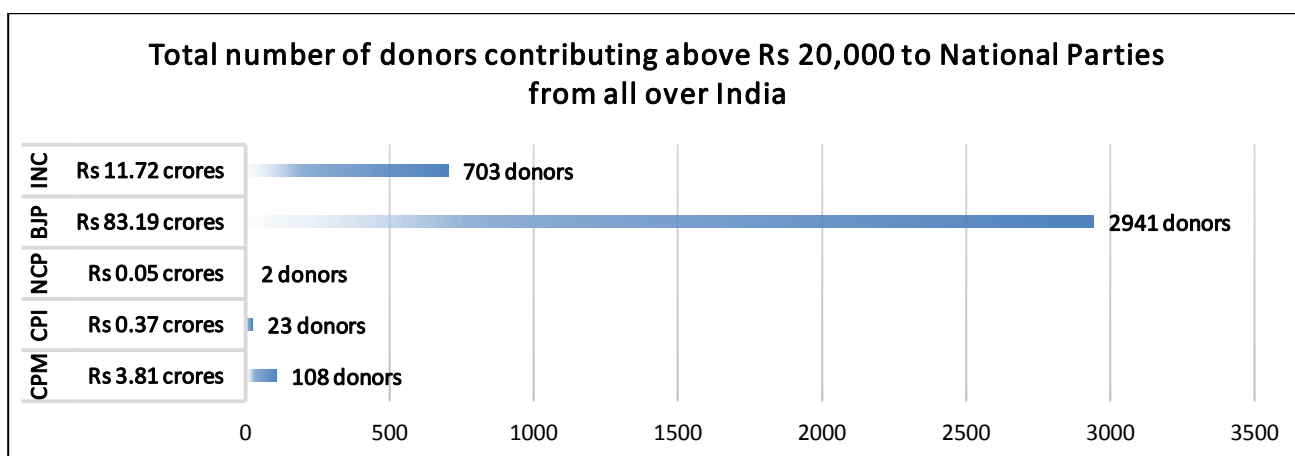


Chart: Total number of donors from all over India donating above Rs 20,000 to national political parties in FY 2012-13

- Parties received a sum of **Rs 29.47 lakhs** from donors in Madhya Pradesh. While BJP received **Rs 29.17 lakhs** from 31 donors, CPI received **Rs 0.3 lakhs** from 1 donor based in Madhya Pradesh.
- INC, NCP, CPM, SP, SHS, IUML and JDS received no donations from Madhya Pradesh.

V. Sector-wise donations:

- Individual donations form the bulk of donations received by political parties from Madhya Pradesh. **96%** (Rs 27.92 lakhs) of BJP's donations from Madhya Pradesh are from individual donations. 100% of CPI's donations (Rs. 0.3 lakhs) are from individual donations.

Political Parties	Corporate / Business donations from Madhya Pradesh (Rs.)	Individual donations from Madhya Pradesh (Rs.)	Total Donation from Madhya Pradesh (Rs.)
BJP	125,000	2,792,112	2,917,112
CPI	0	30,540	30,540
Total Donations (Rs)	125,000	2,822,652	2,947,652

Table: Sector-wise donations received by political parties from donors in Madhya Pradesh during FY 2012-13

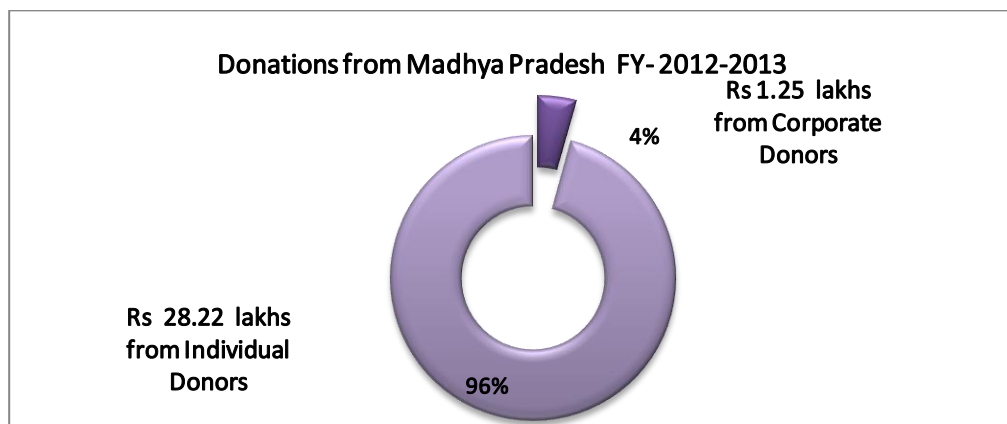


Chart: Sector-wise donations received by parties from donors in Madhya Pradesh [FY 2012-13]

VI. Donors who have not declared details of PAN:

- A total of **9 out of 32 donors (or 28.13%)** contributing **Rs 8.3 lakhs** to the political parties **have not declared their PAN details** in the contribution form.
- BJP has 8 donors from Madhya Pradesh, donating a total of Rs 8 lakhs, who have not revealed their PAN details. CPI has one donor donating Rs 0.3 lakhs without PAN details.

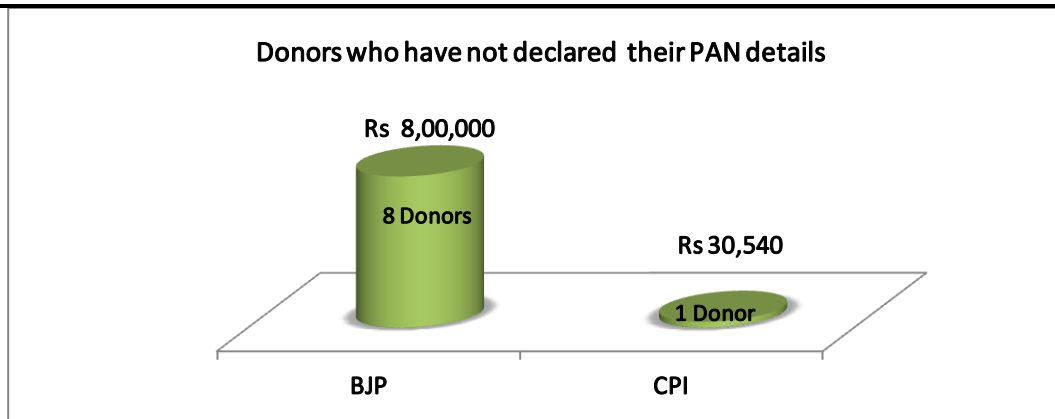


Chart: Donors who have not revealed their PAN details [FY 2012-13]

Recommendations of ADR

- The Supreme Court gave a judgment on September 13, 2013 declaring that no part of a candidate's affidavit should be left blank. Similarly, **no part of the Form 24A submitted by political parties providing details of donations above Rs 20,000 should be blank.**
- Full details of all **donors should be made available for public scrutiny under the RTI.** Some countries where this is done include Bhutan, Nepal, Germany, France, Italy, Brazil, Bulgaria, the US and Japan. In none of these countries is it possible for 75% of the source of funds to be unknown, but at present it is so in India.
- Details of donors who make **donations to the Electoral Trusts should be available in the public domain** for increasing transparency in funding of political parties.
- Any party which does not submit its donation statement to the ECI on or before 31st Oct **should be heavily penalized** and its income should not be tax-exempted. Strict action must also be taken against parties which do not file their IT returns.
- IT Returns of those parties not following the ICAI guidelines for auditing of reports should be scrutinized by the IT department.
- **The National and regional political parties must provide all information of their finances under the Right to Information Act.** This will strengthen political parties, elections and democracy.

Detailed Report

Political parties represent citizens of the country at various levels of the government, voice people's demands and concerns to the administrative and legislative machinery, and therefore serve as a link between citizens and the government.

Apart from collecting donations / voluntary contributions, it is seen from the IT Returns of political parties that a few parties are collecting funds by issuing coupons in lieu of receipts to donors for cash contributions. Being cash donations, it is difficult to establish the identity of the donor. It is possible that a lot of cash donations received, remain unaccounted for in the books of accounts as only those amounts would be recorded for which a receipt has been issued. Thus, it is imperative to have a strict regulatory mechanism wherein political parties have to report the correct quantum and the source of donations received.

By filing RTI applications, Association for Democratic Reforms (ADR) had obtained copies of the IT Returns and Assessment Orders of the National Parties and has analyzed the income and expenditure incurred during the Financial Year 2012-13.

Total income of political parties during FY 2012-13

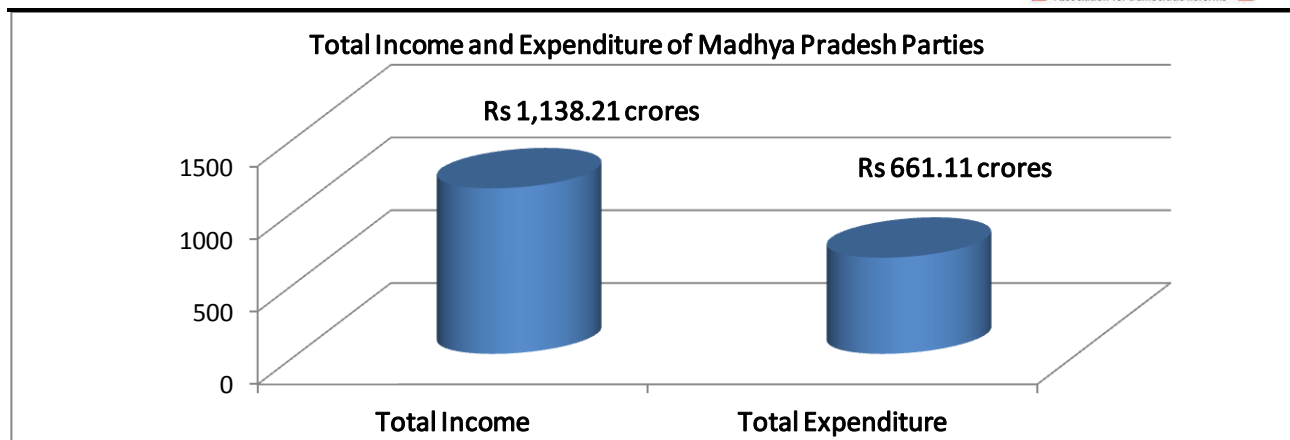
- The income of political parties during FY 2012-13 is calculated from their IT returns filed annually with the Income Tax Department.
- The total income of INC was Rs 425 crores while that of BJP was Rs 324 crores in FY 2012-13.
- The least annual income was declared by CPI (Rs 1 crore) followed by NCP (Rs 26 crores) and BSP (Rs 87 crores).
- SP declared the highest income of Rs 146.09 crores. AIFB declared an income of Rs 0.296 crores and JDS declared Rs 0.614 crores as its income.
- IT Returns of SHS, IUML, JDU, LJP, RSP and NPP are awaited. RTIs have been filed for all the aforementioned parties.

Party	INC	BJP	BSP	NCP	CPI	CPM
Total Income	Rs 425,68,99,823 (~ Rs 425 crores)	Rs 324,16,32,181 (~ Rs 324 crores)	Rs 87,63,06,849 (~ Rs 87 crores)	Rs 26,56,67,570 (~ Rs 26 crores)	Rs 107,33,677 (~ Rs 1 crore)	Rs 126,09,06,552 (~ Rs 126 crores)
Grand Total	Rs 991,21,46,652 (~ Rs 991 crores)					

Table: Total income of national political parties declared in their IT Returns, FY 2012-13

Party	SP	AIFB	JDS
Total Income	146,09,22,239 (~ Rs 146 crores)	Rs 29,62,879 (~ Rs 0.29 crores)	Rs 61,40,226 (~ Rs 0.61 crores)
Grand Total	Rs 150,61,32,949 (~ Rs 150 crores)		

Table: Total income of regional political parties declared in their IT Returns, FY 2012-13



Top sources of income of political parties between during FY 2012-13

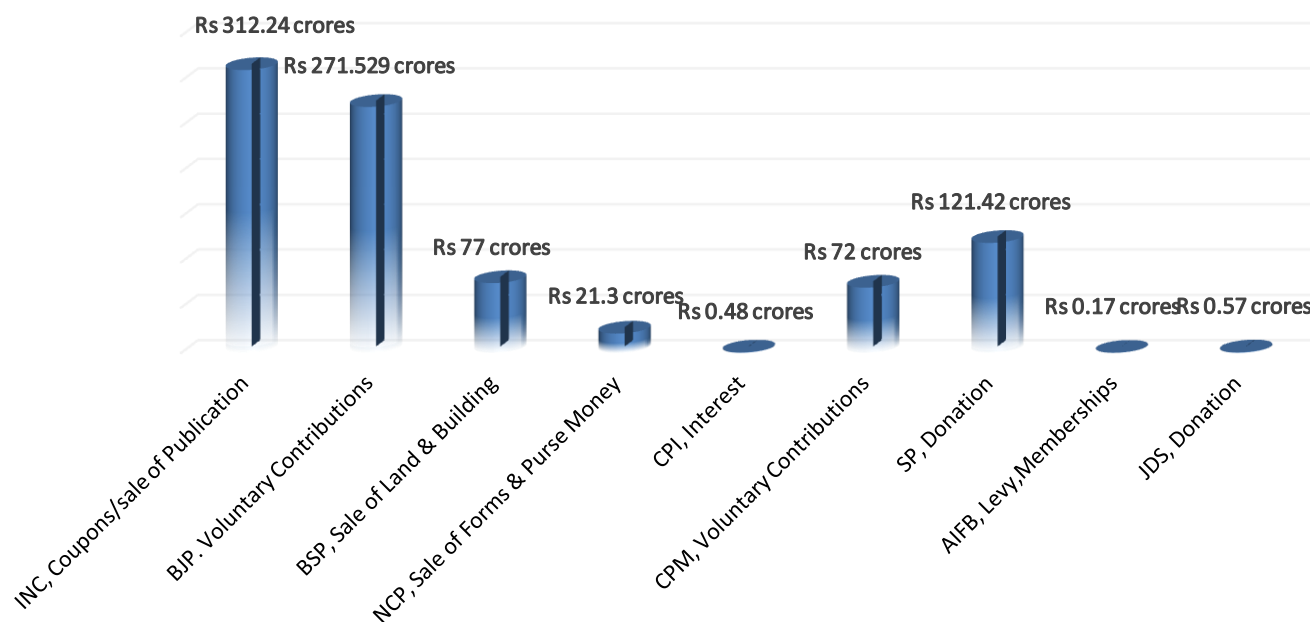
- From the table below, it can be noted that there is neither standardization nor consistency in the parties' declaration of their sources of funds.
- Of the major sources of income, sale of coupons has been listed by most of the major political parties. Income for INC from the sale of coupons/publication amounted to Rs 312.24 crores (73.35% of total income) while NCP received Rs. 3.76 crores from the sale of coupons (14.16% of total income).
- Voluntary contributions and donations have been listed as the next major source of income by the National Parties. Bahujan Samaj Party declared that it did not receive any donations above Rs 20,000 during FY 2012-13, though the party's total income declared in its ITR was Rs 87.63 crores. 83.76% of BJP's income is declared to be from donations.
- Voluntary contributions and donations also formed the topmost source of income for SP and JDS. Membership fees forms a big chunk of the income of regional parties as well.
- Levy from MPs and West Bengal State Committee is the top most source of income for AIFB, which declared 17.44 lakhs or 58.88% of its income from the same.

Party	Total Income (Rs in Lakhs)	Financial Year 2012-2013		
		Top 3 Sources of Income	Amount (Rs in Lakhs)	Share of Income
INC	42,568.99	Collection by issuing coupons/Sale of Publication	31,224.85	73.35%
		Grant/Donation/Contributions	6990.83	16.42%
		Other Income	3266.9	7.67%
		Others	1086.41	2.55%
BJP	32,416.26	Voluntary Contributions	27,152.96	83.76%
		Interest From Banks	2,496.80	7.70%
		Membership fees	1,698.73	5.24%
		Others	1,067.77	3.29%
BSP	8,763.06	Sale of Land & Building (2, SP Marg)	7700.00	87.87%
		Bank Interest	563.05	6.43%
		Membership	495.00	5.65%

Party	Total Income (Rs in Lakhs)	Financial Year 2012-2013		
		Top 3 Sources of Income	Amount (Rs in Lakhs)	Share of Income
		Others	5.01	0.06%
NCP	2,656.67	Sale of Forms & Purse Money	2,130.14	80.18%
		Coupon Receipts	376.23	14.16%
		Membership & Subscriptions	103.27	3.89%
		Others	47.03	1.77%
CPI	107.33	By Interest Received	48.58	45.26%
		Membership fee	32.58	30.35%
		By Levy Received	14.05	13.09%
		Others	12.12	11.29%
CPM	12,609.06	Voluntary Contributions	7,200.62	57.11%
		Levy	3,912.19	31.03%
		Interest & dividend	1,273.18	10.10%
		Others	223.07	1.77%
SP	14,609.22	Donation	12,141.97	83.11%
		Interest Earned	2,240.62	15.34%
		Membership fees	135.38	0.93%
		Others	91.25	0.62%
AIFB	29.62	Levy From MP's & CC Members, Memberships From WB State Committee	17.44	58.88%
		Saving Bank	7.45	25.15%
		Fixed Deposits	3.19	10.77%
		Others	1.54	5.20%
JDS	61.40	Donation	56.98	92.80%
		Membership Form Fee	2.08	3.39%
		Rent	1.13	1.84%
		Others	1.21	1.97%

Table: Top items of income for political parties during FY 2012-13

Top Source of Income of Madhya Pradesh Parties (FY 2012-13)



Top items of expenditure of National Parties during FY 2012-13

- The maximum expenditure for INC has been towards administrative and general expenses (Rs 206.99 crores) followed by election expenditure (Rs 89.95 crores). The maximum expenditure of BJP has been towards advertisement & publicity (Rs 131.87 crores) followed by travelling (Rs 36.62 crores).
- Expense towards tours and travel (Rs 1.75 crores) is the top item of expenditure for BSP during FY 2012-13.
- SP spent Rs 4.10 crores (34.5%) on advertisement, while AIFB spent 5.71 lakhs (31.97%) of its total expenditure on travel and conveyance.

Party	Total Expenditure (Rs in Lakhs)	Financial Year 2012-2013		
		Top 3 Items of Expenditure	Amount (Rs in Lakhs)	% of Expenditure
INC	31,416.64	Administrative and General Expenses	20,699.24	65.89%
		Election Expenditure	8,995.50	28.63%
		Employee Cost	1,063.32	3.38%
		Others	658.58	2.10%
BJP	22,338.13	Advertisement & Publicity	13,186.94	59.03%
		Travelling	3,662.08	16.39%
		Meeting Expenses	1,008.00	4.51%
		Others	4,481.11	20.06%
BSP	867.28	Tours and Travels (Elections)	175.54	20.24%
		Organisational Expenses	171.18	19.74%
		Building Repair & Maint	107.90	12.44%

Party	Total Expenditure (Rs in Lakhs)	Financial Year 2012-2013		
		Top 3 Items of Expenditure	Amount (Rs in Lakhs)	% of Expenditure
		Others	412.66	47.58%
NCP	2,762.56	Publicity & Advertisement	844.83	30.58%
		Rashtrawadi Welfare Expenses	484	17.52%
		Meeting Expenses	300.74	10.89%
		Others	1,132.99	41.01%
CPI	93.86	Salaries & Allowances	33.93	36.15%
		Election & publicity	13.58	14.47%
		Travelling & conveyance	11.37	12.11%
		Others	34.87	37.15%
CPM	7,392.03	Salaries & Allowances	1,858.46	25.14%
		Relief & Donation	1,278.31	17.29%
		Meeting & Conference	729.30	9.87%
		Others	3,525.96	47.70%
SP	1,189.12	Advertisement	410.21	34.50%
		Travelling & conveyance	191.53	16.11%
		Printing & Stationary	171.54	14.43%
		Others	415.84	34.97%
AIFB	17.86	Travelling & Conveyance	5.71	31.97%
		Remuneration / Honorium	2.42	13.55%
		Election Expenses Of State	1.50	8.40%
		Others	8.23	46.08%
JDS	33.91	Staff Salary & Establishment	7.71	22.74%
		Meeting Expenses	6.96	20.52%
		Repairs & Maintenance	5.50	16.22%
		Others	13.74	40.52%

Table: Top items of expenditure for political parties during FY 2012-13

Analysis of Voluntary Contributions Received by Political Parties

Political parties rely heavily on donations for contesting elections and running their daily affairs. They receive huge sums of money in the form of donations and contributions from corporate, trusts and individuals. Section 29C of the Representation of People Act, 1951 states that political parties submit details of contribution received in excess of Rs 20,000 from any person or a company to the ECI annually.

Named contributions seem to be very small i.e. single contributions above Rs. 20,000 seem to be very few in numbers for all the parties when compared with the total income of the party as declared in their IT Returns. While only 2.75% of total income of INC came from donations above Rs 20,000, BJP declared 25.66% of its total income from known sources of funding. While BSP and JDS declared that the parties received no donation above Rs 20,000, AIFB has not submitted its donations statement to the ECI.

Party	Total Income (from IT Returns)	Total Voluntary Contributions	Named contributions above Rs 20,000 (known sources)	% share of funds from known sources in total income
INC	Rs 425.69 crores	Rs 69.9 crores	Rs 11.72 crores	2.75%
BJP	Rs 324.16 crores	Rs 271.53 crores	Rs 83.19 crores	25.66%
NCP	Rs 26.56 crores	Rs 0.053 crores	Rs 0.05 crores	0.19%
CPM	Rs 126.09 crores	Rs 72 crores	Rs 3.81 crores	3.02%
CPI	Rs 1.07 crores	Rs 0.12 crores	Rs 0.369 crores	34.49%
SP	Rs 146.09 crores	Rs 121.42 crores	Rs 2.24 crores	1.53%
Total	Rs 1,049.67 crores	Rs 535.03 crores	Rs 101.38 crores	9.66%

Total number of named donors who contributed to political parties from Madhya Pradesh

The number of named donors to political parties from Madhya Pradesh (i.e. contributors who made donations above Rs. 20,000 which is to be mandatorily declared by political parties in their donations report) is remarkably low (only 9.66% of total income of the political parties).

(If a donor has made multiple contributions during FY 2012-13, each contribution has been individually counted. Hence, if a donor has donated twice, the number of contributors would be counted as 2).

Donations to Political Parties from Madhya Pradesh during FY-2012-13		
Political Party	Number of donors from Madhya Pradesh	Donations from Madhya Pradesh
BJP	31	29,17,112
CPI	1	30,540
INC	0	0
NCP	0	0
CPM	0	0
SP	0	0
SHS	0	0
IUML	0	0
JDS	0	0
Total Donations (Rs)		29,47,652

Table: Number of donors from Madhya Pradesh contributing to political parties during FY 2012-13

Sector-wise donations to political parties from Madhya Pradesh (FY 2012-13)

- The only two parties which received donations from Madhya Pradesh are BJP and CPI.
- Individual donations form the bulk of donations received by political parties from Madhya Pradesh. **96%** (Rs 27.92 lakhs) of BJP's donations from Madhya Pradesh are from individual donations. 100% of CPI's donations (Rs. 0.3 lakhs) are from individual donations.

Political Parties	Corporate/Business sectors	Individual donations	Total Donation from Madhya Pradesh (Rs)
BJP	125,000	2,792,112	2,917,112
CPI	0	30,540	30,540
Total Donations (Rs)	125,000	2,822,652	2,947,652

Table: Sector-wise donations received by political parties from donors in Madhya Pradesh during FY 2012-13

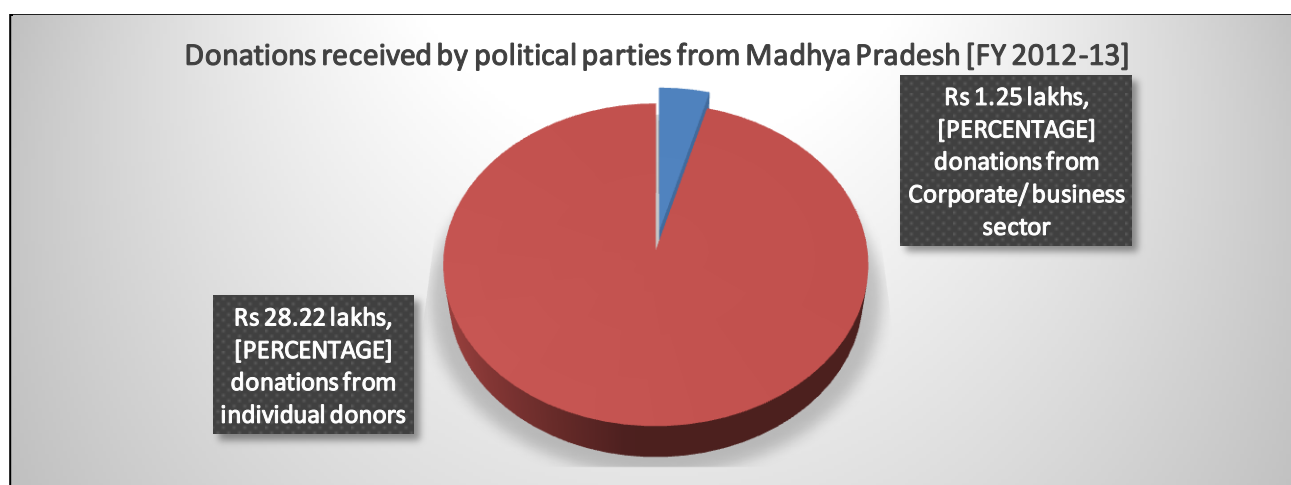


Chart: Sector-wise donations received by parties from donors in Madhya Pradesh [FY 2012-13]

Party-wise donations without declaration of PAN details

- A total of **9 out of 32 donors (28%)** from Madhya Pradesh donating Rs 8.30 lakhs to political parties have **not revealed their PAN details**.
- 8 of these donors donated Rs 8 lakhs to the BJP, while one donor donated Rs 0.3 lakhs to the CPI.

Donors without PAN details		
Party	Number of donors	Donations (Rs)
BJP	8	800,000
CPI	1	30,540

BJP- Donors without PAN details (FY-2012-2013)					
S. No.	Name	Complete Address of the Contributing Person/Company	PAN	Amount of Contribution (in Rs.)	Mode of Contribution (Cheque /Demand Draft /Cash)
1	Bhaiya Sahab Lodhi	Pichor Shivpuri MP	Not Given	1,00,000	048151, Bhartiya State Bank
2	Girraj Yadav	Kalua Road, Ashok Nagar	Not Given	1,00,000	000224, ICICI Bank
3	Lakshman Tiwari	Swarnbhawan Reeva MP	Not Given	1,00,000	233007, Canara Bank

BJP- Donors without PAN details (FY-2012-2013)					
S. No.	Name	Complete Address of the Contributing Person/Company	PAN	Amount of Contribution (in Rs.)	Mode of Contribution (Cheque /Demand Draft /Cash)
4	Narendra Singh Tomar	Arya Nagar Murar Gwalior	Not Given	1,00,000	933054, Bhartiya State Bank
5	Prakash Tiwari	Bhopal	Not Given	1,00,000	627106, Punjab National Bank
6	Rachna Srivastav	Gupteshwar Jabalpur	Not Given	1,00,000	783728, Punjab National Bank
7	Uday Singh	Bhopal	Not Given	1,00,000	627105, Punjab National Bank
8	Vishnu Khatri	5/5 Ialghati, Bhopal	Not Given	1,00,000	030201, Central Bank
Total donations (Rs)				Rs 8,00,000	

CPI- Donors without PAN details (FY-2012-2013)					
S.No.	Name	Complete Address of the Contributing Person/Company	PAN	Amount of Contribution (in Rs.)	Mode of Contribution (Cheque /Demand Draft /Cash)
1	Com. Mahendra Bajpai Secretary-Membership	M.P.State Council Communist Party Of India Shakir Sadan Patel Nagar Labour colony Near Bharat Talkies Bhopal 462001	Not Given	30,540	D/D
Total donations (Rs)				Rs 30,540	

Donations to political parties from Madhya Pradesh

Bharatiya Janata Party

S. No.	Name	Complete address of the contributing person/company	Amount of contribution (In Rs)	Mode of Contribution (Cheque/DD/Cash)
1	Bhushan Lal Jangde	Behind Pahuna Shanti Nagar Rajpur (CG)	150,000	546648, State Bank of India
2	Sushri Uma Bharti	B-6, Shymala Hills, Bhopal M.P.	100,101	641425, SBI Bhopal
3	Pramod Kedia	Main Road Baloda Bazar Rajpur	100,011	015328, HDFC Bank Ltd
4	Ajay Verma	Chander Shekhar Bard Baitool	100,000	068096, Central Bank
5	Ajay Yadav	Nootan Bihar, Teekamgarh	100,000	066031, Bhartiya State Bank
6	Bhaiya Sahab Lodhi	Pichor Shivpuri MP	100,000	048151, Bhartiya State Bank
7	Champalal Devda	Imleepura Road Bagli Dewas	100,000	274128, State Bank of Indore
8	Dharamlal Koshik	Shankar Nagar Rajpur	100,000	357278, State Bank of India
9	Gautam Tentwal	22 Kalla Ka. Rajgarh	100,000	212227, Bhartiya State Bank
10	Girraj Yadav	Kalua Road, Ashok Nagar	100,000	000224, ICICI Bank

S. No.	Name	Complete address of the contributing person/company	Amount of contribution (In Rs)	Mode of Contribution (Cheque/DD/Cash)
11	Gopal Bhargav	Swamidayanand Nagar, Bhopal	100,000	710179, Bhartiya State Bank
12	Ishaan Pahuja	12A, Kantikriplani Nagar, Indore	100,000	010337, HDFC Bank Ltd.
13	Lakshman Tiwari	Swarnbhawan Reeva MP	100,000	233007, Canara Bank
14	Narendra Singh Tomar	Arya Nagar Murar Gwalior	100,000	933054, Bhartiya State Bank
15	Naresh Faate	Dwarka Nagar Badora Baitool	100,000	152239, Punjab National Bank
16	Nitin Khandelwal	Parasiya Road, Chidwara	100,000	034512, Bhartiya State Bank
17	Pannabai Prajapati	Dwarika Nagar, Reeva	100,000	42009182, Union Bank of India
18	Prabhakar Colonyieser Developers	M P Nagar, Bhopal	100,000	852609, ING Vishv Bank
19	Prakash Tiwari	Bhopal	100,000	627106, Punjab National Bank
20	Rachna Srivastav	Gupteshwar Jabalpur	100,000	783728, Punjab National Bank
21	Rajesh Banshal	808, Shastri Nagar, Aarcha Teekam	100,000	099705, ING Vishv Bank
22	Ramlallu Vaishya Madholi	Sigroli MP	100,000	9004785, Union Bank of India
23	Sanjay Shah Teemrni	Jila Harda MP	100,000	374907, Bhartiya State Bank
24	Sanjay Tiwari	Main Road Baloda Bazar Rajpur	100,000	131787, Jila Shakari Bank
25	Surendra Patwa	34, Gulmarg Colony, Bhopal	100,000	888430, Bhartiya State Bank
26	Sushma Jain	435, Gullad Chowk Gada Jabalpur	100,000	529199, Bhartiya State Bank
27	Uday Singh	Bhopal	100,000	627105, Punjab National Bank
28	Vishnu Khatri	5/5 Ialghati, Bhopal	100,000	030201, Central Bank
29	Shri Ram Dream Hones Pvt Ltd	Main Road Baloda Bazar Rajpur	25,000	029773, State Bank of India
30	ML Patoria	Ward 8 Pathria Damoh	21,000	273364, Bhartiya State Bank
31	Sushil Agarwal	Main Road Baloda Bazar Rajpur	21,000	015632, State Bank of India
Total Donations (Rs)			Rs 29,17,112	

Table: Donations to BJP from Madhya Pradesh

Communist Party of India

S.No.	Name	Complete Address of the Contributing Person/Company	Amount of Contribution (In Rs.)	Mode of Contribution (Cheque /DD/Cash)
1	Com. Mahendra Bajpai Secretary- Membership	M.P.State Council Communist Party Of India Shakir Sadan Patel Nagar Labour colony Near Bharat Talkies Bhopal 462001	30,540	D/D

Table: Donations to CPI from Madhya Pradesh

Conclusion

To ensure that there is **financial transparency and accountability** on the part of the political parties, there must be a strict mechanism for reporting financial information. The **procedures and reporting framework** must be **standardized** to ensure that a true picture of the financial position of political parties is revealed to the general public. **Institute of Chartered Accounts of India (ICAI)** has put forward a set of recommendations on the request of the Election Commission of India (ECI). These recommendations relate to a standardized and **comprehensive reporting framework of financial statements of political parties**. ADR feels that there is a dire need for these recommendations to be implemented at the earliest.

Disclaimer

Source for the data used in the report are the Contribution Statements submitted by the political parties to the Election Commission of India. These can be accessed from http://eci.nic.in/eci_main1/PolPar/ContributionReports.aspx and their IT Returns which can be accessed from myneta.info/party.

While all effort has been made to ensure that the information is in keeping with what is mentioned in the statements submitted by the political parties, in case of discrepancy between information in this report and that given in their statements, the information reported by the political parties should be treated as correct. Association for Democratic Reforms, National Election Watch and their volunteers are not responsible or liable for any damage arising directly or indirectly from the publication of this report.

Contact Details

Madhya Pradesh State Coordinator Ms Rolly Shivhare +91 94254 66461 rollyshivhare@gmail.com	Media and Journalist Helpline +91 80103 94248 Email: adr@adrindia.org	Maj. Gen (Retd.) Anil Verma Head National Election Watch, and Association for Democratic Reforms +91 11 4165 4200 +91 88264 79910 anilverma@adrindia.org	Prof Jagdeep Chhokar IIM Ahmedabad Founder Member National Election Watch, Association for Democratic Reforms +91 99996 20944 jchhokar@gmail.com	Prof Trilochan Sastry IIM Bangalore Founder Member, National Election Watch, Association for Democratic Reforms +91 94483 53285 trilochans@iimb.ernet.in
---	--	---	--	---