

Date: 24-12-2014

ANALYSIS OF DONATIONS RECEIVED BY NATIONAL PARTIES – FY 2013-14

A Report by
National Election Watch
&
Association for Democratic Reforms

Association for Democratic Reforms
T-95A, I floor, C.L. House, Gautam Nagar
New Delhi – 110 049
Email: adr@adrindia.org; Phone: 011-4165 4200

Table of Contents

| | |
|--|----|
| Analysis of Donations Received by National Parties – FY 2013-14..... | 3 |
| Executive Summary..... | 3 |
| Detailed Report | 7 |
| I. Submission of contribution reports by the National Parties to the ECI | 7 |
| II. Number of donors contributing above Rs 20,000 to National Parties from all over India (FY 2013-14) | 7 |
| III. Comparison of donations received by National Parties between FY 2012-13 and FY 2013-14..... | 8 |
| IV. Top 3 donors to National Parties | 9 |
| V. Donors from Corporates/ business sectors Vs. Individual donors | 10 |
| VI. Multiple donations by top donors | 11 |
| VII. Donations by party members for FY 2013-14..... | 11 |
| VIII. State-wise donations to National Parties | 12 |
| IX. Cash donations to National Parties | 13 |
| X. Incomplete disclosure of information in the donations report..... | 13 |
| Recommendations of ADR | 14 |
| Contacts | 14 |
| Disclaimer..... | 14 |
| Annexure..... | 15 |
| Indian National Congress (INC) – Details of Top 15 donations to the party | 15 |
| Nationalist Congress Party (NCP) – Details of all donations above Rs 20,000 to the party | 16 |
| Communist Party of India (CPI) – Details of Top 15 donations to the party | 17 |
| Communist Party of India - Marxist (CPI-M) – Details of Top 15 donations to the party | 19 |

Analysis of Donations Received by National Parties – FY 2013-14

This report, prepared by **Association for Democratic Reforms (ADR)** and **National Election Watch (NEW)**, focuses on donations received by the National Political Parties, above Rs 20,000, during the Financial Year 2013-14, as submitted by the parties to the Election Commission of India (ECI). The National Parties include Indian National Congress (**INC**), Bharatiya Janata Party (**BJP**), Bahujan Samaj Party (**BSP**), Nationalist Congress Party (**NCP**), Communist Party of India (**CPI**) and Communist Party of India (Marxist) (**CPM**).

Executive Summary

The **executive summary** below lists the key observations drawn from the report:

- I. **Submission of contribution report by the National Parties to the ECI:**
 - a. Political parties are required to submit their contributions report to the ECI **before the due date for furnishing a return of their income for FY 2013-14** which was 31st October, 2014.
 - b. **Bharatiya Janata Party (BJP) is the only National Party which is yet to submit its donations report to the ECI.**
 - c. ECI received the donations report of BSP on 13th Sept,'14, of NCP on 17th Sept,'14, of CPI on 23rd Sept,'14 and of CPM and INC on 30th Sept,'14.

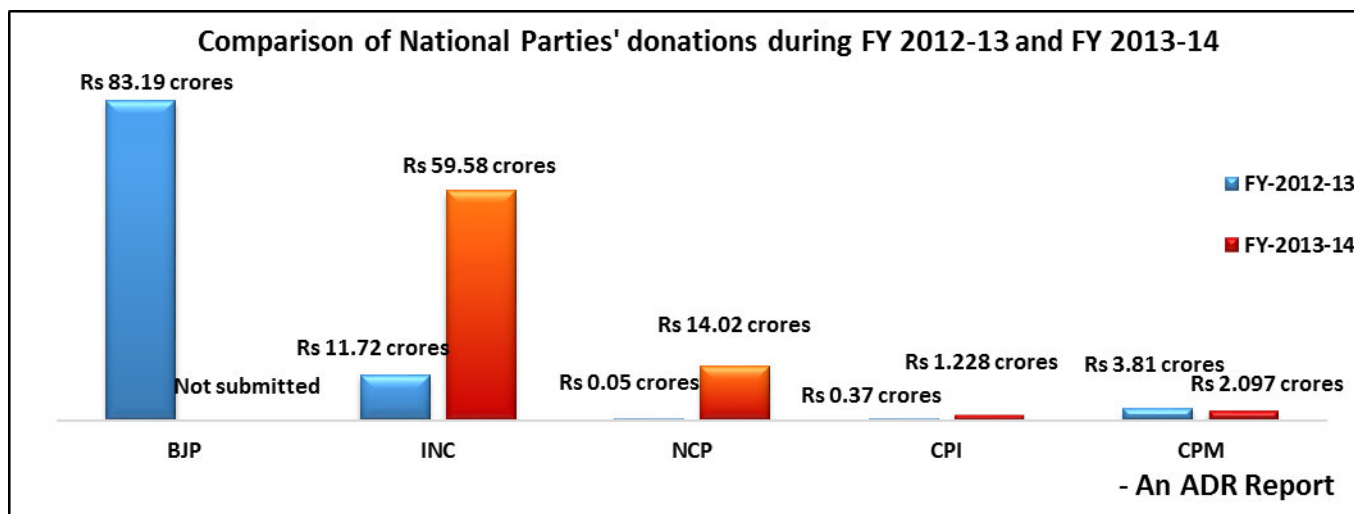
- II. **Number of donors contributing above Rs 20,000 to National Parties from all over India (FY 2013-14)**
 - a. The total amount of donations above Rs 20,000 received by National Political Parties during FY 2013-14 is calculated from the donations report submitted to the Election Commission annually.
 - b. The total amount of donations above Rs 20,000 declared by the National Parties was **Rs. 76.93 crores**, from **881 donations**.
 - c. **On an average**, INC received **Rs 11.70 lakhs per unique donor***, NCP: **Rs 1 crore**, CPI: **Rs 3.23 lakhs** and CPM: **Rs 4.03 lakhs per unique donor**.
 - d. **BSP declared that the party did not receive any donations above Rs 20,000** during FY 2013-14, as it has declared in the past.

| Party | Total number of donations | Total number of unique donors (a) | Total amount contributed (b) | Average amount of donation per unique donor (b/a) |
|--------------|---------------------------|-----------------------------------|---------------------------------------|---|
| INC | 743 | 509 | Rs 59,58,37,728 (~Rs 59.58 crores) | Rs 11,70,605 (~ Rs 11.70 lakhs) |
| NCP | 15 | 14 | Rs 14,02,00,000 (~Rs 14.02 crores) | Rs 1,00,14,286 (~ Rs 1 crore) |
| CPI | 53 | 38 | Rs 1,22,81,544 (~Rs 1.22 crores) | Rs 3,23,199 (~ Rs 3.23 lakhs) |
| CPM | 70 | 52 | Rs 2,09,74,666 (~Rs 2.09 crores) | Rs 4,03,359 (~ Rs 4.03 lakhs) |
| Total | 881 | 613 | Rs 76.93 crores | Rs 12.54 lakhs |

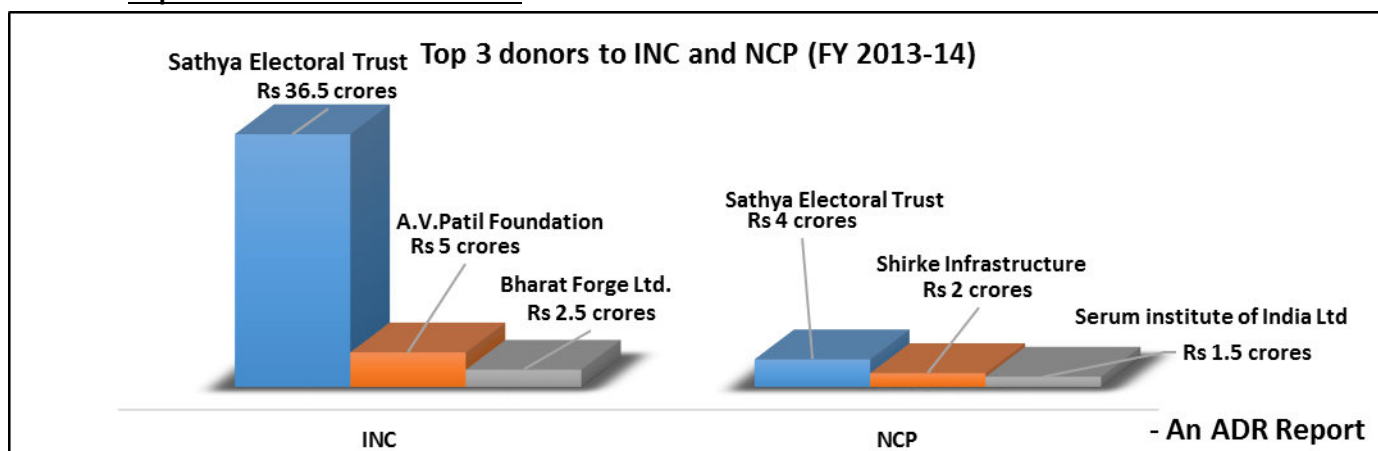
*Unique donor: A donor who might or might not have made multiple donations during FY 2013-14

III. **Comparison of donations received by National Parties during FY 2012-13 and FY 2013-14**

- a. The total donations of **INC, NCP and CPI** during FY 2013-14 increased by **Rs 62.69 crores**, an increase of **517%**, from the previous financial year, 2012-13.
- b. Donations to **INC** increased from **Rs 11.72 crores** during **FY 2012-13** to **Rs 59.58 crores** during **FY 2013-14 (408% increase)**.
- c. Donations to CPM reduced from **Rs 3.81 crores** during **FY 2012-13** to **Rs 2.097 crores** during **FY 2013-14 (45% decrease)**.
- d. In **FY 2012-13**, donations declared by **BJP** was more than the aggregate declared by the **INC, NCP, CPI and CPM** during **FY 2013-14**. **BJP** had declared a total of **Rs 83.19 crores** received above Rs 20,000 during **FY 2012-13**.



IV. **Top 3 donors to National Parties**

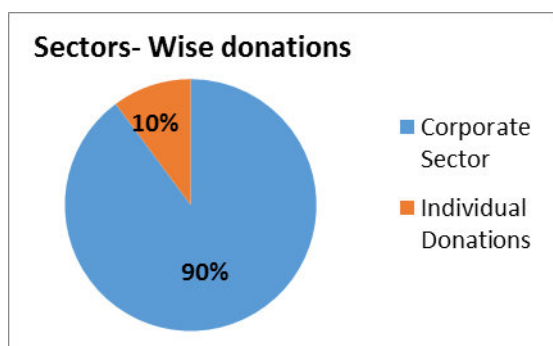


- a. **Bharti Group's Satya Electoral Trust** donated the maximum amount of **Rs 36.5 crores** to **INC** followed by **A.V. Patil Foundation** which donated **Rs 5 crores** and **Bharat Forge Ltd.** which donated **Rs 2.50 crores**. It is to be noted that **none of the above 3 donors** donated to **INC** during **FY 2012-13**.

- b. The top 3 donors to NCP were **Satya Electoral Trust (Rs 4 crores)**, followed by **Shirke Infrastructure (Rs 2 crores)** and **Serum Institute of India Ltd. (Rs 1.50 crores)**. It is to be noted that **none of the above 3 donors** donated to NCP during FY 2012-13.
- c. Donations to CPI were by means of collection, levy and membership fees. Maximum amount was from **Gurudas Dasgupta (Rs 25 lakhs)** followed by **Andhra Pradesh State Council, CPI (Rs 14.96 lakhs)** and **Kerala State Council, CPI (Rs 11.53 lakhs)**.

V. **Donors from Corporates/ business sectors Vs. Individual donors**

- a. **35 donations from corporate/business sectors** amounting to **Rs 55.02 crores** were made to INC while **708 individual donors** donated **Rs 4.56 crores**.
- b. **13 donations from corporate/ business sectors** aggregating to **Rs 14 crores** were made to NCP while **2 individual donors** donated **Rs 2 lakhs**.
- c. While **4 donations to CPI** were made from **Unions and a Memorial Trust** which aggregated to **Rs 2.75 lakhs**, **CPM** received a total of **Rs 5 lakhs** from **4 corporate/ business houses** during FY 2013-14.



| Party | Total Donation (Rs-in Crores) (A) | Donation From Corporate/ business houses (Rs- in crores) (B) | % of Share (B/A*100) |
|--------------|-----------------------------------|--|----------------------|
| INC | 59.58 | 55.02 | 92.35% |
| NCP | 14.02 | 14.00 | 99.86% |
| CPI | 1.228 | 0.027 | 2.20% |
| CPM | 2.097 | 0.05 | 2.38% |
| Total | Rs 76.93 crores | Rs 69.10 crores | 89.82% |

VI. **Multiple donations by top donors**

- a. **26% of the total donors donating above Rs 20,000 donated more than once.**
- b. **Satya Electoral Trust** donated **5 times** to INC, amounting to a total of **Rs 36.50 crores** followed by **Bharat Forge Ltd.** which donated **twice** amounting to **Rs 2.5 crores** and **Shri Hothur Shadab Wahab**, MD of Wahab Group, donated **twice** amounting to **Rs 1.5 crores**.
- c. **Serum Institute of India Ltd.** donated **twice** to NCP, amounting to a total of **Rs 1.50 crores**.
- d. **Shri Narain Ram** donated **six times** to CPM, amounting to a total of **Rs 3 lakhs** followed by **Shri Hannan Mollah** who donated **12 times**, amounting to **Rs 2.40 lakhs**.

VII. **Donations by party members for FY 2013-14**

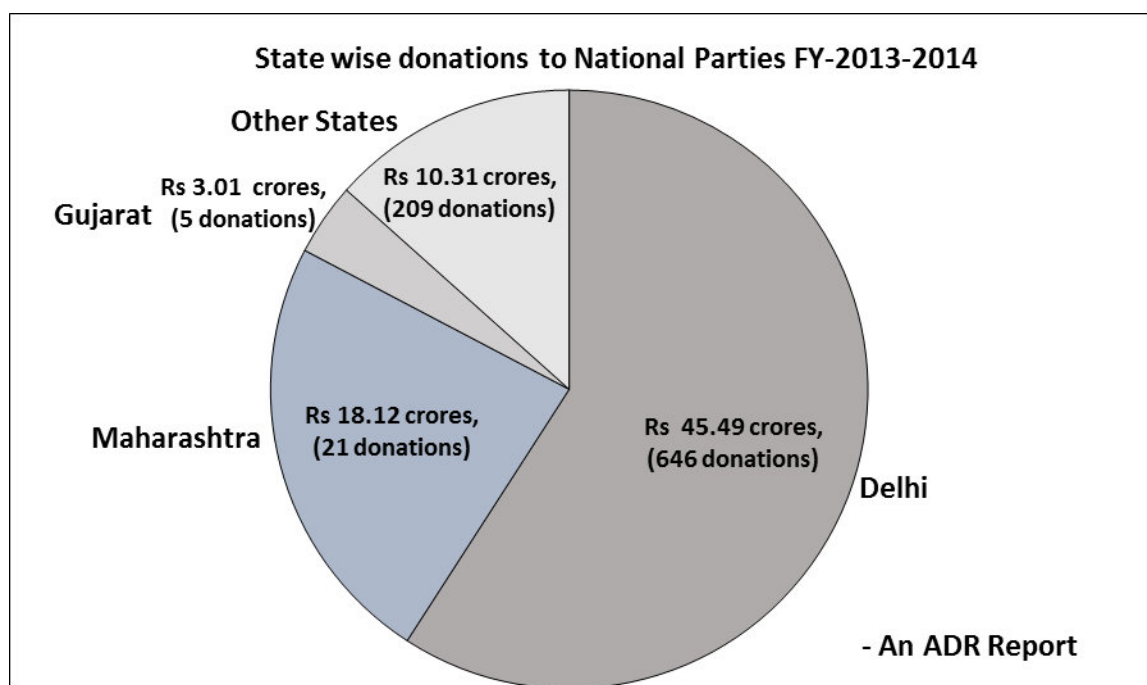
- a. A total of **Rs 3.81 crores** was donated by known party members of INC. Top donation was made by **Shri Hassen Lyngdoh (Rs 66.37 lakhs)** followed by **Shri Mukul Sangma (Rs 10 lakhs)** and **Shri W.H.Pala (Rs 7.02 lakhs)**.
- b. A total of **Rs 1.82 crores** was donated by known party members of CPM. Top 3 donations of **Rs 9.60 lakhs** each was made by **Shri Jarna Das** followed by **Shri K N Balagopal** and **Shri P Rajeev**.

- c. There were **no donations above Rs 20,000 from known party members** of NCP whereas **CPI members** declared **donations collected via contributions and levy**.

| Party | Donations from individuals | Donations from Party Members | % share of donations from party members |
|-------|----------------------------|------------------------------|---|
| INC | Rs 4.56 crores | Rs 3.81 crores | 84% |
| CPM | Rs 2.047 crores | Rs 1.82 crores | 89% |

VIII. **State-wise donations to National Parties**

- a. A total of **Rs 45.49 crores** was donated to the National Parties from **Delhi** by both corporates and individuals together followed by **Rs 18.12 crores** from **Maharashtra** and **Rs 3.01 crores** from **Gujarat**.
- b. Of the donations received, **INC** received maximum donations from **Delhi (Rs 39.05 crores)**, as did **CPI (Rs 54.6 lakhs)** and **CPM (Rs 1.88 crores)** while NCP received maximum donations from **Maharashtra (Rs 8.02 crores)**.



IX. **Cash donations to National Parties**

- a. A total of **Rs 2.38 crores in cash (3.09% of total donations above Rs 20,000)** was received by the National Parties during FY 2013-14.
- b. Total cash donations received by INC was **Rs 1.578 crores**. **Top 3 donations to INC by cash** were made by **Shri Hassen Lyngdoh (Rs 66.37 lakhs)** followed by **Shri Mukul Sangma (Rs 10 lakhs)** and **Shri Nicholas Wahlang (Rs 9 lakhs)**. NCP received **no cash donations**.
- c. **Top 3 cash donors to CPI**, as part of 'Collections' were: **Shri Gurudas Dasgupta (Rs 25 lakhs)**, **Shri A B Bardhan (Rs 6.26 lakhs)** and **Shri Sudhakar Reddy (Rs 5 lakhs)**. Top 3 donations in cash to **CPM** were made by **Shri Sindhu Santhosh (Rs 2.97 lakhs)**, **Shri Haripada Das (Rs 1.75 lakhs)** and **Shri Tapti Chakraborty (Rs 1.56 lakhs)**.

X. **Incomplete disclosure of information in the donations report**

- a. **INC has not followed the format** prescribed by the ECI in declaring its donations details. The **column for declaring PAN details of donors is not provided in the contributions reports**. Without the PAN details, it would be **difficult to link the donors against their donations and hence trace the money trail**.
- b. A total of **Rs 2.88 lakhs** was declared by INC as an **outstanding** amount thereby **not declaring the mode of payment of these funds**.
- c. A total of **Rs 17.40 lakhs** was declared by the National Parties **without disclosing mode of payment of these donations**.
- d. A total of **Rs 6.66 crores** was declared by INC, CPI and CPM as amounts received **by cheque/DD without disclosing corresponding cheque/DD numbers, name of the bank/ branch on which the cheque was drawn**, etc. which would aid in tracking the donations. These incomplete details account for **9% of the total donations** received in cheque/DD/ fund transfer.

Detailed Report

Political parties rely heavily on donations for contesting elections and running their daily affairs. They receive huge sums of money in the form of donations/ contributions from corporates or business houses, trusts and individuals. Section 29C of the Representation of People Act, 1951 mandates that political parties submit their contribution details in excess of Rs 20,000 received from any person or a company to the ECI annually, in order to enjoy 100% tax exemption.

I. **Submission of contribution reports by the National Parties to the ECI**

- a. The Representation of the People Act, 1951 states that *"...the report for the financial year under sub-section (1) shall be submitted by the treasurer of a political party or any other person authorised by the political party in this behalf before the due date for furnishing a return of its income of that financial year under Section 139 of the Income-tax Act, 1961 (43 of 1961), to the Election Commission."*

As the due date for submission of the parties' audited IT Returns was 31st Oct,'14, **BJP remains the only National Party to have defaulted on its submission of donations report by more than a month**. It is to be noted that **BJP had declared the maximum amount of Rs 83.19 crores from 2941 donations** during the Financial Year 2012-13.

- b. ECI received the donations report of BSP on 13th Sept,'14, of NCP on 17th Sept,'14, of CPI on 23rd Sept,'14 and of CPM and INC on 30th Sept,'14.

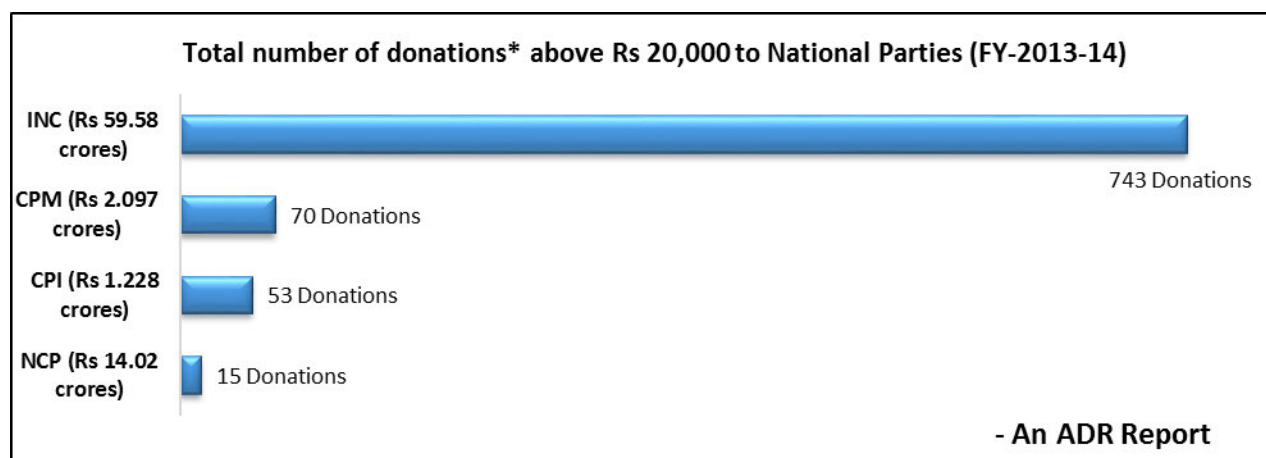
II. **Number of donors contributing above Rs 20,000 to National Parties from all over India (FY 2013-14)**

- a. The total amount of donations received above Rs 20,000 by National Political Parties during FY 2013-14 is calculated from the donations report submitted to the Election Commission annually.
- b. The total donations above Rs 20,000 declared by the National Parties as received during FY 2013-14 was **Rs. 76.93 crores**, from **881 donations**.

- c. The declared donations contain multiple contributions made by a single donor. Thus, **INC received a total of 743 donations from 509 unique donors** and **CPI received 53 donations from 38 unique donors**.
- d. **On an average, INC received Rs 11.70 lakhs per unique donor***, NCP: **Rs 1 crore**, CPI: **Rs 3.23 lakhs** and CPM: **Rs 4.03 lakhs per unique donor**.
- e. **BSP declared that the party received no donations above Rs 20,000** during FY 2013-14, as it had declared in the past.

| Party | Total number of donations | Total number of unique donors (a) | Total amount contributed (b) | Average amount of donation per unique donor (b/a) |
|--------------|---------------------------|-----------------------------------|---------------------------------------|---|
| INC | 743 | 509 | Rs 59,58,37,728 (~Rs 59.58 crores) | Rs 11,70,605 (~ Rs 11.70 lakhs) |
| NCP | 15 | 14 | Rs 14,02,00,000 (~Rs 14.02 crores) | Rs 1,00,14,286 (~ Rs 1 crore) |
| CPI | 53 | 38 | Rs 1,22,81,544 (~Rs 1.22 crores) | Rs 3,23,199 (~ Rs 3.23 lakhs) |
| CPM | 70 | 52 | Rs 2,09,74,666 (~Rs 2.09 crores) | Rs 4,03,359 (~ Rs 4.03 lakhs) |
| Total | 881 | 613 | Rs 76.93 crores | Rs 12.54 lakhs |

*Unique donor: A donor who might or might not have made multiple donations during FY 2013-14

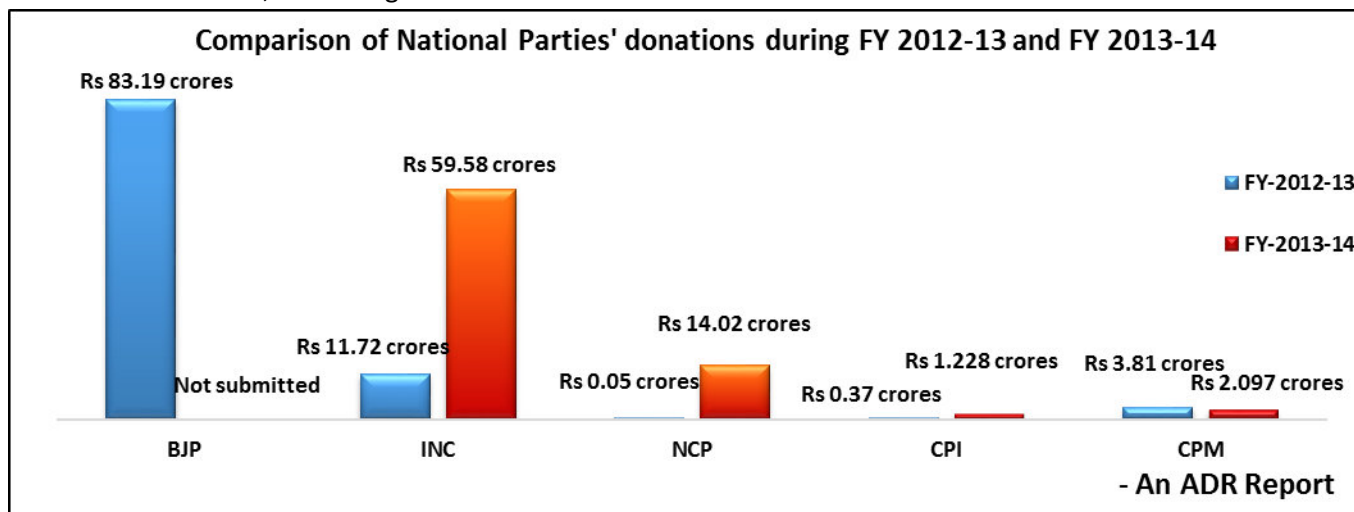


*Note: Figures indicate total number of donations made and include multiple donations made by a single donor

III. Comparison of donations received by National Parties between FY 2012-13 and FY 2013-14

- a. The total donations of **INC, NCP and CPI** during FY 2013-14 increased by **Rs 62.69 crores** from the **previous financial year**.
- b. The three National Parties showed an increase of **517%** in donations above **Rs 20,000**, from the previous financial year, 2012-13.
- c. Total donations declared by **INC, NCP and CPI** during **FY 2012-13** was **Rs 12.136 crores** while the total donations declared during FY 2013-14 was **Rs 74.83 crores**.
- d. Donations to CPM reduced from **Rs 3.81 crores** during **FY 2012-13** to **Rs 2.097 crores** during **FY 2013-14** a decrease of **45%** in total donations.

- e. Donations to INC increased from Rs 11.72 crores during FY 2012-13 to Rs 59.58 crores during FY 2013-14, an increase of 408% in total donations.
- f. Donations declared by BJP during FY 2012-13 was more than the aggregate declared by the INC, NCP, CPI and CPM during FY 2013-14. BJP had declared a total of Rs 83.19 crores received above Rs 20,000 during FY 2012-13.



IV. Top 3 donors to National Parties

- a. **Satya Electoral Trust** donated the maximum amount of **Rs 36.5 crores** to INC followed by **A.V.Patil Foundation** which donated **Rs 5 crores** and **Bharat Forge Ltd.** which donated **Rs 2.50 crores**. It is to be noted that **none of the above 3 donors** donated to INC during FY 2012-13.
- b. The top 3 donors to NCP were **Satya Electoral Trust (Rs 4 crores)**, followed by **Shirke Infrastructure (Rs 2 crores)** and **Serum Institute of India Ltd. (Rs 1.50 crores)**. It is to be noted that **none of the above 3 donors** donated to INC during FY 2012-13.
- c. Donations to CPI were by means of collection, levy and membership fees. Maximum amount was declared by **Shri Gurudas Dasgupta** (Rs 25 lakhs) followed by Andhra Pradesh State Council, CPI (Rs 14.96 lakhs) and **Kerala State Council, CPI** (Rs 11.53 lakhs).

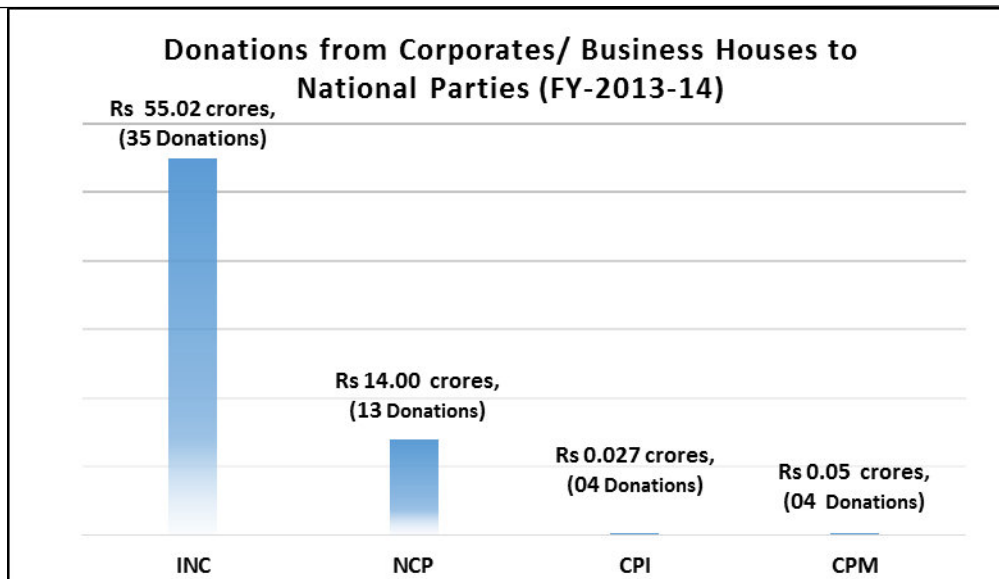
| Party | Name of the donor | Amount of Contribution (Rs.) | Total Contribution (Rs) |
|-------|------------------------------|------------------------------|-------------------------------------|
| INC | Satya Electoral Trust | 180,000,000 | 36,50,00,000 (~ Rs 36.50 crores) |
| | | 135,000,000 | |
| | | 20,000,000 | |
| | | 20,000,000 | |
| | | 10,000,000 | |
| INC | A.V.Patil Foundation | 5,00,00,000 | 5,00,00,000 (~ Rs 5 crores) |
| | | 50,000,000 | |
| INC | Bharat Forge Limited | 10,000,000 | 2,50,00,000 (~ Rs 2.50 crores) |
| | | 15,000,000 | |
| NCP | Satya Electoral Trust | 40,000,000 | 4,00,00,000 (~ Rs 4 crores) |
| | | 20,000,000 | |
| | | 10,000,000 | |
| NCP | Shirke Infrastructure | 2,00,00,000 | 2,00,00,000 (~ Rs 2 crores) |
| | | 10,000,000 | |
| NCP | Serum Institute of India Ltd | 10,000,000 | 1,50,00,000 |
| | | 10,000,000 | |

| Party | Name of the donor | Amount of Contribution (Rs.) | Total Contribution (Rs) |
|---------|---|------------------------------|-------------------------------|
| | | 5,000,000 | (~Rs 1.50 crores) |
| CPI | Gurudas Dasgupta Ex-M.P. & Secretary, CPI | 2,500,000 | 25,00,000 (~ Rs 25 lakhs) |
| | Andhra Pradesh State Council, CPI | 896,000 | 14,96,000 |
| | | 600,000 | (~ Rs 14.96 lakhs) |
| | Kerala State Council, CPI | 833,483 | 11,53,483 |
| 320,000 | | (~ Rs 11.53 lakhs) | |
| CPM | Jarna Das | 960,000 | 9,60,000 (~ Rs 9.60 lakhs) |
| | K N Balagopal | 960,000 | 9,60,000 (~ Rs 9.60 lakhs) |
| | P. Rajeev | 960,000 | 9,60,000 (~ Rs 9.60 lakhs) |

V. Donors from Corporates/ business sectors Vs. Individual donors

- Corporates/ business sectors have been segregated from individual donations by **ADR/NEW** as this segregation is not a part of the form submitted by the political parties to the ECI.
- 35 donations from corporate/business sectors** amounting to **Rs 55.02 crores** were made to INC while **708 individual donors** donated **Rs 4.56 crores**.
- Donations from corporates** formed **92.35%** of total donations declared by INC.
- 13 donations from corporate/ business sectors** aggregating to **Rs 14 crores** were made to NCP while **2 individual donors** donated **Rs 2 lakhs**.
- Donations from corporates** formed **99.86%** of total donations declared by NCP.
- While **4 donations to CPI** were made **from Unions and a Memorial Trust** which aggregated to **Rs 2.75 lakhs**, **CPM** received a total of **Rs 5 lakhs** from **4 corporate/ business houses** during FY 2013-14.

| Party | Total Donation (Rs-in Crores) (A) | Donation From Corporate/ business houses (Rs- in crores) (B) | % of Share (B/A*100) |
|--------------|-----------------------------------|--|----------------------|
| INC | 59.58 | 55.02 | 92.35% |
| NCP | 14.02 | 14.00 | 99.86% |
| CPI | 1.228 | 0.027 | 2.20% |
| CPM | 2.097 | 0.05 | 2.38% |
| Total | Rs 76.93 crores | Rs 69.10 crores | 89.82% |



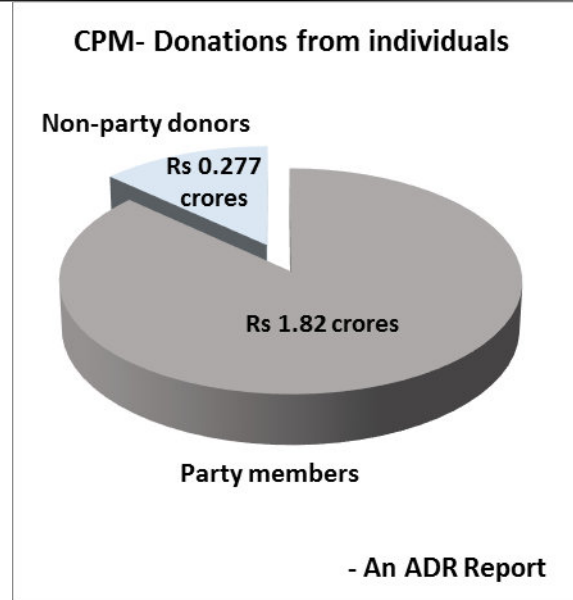
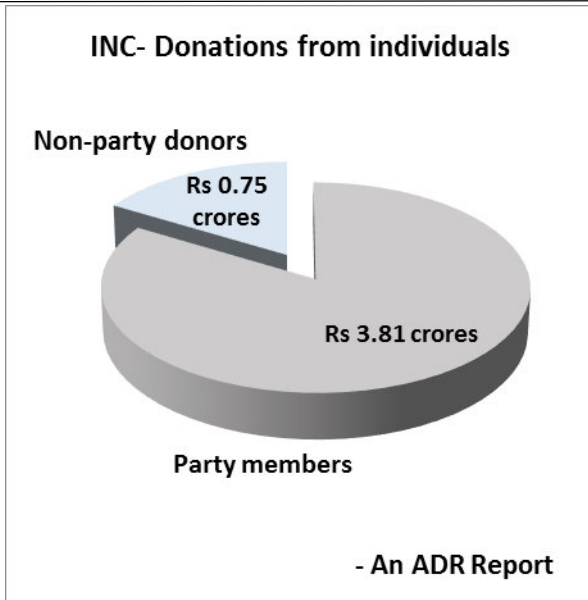
VI. Multiple donations by top donors

- Satya Electoral Trust** donated 5 times to INC, amounting to a total of Rs 36.50 crores followed by **Bharat Forge Ltd.** which donated twice amounting to **Rs 2.5 crores** and **Shri Hothur Shadab Wahab**, MD of Wahab Group, donated twice amounting to **Rs 1.5 crores**.
- Serum Institute of India Ltd.** donated twice to NCP, amounting to a total of **Rs 1.50 crores**.
- Shri Narain Ram** donated six times to CPM, amounting to a total of **Rs 3 lakhs** followed by **Shri Hannan Mollah** who donated 12 times, amounting to **Rs 2.40 lakhs**.

VII. Donations by party members for FY 2013-14

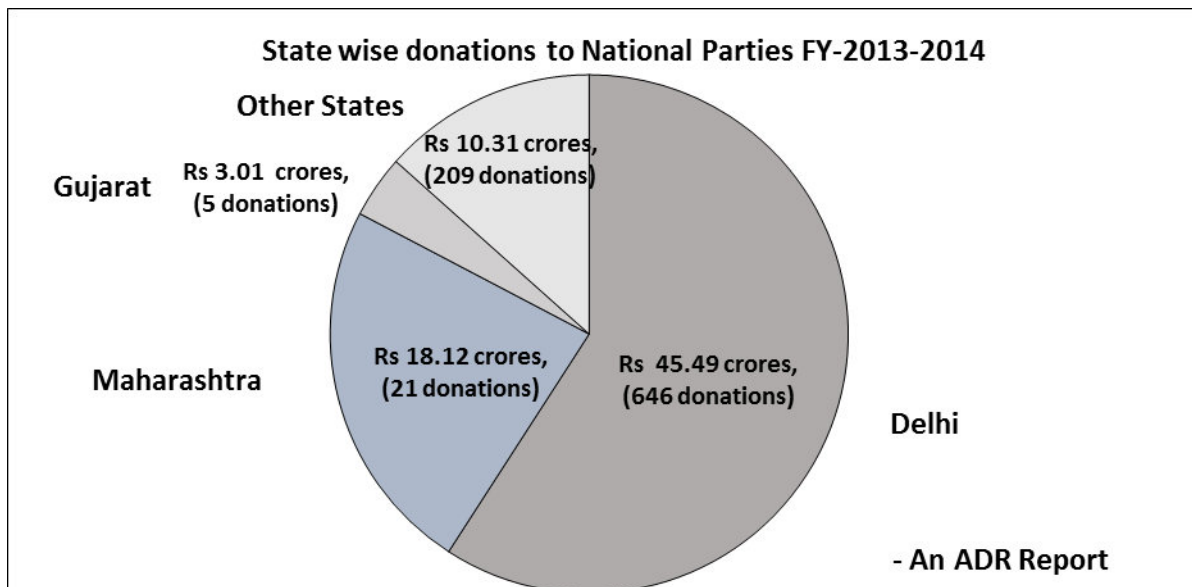
- A total of **Rs 3.81 crores** was donated by party members of **INC**. Top donation was made by **Shri Hassen Lyngdoh (Rs 66.37 lakhs)** followed by **Shri Mukul Sangma (Rs 10 lakhs)** and **Shri W.H.Pala (Rs 7.02 lakhs)**.
- A total of **Rs 1.82 crores** was donated by party members of **CPM**. Top 3 donations of **Rs 9.60 lakhs** each was made by **Shri Jarna Das** followed by **Shri K N Balagopal** and **Shri P Rajeev**.
- 84% of known sources of income of INC** is from donations made by **439 party members** while **89%** of known sources of income of CPM is from donations made by **36 party members**.
- There were **no donations above Rs 20,000** from party members of NCP whereas **CPI members** declared **donations collected via contributions and levy**.

| Party | Donations from individuals | Donations from Party Members | % share of donations from party members |
|-------|----------------------------|------------------------------|---|
| INC | Rs 4.56 crores | Rs 3.81 crores | 84% |
| CPM | Rs 2.047 crores | Rs 1.82 crores | 89% |



VIII. State-wise donations to National Parties

- Segregation of donations according to State** was made by **ADR/NEW** based on the **address** provided by the parties in their donations report to the ECI.
- Donations declared by the National Parties contained details of donations **received from 27 States/Union Territories**.
- A total of **Rs 45.49 crores** was donated to the National Parties from **Delhi** by both corporates and individuals together, followed by **Rs 18.12 crores** from **Maharashtra** and **Rs 3.01 crores** from **Gujarat**.
- Of the donations received, **INC** received maximum donations from **Delhi (Rs 39.05 crores)**, as did **CPI (Rs 54.6 lakhs)** and **CPM (Rs 1.88 crores)** while **NCP** received maximum donations from **Maharashtra (Rs 8.02 crores)**.
- Donations from Arunachal Pradesh, Mizoram, Uttarakhand, Puducherry, Dadar & Nagar Haveli Lakshadweep and Andaman & Nicobar Islands** were not declared in the donations report of the political parties.



IX. Cash donations to National Parties

- A total of **Rs 2.38 crores in cash (3.09% of total donations)** above Rs 20,000) was received by the National Parties during FY 2013-14. ECI notification dated 29th August, '14 stated that **"...no deduction shall be allowed on the contributions made in cash by any person or company to a political party"**. But **this notification will only be applicable for donations made from FY 2014-15 onwards.**
- INC** received a total of **Rs 1.578 crores by cash** whereas **NCP** received **no cash donations.**
- Top 3 donations to INC by cash** were made by **Shri Hassen Lyngdoh (Rs 66.37 lakhs)** followed by **Shri Mukul Sangma (Rs 10 lakhs)** and **Shri Nicholas Wahlang (Rs 9 lakhs).**
- Top 3 cash donors to CPI**, as part of 'Collections' were: **Shri Gurudas Dasgupta (Rs 25 lakhs)**, **Shri A B Bardhan (Rs 6.26 lakhs)** and **Shri Sudhakar Reddy (Rs 5 lakhs).** Top 3 donations in cash to **CPM** were made by **Shri Sindhu Santhosh (Rs 2.97 lakhs)**, **Shri Haripada Das (Rs 1.75 lakhs)** and **Shri Tapti Chakraborty (Rs 1.56 lakhs).**
- A total of Rs 74.34 crores was received by cheque/DD/RTGS/ Standing instructions/ as fund transfers (**96.65% of total donations** above Rs 20,000) by the National Parties.

X. Incomplete disclosure of information in the donations report

- INC has not followed the format** prescribed by the ECI in declaring its donations details. The **column for declaring PAN details of donors is not provided in the contributions reports.** Without the PAN details, it would be **difficult to link the donors against their donations and hence trace the money trail.**
- As **Rs 1.578 crores** was received by INC in cash, **without PAN details, verification of such funds would be difficult.**
- A total of **Rs 2.88 lakhs** was declared by INC as an **outstanding** amount thereby **not declaring the mode of payment of these funds.** These 'outstanding' funds **have been added** to the total donations received by the party, assuming that they have been collected.
- A total of **Rs 17.40 lakhs** was declared by the National Parties **without disclosing mode of payment of these donations.** Thus it would not be possible to easily trace the donations to an individual or a corporate.
- A total of Rs 6.66 crores was declared by INC, CPI and CPM as amounts received **by cheque/DD without disclosing corresponding cheque/DD numbers, name of the bank/ branch on which the cheque was drawn,** etc. which would aid in tracking the donations. These incomplete details account for **9% of the total donations** received in cheque/DD/ fund transfer.

| Party | Mode of Payment (Rs in crores) | | | | Total donations (Rs in crores) |
|-----------------------------|--------------------------------|--|------------------------|----------------------------|--------------------------------|
| | Cash | Cheque, Bank Transfer, DD, RTGS, NEFT & SI | Outstanding | Undeclared Mode of Payment | |
| INC | 1.578 | 57.827 | 0.029 | 0.149 | 59.58 |
| NCP | - | 14.02 | - | - | 14.02 |
| CPI | 0.692 | 0.534 | - | - | 1.228 |
| CPM | 0.111 | 1.96 | - | 0.025 | 2.097 |
| Total Donations (Rs) | Rs 2.38 crores | Rs 74.34 crores | Rs 0.029 crores | Rs 0.17 crores | Rs 76.93 crores |

Recommendations of ADR

- a. The Supreme Court gave a judgment on September 13, 2013 declaring that no part of a candidate's affidavit should be left blank. Similarly, **no part of the Form 24A submitted by political parties providing details of donations above Rs 20,000 should be blank.**
- b. There is **ambiguity in cash donations** declared by INC which amounted to **Rs 1.578 crores** in FY 2013-14. While CPI has declared that the party's donations by individuals were by means of collections/ levy/ memberships, **INC has not made any such remarks though it is part of the prescribed format of the Election Commission of India.** Thus, there is a need for clarity in large amounts of cash donations by individuals.
- c. Full details of all **donors should be made available for public scrutiny under the RTI.** Some countries where this is done include Bhutan, Nepal, Germany, France, Italy, Brazil, Bulgaria, the US and Japan. In none of these countries is it possible for 75% of the source of funds to be unknown, but at present it is so in India.
- d. **The National and regional political parties must provide all information on their finances under the Right to Information Act.** This will go a long way to strengthen political parties, elections and democracy. For more information, please refer to <http://adrindia.org/content/political-parties-unitedly-boycott-cic-hearing-non-compliance-political-parties-under-rti>

Contacts

Media and Journalist
Helpline

+91 80103 94248
Email: adr@adrindia.org

Maj Gen Anil Verma (Retd.)
Head

National Election Watch and
Association for Democratic
Reforms

+91 8826479910
anilverma@adrindia.org

Prof Jagdeep Chhokar
IIM Ahmedabad (Retd)
Founder Member National
Election Watch, Association for
Democratic
Reforms

+919999620944
jchhokar@gmail.com

Prof Trilochan Sastry
IIM Bangalore
Founder Member,
National Election Watch,
Association for Democratic Reforms

+919448353285,
trilochans@iimb.ernet.in

Disclaimer

The data analysed in this report is based on the Contribution Reports submitted by the parties to the Election Commission of India (ECI) for the FY 2013-14. The same can be accessed from http://eci.nic.in/eci_main1/PolPar/political_parties_Contribution_report_2014.aspx

For complete list of donor details of all the National Parties, kindly visit <http://myneta.info/party>.

For other research reports on political party funding, kindly visit <http://adrindia.org/research-and-report/political-party-watch>

Annexure

Indian National Congress (INC) – Details of Top 15 donations to the party*

| S.No | Name | Complete Address of the Contributing Person/Company | Total Contribution(Rs) | Amount of Contribution (Rs.) | Mode of Contribution (Cheque/Demand Draft/Cash) |
|------|------------------------------------|---|------------------------|------------------------------|--|
| 1 | Satya Elecloral Trust | G-15 Hans Bhawan, 1- Bahadurshah Zafar Marg, New Delhi-110002 | 365,000,000 | 180,000,000 | Ch.No.000114, Dated.26.03.2014, HDFC Bank G-3-4, Suryakiran Building 19-Kasturba Gandhi Marg |
| | | G-15 Hans Bhawan, 1- Bahadurshah Zafar Marg, New Delhi-110002 | | 135,000,000 | Ch.No. 000110 otd.24 .03.2014, HDFC Bank, G-3-4, Suryakiran Building |
| | | G-15 Hans Bhawan, 1- Bahadurshah Zafar Marg, New Delhi-110002 | | 20,000,000 | Ch.No.000117, Dated.27.03.2014, HDFC Bank G-3-4, Suryakiran Building 19-Kasturba Gandhi Marg |
| | | G-15, Hans Bhawan 1, Bahadur Shah Zafar Marg New Delhi-110002 | | 20,000,000 | Ch.No. 000003 |
| | | G-15 Hans Bhawan 1- Bahadurshah Zafar Marg New Delhi 110002 | | 10,000,000 | Ch.No. 000101, HDFC Bank New Delhi |
| 2 | A.V.Patil Foundation | Shop No 6, S.No 129+130, PT94, Anand Park Society, Aundh, Pune-411007 | 50,000,000 | 50,000,000 | Ch no 067102 Dtd 23-02-2014 Vijaya Bank, Kalayani Nagar, Pune, Maharashtra |
| 3 | Bharat Forge Limited | Mundhwa, Pune - 411 036 Maharashtra | 25,000,000 | 10,000,000 | Ch No 007229 Dtd.19.03.2014, HDFC Bank Ltd. 885, Bhandarkar Road, Opp. Sane Dairy, Pune.411 |
| | | Mundhwa, Pune 411 035 | | 15,000,000 | Cheque, HDFC Bank, Pune |
| 4 | Hothur Shadab Wahab | Wahab Group, "wahab Tower #185, 3d Floor, Infantry Road Cantonment Bellary-583104 , Karnataka | 15,000,000 | 10,000,000 | Ch No- 000427, Dated 24-03-2014, 19 Kasturba Gandhi Marg, Standard Chartered Bank, Serenity Ground Floor # 112 Koramangala Industrial Area 5th Block, Koramangala, Bangalore-560 095 |
| | | Wahab Group, "wahab Tower #185, 3d Floor, Infantry Road Cantonment Bellary-583104 , Karnataka | | 5,000,000 | Ch.No.000430 Dtd 29-03-2014, 19 Kasturba Gandhi Marg, Standard Chartered Bank, Serenity Ground Floor # 112 Koramangala Industrial Area 5th Block, Koramangala, Bangalore-560 095 |
| 5 | Birla Corporation Ltd | Birla Building 9/1, R.N. Mukherjee Road Kolkata 700001 | 10,000,000 | 10,000,000 | Ch.No. 000205, HDFC Culcutta |
| 6 | Infina Finance Pvt Ltd | 7th Floor, Dani Corporate Park, 158, CST Road Kalina Santacruz (E), Mumbai - 400098 | 10,000,000 | 10,000,000 | Ch No 610988 Dtd 02-12-2013, Kotak Mahindra bank Ltd, K G Marg New Delhi |
| 7 | Mahindra Life Space Developers Ltd | Mahindra Tower 5th Floor, Dr G.M.Bhosale Marg, Worli, Mumbai | 10,000,000 | 10,000,000 | Ch No 00140, Dtd 06-08-2013, HDFC Bank, Maneckji Wadia Bldg.,Gr.Manik Motwani Marg, Mumbai |

| S.No | Name | Complete Address of the Contributing Person/Company | Total Contribution(Rs) | Amount of Contribution (Rs.) | Mode of Contribution (Cheque/Demand Draft/Cash) |
|------|---|--|------------------------|------------------------------|--|
| 8 | National Engineering Industries Limited | Khati Pura Road Jaipur-302006, Rajasthan | 10,000,000 | 10,000,000 | Ch No 041782, Dtd 22-11-2013 IDBI Bank, Jaipur, Rajasthan |
| 9 | Torrent Pharmaceuticals Ltd | Torrent House, Off. Ashram Road, Ahmedabad-380 009 | 10,000,000 | 10,000,000 | Ch.No.033071 Dtd.15-03-2014, ICICI Bank JMC House, Opp. Parimal, Ahmedabad-380006 |
| 10 | Torrent Power Limited | Torrent House, Off. Ashram Road, Ahmedabad-380 009 | 10,000,000 | 10,000,000 | Ch No 706609 Date 15-03-2014, HDFC Bank, Gr Floor, Astral Tower, Nr Mithakali 6, Navrangpura, Ahmedabad.-380 |
| 11 | Hassen Lyngdoh | Near Step by Step School, Barik Shillong-793003 | 6,637,650 | 1,637,650 | Cash |
| | | Near Step by Step School, Barik Shillong-793003 | | 5,000,000 | Cash |
| 12 | Topcem Cement, Lohia | House Fancy Bazar, Guwahati- 781001 | 5,000,000 | 5,000,000 | Cheque, SBI, Commercial Bank Guwahati |
| 13 | Christy Friedgram Industry | A-2 & A-3, SIDCO Industrial Estate, Tiruchengodu 637 214, Tamil Nadu | 4,500,000 | 4,500,000 | Ch.No.325922 Dated.27.03.2014, Tamil Nadu Mercantile Bank Morepalayam- 637205 |
| 14 | Rossel India Ltd | Jindal Towers Block-B, 4th Floor 21/1A/3, Darga Road Kolkata 700017 | 4,000,000 | 4,000,000 | Ch.No. 000021 |
| 15 | Aditya Imaging Information Technologies | Gurukul CHS, 1st Floor, Ram Road Vile Parle (East) Mumbai- 400057 | 3,100,000 | 3,100,000 | Cheque |

Table: Details of top 15 donations above Rs 20,000 to INC during FY 2013-14

*Column for providing PAN details of donors was not declared by the party in its submission to the ECI

Nationalist Congress Party (NCP) – Details of all donations above Rs 20,000 to the party

| S.No | Name | Complete Address of the Contributing Person/Company | PAN (YES/NO) | Total Donations (Rs) | Amount of Contribution (Rs.) | Mode of Contribution Cheque/Demand Drafts/Cash |
|------|------------------------------|--|--------------|----------------------|------------------------------|--|
| 1 | Satya Electrol Trust | G-15, 1 Bahadurshah Zafar Marg, New Delhi-02 | YES | 40,000,000 | 40,000,000 | Ch No- 000105, HDFC Bank KG Marg, New Delhi |
| 2 | Shirke Infrastructure | 72-76, Mundhwa Industrial Estate, Pune-36 | YES | 20,000,000 | 20,000,000 | Ch No- 779388 Date 30-3-2014, Bank of Maharashtra |
| 3 | Serum Institute of India Ltd | Sarosh Bhavan, 16-B/1, Dr Ambedkar Road, Pune-1 | YES | 15,000,000 | 10,000,000 | Ch No 117199 Date 12-03-2014, Axis Bank Ltd. Pune-4 |
| | | Santosh Bhavan, 16-B/1, Dr Ambedkar Road, Pune-1 | YES | | 5,000,000 | Ch No 196509, Date 02-01-2014, Axis Bank Ltd, Pune |
| 4 | Bharat Forge Ltd. | Mundhwa, Pune- 411036 | YES | 12,500,000 | 12,500,000 | Ch No 7224 Date 12-03-2014, HDFC Bank Ltd. Bhandarkar Pune-4 |
| 5 | Cadila Health Care Ltd | Zydus Tower, State lite Cross Road, Ahmedabad-15 | YES | 10,000,000 | 10,000,000 | Ch No- 045596 Date 31-04-2014, ICICI Bank, Ahamedabad Branch |
| 6 | Infina Finance Pvt. Ltd | 7th Flr, Dani Corporate Park 158, C.S.T. Roadm Kalina Santacruz (E), Mumbai-98 | YES | 10,000,000 | 10,000,000 | Ch No 004329 Date 20-03-2014, Kotak Mahindra Bank, Mumbai-21 |

| S.No | Name | Complete Address of the Contributing Person/Company | PAN (YES/NO) | Total Donations (Rs) | Amount of Contribution (Rs.) | Mode of Contribution Cheque/Demand Drafts/Cash |
|------|---|--|--------------|----------------------|------------------------------|---|
| 7 | Poonawalla Investments & Industries Pvt Ltd | 9-11, Gidney Park, Pune-37 | YES | 10,000,000 | 10,000,000 | Ch No- 165990 Date 24-03-2014, Axis Bank Ltd. Pune-4 |
| 8 | ZyduS Wellness - Sikkim | Plot No- 26, 27, 28, 30 & 37 Mamring Block, Distt. Namacha, South Sikkim-73 | YES | 10,000,000 | 10,000,000 | Ch No- 170996, Date 31-03-2014, Bank Of Baroda Ahmadabad Branch |
| 9 | Allana Frigorifico Allana Ltd | Allana House, Allana Road Colaba, Mumbai-1 | YES | 5,000,000 | 5,000,000 | Ch. No 712884, Date 05-03-2014, Vijaya Bank Mumbai- 21 |
| 10 | Allana Frigerio Conserva Allana Ltd | Allana House, Allana Road Colaba, Mumbai-1 | YES | 2,500,000 | 2,500,000 | Ch No 112919 Date 05-03-2014, Vijaya Bank Mumbai-21 |
| 11 | Indagro Foods Ltd | Allana House, Allana Road Colaba, Mumbai-1 | YES | 2,500,000 | 2,500,000 | Ch No. 738119, Date 05-03-2014, Vijaya Bank Mumbai-21 |
| 12 | Sudarshan Chemical Ind Ltd | 162, Wellesly Road, Pune-1 | YES | 2,500,000 | 2,500,000 | Ch No 031023 Date 19-03-2014, ICICI Bank Bund Garden, Pune-1 |
| 13 | Annarao Vitthalrao Chakkawar | C/o, Shri Doulat Daroda, MLA Majestic MLA Hostel, R. No. 124, Colaba, Mumbai-1 | YES | 150,000 | 150,000 | Ch No. 00026 Date 13-02-2014, Bank of Maharashtra, Mumbai-20 |
| 14 | Anurag H. Mathurvaishya | C/o Ishwarlal Jain, M.P. 169, Johari Bazar, Jalgaon-1 | YES | 50,000 | 50,000 | Ch No- 0000003 Date 19-03-2014, HDFC Bank, Jalgaon-1 |

Table: Details of all donations above Rs 20,000 to NCP during FY 2013-14

Communist Party of India (CPI) – Details of Top 15 donations to the party

| S.No | Name | Complete Address of the Contributing Person/Company | PAN (YES/NO) | Total Donations (Rs) | Amount of Contribution (Rs.) | Mode of Contribution Cheque/Demand Drafts Cash |
|------|---|---|--------------|----------------------|------------------------------|---|
| 1 | Gurudas Dasgupta Ex-M.P. & Secretary, CPI | AITUC Bhavan 35-36 DDU Marg New Delhi 110002 | NO | 2,500,000 | 2,500,000 | Cash, Collection |
| 2 | Andhra Pradesh State Council, CPI | Makhdoom Bhavan, Himayat Nagar, Hyderabad-500029 | NO | 1,496,000 | 896,000 | Bank Transfer, Membership |
| | | Makhdoom Bhavan, Himayat Nagar, Hyderabad-500029 | NO | | 600,000 | Bank Transfer, Party Fund |
| 3 | Kerala State Council, CPI | M.N. Smarakam, Thycaud, Thiruvananthapuram- 695 014 | NO | 1,153,483 | 833,483 | Cash, Membership |
| | | M.N. Smarakam, Thycaud, Thiruvananthapuram- 695 014 | NO | | 320,000 | Cash, Membership |
| 4 | S.Sudhakar Reddy General Secretary, CPI | Suit No. 314, Rafi Marg, New Delhi-110 001 | YES | 969,000 | 500,000 | Cash, Party Fund Collection Levy and Contribution |
| | | Suit No. 314, Rafi Marg, New Delhi-110 001 | YES | | 469,000 | Cheque, Party Fund Collection Levy and Contribution |

| S.No | Name | Complete Address of the Contributing Person/Company | PAN (YES/NO) | Total Donations (Rs) | Amount of Contribution (Rs.) | Mode of Contribution Cheque/Demand Drafts Cash |
|------|--|---|--------------|----------------------|------------------------------|---|
| 5 | Tamilnadu State Council, CPI | Jeeva Illam, No-48,10th Avenue, Ashok Nagar, Chennai-600 083 | NO | 810,936 | 810,936 | M.P. Levy Adjustment Membership |
| 6 | A.B.Bardhan, Secretary, CPI | Ajoy Bhavan, 15, Com. Indrajit, Gupta Marg, New Delhi-110 002 | YES | 755,624 | 626,000 | Cash, Collection Contributions |
| | | Ajoy Bhavan, 15, Com. Indrajit, Gupta Marg, New Delhi-110 002 | YES | | 129,624 | Cheque, Collection Contributions |
| 7 | Bihar State Council, CPI | Ajoy Bhavan, Langartoli, Patna- 800 004 | NO | 581,927 | 25,000 | Cash Bank Transfer, Membership |
| | | Ajoy Bhavan, Langartoli, Patna- 800 004 | NO | | 556,927 | Cash Bank Transfer, Party Fund |
| 8 | West Bengal State Council, CPI | Bhupesh Bhavan, 162-B, Acharya J.C. Bose Road, Kolkatta- 700 014 | NO | 484,909 | 100,000 | D/D, Party Fund Our State Unit |
| | | Bhupesh Bhavan, 162-B, Acharya, J.C. Bose Road, Kolkatta- 700 014 | NO | | 384,909 | M.P. Levy Adjustment Membership |
| 9 | Maharashtra State Council, CPI | 314, Raj Bhavan, S.V. Patel Road Khetwadi, 7th Lane Girgaon, Mumbai-400004 | NO | 406,275 | 275,000 | Bank Transfer, Party Fund Our State Unit |
| | | 314, Raj Bhavan, S.V. Patel Road Khetwadi 7th Lane Girgaon, Mumbai-400 004 | NO | | 131,275 | Bank Transfer, Membership |
| 10 | Shameem Faizee Secretary, CPI | AB-4,Purana, Quila Road, New Delhi-110 001 | YES | 398,120 | 158,000 | Cash, Collection Contributions |
| | | AB-4,Purana, Quila Road, New Delhi-110 001 | YES | | 240,120 | Cheque, Collection Contributions |
| 11 | Ramendra Kumar, Secretary, CPI | United Coa workers Union, Post Bhurkunda- 829 135, Distt, Hazaribagh, Jharkhand | YES | 300,000 | 300,000 | Cash, Collection |
| 12 | Pannian Ravindran, Ex-M.P., & Secretary, CPI | Kerala State Council. M.N. Samardian, Trivdnrum | YES | 236,000 | 200,000 | Cash, Collection |
| | | Kerala State Council. M.N. Samardian, Trivdnrum | YES | | 36,000 | Cheque Levy |
| 13 | Amarjeet Kaur, Secretary, CPI | 287 Khoat Enclave, Pitampura, Delhi 110034 | YES | 271,960 | 271,960 | Cash, Sale of Publication of AITUC and Collection |
| 14 | Punjab State Council, CPI | Ajoy Bhavan, 345 Sector- 21A, Chandigarh- 160023 | NO | 230,000 | 100,000 | Cheque, Party Fund Our State Unit |
| | | Ajoy Bhavan, 345 Sector- 21A, Chandigarh-160023 | NO | | 110,000 | D/D, Membership |
| | | Ajoy Bhavan, 345 Sector- 21A, Chandigarh-160023 | NO | | 20,000 | Cash, Membership |
| 15 | Atul Kumar Anjaan, Secretary, CPI | 15, Kotla Marg, New Delhi - 2 | YES | 200,000 | 200,000 | Cash, Collection |

Table: Details of Top 15 donations to CPI during FY 2013-14

Communist Party of India - Marxist (CPI-M) – Details of Top 15 donations to the party

| S.No | Name | Complete Address of the Contributing Person/Company | PAN (YES/NO) | Total Donations (Rs) | Mode of Contribution Cheque/Demand Drafts Cash |
|------|------------------|---|--------------|----------------------|---|
| 1 | Jarna Das | 207, V.P. House, New Delhi | YES | 960,000 | Bank transfer |
| 2 | K N Balagopal | 401, V P House, New Delhi | YES | 960,000 | Bank transfer |
| 3 | P. Rajeev | 223, V.P. House, New Delhi | YES | 960,000 | Bank transfer |
| 4 | T.K. Rangarajan | 518 V.P. House, New Delhi | YES | 960,000 | Bank transfer |
| 5 | T.N. Seema | 423, V.P. House, New Delhi | YES | 960,000 | Bank transfer |
| 6 | A. Sampath | 305, V.P. House, New Delhi | YES | 900,000 | Bank transfer |
| 7 | Bajuban Riyan | 110, Norah Avenue, New Delhi | YES | 900,000 | Bank transfer |
| 8 | Khagan Das | 90, North Avenue, New Delhi | YES | 900,000 | Bank transfer |
| 9 | M.B. Rajesh | 224 V.P. House, New Delhi | YES | 900,000 | Bank transfer |
| 10 | P. Karunakaran | 41, North Avenue, New Delhi | YES | 900,000 | Bank transfer |
| 11 | P.K. Biju | 209, V.P. House, New Delhi | YES | 900,000 | Bank transfer |
| 12 | P.R. Natarajan | 319 V.P. House New Delhi | YES | 900,000 | Bank transfer |
| 13 | Sitaram Yechury | 29, Ferozeshah Road, New Delhi | YES | 480,000 | Bank transfer |
| 14 | Tapan Kumar Sen | 501, V.P. House, New Delhi | YES | 480,000 | Bank transfer |
| 15 | Anoop Kumar Saha | 22, Ashoka Road, New Delhi | YES | 450,000 | Bank transfer |

Table: Details of Top 15 donations above Rs 20,000 to CPM during FY 2013-14