

**ANALYSIS OF INCOME TAX RETURNS AND DONATIONS RECEIVED BY
NATIONAL AND REGIONAL PARTIES OF ODISHA FROM
FY 2012-13 to 2014-15
(THREE YEARS REPORT)**

A Report by

Odisha Election Watch

&

Association for Democratic Reforms

Association for Democratic Reforms
T-95A, First Floor, C.L. House,
Gautam Nagar, New Delhi – 110049
Email: adr@adrindia.org

Analysis of Income, Expenditure and Donations received by Major Political Parties of Odisha [FY 2012-13 to 2014-15]

Political parties represent citizens of the country at various levels of the government, voice people's demands and concerns to the administrative and legislative machinery, and therefore serve as a link between citizens and the government.

Apart from collecting donations/voluntary contributions, it is seen from the IT Returns of political parties that a few parties are collecting funds by issuing coupons in lieu of receipts to donors for cash contributions. Being cash donations, it is difficult to establish the identity of the donor. It is possible that a lot of cash donations received, remain unaccounted for in the books of accounts as only those amounts would be recorded for which a receipt has been issued. Thus, it is imperative to have a strict regulatory mechanism wherein political parties have to report the correct quantum and the source of donations received.

By filling RTI applications, ADR has collected copies of the ITRs and donations from IT Departments and Election Commission of India (ECI) for the financial years 2012-13, 2013-14 and 2014-15.

Analysis of Total Income & Expenditure of Major Political Parties of Odisha, FY 2012-13 to 2014-15

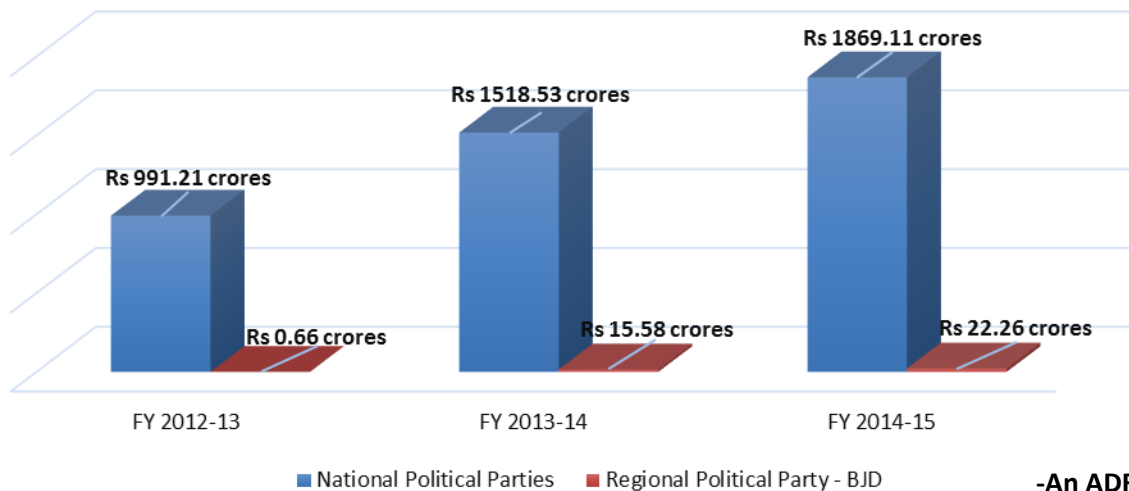
Total income of political parties during 3 years

- The income of Political Parties during FY 2012-13 to 2014-15 are calculated from their IT returns filed annually with the Income Tax Department.
- **BJP** has the **highest total income** of **Rs 1968.41 crores** between FY 2012-13 and 2014-15, this is **44.95%** of the total income of all national parties during the same time.
- **INC** has the **second highest income** of **Rs 1617.06 crores** which is **36.93%** of the total income of all national parties.
- Total income of **BJD** is **Rs 38.5 crores** which is **higher than the total income of CPI** (Rs 5.35 cr) during the period between FY 2012-13 and 2014-15.

Party	Total Income (Rs. In crores)			Total Income in 3 FYs	Share in Total Income
	FY 2012-13	FY 2013-14	FY 2014-15		
National Political Parties					
Bhartiya Janta Party (BJP)	324.16	673.82	970.43	Rs 1968.41 crores	44.95%
Indian National Congress (INC)	425.69	598.06	593.31	Rs 1617.06 crores	36.93%
Communist Party of India-Marxist (CPM)	126.09	121.87	123.92	Rs 371.88 crores	8.49%
Bahujan Samaj Party (BSP)	87.63	66.91	111.96	Rs 266.5 crores	6.09%
Nationalist Congress Party (NCP)	26.57	55.43	67.65	Rs 149.65 crores	3.42%
Communist Party of India (CPI)	1.07	2.44	1.84	Rs 5.35 crores	0.12%
Total	Rs 991.21 crores	Rs 1518.53 crores	Rs 1869.11 crores	Rs 4378.85 crores	100%
Regional Political Parties of Odisha					
Biju Janata Dal (BJD)	0.66	15.58	22.26	Rs 38.5 crores	100%
Total	Rs 0.66 crores	Rs 15.58 crores	Rs 22.26 crores	Rs 38.5 crores	100%

Tables: Total income of Major Political Parties of Odisha as declared in their IT Returns

Total Income of National and Regional Political parties of Odisha between FY 2012-13 to 2014-15



-An ADR Report

Graph: Total income of national and regional parties of Odisha between FY 2012-13 to 2014-15

Top sources of income of political parties during FY 2012-13 to 2014-15


- From the table below, it can be noted that there is neither standardization nor consistency in the parties' declaration of their sources of funds.
- Income from **Voluntary Contributions, Grants and Donations** are the **most common** and the **top most source of income** for all 7 political parties of Odisha.
- Voluntary Contributions, Grants and Donations** totally amount to **Rs 2534.71 crores**, constitutes **57.38%** of the total income of all political parties in 3 FYs.
- Other sources of income which are most common amongst parties are **Interest & dividend, Membership fees and subscription**.
- Through **Interest & dividend** parties have collected a sum of **Rs 138.14 crores**, which forms **3.13%** of the total income of parties. Followed by **Membership Fees** and **Subscription** which is also a common source of income for parties through which parties have collected **Rs 83.83 crores**. *(In case of parties, where interest & dividend and Membership Fees and Subscription is not a part of top 3 sources, it has been included in other income)*
- BSP** has received **31.40%** of its income from **Sale of Property - Immovable and Movable assets**.
- BJD** has **only two sources of income; Grant/Donations/Contributions** through which it has received **Rs 36.43 crores** which is **94.62%** of its total income and **Fees & Subscriptions** through which it has received **Rs 2.07 crores**.

Top 3 Sources of Income - National Parties and Regional parties of Odisha				
Party	Total Income	Financial Year 2012-13 to 2014-15 (combined)		% Share of sources in total income
		Top 3 Source of Income	Amount (Rs in crores)	
National Political Parties				
BJP	Rs 1968.41 crores	Voluntary Contributions	1768.94	89.87%
		Aajiwani Sahayog Nidhi	89.39	4.54%
		Interest From Banks	72.89	3.70%

Top 3 Sources of Income - National Parties and Regional parties of Odisha				
Party	Total Income	Financial Year 2012-13 to 2014-15 (combined)		% Share of sources in total income
		Top 3 Source of Income	Amount (Rs in crores)	
		Other Income	37.19	1.89%
INC	Rs 1617.06 crores	Collection from Sale of coupons & Publications	1112.72	68.81%
		Grant/Donations/Contributions	341.55	21.12%
		Miscellaneous/Other Income	130.82	8.09%
		Other Income	31.97	1.98%
CPM	Rs 371.88 crores	Voluntary Contributions/Donations	191.81	51.58%
		Levy	128.55	34.57%
		Interest & dividend	42.68	11.48%
		Others Income	8.85	2.38%
BSP	Rs 266.5 crores	Voluntary Contribution/Coupon Sale	141.40	53.06%
		Sale of Property - Immovable and Movable assets	83.69	31.40%
		Membership Fee	21.37	8.02%
		Others Income	20.04	7.52%
NCP	Rs 149.65 crores	Receipt From Sale Of Coupons, Publications, forms & purse money etc	92.87	62.06%
		Grant/Contribution/Donation Received	52.90	35.35%
		Membership, Subscription & Candidature	2.03	1.36%
		Other Income	1.85	1.24%
CPI	Rs 5.35 crores	By Interest Received	1.89	35.33%
		By Party Fund , Education Fund and Donation	1.68	31.40%
		Membership Fee	1.27	23.74%
		Others Income	0.51	9.53%
Regional Parties of Odisha				
BJD	Rs 38.5 crores	Grants/Donation/Contributions	36.43	94.62%
		Fees & Subscriptions	2.07	5.38%
		Other Income	0	0.00%

Table: Top sources of income for National and Regional Political Parties of Odisha during FY 2012-13 to 2014-15

Top sources of Income of National and Regional Parties of Odisha, FY 2012-13 to 2014-15



-An ADR Report

Chart : Top source of Income of National and Regional Party of Odisha, FY 2012-13 to 2014-15

Top items of expenditure of National and Regional Parties during FY 2012-13 to 2014-15

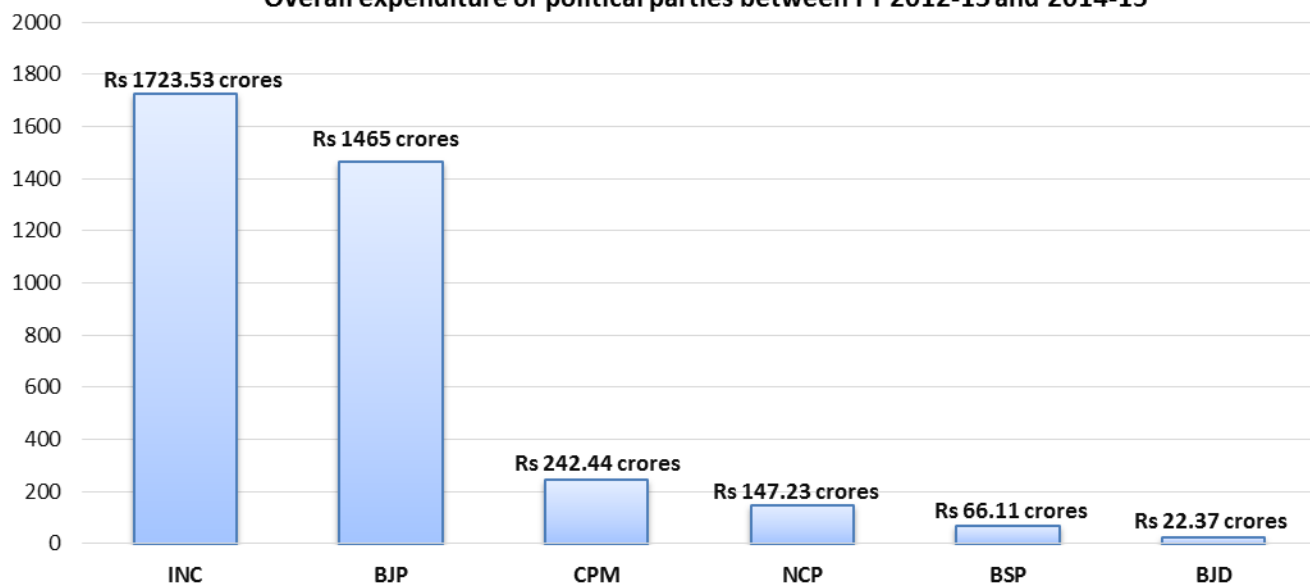
- Between FY 2012-13 and 2014-15, **INC** has the highest expenditure of **Rs 1723.53 crores**, followed by **BJP** which declared an expenditure of **Rs 1464.997 crores**, and **CPI-M** which spent **Rs 242.444 crores** in total.
- The most common items of expenditure across parties include expenses towards **Elections, Advertising & Publicity** and **Travelling & Conveyance**.
- Under election expenses, the maximum expenditure has been incurred by **INC** which spent **Rs 1019.38 crores**, (forms **59.14% of its total expenses**), followed by **NCP** whose election expenses aggregate to **Rs 80.76 crores**, **54.85% of its total expenses**. **BJP** has shown **no election expenses in this period**.
- The maximum expenditure of **BJP** has been towards **Advertisement & Publicity** which constitutes **49.32%** (Rs 722.48 crores) of its total expenses, followed by **travelling** on which it has spent **22.69%** (Rs 332.42 crores) of its total expenses.
- For **BJD**, which is the only regional party of Odisha, total expenditure was for **Rs 22.37 crores**, out of which **69.87%** (or **Rs 15.63 crores**) was spent on **Elections**.

Top 3 Items of Expenditure - National Parties and Regional parties of Odisha FY 2012 -13 to 2014-15				
Party	Total Expenditure	Top 3 Items of Expenditure	Amount (Rs in crores)	% Share of items in total expenditure
National Political Parties				
BJP	Rs 1465 crores	Advertising & Publicity	722.48	49.32%
		Travelling	332.42	22.69%
		Morcha/Rally/Andolan Expenses	133.08	9.08%
		Other Expenditure	277.02	18.91%
INC	Rs 1723.53 crores	Election Expenses	1019.38	59.14%
		Administrative and General Expenses	550.89	31.96%
		Miscellaneous/Other Expenses	66.53	3.86%
		Other Expenditure	86.73	5.03%

Top 3 Items of Expenditure - National Parties and Regional parties of Odisha FY 2012 -13 to 2014-15				
Party	Total Expenditure	Top 3 Items of Expenditure	Amount (Rs in crores)	% Share of items in total expenditure
CPM	Rs 242.44 crores	Salaries & Allowances (including Medical expenses)	63.99	26.39%
		Election Expenses	33.53	13.83%
		Meeting & Conference	30.37	12.53%
		Other Expenditure	114.55	47.25%
BSP	Rs 66.11 crores	Election Expenses	47.25	71.47%
		Office Maintenance	4.85	7.34%
		Organisational Expenses	3.41	5.16%
		Other Expenditure	10.6	16.03%
NCP	Rs 147.22 crores	Election Expenses	80.76	54.86%
		Publicity & Advertisement Expenses	16.33	11.09%
		Rashtrawadi Welfare Trust	8.42	5.72%
		Other Expenditure	41.71	28.33%
CPI	Rs 4.41 crores	Election & Publicity Expenses	1.40	31.75%
		Salaries & Allowances	1.05	23.81%
		Travelling & conveyance	0.41	9.30%
		Other Expenditure	1.55	35.15%
Regional Parties of Odisha				
BJD	Rs 22.37 crores	Election Expenditure	15.63	69.87%
		Administrative, General Expenditure & Publicity	6.24	27.89%
		Other Expenses	0.29	1.30%
		Other Expenditure	0.21	0.94%

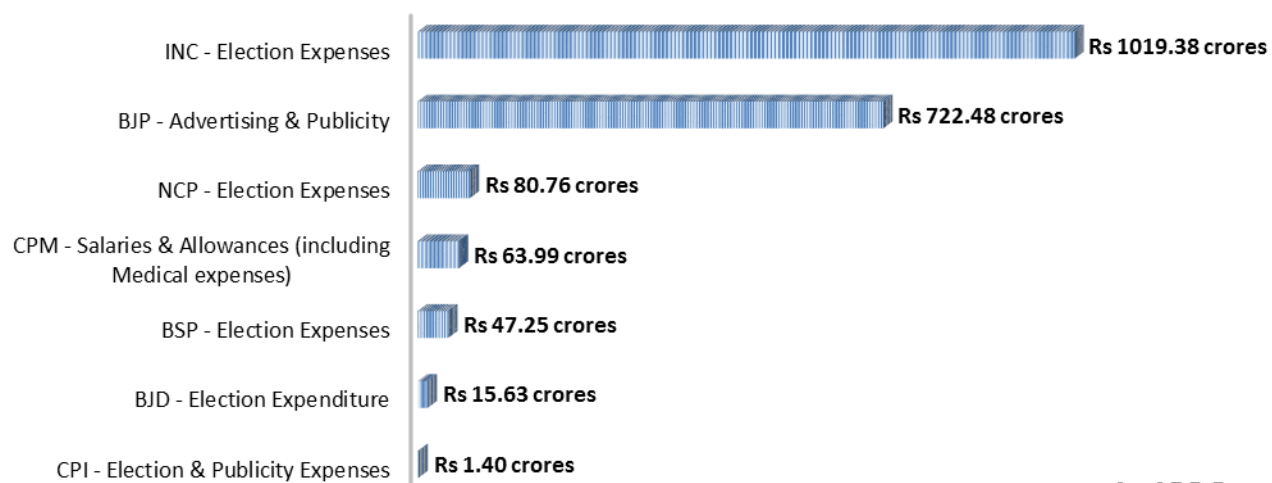
Table: Top items of expenditure for Political Parties during FY 2012-13 to 2014-15

Overall expenditure of political parties between FY 2012-13 and 2014-15



-An ADR Report

Top Items of Expenditure of National and Regional Parties of Odisha, FY 2012-13 to 2014-15



-An ADR Report

Chart: Top Items of expenditure of National and Regional Party of Odisha, FY 2012-13 to 2014-15

Analysis of Voluntary Contributions Received by Political Parties FY 2012-13 to 2014-15

Political parties rely heavily on donations for contesting elections and running their daily affairs. They receive huge sums of money in the form of donations and contributions from corporate, trusts and individuals. Section 29C of the Representation of People Act, 1951 states that political parties submit details of contribution received in excess of Rs 20,000 from any person or a company to the ECI annually.

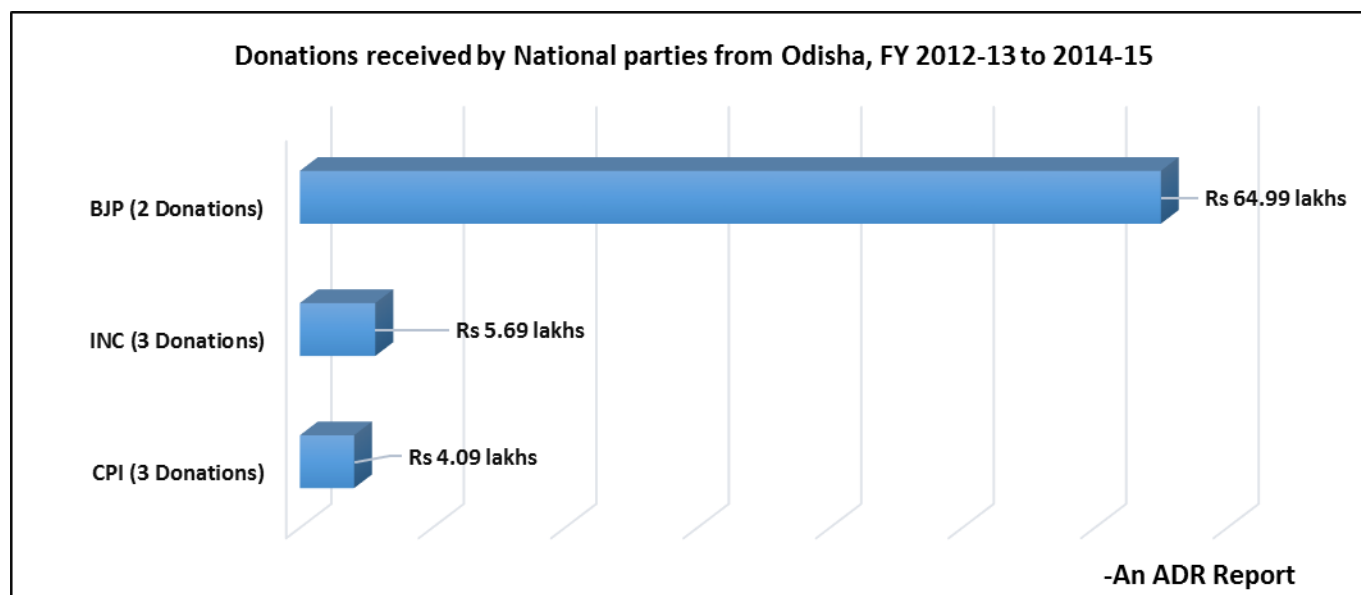
Total number and amount of Donations received by National Political Parties from Odisha,

FY 2012-13 to FY 2014-15

- Only 3 national parties, **BJP**, **INC** and **CPI**, have received donations from Odisha* during this period. **BJP** received the highest amount of **Rs 64.99 lakhs** from 2 donations, followed by **INC** which received **Rs 5.69 lakhs** from 3 donations. **CPI** received the least amount of **Rs 4.09 lakhs** amongst all national parties.
- Donations received by **BJP** is **86.92%** of the total donations received by all political parties during this period.
- CPI-M**, **NCP** and **BSP** have not received any donation from Odisha between FY 2012-13 to 2014-15.

Total number & amount of donations received by National Political Parties from Odisha, FY 2012-13 to FY 2014-15								
Party	FY 2012-13		FY 2013-14		FY 2014-15		Total donations	
	No.of donors	Amount	No.of donors	Amount	No.of donors	Amount	No.of donors	Amount
BJP	0	0	0	0	2	64.99	2	Rs 64.99 lakhs
INC	1	0.48	2	5.21	0	0	3	Rs 5.69 lakhs
CPI	1	1.05	1	1.56	1	1.48	3	Rs 4.09 lakhs
Total	2	Rs 1.53 lakhs	3	Rs 6.77 lakhs	3	Rs 66.47 lakhs	8	Rs 74.77 lakhs

*For details of donors to National Parties from Odisha, please refer to Annexure-1

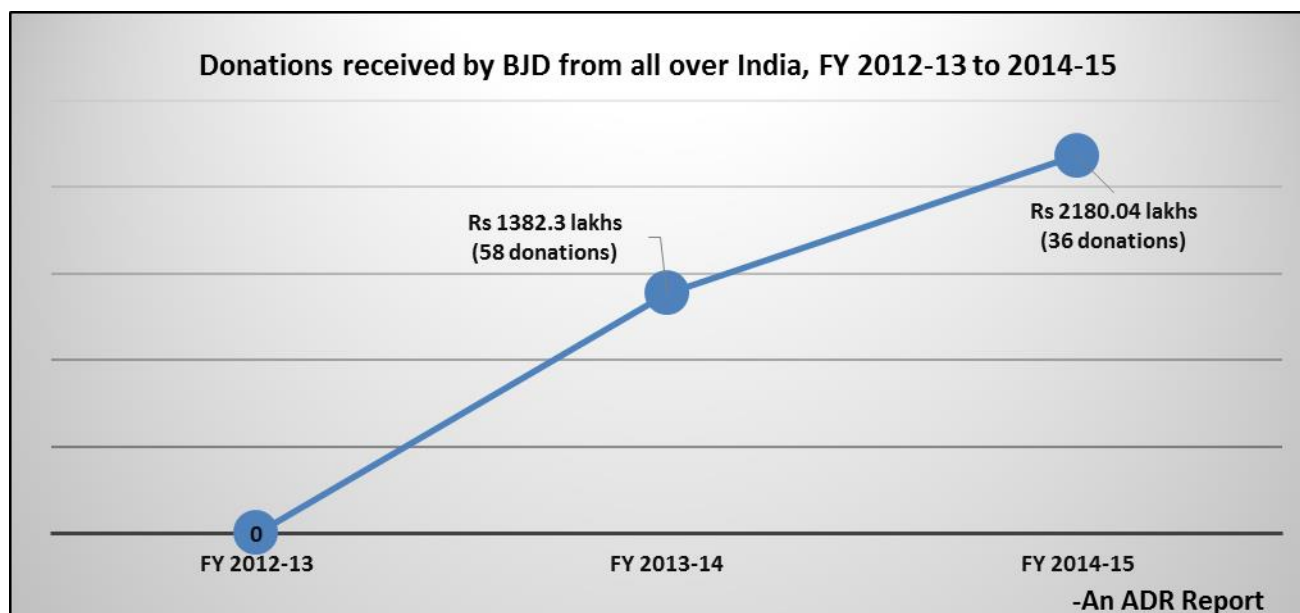


Total number and amount of Donations received by Regional Parties of Odisha from all over India, FY 2012-13 to FY 2014-15

- BJD received a total of **Rs 35.62 crores** from **94 donations** from all over India*, during FY 2012-13 and 2014-15.
- The party, in FY 2012-13, had declared that it **did not receive any donations above Rs 20,000** during the year.
- It received **61.20%** of its total donations (or **Rs 2180.04 lakhs**) in FY 2014-15, while the remaining **38.80%** or **Rs 1382.30 lakhs** was received in FY 2013-14.
- **BJD** has received the **highest amount of donations from Maharashtra** for **Rs 3000.63 lakhs (84.23% of its total donations)**, followed by **Rs 384.21 lakhs from Odisha (10.79%)**, **Rs 152 lakhs from Jharkhand**, and **Rs 25 lakhs from New Delhi**. Donation worth **Rs 0.50 lakhs** have **incomplete information**.

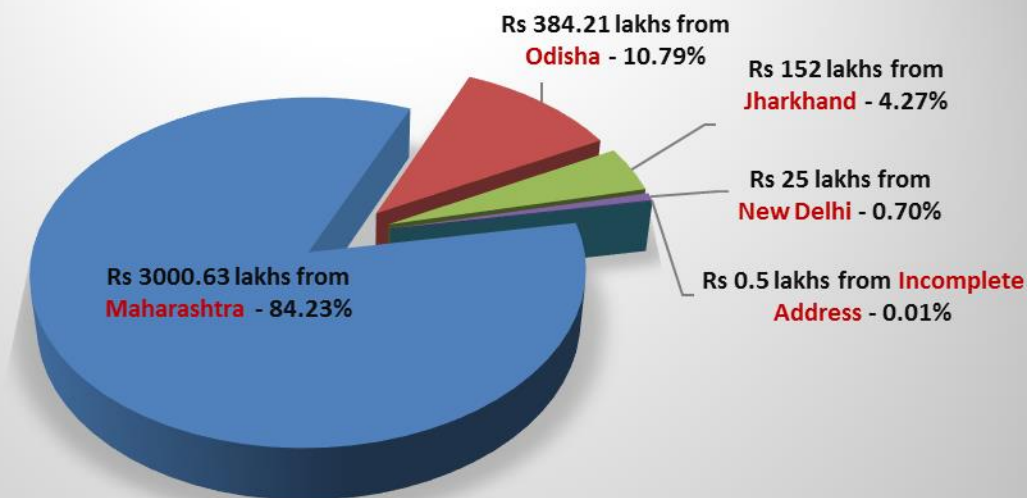
Total number & amount of donations received by Regional Parties of Odisha from all over India, FY 2013-14 & FY 2014-15						
Political Party	FY-2013-14		FY-2014-15		Total donations	
	No. of donors	Amount	No. of donors	Amount	No. of donors	Amount
BJD	58	1382.30	36	2180.04	94	3562.34
Total	58	Rs 1382.30 lakhs	36	Rs 2180.04 lakhs	94	Rs 3562.34 lakhs

* For details of top 10 donors to BJD from all over India, please refer to Annexure - 2



Different states from which BJD has received donations between FY 2012-13 to 2014-15			
State	No. of donations	Amount of donations (Rs in lakhs)	% share in total donations
Maharashtra	31	3000.63	84.23%
Odisha	52	384.21	10.79%
Jharkhand	9	152	4.27%
New Delhi	1	25	0.70%
Incomplete Address	1	0.5	0.01%

Different states from which BJD has received donations between FY 2012-13 and 2014-15



-An ADR Report

Known and Unknown sources of Income of National and Regional Political Parties of Odisha (FY 2012-13 to 2014-15)

The contribution statements, submitted by the political parties declaring names and other details of donors who contribute above Rs 20,000, are the only **known source**. The **unknown sources** are income declared in the IT returns but **without giving source of income for donations below Rs.20,000**. Such unknown sources include 'sale of coupons', 'Aajiwani Sahayog Nidhi', 'relief fund', 'miscellaneous income', 'voluntary contributions', 'contribution from meetings/morchas' etc. The details of donors of such voluntary contributions are not available in the public domain.

- **Total income of National parties between FY 2012-13 and 2014-15: Rs 4,378.85 crores**
- **Total income of BJD between FY 2012-13 and 2014-15: Rs 38.5 crores**
- **Total income of political parties from known donors** (details of donors as available from contribution report submitted by parties to Election Commission): **Rs 1004.93 crores**, which is **22.75%** of the total income of the parties (6 National Parties and BJD)
- **Total income of political parties from other known sources** (e.g., sale of assets, membership fees, bank interest, sale of publications, party levy etc.): **Rs 473.71 crores**, or **10.72%** of total income
- **Total income of political parties from unknown sources** (income specified in the IT Returns whose sources are unknown): **Rs 2938.71 crores**, which is **66.53%** of the total income of the parties

Sources of Income	Various sources of income to political parties between FY 2012-13 and 2014-15 (Rs in crores)							Total
	BJP	INC	BSP	NCP	CPI	CPM	BJD	
Known sources (donations above Rs 20,000)	691.4	212.76	0	52.89	2.93	9.33	35.62	Rs 1004.93 crores
Other known income*	103.69	31.98	125.10	35.22	3.66	171.99	2.07	Rs 473.71 crores
Unknown Sources (as per IT Returns)**	1,173.32	1,372.32	141.4	61.54	-1.24	190.56	0.81	Rs 2938.71 crores

Sources of Income	Various sources of income to political parties between FY 2012-13 and 2014-15 (Rs in crores)							
	BJP	INC	BSP	NCP	CPI	CPM	BJD	Total
Total Income	1968.41	1617.06	266.5	149.65	5.35	371.88	38.5	Rs 4417.35 crores

Table: Various sources of income of political parties between FY 2012-13 and 2014-15

*Other known income include: sale of moveable & immoveable assets, old newspapers, membership fees, delegate fee, bank interest, sale of publications and levy

**Details of income from unknown sources is given in Annexure-3

Unknown Source: Between FY 2012-13 and FY 2014-15 (Rs. In crores)				
National Party	Income for FY 2012-13	Income for FY 2013-14	Income for FY 2014-15	Total Income (Rs. In crores)
BJP	196.08	471.98	505.26	1,173.32
INC	403.11	523.99	445.22	1,372.32
BSP	0	48.6	92.8	141.4
NCP	25.1	8.32	28.12	61.54
CPI*	-0.25	-0.38	-0.61	-1.24
CPM	70.21	60.22	60.13	190.56
Total	Rs 694.25 crores	Rs 1,112.73 crores	Rs 1,130.92 crores	Rs 2,937.90 crores
Regional Party	Income for FY 2012-13	Income for FY 2013-14	Income for FY 2014-15	Total Income (Rs. In crores)
BJD	0.206	0.215	0.39	0.81
Grand Total	Rs 694.456 crores	Rs 1,112.945 crores	Rs 1,131.31 crores	Rs 2938.71 crores

* - Details of donations above Rs 20,000 given by the party in the statement to the ECI is more than the total donations declared in the IT Returns of the party for FY 2012-13, 13-14 and 2014-15. Hence the figures are in negative

Sector-wise donations to National and Regional Political Parties of Odisha (FY 2012-13 to 2014-15)

- **BJP, INC and CPI** are the only national parties to have received donations from Odisha between FY 2012-13 to 2014-15.
- **2 donations** that have been received by **BJP** during this period, both are from **Corporate/Business Houses**.
- **CPI** has received **Rs 3.04 lakhs from Odisha State Council** without declaring the name of the contributors. Thus, these donations have been categorized under **undeclared donors**, which is **74.33% of the total donations received by CPI from Odisha**.
- **BJD** has received **92.15% of its total donations** or **Rs 3282.62 lakhs from Corporate/Business Houses**, while it has received **only 7.85% of its total donations** or **Rs 279.72 lakhs from individuals**.

Political Party	Corporate/Business Houses	Individual	Undeclared Donors	Grand Total
National Parties who have received donations from Odisha (in lakhs)				
BJP	64.99	0	0	Rs 64.99 lakhs
INC	0	5.69	0	Rs 5.69 lakhs
CPI	0	1.05	3.04	Rs 4.09 lakhs
Total	Rs 64.99 lakhs	Rs 6.74 lakhs	Rs 3.04 lakhs	Rs 74.77 lakhs

Political Party	Corporate/Business Houses	Individual	Undeclared Donors	Grand Total
Regional Party of Odisha which has received donations from all over India (in lakhs)				
BJD	3282.62	279.72	0	Rs 3562.34 lakhs
Grand Total	Rs 3282.62 lakhs	Rs 279.72 lakhs	0	Rs 3562.34 lakhs

Table: Sector-wise donations received by Political Parties

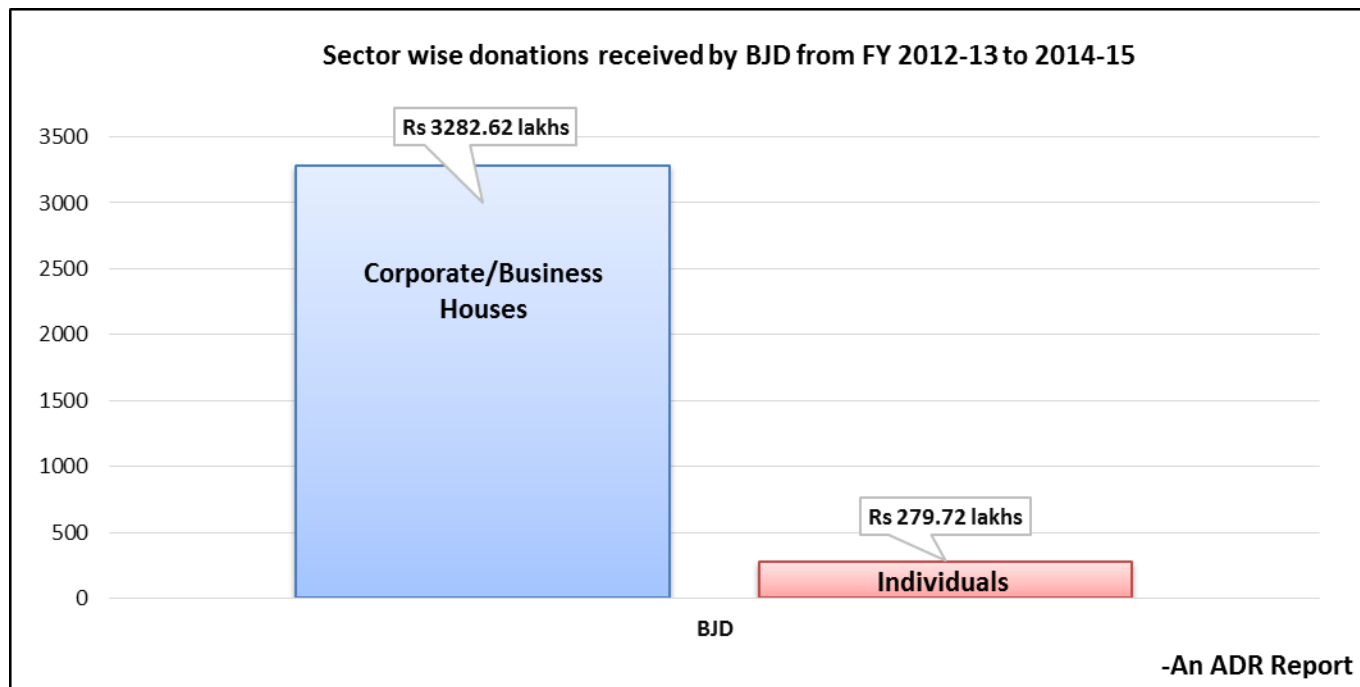


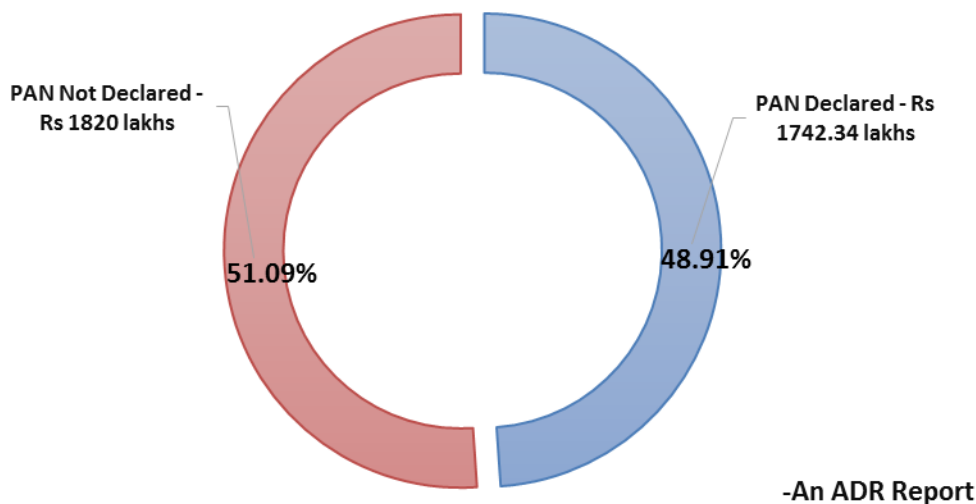
Chart: Sector-wise donations received by BJD from all over India

Party-wise donations without declaration of PAN details

- **None of the donations** received by INC and CPI from Odisha, between FY 2012-13 and 2014-15, **have PAN details**.
- Of the 94 donations declared by BJD, the party received **Rs 1,820 lakhs** from **3 donations**, in which PAN details were not provided. These 3 donations form **51.09% of the total amount of** donations received by it from all over India, between 2012-13 and 2014-15.

Political Party	PAN not declared		PAN declared	
	Amount of Donations (Rs in lakhs)	Number of donations	Amount of Donations (Rs in lakhs)	Number of donations
Donations received by National parties from Odisha				
BJP	0	0	64.99	2
INC	5.69	3	0	0
CPI	4.09	3	0	0
Total	Rs 9.78 lakhs	6	Rs 64.99 lakhs	2
Donations received by Regional Parties from All over India				
BJD	1820	3	1742.34	91
Total	Rs 1820 lakhs	3	Rs 1742.34 lakhs	91

PAN Status of donations received by BJD from FY 2012-13 to 2014-15



**Mode of contribution to National and Regional Political Parties of Odisha
(FY 2012-13 to 2014-15)**

- INC has received **Rs 0.48 lakhs** from donations in **cash**, this forms **8.44%** of the total donations received by it from Odisha between FY 2012-13 and 2014-15.
- **BJD** has received **60.17%** of its total donations or **Rs 2143.33 lakhs** from **donations with incomplete mode of contribution details**.

Mode of contributions to National and Regional parties FY 2012-13 to 2014-15										
Party	Cash		Cheque/DD		Bank Transfer		Incomplete donations		Grand Total	
	No. of donors	Amount	No. of donors	Amount	No. of donors	Amount	No. of donors	Amount	No. of donors	Amount
Donations received by National parties from Odisha										
BJP	0	0	0	0	2	64.99	0	0	2	Rs 64.99 lakhs
INC	1	0.48	2	5.21	0	0	0	0	3	Rs 5.69 lakhs
CPI	0	0	0	0	3	4.09	0	0	3	Rs 4.09 lakhs
Total	1	0.48	2	5.21	5	69.08	0	0	8	Rs 74.77 lakhs
Donations received by Regional Parties from All over India										
BJD	0	0	39	1323.05	34	95.96	21	2143.33	94	Rs 3562.34 lakhs
Grand Total	0	0	39	1323.05	34	95.96	21	2143.33	94	Rs 3562.34 lakhs

Recommendations of ADR

- The ECI had **issued guidelines** to the political parties in order to **promote transparency** in the parties' functioning and to aid the Commission to **conduct free and fair elections**. Those parties playing a decisive role at the national political arena should **lead by example** by voluntarily declaring their sources of income and endorsing transparency in the daily functioning of the party.
- The Supreme Court gave a judgment on September 13, 2013 declaring that no part of a candidate's affidavit should be left blank. Similarly, **no part of the Form 24A submitted by political parties providing details of donations above Rs 20,000 should be blank**.
- Full details of all **donors should be made available for public scrutiny under the RTI**. Some countries where this is done include Bhutan, Nepal, Germany, France, Italy, Brazil, Bulgaria, the US and Japan. In none of these countries is it possible for **80% of the source of funds to be unknown**, but at present it is so in India.
- Those parties not following the ICAI guidelines for auditing of reports should be scrutinized by the IT department.
- **The National and regional political parties must provide all information on their finances under the Right to Information Act**. This will only strengthen political parties, elections and democracy.

Disclaimer

Source for the data used in the report are the Contribution Statements submitted by the political parties to the Election Commission of India. These can be accessed from http://eci.nic.in/eci_main1/PolPar/ContributionReports.aspx and their IT Returns which can be accessed from myneta.info/party.

While all effort has been made to ensure that the information is in keeping with what is mentioned in the statements submitted by the political parties, in case of discrepancy between information in this report and that given in their statements, the information reported by the political parties should be treated as correct. Association for Democratic Reforms, National Election Watch and their volunteers are not responsible or liable for any damage arising directly or indirectly from the publication of this report.

Contact Details

<p>Mr. Ranjan Kumar Mohanty State Coordinator, Odisha Election Watch +91-0674 2382175 +91-94370-13723 pecuc@hotmail.com, odishaelectionwatch@gmail.com</p>	<p>Media and Journalist Helpline +91 80103 94248 Email: adr@adrindia.org</p>	<p>Maj. Gen Anil Verma (Retd.) Head NEW & ADR +91 11 4165 4200 +91 88264 79910 anilverma@adrindia.org</p>	<p>Prof Jagdeep Chhokar IIM Ahmedabad (Retd.) Founder Member NEW & ADR +91 99996 20944 jchhokar@gmail.com</p>	<p>Prof Trilochan Sastry IIM Bangalore Founder Member, NEW & ADR +91 94483 53285 trilochans@iimb.ernet.in</p>
--	---	--	--	--

Annexure – 1

Donations received by National Parties from Odisha, FY 2012-13 and 2014-15

Bhartiya Janata Party (BJP)

BJP - 3 FYs							
S.No.	Name	Complete Address of the Contributing Person/Company	PAN given (Y/N)	Total Contribution (in Rs)	Amount of Contribution (in Rs.)	Mode of Contribution (Cheque/demand Draft/Cash)	Financial Year
1	Thriveni Earth Movers Pvt. Ltd	Joda Post Box-1, Village- Unchabali, Bemebari, Keonjhar, Odisha- 758034	Yes	6499950	4000000	RTGS, SBI	2014-15
			Yes		2499950	RTGS, SBI	2014-15
Total Donations				Rs 64,99,950			

Indian National Congress (INC)

INC - 3 FYs						
S.No.	Name	Complete Address of the Contributing Person/Company	PAN given (Y/N)	Amount of Contribution (in Rs.)	Mode of Contribution (Cheque /Demand Draft /Cash)	Financial Year
1	Niranjan Pattnaik	N-2/29, IRC Village, Bhubaneswar.	No	500000	Cheque No.677138, ICICI Bank	2013-14
2	Shri Jaydev Jena	AT, Sankhana Po. Maveigaon Via Hatadihi Dist Keonjhar Orissa	No	48400	Cash	2012-13
3	Ratnamani Ullaka	29, Dumduma Mouza, Behind Khandagiri Petrol Pump, Bhubaneswar	No	21000	Cheque No.021684, Indian Overseas Bank	2013-14
Total Donations (in Rs.)				Rs 5,69,400		

Communist Party of India (CPI)

CPI - 3 FYs						
S.No	Name	Complete Address of the Contributing Person/Company	PAN given (Y/N)	Amount of Contribution (in Rs.)	Mode of Contribution (Cheque/demand Draft/Cash)	Financial Year
1	Odisha State Council, CPI	Bhagbati Bhavan, 16, Ashok, Nagar Unit-II, Bhubaneswar-751009	No	156,324	Bank Transfer, Membership	2013-14
2	Not Given	Secretary, Odisha State Council, CPI, Bhagbati Bhavan 16, Ashok Nagar, Unit-II, Bhubaneswar- 751009	No	147,693	Bank Transfer, Membership Fee	2014-15

CPI - 3 FYs						
S.No	Name	Complete Address of the Contributing Person/Company	PAN given (Y/N)	Amount of Contribution (in Rs.)	Mode of Contribution (Cheque/demand Draft/Cash)	Financial Year
3	Com. Dibakar Nayak Secretary	Odisha State Council Communist Party Of India Bhagbati Bhavan 16, Ashok Nagar Unit-II Bhubneswar 751009	No	105,310	Bank Transfer	2012-13
Total Donations				Rs 4,09,327		

Annexure – 2

Top 10 donors of BJD from all over India

Biju Janata Dal (BJD)

S.No.	Name	Complete Address of the Contributing Person/Company	PAN given (Y/N)	Total Contribution (Rs.)	Amount of Contribution (Rs.)	Mode of Contribution (Cheque/Demand Draft /cash)	FY
1	General Electoral Trust	Worli Mumbai	No	180,000,000	100,000,000	Cheque/DD No.000065	2014-15
		B-4, Aditya Birla Centre, S.K. Ahire Marg Worli Mumbai-400030	No		80,000,000	Ch.No. 104030, Drawn on HDFC Bank Ltd, Aditya Birla Centre, S.K. Ahire Marg Worli Mumbai-400025	2013-14
2	Progressive Electoral Trust	Elphinstone Building 10 Veer Nariman Road Fort Mumbai	Yes	52,563,320	34,821,923	Cheque/DD No.568920	2014-15
		Elphinstone Building 10 Veer Nariman Road Fort Mumbai	Yes		11,994,271	Cheque/DD No.568937	2014-15
		Elphinstone Building 10 Veer Nariman Road Fort Mumbai	Yes		5,747,126	Cheque/DD No.568927	2014-15
3	Lotus India	Omkar House Off-Eastern Express Highway Opp.Sion Chunabhati Signal, Sion (E) Mumbai	Yes	30,000,000	30,000,000	Cheque/DD No.711223	2014-15
4	S S Earthmovers and Logistics	Plot No. 1257/1948, Banaikela Joda, Keonjhar-758035	Yes	9,500,000	4,500,000	Cheque/DD No.180363	2014-15
		Plot No. 1257/1948, Banaikela Joda, Keonjhar-758035	Yes		2,500,000	Cheque/DD No.14729	2014-15

S.No.	Name	Complete Address of the Contributing Person/Company	PAN given (Y/N)	Total Contribution (Rs.)	Amount of Contribution (Rs.)	Mode of Contribution (Cheque/Demand Draft /cash)	FY
		Plot No. 1257/1948, Banaikela Joda, Keonjhar-758035	Yes		2,500,000	Cheque/DD No.14728	2014-15
5	Hemendra Chandra Singh	Bapsi, Opposite St. Xavier's School Doranda, Ranchi-834002, Jharkhand	Yes	7,500,000	7,500,000	Ch.No. 072602, Drawn on IDBI Bank Main Road Ranchi Jharkhand Near Hotel Sartaj	2013-14
6	Baburam Naik	Railway Siding & Loading Contractor of Iron & Manganese Ore At-Nayagarh PO- Dubuna Ps-Bamabari, Dist Keonjhar-758034	Yes	5,000,000	5,000,000	Cheque/DD No.513350	2014-15
7	MGM Steels Ltd	5A, Forest Park BBSR	Yes	4,500,000	500,000	RTGS	2014-15
		5A, Forest Park BBSR	Yes		500,000	RTGS	2014-15
		5A, Forest Park BBSR	Yes		500,000	RTGS	2014-15
		5A, Forest Park BBSR	Yes		500,000	RTGS	2014-15
		5A Forest Park, BBSR	Yes		500,000	Online	2013-14
		5A Forest Park, BBSR	Yes		500,000	Online	2013-14
		5A Forest Park, BBSR	Yes		500,000	Online	2013-14
		5A Forest Park, BBSR	Yes		500,000	Online	2013-14
		5A Forest Park, BBSR	Yes		400,000	Online	2013-14
		5A Forest Park, BBSR	Yes		100,000	Online	2013-14
8	Balaji Impex	Off No. 2, Bldg No. 128, Paras Road Mumbai-400004	Yes	3,500,000	3,500,000	DD.No. 369050, Drawn on HDFC Bank	2013-14
9	Suresh Enterprises	60/62, Ramniwas, 2nd Floor,4th Kumbharwada Lane Mumbai-400004	Yes	3,500,000	3,500,000	DD.No. 600411, Down on Indusland Bank, Opera House Br.	2013-14
10	Vijay Trading Co	Sakola Road 32/34, Sai Baba Compound Villeparle, Mumbai	Yes	3,500,000	3,500,000	DD.No. 600421, Drawn on Indusland Bank Opera House Br.	2013-14

Annexure – 3

Unknown Sources as per IT Returns of parties

Bharatiya Janata Party - FY 2012-13 to 2014-15 (Rs in crores)				
Unknown Sources, as per the IT Returns of the Party	FY- 2012-13	FY- 2013-14	FY- 2014-15	Total
Voluntary Contributions	188.34	454.52	434.68	1,077.54
Miscellaneous Income	0.265	0.787	0.977	2.03
Contribution for Morchas	0.15	0.01	1.266	1.43
Contribution from Meetings	0	0	0.095	0.10
Aajiwan Sahayog Nidhi	7.32	15.06	67	89.38
Relief Funds	0.00	1.61	1.25	2.85
Grand Total	Rs 196.08 crores	Rs 471.98 crores	Rs 505.26 crores	Rs 1,173.32 crores

Indian National Congress - FY 2012-13 to 2014-15 (Rs in crores)				
Unknown Sources, as per the IT Returns of the Party	FY- 2012-13	FY- 2013-14	FY- 2014-15	Total
Grant/Donations/Contributions	58.19	4.65	65.95	128.79
By Collection from Sale of coupons	312.25	477.32	323.14	1,112.71
Misc./Other Income	32.669	42.018	56.13	130.82
Grand Total	Rs 403.11 crores	Rs 523.99 crores	Rs 445.22 crores	Rs 1,372.32 crores

Bahujan Samaj Party - FY 2012-13 to 2014-15 (Rs in crores)				
Unknown Sources, as per the IT Returns of the Party	FY- 2012-13	FY- 2013-14	FY- 2014-15	Total
Voluntary Contributions/Coupons sale	0	48.6	92.8	141.40
By Misc. Income	0.0001	0	0.0002	0.00
Grand Total	0.00	Rs 48.60 crores	Rs 92.80 crores	Rs 141.40 crores

Nationalist Congress Party - FY 2012-13 to 2014-15 (Rs in crores)				
Unknown Sources, as per the IT Returns of the Party	FY- 2012-13	FY- 2013-14	FY- 2014-15	Total
Donation/Contributions	0.0028	0.0002	0	0.0030
Receipt From Sale Of Coupons	3.762	8.32	27.78	39.86
Others Income (Insurance, Interest, Collection, Surplus on Disposal of Assets, Misc, Int FDR & Convention Receipt)	0.0386	0.00	0.335	0.37
Sale of Forms and Purse Money	21.3	0.003	0.00	21.30
Grand Total	Rs 25.10 crores	Rs 8.32 crores	Rs 28.12 crores	Rs 61.54 crores

Communist Party of India - FY 2012-13 to 2014-15 (Rs in crores)				
Unknown Sources, as per the IT Returns of the Party	FY- 2012-13	FY- 2013-14	FY- 2014-15	Total
By Party Fund , Education Fund and Donation*	-0.249	-0.388	-0.614	-1.25
By Misc. Received	0.001	0.0032	0.003	0.01
Grand Total	Rs -0.25 crores	Rs -0.38 crores	Rs -0.61 crores	Rs -1.24 crores

Communist Party of India - Marxist- FY 2012-13 to 2014-15 (Rs in crores)				
Unknown Sources, as per the IT Returns of the Party	FY- 2012-13	FY- 2013-14	FY- 2014-15	Total
Voluntary contributions	68.19	58.43	55.705	182.33
Sale of Coupons	0	0.00	0.15	0.15
Miscellaneous Income	2.022	1.79	4.27	8.08
Grand Total	Rs 70.21 crores	Rs 60.22 crores	Rs 60.13 crores	Rs 190.56 crores

Biju Janata Dal- FY 2012-13 to 2014-15 (Rs in crores)				
Unknown Sources, as per the IT Returns of the Party	FY- 2012-13	FY- 2013-14	FY- 2014-15	Total
Donations/Contributions	0.206	0.215	0.39	0.81
Grand Total	Rs 0.206 crores	Rs 0.215 crores	Rs 0.39 crores	Rs 0.81 crores