

Ten Years of Election Watch in Punjab: Comprehensive Reports on Elections, Crime and Money

Summary and Highlights:

Following are the highlights that emerge from the analysis carried out by Association for Democratic Reforms (ADR) and Punjab Election Watch (PEW):-

- **Total number of candidates analysed:** A total of 2074 candidates who have contested either Parliamentary or State assembly elections since 2006 from Punjab have been analyzed by ADR and PEW.
- **Total number of MPs/MLAs analysed:** A total of 266 MPs/MLAs who have held seats either in the Parliamentary or State assembly elections since 2006 from Punjab have been analyzed by ADR and PEW.

Criminal:

- **Candidates with criminal cases:** A total of 227 out of these 2074 (11%) candidates have declared criminal cases against themselves.
- **Candidates with serious criminal cases:** 100 (5%) out of the 2074 candidates analyzed have declared serious criminal cases against themselves.
- **MPs/MLAs with criminal cases:** Out of 266 MPs/MLAs analyzed since 2006, 45 or 17% have declared criminal cases against themselves and 15 or 6% have serious criminal charges. SAD has 19%, INC has 18%, BJP has 9% and 25 % Independent MPs/MLAs with serious criminal charges.

Financial:

- **Average assets of candidates who have contested elections:** The average assets of all candidates (2074) analyzed since 2006 is Rs.2.78 crores.
- **Average assets of MPs/MLAs:** The average assets of all MPs/MLAs (266) analyzed since 2006 is Rs.8.41 crores.

Data in this Kit is presented in good faith, with an intention to inform voters. Candidates affidavits obtained from the ECI website (www.eci.nic.in) with nomination papers is the source of this analysis.

Website:- www.adrindia.org, www.myneta.info

Correlation between criminal cases and financial status:

Analysis of the data has revealed that money power and muscle power have a large bearing on the outcome of the election results.

- **Average assets of MP/MLAs with criminal cases:** The average assets of 45 MPs/MLAs (analyzed since 2006) with criminal cases is Rs.14.04 crores and for 15 MPs/MLAs with serious criminal charges has been Rs.22.48 crores.

	No. of Candidates Analyzed	No. of MPs/MLAs Analyzed	No. of MPs/MLAs with criminal cases	No. of MPs/MLAs with Serious Charges
Total	2074	266	45	15
Average Assets	Rs.2.78 Crores	Rs.8.41 Crores	Rs.14.04 Crores	Rs.22.48 Crores.

Table: Candidates/MPs/MLAs and Average assets

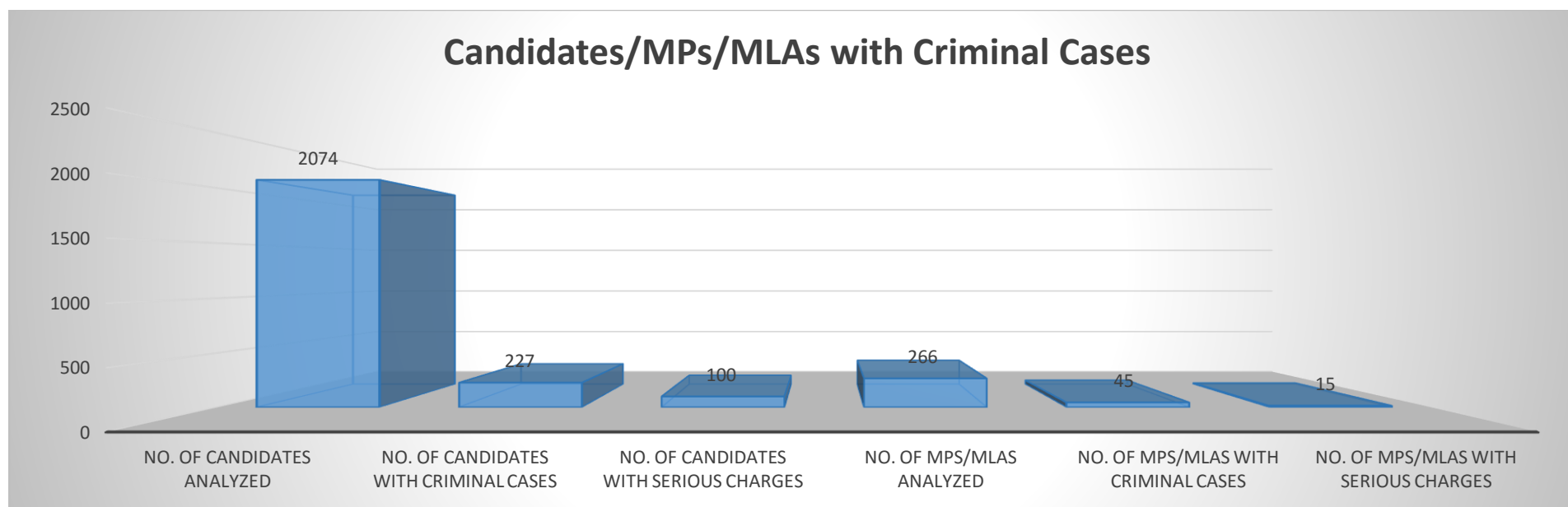


Figure: Candidates/MPs/MLAs with declared Criminal Cases

Data in this Kit is presented in good faith, with an intention to inform voters. Candidates affidavits obtained from the ECI website (www.eci.nic.in) with nomination papers is the source of this analysis.

Website:- www.adrindia.org, www.myneta.info

Party wise analysis of all candidates analysed since 2006:

Criminal:

- **Party wise candidates who have declared criminal cases:** 49(23%) out of 213 candidates who have contested on SAD tickets since 2006 have declared criminal cases against themselves. 39 (15%) out of 264 candidates who have contested on INC tickets since 2006, 5 (10%) out of 52 BJP candidates, 24 (10%) out of 241 BSP candidates, 3 (7%) out of 43 CPI candidates and 69 (9%) out of 745 Independent candidates have declared criminal cases.
- **Party wise candidates who have declared serious criminal cases:** 16 (8%) out of 213 candidates who have contested on SAD tickets since 2006 have declared serious criminal cases against themselves. 13 (5%) out of 264 candidates on INC tickets since 2006, 1 (2%) out of 52 BJP candidates, 10 (4%) out of 242 BSP candidates, 1 (2%) out of 43 CPI candidates and 40 (5%) out of 745 Independent candidates have declared serious criminal cases.
- **Party wise MPs/MLAs who have declared criminal cases:** 22 (19%) out of 118 MPs/MLAs elected on SAD tickets since 2006 have declared criminal cases against themselves. 18 (18%) out of 101 MPs/MLAs elected on INC tickets since 2006, 3 (9%) out of 35 BJP MPs/MLAs and 2 (25%) out of 8 Independent MPs/MLAs have declared criminal cases.
- **Party wise MPs/MLAs who have declared serious criminal cases:** 8 (7%) out of 118 MPs/MLAs elected on SAD tickets since 2006 have declared serious criminal cases against themselves. 6 (6%) out of 101 MPs/MLAs elected on INC tickets since 2006 and 1 (3%) out of 35 BJP MPs/MLAs have declared serious criminal cases.

Financial:

- **Party wise average assets of candidates:** Among the national parties, since 2006, average assets of 264 candidates from INC is Rs. 8.35 crores while 52 BJP candidates have declared average assets of Rs.8.55 crores. Among the regional parties of Punjab average assets of 213 SAD candidates is Rs.7.45 crores and average assets of 14 AAP candidates is Rs.3.81 crores

- **Party wise average assets of MPs/MLAs:** Among the national parties, since 2006 average assets of 101 MPs/MLAs from INC is Rs.11.01 crores while 35 BJP MPs/MLAs have average assets of Rs.5.18 crores. Among the regional parties of Punjab average assets of 118 SAD MPs/MLAs is Rs. 7.62 crores and average assets of 4 AAP MPs/MLAs is Rs. 3.24 crores.

The table below provides a party wise analysis of candidates with declared criminal cases:

Party	No. of Candidates Analyzed	No. of Candidates with Criminal Cases	% of Candidates with Criminal Cases	No. of Candidates with Serious Criminal Charges	% of Candidates with Serious Criminal Charges	No. of MPs/MLAs Analyzed	MPs/MLAs with criminal cases	% MPs/MLAs with Criminal Case	MPs/MLAs with Serious Criminal Charges	% MPs/MLAs with Serious Criminal Charges	Average Assets of Candidates (Rs.)	Average Assets of MPs/MLAs (Rs.)	Average Assets of MPs/MLAs with Criminal Cases (Rs.)	Average Assets of MPs/MLAs with Serious Criminal Charges (Rs.)
SAD	213	49	23%	16	8	118	22	19%	8	7%	7.45 crores	7.62 crores	12.33 crores	24.27 crores
INC	264	39	15%	13	5%	101	18	18%	6	6%	8.35 crore	11.01 crores	18.22 crores	21.41 crores
BJP	52	5	10%	1	2%	35	3	9%	1	3%	8.55 crores	5.18 crores	6.17 crores	14.50 crores
CPI	43	3	7%	1	2%	0	0	0%	0	0%	87.46 lakhs	-	-	-
AAP	14	0	0%	0	0%	4	0	0%	0	0%	3.81 crore	3.24 crore	-	-
BSP	242	24	10%	10	4%	0	0	0%	0	0%	69.16 lakhs	-	-	-
IND	745	69	9%	40	5%	8	2	25%	0	0%	97.32 lakhs	3.75 crore	7.04 crore	-
Others	501	38	8%	19	4%	0	0	0%	0	0%	1.09 crore	-	-	-
Grand total	2074	227	11%	100	5%	266	45	17%	15	6%	2.78 crore	8.41 crores	14.04 crores	22.48 crores

Table: Party wise analysis of candidates with declared criminal cases

Data in this Kit is presented in good faith, with an intention to inform voters. Candidates affidavits obtained from the ECI website (www.eci.nic.in) with nomination papers is the source of this analysis.

Website:- www.adrindia.org, www.myneta.info

Correlation between criminal cases declared by candidates and their chances of winning:

Note:

$$\text{Chances of Winning for Candidates with Criminal Records} = \frac{\text{Winners with Criminal Record}}{\text{Total Number of Winners}}$$

$$\text{Chances of Winning for Candidates with Clean Records} = \frac{\text{Winners with Clean Record}}{\text{Total Number of Winners}}$$

- **Total candidates with clean records:** Out of 2074 candidates analyzed since 2006, 1847 candidates have not declared any criminal cases, whereas 227 candidates declared criminal cases against themselves.
- **Total MPs/MLAs with clean records:** Out of the 266 MPs/MLAs analyzed since 2006, there have been 221 MPs/MLAs who have not declared any criminal cases, whereas 45 MPs/MLAs have declared criminal cases against themselves.
- **Chances of winning election with clean record:** There are only 83% chances of winning an election for those with a clean record. (Chances of winning with clean record = No. of winners with clean record/Total No. of winners)
- **Chances of winning election with criminal records:** There is a 17% chances of winning an election for those with criminal records. (Chances of winning with criminal record = Total No. of winners with criminal record/Total no. of winners)

The table below provides party wise analysis of clean candidates with candidates who have declared criminal cases:

Party	No. of Candidates Analyzed	No. of Candidates with Criminal Cases	No. of Candidates with Serious Criminal Charges	No. of MPs/MLAs Analyzed	MPs/MLAs with criminal cases	MPs/MLAs with Serious Criminal Charges	Candidates with Clean Records	MPs/MLAs with Clean Records	% Chances of winning with clean record (No. of winners with clean record/Total number of winners)	% Chances of winning with criminal record (No. of winners with criminal record/Total number of Winners)
SAD	213	49	16	118	22	8	164	96	81%	19%
INC	264	39	13	101	18	6	225	83	82%	18%
BJP	52	5	1	35	3	1	47	32	91%	9%
CPI	43	3	1	0	0	0	40	0	0%	0%
AAP	14	0	0	4	0	0	14	4	100%	0%
BSP	242	24	10	0	0	0	218	0	0%	0%
IND	745	69	40	8	2	0	676	6	75%	25%
Others	501	38	19	0	0	0	463	0	0%	0%
Grand total	2074	227	100	266	45	15	1847	221	83%	17%

Table: Party wise analysis of clean candidates with candidates who have declared criminal cases

Correlation between education and criminal cases:

- **Candidates who are graduates (or above) and have declared criminal cases:** 650 out of 2074 candidates who have contested elections since 2006 (or 31% of the candidates analyzed) have a graduate degree or above. 85 or 13% of the candidates with graduate or above degrees have declared criminal cases. 32 or 5% of the candidates with graduate or above degrees have declared serious criminal charges.
- **Candidates who are 12th pass (or below) and have criminal cases:** 1424 out of 2074 candidates who have contested elections since 2006 (or 69% of the candidates analyzed) are 12th Pass and below. 142 or 10% of the candidates who are 12th Pass and below have declared criminal cases. 68 or 5% have declared serious charges.

Data in this Kit is presented in good faith, with an intention to inform voters. Candidates affidavits obtained from the ECI website (www.eci.nic.in) with nomination papers is the source of this analysis.

Website:- www.adrindia.org, www.myneta.info

- **MPs/MLAs who are graduates (or above) and have declared criminal cases:** 25 or 18% out of the 142 MPs/MLAs who have graduate degree or above have declared criminal cases and 11 or 8% have declared serious criminal charges.
- **MPs/MLAs who are 12th pass (or below) and have criminal cases:** 124 out of the total 266 MPs/MLAs analyzed since 2006 are 12th Pass and below. 20 or 16% of the 124 MPs/MLAs who are 12th Pass and below have declared criminal cases and 4 or 3% have declared serious criminal charges.

Correlation between education and financial status:

- **Average assets of candidates who are graduates and above:** The average assets of candidates analyzed who have contested elections since 2006 with graduate or above degree is Rs.5.77 crores.
- **Average assets of candidates who are 12th Pass and below:** The average assets of candidates analyzed who have contested elections since 2006, and are 12th Pass and below, is Rs.1.41 crores.
- **Average assets of MPs/MLAs who are graduates and above:** The average assets of MPs/MLAs analyzed since 2006 with graduate or above degree is Rs.9.92 crores.
- **Average assets of MPs/MLAs who are 12th Pass and below:** The average assets of MPs/MLAs analyzed since 2006, and are 12th Pass and below, is Rs.6.67 crores.

Education Qualification	No. of Candidates	No. of MPs/MLAs	No. of Candidates with criminal Charges	% Candidates with Criminal Charges	No. of Candidates with Serious Criminal Charges	% Candidates with Serious Criminal Charges	No. of MPs/MLAs with Criminal Charges	% MPs/MLAs with Criminal Charges	No. of MPs/MLAs with serious criminal Charges	% MPs/MLAs with Serious Criminal Charges	Average Assets of Candidates (Rs.)	Average Assets of MPs/MLAs (Rs.)
Graduates and above	650	142	85	13%	32	5%	25	18%	11	8%	5.77 crores	9.92 crores
12th Pass and below	1424	124	142	10%	68	5%	20	16%	4	3%	1.41 crores	6.67 crores
Grand total	2074	266	227	11%	100	5%	45	17%	15	6%	2.78 crore	8.41 crores

Analysis of graduate and Non-Graduate candidates with declared criminal cases

Data in this Kit is presented in good faith, with an intention to inform voters. Candidates affidavits obtained from the ECI website (www.eci.nic.in) with nomination papers is the source of this analysis.

Website:- www.adrindia.org, www.myneta.info

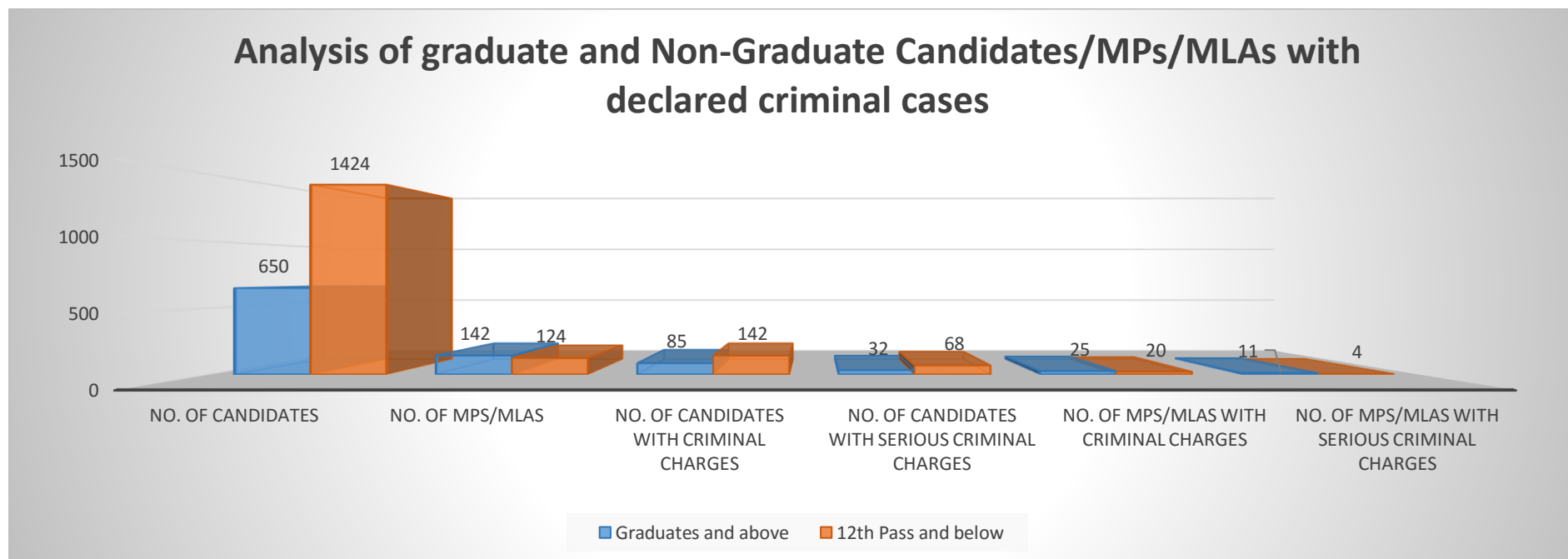


Figure: Analysis of graduate and Non-Graduate Candidates/MPs/MLAs with declared criminal cases

Gender Analysis:

- **Women candidates:** Out of the 2074 candidates analyzed (who have contested elections since 2006), only 145 or 7% are women.
- **Men/Women candidates with criminal cases:** 4 or 3% of the 145 women candidates who have contested in elections since 2006 have declared criminal cases and 2 or 1% declared serious charges. 223 or 12% of the 1929 men candidates declared criminal cases and 98 or 5% declared serious criminal charges.
- **Women MLAs with criminal cases:** 2 (7%) out of 28 women MPs/MLAs (who have been elected in elections since 2006), have declared criminal case and 1 (4%) have declared serious criminal charges

Data in this Kit is presented in good faith, with an intention to inform voters. Candidates affidavits obtained from the ECI website (www.eci.nic.in) with nomination papers is the source of this analysis.

Website:- www.adrindia.org, www.myneta.info

- **Average assets of Men/Women candidates:** The average assets of male candidates who have contested elections since 2006 is Rs. 2.45 crores and the average asset of women candidates is Rs. 7.20 crores.
- **Average assets of Men/Women MPs/MLAs:** The average assets of men MPs/MLAs since 2006 is Rs. 7.03 crores and the average asset of women MPs/MLAs is Rs. 20.08 crores.

Gender	No. of Candidates	No. of MPs/MLAs	No. of Candidates with criminal Charges	% Candidates with Criminal Charges	No. of Candidates with serious criminal Charges	% Candidates with Serious Criminal Charges	No. of MPs/MLAs with Criminal Charges	% MPs/MLAs with Criminal Charges	No. of MPs/MLAs with serious criminal Charges	% MPs/MLAs with Serious Criminal Charges	Average Assets of Candidates (Rs.)	Average Assets of MPs/MLAs (Rs.)
Male	1929	238	223	12%	98	5%	43	18%	14	6%	2.45 crores	7.03 crores
Female	145	28	4	3%	2	1%	2	7%	1	4%	7.20 crores	20.08 crores
Grand Total	2074	266	227	11%	100	5%	45	17%	15	6%	2.78 crores	8.41 crores

Table: Gender wise analysis of criminal records and assets

Data in this Kit is presented in good faith, with an intention to inform voters. Candidates affidavits obtained from the ECI website (www.eci.nic.in) with nomination papers is the source of this analysis.

Website:- www.adrindia.org, www.myneta.info

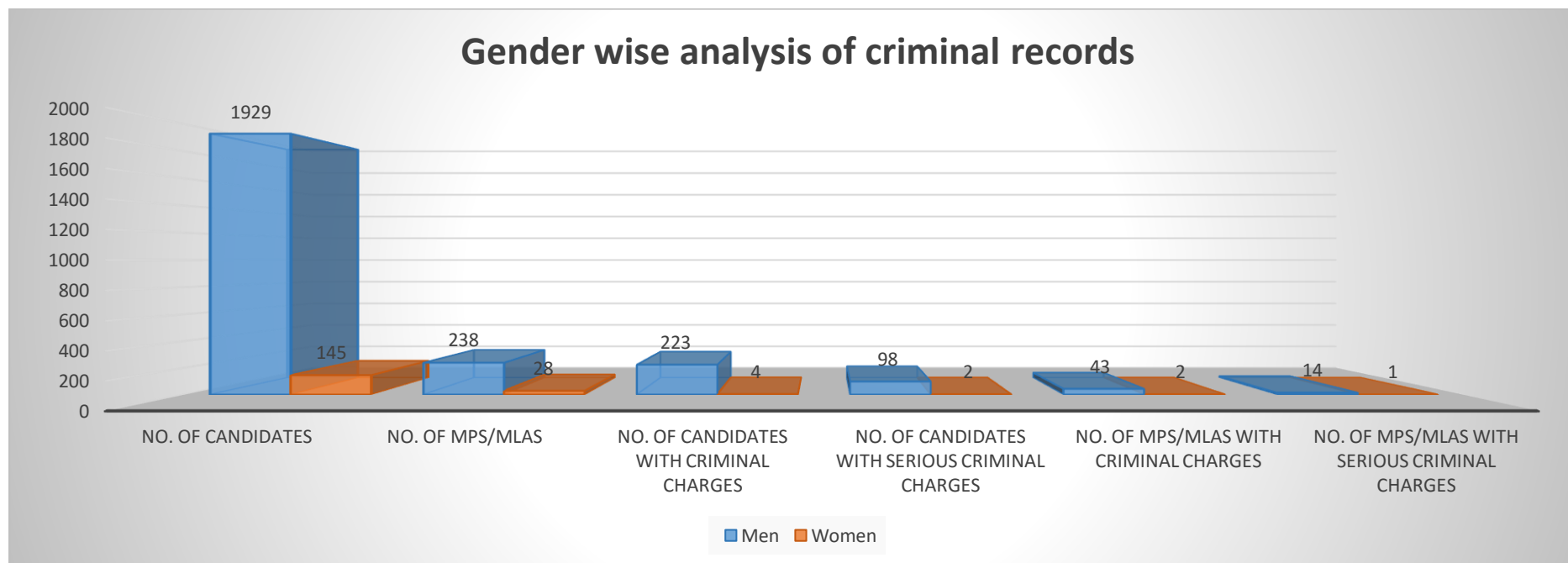


Figure: Gender wise analysis of Candidates/MPs/MLAs with criminal records

Data in this Kit is presented in good faith, with an intention to inform voters. Candidates affidavits obtained from the ECI website (www.eci.nic.in) with nomination papers is the source of this analysis.

Website:- www.adrindia.org, www.myneta.info

Contact Details

Punjab Election Watch

<p>Jaskirat Singh State Co-ordinator +91-93160-84953 jaskirats@gmail.com</p>	<p>Parvinder Singh Kittna +91 9814313162 pavikittna@gmail.com</p>
--	--

National Election Watch/Association for Democratic Reforms

<p>Media and Journalist Helpline +91 80103 94248 Email: adr@adrindia.org</p>	<p>Maj.Gen. Anil Verma (Retd) Head National Election Watch, Association for Democratic Reforms 011 4165 4200, +91 88264 79910 adr@adrindia.org, anilverma@adrindia.org</p>	<p>Prof Jagdeep Chhokar IIM Ahmedabad (Retd.) Founder Member, National Election Watch, Association for Democratic Reforms +91 99996 20944 jchhokar@gmail.com</p>	<p>Prof Trilochan Sastry IIM Bangalore Founder Member, National Election Watch, Association for Democratic Reforms +91 94483 53285 trilochans@iimb.ernet.in</p>
---	---	--	--

DISCLAIMER

All information in this report has been taken from the website of Election Commission of India (<http://affidavitarchive.nic.in/>). **ADR does not add or subtract any information, unless the EC changes the data. In particular, no unverified information from any other source is used.** While all efforts have been made to ensure that the information is in keeping with what is available in the ECI website, in case of discrepancy between information in this report and that given in the ECI website, the information available ECI website should be treated as correct. Association for Democratic Reforms, Punjab Election Watch and their volunteers are not responsible or liable for any damage arising directly or indirectly from the publication of this report.