

## Analysis of Election Expenditure Statements of MLAs Uttarakhand Assembly Elections, 2017

**According to Section 78 of the Representation of the People Act, 1951, every contesting Winner has to lodge a true copy of his election expenses within 30 days from the date of declaration of result of election, with the District Election Officer in all States and Union Territories.** Uttarakhand Election Watch and Association for Democratic Reforms (ADR) have analyzed all 70 election expenditure statements submitted after the Uttarakhand 2017 Assembly for newly elected MLAs. The expenditure limit for the Winners during the Uttarakhand Assembly elections was Rs. 28 lakhs. These election expense documents include *details of expenses on public meeting and processions, campaigning through electronic and print media, expense on campaign workers, expense on vehicles used and expense on campaign materials.*

### **Recommendations:**

1. Each Winner is required to file his election expenditure statement within 30 days of the results of the elections, the deadline in case of the Uttarakhand Assembly Elections being the 10<sup>th</sup> April, 2017. **It is recommended that the Abstract Expenditure Statement (Annexure 15) of the Winners is uploaded on the website of the CEO within 72 hours of the receipt of the statement.**
2. The deadline for filing an election petition against any Winner is 45 days after the declaration of the results. Generally, Winners submit their election expenditure statements towards the end of the 30 days given for submission of the statements. This leaves 15 days for any common citizen to file an election petition against any Winner. The deadline for filing an election petition should be increased in order to give the citizens time to scrutinize the election expenditure statements of the Winners and gather the relevant documents/proof etc. for the election petition.
3. As has been instated in the filing of affidavits during the elections, the Winners should not be allowed to keep any field blank on the Abstract Election Expenditure statement (Annexure 15) and Schedule 1 to 9. The statements must be filled in a legible format and overwriting of amounts in the statement should be discouraged.

## Table of Contents

<b>ANALYSIS OF ELECTION EXPENDITURE STATEMENTS OF MLAS UTTARAKHAND ASSEMBLY ELECTIONS, 2017</b>	<b>1</b>
<b>SUMMARY AND HIGHLIGHTS OF ELECTION EXPENSES OF MLAS FROM THE UTTARAKHAND ASSEMBLY 2017 ELECTIONS</b>	<b>3</b>
<b>SUMMARY AND HIGHLIGHTS OF FUNDS RAISED BY MLAS IN THE UTTARAKHAND ASSEMBLY 2017 ELECTIONS</b>	<b>9</b>
<b>SUMMARY AND HIGHLIGHTS OF ELECTION EXPENSES OF MINISTERS FROM THE UTTARAKHAND ASSEMBLY ELECTIONS, 2017</b>	<b>11</b>
<b>SUMMARY AND HIGHLIGHTS OF FUNDS RAISED BY MINISTERS IN THE UTTARAKHAND ASSEMBLY 2017 ELECTIONS</b>	<b>13</b>
<b>TOP 10 MLAs WITH HIGHEST DECLARED ELECTION EXPENSES IN 2017 UTTARAKHAND ASSEMBLY ELECTIONS.</b>	<b>14</b>
<b>10 LOWEST ELECTION EXPENSES DECLARED BY MLAs.....</b>	<b>15</b>
<b>PARTY-WISE AVERAGE EXPENSES DECLARED BY MLAs.....</b>	<b>16</b>
<b>AVERAGE SELF-FUNDS USED FOR ELECTION CAMPAIGN (PARTY-WISE).....</b>	<b>16</b>
<b>AVERAGE FUNDS RAISED FROM POLITICAL PARTIES (PARTY-WISE).....</b>	<b>16</b>
<b>AVERAGE FUNDS RAISED FROM OTHER SOURCES (PARTY-WISE) .....</b>	<b>17</b>
<b>PARTY-WISE AVERAGE EXPENSES ON PUBLIC MEETINGS, PROCESSIONS ETC. WITH AND WITHOUT STAR CAMPAIGNERS</b>	<b>17</b>
<b>PARTY WISE AVERAGE ELECTION EXPENSE OF MLAs ON CAMPAIGN MATERIALS .....</b>	<b>18</b>
<b>PARTY WISE AVERAGE ELECTION EXPENSE OF MLAs ON ELECTRONIC MEDIA .....</b>	<b>18</b>
<b>PARTY WISE AVERAGE ELECTION EXPENSE OF MLAs ON CAMPAIGN VEHICLES .....</b>	<b>19</b>
<b>PARTY WISE AVERAGE ELECTION EXPENSE OF MLAs ON CAMPAIGN WORKERS .....</b>	<b>19</b>
<b>ELECTION EXPENSES DECLARED BY MLAs IN UTTARAKHAND ASSEMBLY ELECTIONS, 2017: FULL DETAILS.....</b>	<b>20</b>
<b>DISCLAIMER .....</b>	<b>26</b>

## Summary and Highlights of Election Expenses of MLAs from the Uttarakhand Assembly 2017 Elections

1. **Less than 50% of the Limit:** Out of 70 MLAs analysed, **21(30%)** MLAs have declared election expenses of less than 50% of the expense limit in their constituency.
2. **Average Election Expenses:** Based on the election expense declarations of 70 MLAs from Uttarakhand Assembly, the average amount of money spent by them in the elections is **Rs 16.17 lakhs, which is 58% of the expense limit.**
3. **Party-wise Average Election Expenses:** The party wise average election expenses shows that the average spending for **57 MLAs from BJP is Rs 16.64 lakhs** (59.5% of the expense limit). For **11 MLAs from INC**, the average election expenditure is **Rs 14.33 lakhs** (51.2% of the expense limit) and for **2 independent MLAs**, the average election expenditure is **Rs 12.80 Lakhs** (45.7% of the expense limit).

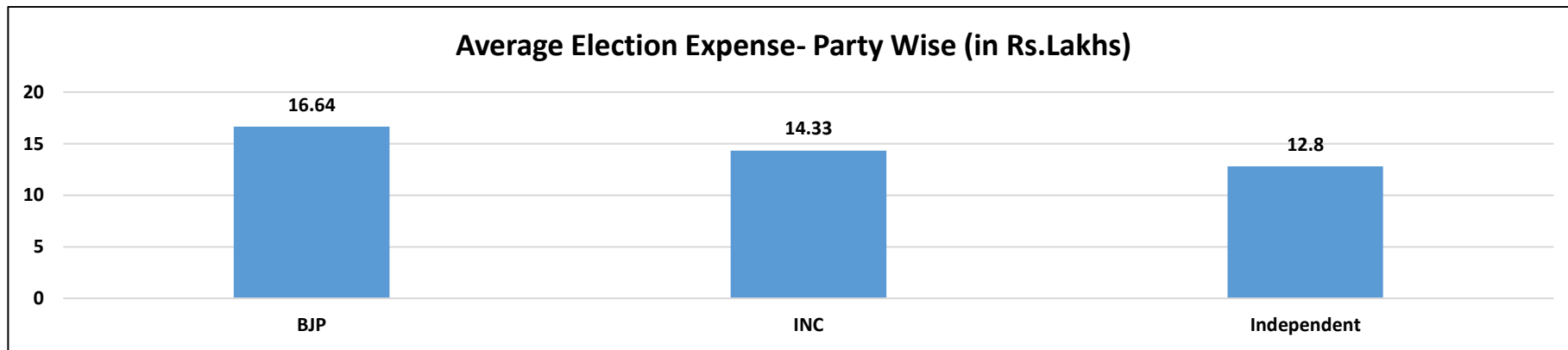
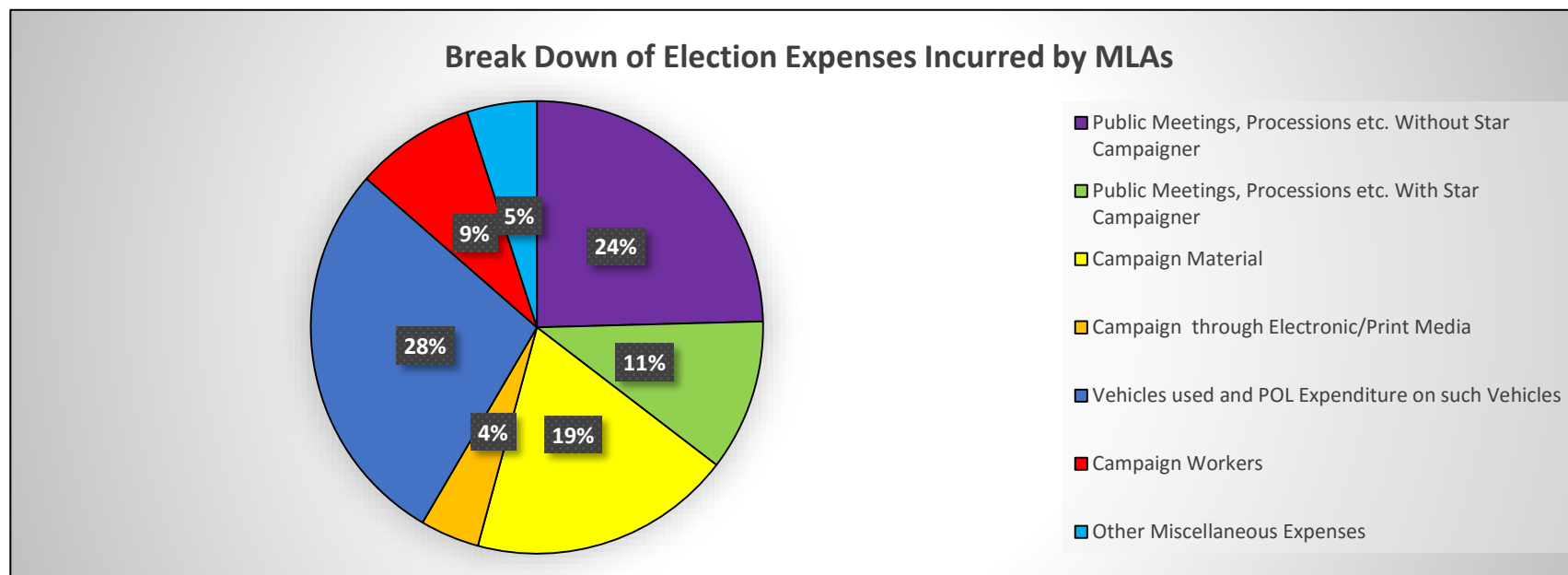


Figure 1: Party-wise Average Election Expenses (Rs. in lakhs)



**1. Top 3 MLAs with highest Election Expenses:** The details of top 3 MLAs who have declared highest election expenses are given below:

S.No.	Name	District	Constituency	Party	Expense Limit	Total expenses incurred/ authorized (Rs.)	% of limit reached
1	ARVIND PANDEY	UDHAM SINGH NAGAR	GADARPUR	BJP	28,00,000 28 Lacs+	27,62,081 27 Lacs+	99%
2	SUBODH UNIYAL	TEHRI GARHWAL	NARENDRANAGAR	BJP	28,00,000 28 Lacs+	26,65,909 26 Lacs+	95%
3	RAJKUMAR THUKRAL	UDHAM SINGH NAGAR	RUDRAPUR	BJP	28,00,000 28 Lacs+	25,12,239 25 Lacs+	90%

**Table 1: Top 3 MLAs with highest election expenditure**

Data in this Kit is presented in good faith, with an intention to inform voters. MLAs' Election Expenditure Affidavits from the CEO Website (<http://ceo.uk.gov.in/>) is the source of this analysis.  
Website:- [www.adrindia.org](http://www.adrindia.org), [www.myneta.info](http://www.myneta.info)

**2. MLAs with lowest Election Expenses:** The details of top 3 MLAs who have declared lowest election expenses are given below:

S.No.	Name	District	Constituency	Party	Expense Limit	Total expenses incurred/ authorized (Rs.)	% of limit reached
1	RAJ KUMAR	UTTARKASHI	PUROLA(SC)	INC	28,00,000 28 Lacs+	7,13,293 7 Lacs+	25%
2	MANOJ RAWAT	RUDRAPRAYAG	KEDARNATH	INC	28,00,000 28 Lacs+	8,07,803 8 Lacs+	29%
3	KHAJAN DASS	DEHRADUN	RAJPUR ROAD(SC)	BJP	28,00,000 28 Lacs+	9,05,264 9 Lacs+	32%

**Table 2: Top 3 MLAs with lowest election expenditure**

3. **Expense on Public Meeting, Rally, and Processions with Star Campaigners:** Out of the 70 MLAs analyzed, **16 (23%) MLAs** have declared that they have not spent any amount on public meetings, processions etc. with star campaigners.
4. **Expense on Campaigning through electronic/print media:** **15 (21%) MLAs** have declared that they have not spent any amount on campaigning through electronic/print media.
5. **Expense on Campaign Workers:** **12 (17%) MLAs** have declared that they have not spent any amount on campaign workers.
6. **Expense on Campaign Materials.:** **6 (8%) MLAs** have declared that they have not spent any amount on campaign materials.

**7. Party-wise average expenses on Public Meetings, Processions with Star Campaigner:**

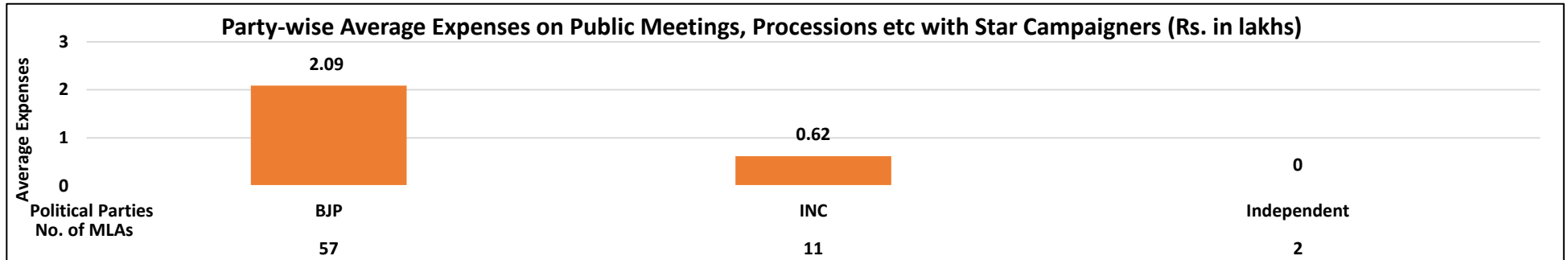


Figure 2: Party-wise Average Expenses on Public Meetings, Processions etc with Star Campaigners (Rs. in lakhs)

**8. Party-wise average expenses on Public Meetings, Processions without Star Campaigner:**

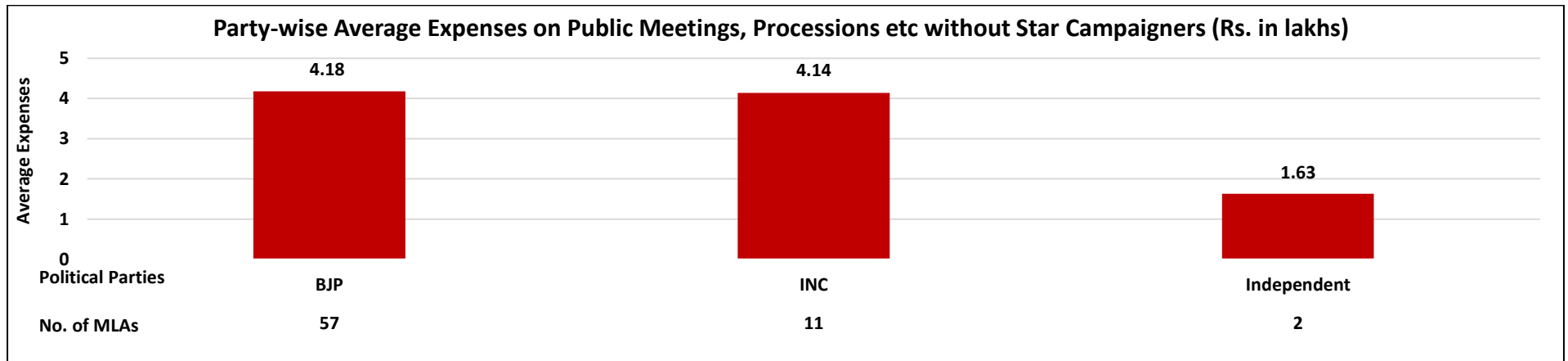


Figure 3: Party-wise Average Expenses on Public Meetings, Processions etc without Star Campaigners (Rs. in lakhs)

Data in this Kit is presented in good faith, with an intention to inform voters. MLAs' Election Expenditure Affidavits from the CEO Website (<http://ceo.uk.gov.in/>) is the source of this analysis.  
Website:- [www.adrindia.org](http://www.adrindia.org), [www.myneta.info](http://www.myneta.info)

**9. Party-wise average expenses on Campaign Materials:**

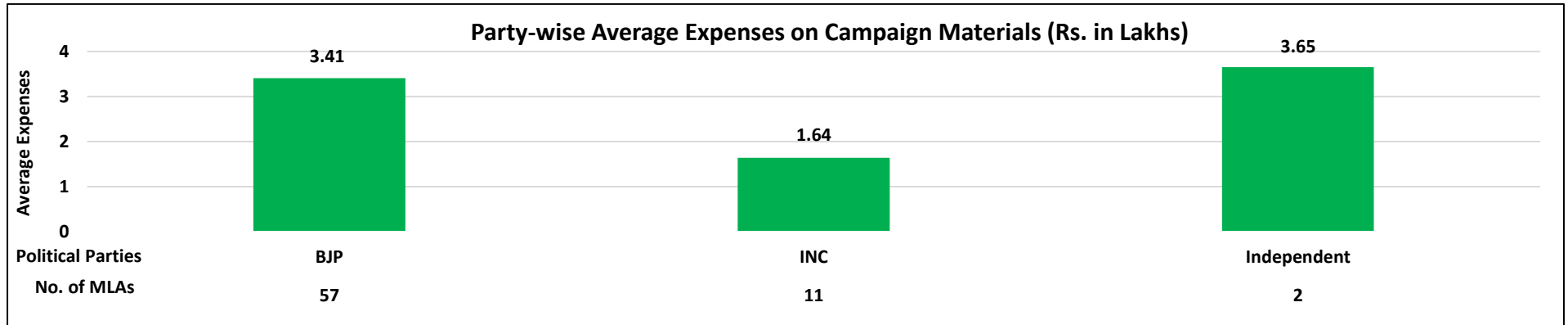


Figure 4: Party-wise Average Expenses on Campaign Materials (Rs. in lakhs)

**10. Party-wise average expenses on Electronic Media:**

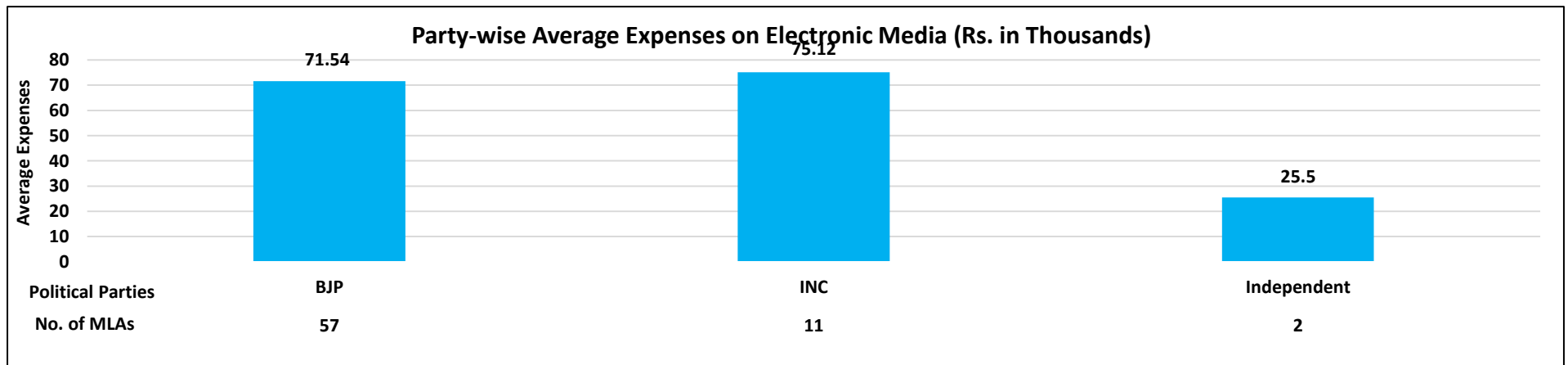


Figure 5: Party-wise Average Expenses on Electronic Media (Rs. in Thousands)

Data in this Kit is presented in good faith, with an intention to inform voters. MLAs' Election Expenditure Affidavits from the CEO Website (<http://ceo.uk.gov.in/>) is the source of this analysis.  
Website:- [www.adrindia.org](http://www.adrindia.org), [www.myneta.info](http://www.myneta.info)

**11. Party-wise average expenses on Campaign Vehicles:**

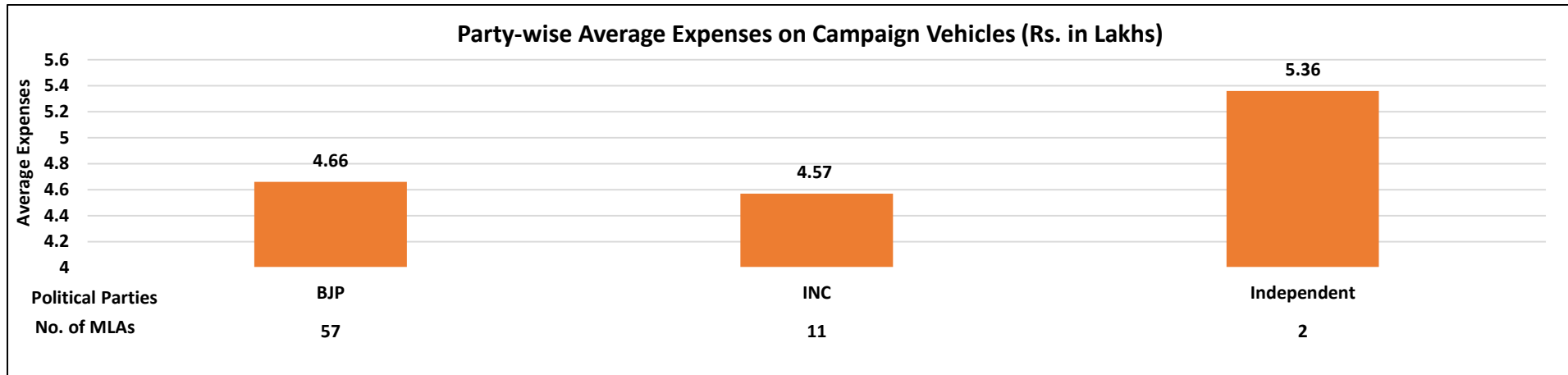


Figure 6: Party-wise Average Expenses on Campaign Vehicles (Rs. in lakhs)

**12. Party-wise average expenses on Campaign Workers:**

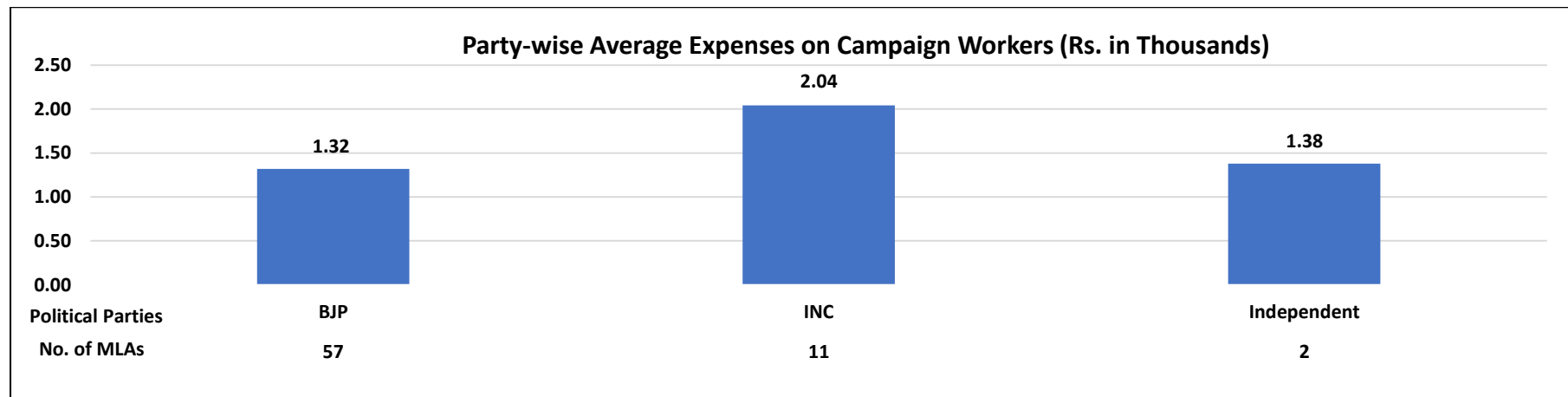


Figure 7: Party-wise Average Expenses on Campaign Workers (Rs. in thousands)

Data in this Kit is presented in good faith, with an intention to inform voters. MLAs' Election Expenditure Affidavits from the CEO Website (<http://ceo.uk.gov.in/>) is the source of this analysis.  
Website:- [www.adrindia.org](http://www.adrindia.org), [www.myneta.info](http://www.myneta.info)



## Summary and Highlights of Funds Raised by MLAs in the Uttarakhand Assembly 2017 Elections

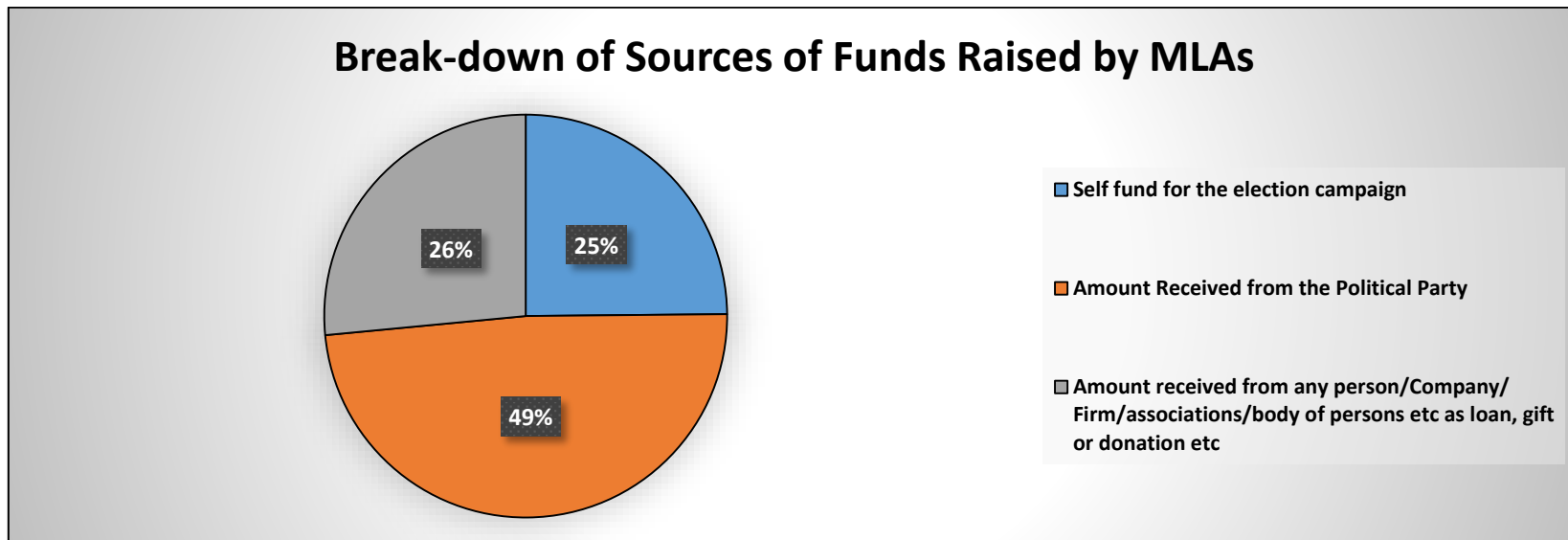


Figure 8: Percentage Break-down of Funds Raised by MLAs

1. **Percentage break-down of funds received by MLAs:** Out of the total funds received by MLAs, **49% funds were raised from political parties**, 25% were raised by MLAs themselves and 26% funds were raised from other sources.
2. **MLAs Who Raised Funds from Political Parties:** Out of the 70 MLAs analyzed, **14(20%) MLAs** have declared that **they have not received any funds from political parties**.

Data in this Kit is presented in good faith, with an intention to inform voters. MLAs' Election Expenditure Affidavits from the CEO Website (<http://ceo.uk.gov.in/>) is the source of this analysis.  
Website:- [www.adrindia.org](http://www.adrindia.org), [www.myneta.info](http://www.myneta.info)

3. **MLAs Who Raised Funds through any person/ company/ firm/ associations/ body of persons etc as loan, gift or donation etc:** Out of the 70 MLAs analyzed, **14(20%) MLAs** have declared that **they have not received any funds from any person/ company/ firm/ associations/ body of persons etc as loan, gift or donation etc.**
4. **Self-funds used for election campaign:** Out of the 70 MLAs analyzed, **7 (10%) MLAs** have declared that **they have not used any of their own funds for their election campaign.**
5. **Average funds raised from Political Parties (Party-wise):** On an average a MLA from **BJP** raised **58 %** and on an average a MLA from **INC** raised **6%** of his/her election expense funds from the political party.
6. **Average funds raised through any person/company/firm/associations/body of persons etc as loan, gift or donation etc (Party-wise):** On an average a MLA from **BJP** raised **22%** of his/her election expense funds from any person/company/firm/associations/body of persons etc. as loan, gift or donation. Similarly, a MLA from **INC** raised **48%** of his/her election expense funds, and an independent MLA raised on an average **36%** of their expense funds from any person/ company/ firm/ associations/ body of persons etc. as loan, gift or donation.

## Summary and Highlights of Election Expenses of Ministers from the Uttarakhand Assembly Elections, 2017

- Less than 50% of the Limit:** Based on the election expense declarations of all 10 Ministers analysed from Uttarakhand Assembly 2017, **none** have declared election expenses of less than 50% of the expense limit in their constituency.
- Average Election Expenditure:** Based on the election expense declarations of all 10 Ministers from Uttarakhand Assembly 2017, the **average amount of money spent** by them in the elections is about **Rs 19.21 lakhs, which is 69% of the expense limit.**
- Top 3 Ministers with highest Election Expenditure:** The details of top 3 ministers with highest election expenditure are given below:

S.No.	Name	District	Constituency	Party	Expense Limit	Total expenses incurred/ authorized (Rs.)	% of limit reached
1	ARVIND PANDEY	UDHAM SINGH NAGAR	GADARPUR	BJP	28,00,000 28 Lacs+	27,62,081 27 Lacs+	99%
2	SUBODH UNIYAL	TEHRI GARHWAL	NARENDRANAGAR	BJP	28,00,000 28 Lacs+	26,65,909 26 Lacs+	95%
3	YASHPAL ARYA	UDHAM SINGH NAGAR	BAJPUR(SC)	BJP	28,00,000 28 Lacs+	21,10,914 21 Lacs+	75%

- Top 3 Ministers with lowest Election Expenditure:** The details of top 3 ministers with lowest election expenditure are given below:

S.No.	Name	District	Constituency	Party	Expense Limit	Total expenses incurred/ authorized (Rs.)	% of limit reached
1	TRIVENDRA SINGH RAWAT	DEHRADUN	DOIWALA	BJP	28,00,000 28 Lacs+	13,90,697 13 Lacs+	50%
2	MR. MADAN KAUSHIK	HARIDWAR	HARIDWAR	BJP	28,00,000 28 Lacs+	15,64,712 15 Lacs+	56%
3	SATPAL MAHARAJ	PAURI GARHWAL	CHAUBATTAKHAL	BJP	28,00,000 28 Lacs+	16,00,325 16 Lacs+	57%

Data in this Kit is presented in good faith, with an intention to inform voters. MLAs' Election Expenditure Affidavits from the CEO Website (<http://ceo.uk.gov.in/>) is the source of this analysis.

Website:- [www.adrindia.org](http://www.adrindia.org), [www.myneta.info](http://www.myneta.info)

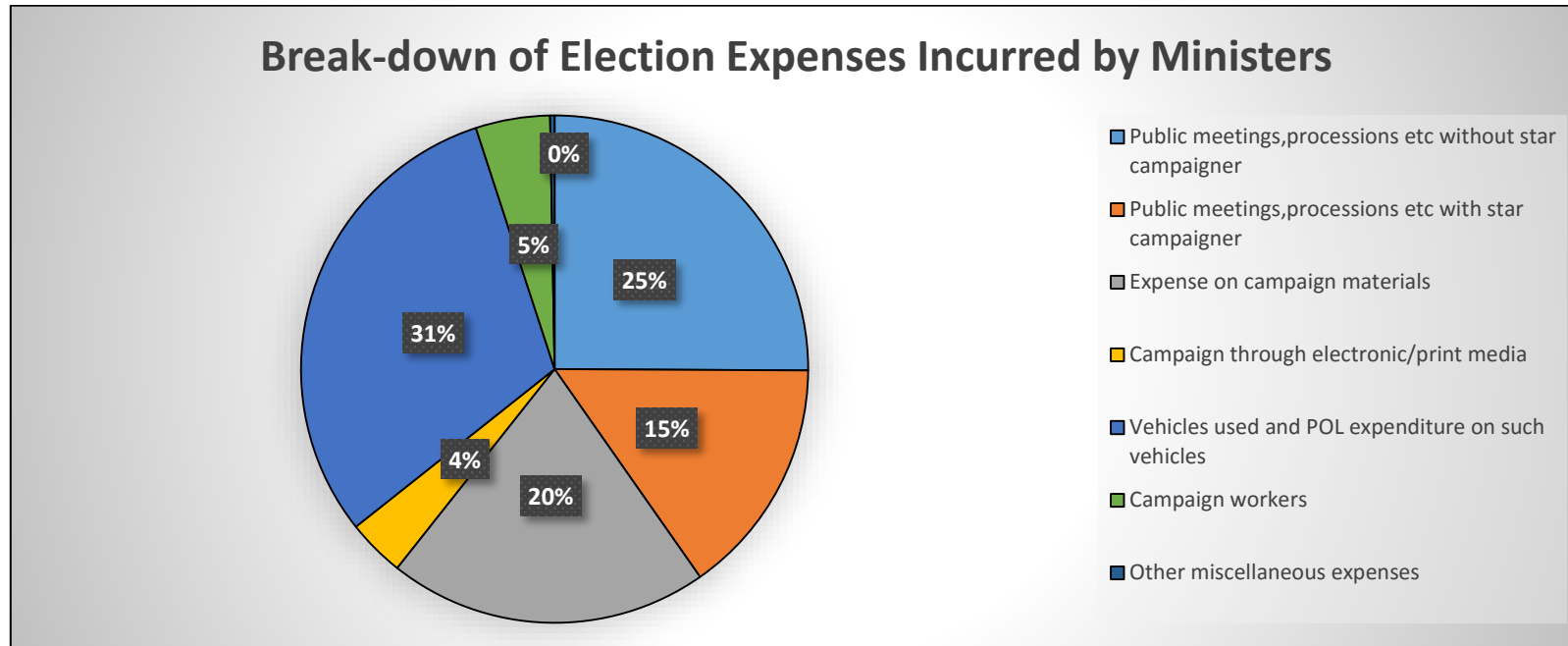


Figure 10: Break-down of Election Expenses Incurred by Ministers

1. **Expense on Public Meeting, Rally, and Processions with Star Campaigners:** None of the ministers have declared that they have not spent any amount on public meetings, processions etc with star campaigner.
2. **Expense on Campaign Workers:** 2(20%) Ministers have declared that they have not spent any amount on **campaign workers**.

## Summary and Highlights of Funds Raised by Ministers in the Uttarakhand Assembly 2017 Elections

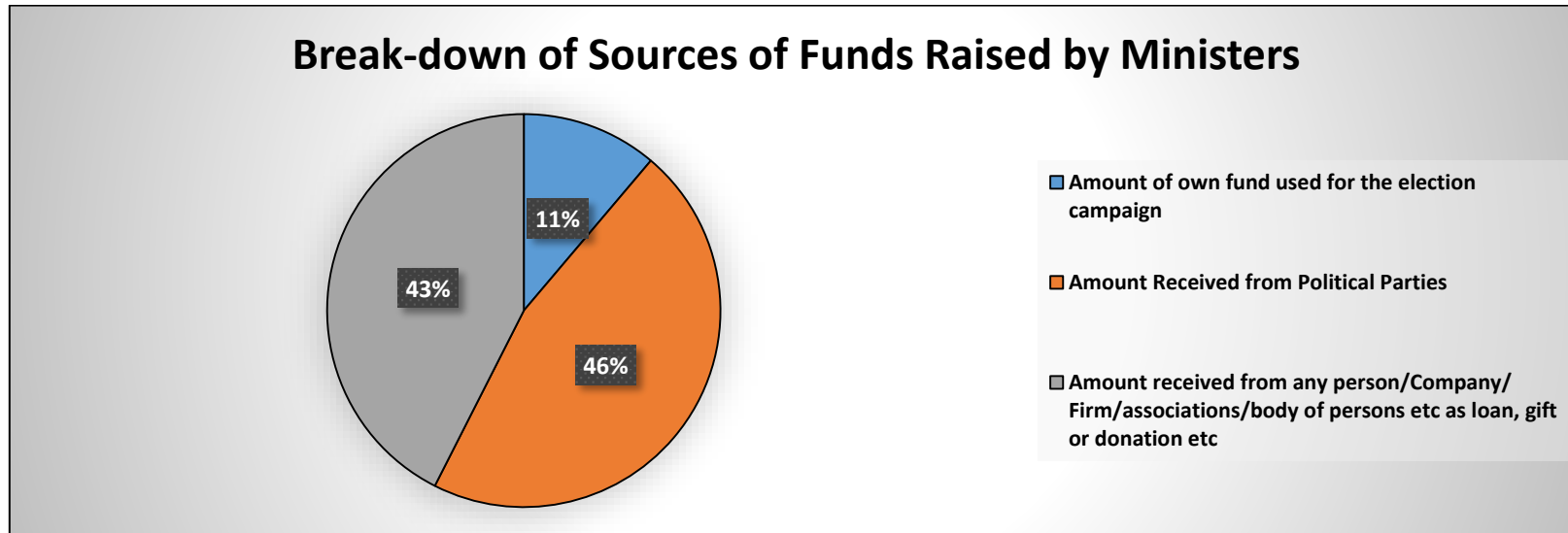


Figure 11: Percentage Break-down of Funds Raised by Ministers

1. **Percentage break-down of funds received by Ministers:** Out of the total funds received by Ministers, 46% funds were raised from political parties, 11% were raised by Ministers themselves and 43% funds were raised from other sources.
2. **Ministers Who Raised Funds from Political Party:** Out of the 10 Ministers analyzed, none of the Ministers have declared that they have not received any funds from political parties.
3. **Ministers Who Raised Funds through any person/ company/ firm/ associations/ body of persons etc as loan, gift or donation etc:** Out of the 10 Ministers analyzed, none of the Ministers have declared that they have not received any funds from any person/ company/ firm/ associations/ body of persons etc as loan, gift or donation etc.

### Top 10 MLAs with highest declared election expenses in 2017 Uttarakhand Assembly Elections

S.No.	Name	District	Constituency	Party	Expenditure incurred/authorized by Winners			Expense Limit(Rs.)	Total expenses incurred/ authorized (Rs.)	% of limit reached
					Winners/ election agent(Rs.)	By Political party (Rs.)	Any other association/ body of persons/ individual(Rs.)			
1	ARVIND PANDEY	UDHAM SINGH NAGAR	GADARPUR	BJP	17,54,061	0	10,08,020	28,00,000 28 Lacs+	27,62,081 27 Lacs+	99%
2	SUBODH UNIYAL	TEHRI GARHWAL	NARENDRANAGAR	BJP	94,255	10,00,000	15,71,654	28,00,000 28 Lacs+	26,65,909 26 Lacs+	95%
3	RAJKUMAR THUKRAL	UDHAM SINGH NAGAR	RUDRAPUR	BJP	12,30,869	3,97,800	8,83,570	28,00,000 28 Lacs+	25,12,239 25 Lacs+	90%
4	GANESH JOSHI	DEHRADUN	MUSSOORIE	BJP	22,29,200	0	1,73,400	28,00,000 28 Lacs+	24,02,600 24 Lacs+	86%
5	PUSHKAR SINGH DHAMI	UDHAM SINGH NAGAR	KHATIMA	BJP	15,69,256	8,31,224	0	28,00,000 28 Lacs+	24,00,480 24 Lacs+	86%
6	PREM SINGH	UDHAM SINGH NAGAR	NANAK MATTA(ST)	BJP	21,24,383	1,84,645	25,800	28,00,000 28 Lacs+	23,34,828 23 Lacs+	83%
7	GOVIND SINGH KUNJWAL	ALMORA	JAGESHWAR	INC	22,81,059	0	0	28,00,000 28 Lacs+	22,81,059 22 Lacs+	81%
8	DESRAJ KARANWAL	HARIDWAR	JHABRERA (SC)	BJP	19,50,183	2,89,350	0	28,00,000 28 Lacs+	22,39,533 22 Lacs+	80%
9	NAVEEN CHANDRA DUMKA	NAINITAL	LALKUWA	BJP	18,22,837	3,96,925	0	28,00,000 28 Lacs+	22,19,762 22 Lacs+	79%
10	YASHPAL ARYA	UDHAM SINGH NAGAR	BAJPUR(SC)	BJP	5,000	10,00,000	11,05,914	28,00,000 28 Lacs+	21,10,914 21 Lacs+	75%

**Table 1: Top 10 highest expenses declared by MLAs**

Data in this Kit is presented in good faith, with an intention to inform voters. MLAs' Election Expenditure Affidavits from the CEO Website (<http://ceo.uk.gov.in/>) is the source of this analysis.

Website:- [www.adrindia.org](http://www.adrindia.org), [www.myneta.info](http://www.myneta.info)

### 10 lowest election expenses declared by MLAs

S.No.	Name	District	Constituency	Party	Expenditure incurred/authorized by Winners			Expense Limit(Rs.)	Total expenses incurred/ authorized (Rs.)	% of limit reached
					Candidate/his election agent(Rs.)	Political party which setup him up(Rs.)	Any other association/ body of persons/ individual(Rs.)			
1	RAJ KUMAR	UTTARKASHI	PUROLA(SC)	INC	7,13,293	0	0	28,00,000 28 Lacs+	7,13,293 7 Lacs+	25%
2	MANOJ RAWAT	RUDRAPRAYAG	KEDARNATH	INC	8,07,803	0	0	28,00,000 28 Lacs+	8,07,803 8 Lacs+	29%
3	KHAJAN DASS	DEHRADUN	RAJPUR ROAD(SC)	BJP	9,05,264	0	0	28,00,000 28 Lacs+	9,05,264 9 Lacs+	32%
4	DALEEP SINGH RAWAT	PAURI GARHWAL	LANSDOWNE	BJP	9,92,498	0	0	28,00,000 28 Lacs+	9,92,498 9 Lacs+	35%
5	PREMCHAND AGGARWAL	DEHRADUN	RISHIKESH	BJP	10,36,781	0	0	28,00,000 28 Lacs+	10,36,781 10 Lacs+	37%
6	GOPAL SINGH RAWAT	UTTARKASHI	GANGOTRI	BJP	58,964	10,00,000	0	28,00,000 28 Lacs+	10,58,964 10 Lacs+	38%
7	ADESH SINGH	UDHAM SINGH NAGAR	JASPUR	INC	7,09,215	0	3,50,200	28,00,000 28 Lacs+	10,59,415 10 Lacs+	38%
8	KEDAR SINGH	UTTARKASHI	YAMUNOTRI	BJP	41,040	9,94,340	26,306	28,00,000 28 Lacs+	10,61,686 10 Lacs+	38%
9	YATISHWARANAND	HARIDWAR	HARIDWAR RURAL	BJP	9,49,219	1,77,784	0	28,00,000 28 Lacs+	11,27,003 11 Lacs+	40%
10	PRITAM SINGH PANWAR	TEHRI GARHWAL	DHANOLTI	IND	11,86,878	0	0	28,00,000 28 Lacs+	11,86,878 11 Lacs+	42%

**Table 2: 10 lowest election expenses declared by MLAs**

Data in this Kit is presented in good faith, with an intention to inform voters. MLAs' Election Expenditure Affidavits from the CEO Website (<http://ceo.uk.gov.in/>) is the source of this analysis.

Website:- [www.adrindia.org](http://www.adrindia.org), [www.myneta.info](http://www.myneta.info)

### Party-wise Average Expenses declared by MLAs

S.No.	Party	No. of Winners Analyzed	Average Limit (Rs.)	Average Election Expense (Rs.)	% of Average Limit
1	BJP	57	28,00,000 28 Lacs+	16,64,877 16 Lacs+	59.5 %
2	INC	11	28,00,000 28 Lacs+	14,33,356 14 Lacs+	51.2 %
3	Independent	2	28,00,000 28 Lacs+	12,80,625 12 Lacs+	45.7 %
<b>Total</b>		<b>70</b>	<b>28,00,000</b> <b>28 Lacs+</b>	<b>16,17,517</b> <b>16 Lacs+</b>	<b>58 %</b>

Table 3: Party-wise Average Expenses declared by MLAs

### Average self-funds used for Election Campaign (Party-wise)

S.No.	Party	No. of Analyzed	Average Total(Rs.)	Average Self Funds(Rs.)	% of Average Total
1	BJP	57	17,21,241.21 17 Lacs+	3,31,303.38 3 Lacs+	19.24 %
2	INC	11	16,27,724.09 16 Lacs+	7,59,982.09 7 Lacs+	46.68 %
3	Independent	2	17,11,566 17 Lacs+	11,01,015.50 11 Lacs+	64.32

Table 4: Average self-funds used for Election Campaign (Party-wise)

### Average funds raised from Political Parties (Party-wise)

S.No.	Party	No. of Analyzed	Average Total(Rs.)	Average Party Funds(Rs.)	% of Average Total
1	BJP	57	17,21,241.21 17 Lacs+	9,93,379.45 9 Lacs+	57.71 %
2	INC	11	16,27,724.09 16 Lacs+	92,036.81 92 Thou+	5.65 %
3	Independent	2	17,11,566 17 Lacs+	0	0 %

Table 5: Average funds raised from Political Parties (Party-wise)

Data in this Kit is presented in good faith, with an intention to inform voters. MLAs' Election Expenditure Affidavits from the CEO Website (<http://ceo.uk.gov.in/>) is the source of this analysis.  
Website:- [www.adrindia.org](http://www.adrindia.org), [www.myneta.info](http://www.myneta.info)



### Average funds raised from Other Sources (Party-wise)

S.No.	Party	No. of Analyzed	Average Total(Rs.)	Average Funds from other organizations and bodies(Rs.)	% of Average Total
1	BJP	57	17,21,241.21 17 Lacs+	3,80,067.14 3 Lacs+	22.08 %
2	INC	11	16,27,724.09 16 Lacs+	7,75,705.18 7 Lacs+	47.65 %
3	Independent	2	17,11,566 17 Lacs+	6,10,550.50 6 Lacs+	35.67 %

Table 6: Average funds raised from Other Sources (Party-wise)

### Party-wise Average Expenses on Public Meetings, Processions etc. with and without Star Campaigners

S.No.	Party	No. of Winners Analyzed	Average Limit (Rs.)	Average Election Expense (Rs.)	Average Expense on Meetings, Processions etc with star campaigners (Rs.)	% of Average Expense on Meetings, Processions etc with star campaigners	Average Expense on Meetings, Processions etc without star campaigners (Rs.)	% of Average Expense on Meetings, Processions etc. without star campaigners
1	BJP	57	28,00,000 28 Lacs+	16,64,877 16 Lacs+	2,09,986 2 Lacs+	12.6 %	4,18,875 4 Lacs+	25.2 %
2	INC	11	28,00,000 28 Lacs+	14,33,356 14 Lacs+	62,876 62 Thou+	4.4 %	4,14,018 4 Lacs+	28.9 %
3	Independent	2	28,00,000 28 Lacs+	12,80,625 12 Lacs+	0	0 %	1,63,744 1 Lacs+	12.8 %
<b>Total</b>		<b>70</b>	<b>28,00,000 28 Lacs+</b>	<b>16,17,517 16 Lacs+</b>	<b>1,80,869 1 Lacs+</b>	<b>11 %</b>	<b>4,10,822 4 Lacs+</b>	<b>25 %</b>

Table 7: Party-wise Average Expenses on Public Meetings, Processions etc. with and without Star Campaigners

Data in this Kit is presented in good faith, with an intention to inform voters. MLAs' Election Expenditure Affidavits from the CEO Website (<http://ceo.uk.gov.in/>) is the source of this analysis.

Website:- [www.adrindia.org](http://www.adrindia.org), [www.myneta.info](http://www.myneta.info)

### Party Wise Average Election Expense of MLAs on Campaign Materials

S.No.	Party	No. of Winners Analyzed	Average Limit (Rs.)	Average Election Expense (Rs.)	Average Expense on Campaign Materials (Rs.)	% of Average Expense on Campaign Materials
1	BJP	57	28,00,000 28 Lacs+	16,64,877 16 Lacs+	3,41,255 3 Lacs+	20.5 %
2	INC	11	28,00,000 28 Lacs+	14,33,356 14 Lacs+	1,64,973 1 Lacs+	11.5 %
3	Independent	2	28,00,000 28 Lacs+	12,80,625 12 Lacs+	3,65,863 3 Lacs+	28.6 %
<b>Total</b>		<b>70</b>	<b>28,00,000</b> <b>28 Lacs+</b>	<b>16,17,517</b> <b>16 Lacs+</b>	<b>3,14,257</b> <b>3 Lacs+</b>	<b>19 %</b>

Table 8: Party-wise Average Election Expense of MLAs on Campaign Materials

### Party Wise Average Election Expense of MLAs on Electronic Media

S.No.	Party	No. of Winners Analyzed	Average Limit (Rs.)	Average Election Expense (Rs.)	Average Expense on Electronic Media (Rs.)	% of Average Expense on Electronic Media
1	BJP	57	28,00,000 28 Lacs+	16,64,877 16 Lacs+	71,540 71 Thou+	4.3 %
2	INC	11	28,00,000 28 Lacs+	14,33,356 14 Lacs+	75,122 75 Thou+	5.2 %
3	IND	2	28,00,000 28 Lacs+	12,80,625 12 Lacs+	25,500 25 Thou+	2 %
<b>Total</b>		<b>70</b>	<b>28,00,000</b> <b>28 Lacs+</b>	<b>16,17,517</b> <b>16 Lacs+</b>	<b>70,787</b> <b>70 Thou+</b>	<b>4 %</b>

Table 9: Party-wise Average Election Expense of MLAs on Electronic Media

Data in this Kit is presented in good faith, with an intention to inform voters. MLAs' Election Expenditure Affidavits from the CEO Website (<http://ceo.uk.gov.in/>) is the source of this analysis.

Website:- [www.adrindia.org](http://www.adrindia.org), [www.myneta.info](http://www.myneta.info)

### Party Wise Average Election Expense of MLAs on Campaign Vehicles

S.No.	Party	No. of Winners Analyzed	Average Limit (Rs.)	Average Election Expense (Rs.)	Average Expense on Campaign Vehicles (Rs.)	% of Average Expense on Campaign Vehicles
1	BJP	57	28,00,000 28 Lacs+	16,64,877 16 Lacs+	4,66,954 4 Lacs+	28 %
2	INC	11	28,00,000 28 Lacs+	14,33,356 14 Lacs+	4,57,648 4 Lacs+	31.9 %
3	IND	2	28,00,000 28 Lacs+	12,80,625 12 Lacs+	5,36,946 5 Lacs+	41.9 %
<b>Total</b>		<b>70</b>	<b>28,00,000</b> <b>28 Lacs+</b>	<b>16,17,517</b> <b>16 Lacs+</b>	<b>4,67,491</b> <b>4 Lacs+</b>	<b>29 %</b>

Table 10: Party-wise Average Election Expense of MLAs on Campaign Vehicles

### Party Wise Average Election Expense of MLAs on Campaign Workers

S.No.	Party	No. of Winners Analyzed	Average Limit (Rs.)	Average Election Expense (Rs.)	Average Expense on Campaign Workers (Rs.)	% of Average Expense on Campaign Workers
1	BJP	57	28,00,000 28 Lacs+	16,64,877 16 Lacs+	1,32,121 1 Lacs+	7.9 %
2	INC	11	28,00,000 28 Lacs+	14,33,356 14 Lacs+	2,04,711 2 Lacs+	14.3 %
3	IND	2	28,00,000 28 Lacs+	12,80,625 12 Lacs+	1,38,046 1 Lacs+	10.8 %
<b>Total</b>		<b>70</b>	<b>28,00,000</b> <b>28 Lacs+</b>	<b>16,17,517</b> <b>16 Lacs+</b>	<b>1,43,697</b> <b>1 Lacs+</b>	<b>9 %</b>

Table 11: Party-wise Average Election Expense of MLAs on Campaign Workers

### Election expenses declared by MLAs in Uttarakhand Assembly Elections, 2017: Full Details

S.No.	Name	District	Constituency	Party	Expenditure incurred/authorized by Winners			Expense Limit(Rs.)	Total expenses incurred/ authorized (Rs.)	% of limit reached
					Winners/ election agent(Rs.)	By Political party (Rs.)	Any other association/ body of persons/ individual(Rs.)			
1	ARVIND PANDEY	UDHAM SINGH NAGAR	GADARPUR	BJP	17,54,061	0	10,08,020	28,00,000 28 Lacs+	27,62,081 27 Lacs+	99%
2	SUBODH UNIYAL	TEHRI GARHWAL	NARENDRANAGAR	BJP	94,255	10,00,000	15,71,654	28,00,000 28 Lacs+	26,65,909 26 Lacs+	95%
3	RAJKUMAR THUKRAL	UDHAM SINGH NAGAR	RUDRAPUR	BJP	12,30,869	3,97,800	8,83,570	28,00,000 28 Lacs+	25,12,239 25 Lacs+	90%
4	GANESH JOSHI	DEHRADUN	MUSSOORIE	BJP	22,29,200	0	1,73,400	28,00,000 28 Lacs+	24,02,600 24 Lacs+	86%
5	PUSHKAR SINGH DHAMI	UDHAM SINGH NAGAR	KHATIMA	BJP	15,69,256	8,31,224	0	28,00,000 28 Lacs+	24,00,480 24 Lacs+	86%
6	PREM SINGH	UDHAM SINGH NAGAR	NANAK MATTA(ST)	BJP	21,24,383	1,84,645	25,800	28,00,000 28 Lacs+	23,34,828 23 Lacs+	83%
7	GOVIND SINGH KUNJWAL	ALMORA	JAGESHWAR	INC	22,81,059	0	0	28,00,000 28 Lacs+	22,81,059 22 Lacs+	81%
8	DESRAJ KARANWAL	HARIDWAR	JHABRERA (SC)	BJP	19,50,183	2,89,350	0	28,00,000 28 Lacs+	22,39,533 22 Lacs+	80%
9	NAVEEN CHANDRA DUMKA	NAINITAL	LALKUWA	BJP	18,22,837	3,96,925	0	28,00,000 28 Lacs+	22,19,762 22 Lacs+	79%
10	YASHPAL ARYA	UDHAM SINGH NAGAR	BAJPUR(SC)	BJP	5,000	10,00,000	11,05,914	28,00,000 28 Lacs+	21,10,914 21 Lacs+	75%
11	MAHESH SINGH NEGI	ALMORA	DWARAHAT	BJP	20,86,968	0	0	28,00,000 28 Lacs+	20,86,965 20 Lacs+	75%
12	(DR) HARAK SINGH RAWAT	PAURI GARHWAL	KOTDWAR	BJP	18,40,149	0	2,00,000	28,00,000 28 Lacs+	20,40,149 20 Lacs+	73%
13	PRADEEP BATRA	HARIDWAR	ROORKEE	BJP	18,16,042	2,00,479	0	28,00,000 28 Lacs+	20,16,521 20 Lacs+	72%
14	HARBHAJAN SINGH CHEEMA	UDHAM SINGH NAGAR	KASHIPUR	BJP	19,80,413	0	0	28,00,000 28 Lacs+	19,80,413 19 Lacs+	71%

Data in this Kit is presented in good faith, with an intention to inform voters. MLAs' Election Expenditure Affidavits from the CEO Website (<http://ceo.uk.gov.in/>) is the source of this analysis.

Website:- [www.adrindia.org](http://www.adrindia.org), [www.myneta.info](http://www.myneta.info)

S.No.	Name	District	Constituency	Party	Expenditure incurred/authorized by Winners			Expense Limit(Rs.)	Total expenses incurred/ authorized (Rs.)	% of limit reached
					Winners/ election agent(Rs.)	By Political party (Rs.)	Any other association/ body of persons/ individual(Rs.)			
15	SANJEEV ARYA	NAINITAL	NAINITAL(SC)	BJP	0	10,66,120	0	28,00,000 28 Lacs+	19,04,274 19 Lacs+	68%
16	BALWANT SINGH	BAGESHWAR	KAPKOTE	BJP	16,92,961	0	1,54,829	28,00,000 28 Lacs+	18,47,790 18 Lacs+	66%
17	FURKAN AHMAD	HARIDWAR	PIRANKALIYAR	INC	18,45,938	0	0	28,00,000 28 Lacs+	18,45,938 18 Lacs+	66%
18	KAILASH CHANDRA	CHAMPAWAT	CHAMPAWAT	BJP	18,39,163	0	0	28,00,000 28 Lacs+	18,39,163 18 Lacs+	66%
19	INDIRA HRIDAYESH	NAINITAL	HALDWANI	INC	12,03,481	0	5,50,148	28,00,000 28 Lacs+	17,53,629 17 Lacs+	63%
20	DIWAN SINGH BISHT	NAINITAL	RAMNAGAR	BJP	17,37,844	0	0	28,00,000 28 Lacs+	**17,37,844 17 Lacs+	62%
21	MEENA GANGOLA	PITHORAGARH	GANGOLIHAT(SC)	BJP	11,04,000	6,33,685	0	28,00,000 28 Lacs+	17,37,685 17 Lacs+	62%
22	BANSIDHAR BHAGAT	NAINITAL	KALADHUNGI	BJP	15,14,808	0	2,22,152	28,00,000 28 Lacs+	17,36,960 17 Lacs+	62%
23	REKHA ARYA	ALMORA	SOMESHWAR(SC)	BJP	16,18,111	0	0	28,00,000 28 Lacs+	17,18,311 17 Lacs+	61%
24	RITU KHANDURI BHUSHAN	PAURI GARHWAL	YAMKESHWAR	BJP	14,93,601	0	2,22,068	28,00,000 28 Lacs+	17,15,669 17 Lacs+	61%
25	DR. DHAN SINGH RAWAT	PAURI GARHWAL	SRINAGAR	BJP	10,25,887	6,05,635	80,000	28,00,000 28 Lacs+	17,11,522 17 Lacs+	61%
26	SURENDRA SINGH JEENA	ALMORA	SULT	BJP	15,35,250	0	0	28,00,000 28 Lacs+	16,91,250 16 Lacs+	60%
27	SURENDRA SINGH	CHAMOLI	KARNPRAYAG	BJP	16,90,940	0	0	28,00,000 28 Lacs+	**16,90,940 16 Lacs+	60%
28	RAGHUNATH SINGH CHAUHAN	ALMORA	ALMORA	BJP	11,07,322	5,65,070	9,370	28,00,000 28 Lacs+	16,81,762 16 Lacs+	60%
29	PRAKASH PANT	PITHORAGARH	PITHORAGARH	BJP	6,10,876	5,42,085	5,01,885	28,00,000 28 Lacs+	16,54,846 16 Lacs+	59%

Data in this Kit is presented in good faith, with an intention to inform voters. MLAs' Election Expenditure Affidavits from the CEO Website (<http://ceo.uk.gov.in/>) is the source of this analysis.

Website:- [www.adrindia.org](http://www.adrindia.org), [www.myneta.info](http://www.myneta.info)

S.No.	Name	District	Constituency	Party	Expenditure incurred/authorized by Winners			Expense Limit(Rs.)	Total expenses incurred/ authorized (Rs.)	% of limit reached
					Winners/ election agent(Rs.)	By Political party (Rs.)	Any other association/ body of persons/ individual(Rs.)			
30	KUNWAR PARNAV SINGH CHAMPION	HARIDWAR	KHANPUR	BJP	13,38,814	2,91,700	0	28,00,000 28 Lacs+	16,30,514 16 Lacs+	58%
31	VISHAN SINGH	PITHORAGARH	DIDIHAT	BJP	9,60,051	6,66,635	0	28,00,000 28 Lacs+	16,26,686 16 Lacs+	58%
32	HARISH SINGH	PITHORAGARH	DHARCHULA	INC	11,04,784	5,12,405	0	28,00,000 28 Lacs+	16,17,189 16 Lacs+	58%
33	SATPAL MAHARAJ	PAURI GARHWAL	CHAUBATTAKHAL	BJP	11,59,035	2,59,390	1,81,900	28,00,000 28 Lacs+	16,00,325 16 Lacs+	57%
34	SAURABH BAHUGUNA	UDHAM SINGH NAGAR	SITARGANJ	BJP	14,52,338	1,45,270	0	28,00,000 28 Lacs+	15,97,608 15 Lacs+	57%
35	MAMTA RAKESH	HARIDWAR	BHAGWANPUR(SC)	INC	14,39,507	1,31,176	0	28,00,000 28 Lacs+	15,70,683 15 Lacs+	56%
36	VINOD CHAMOLI	DEHRADUN	DHARAMPUR	BJP	15,70,431	0	0	28,00,000 28 Lacs+	15,70,431 15 Lacs+	56%
37	MR. MADAN KAUSHIK	HARIDWAR	HARIDWAR	BJP	6,82,970	5,69,884	3,11,858	28,00,000 28 Lacs+	15,64,712 15 Lacs+	56%
38	SURESH RATHOR	HARIDWAR	JWALAPUR (SC)	BJP	13,84,936	1,77,784	0	28,00,000 28 Lacs+	15,62,720 15 Lacs+	56%
39	RAJESH SHUKLA	UDHAM SINGH NAGAR	KICHHA	BJP	13,94,442	0	1,50,228	28,00,000 28 Lacs+	15,44,670 15 Lacs+	55%
40	MAHENDRA PRASAD	CHAMOLI	BADRINATH	BJP	5,70,901	9,49,336	0	28,00,000 28 Lacs+	15,20,237 15 Lacs+	54%
41	QAZI MOHD NIZAMUDDIN	HARIDWAR	MANGLORE	INC	15,07,595	0	0	28,00,000 28 Lacs+	15,07,595 15 Lacs+	54%
42	SHAKTI LAL SHAH	TEHRI GARHWAL	GHANSHALI(SC)	BJP	5,00,600	10,00,000	0	28,00,000 28 Lacs+	15,00,600 15 Lacs+	54%
43	MUNNA SINGH CHAUHAN	DEHRADUN	VIKASNAGAR	BJP	12,93,605	0	1,96,374	28,00,000 28 Lacs+	14,89,979 14 Lacs+	53%
44	MAGAN LAL SHAH	CHAMOLI	THARALI (SC)	BJP	3,45,100	11,03,232	0	28,00,000 28 Lacs+	**14,48,332 14 Lacs+	52%

Data in this Kit is presented in good faith, with an intention to inform voters. MLAs' Election Expenditure Affidavits from the CEO Website (<http://ceo.uk.gov.in/>) is the source of this analysis.

Website:- [www.adrindia.org](http://www.adrindia.org), [www.myneta.info](http://www.myneta.info)

S.No.	Name	District	Constituency	Party	Expenditure incurred/authorized by Winners			Expense Limit(Rs.)	Total expenses incurred/ authorized (Rs.)	% of limit reached
					Winners/ election agent(Rs.)	By Political party (Rs.)	Any other association/ body of persons/ individual(Rs.)			
45	VINOD KANDARI	TEHRI GARHWAL	DEOPRAYAG	BJP	14,47,508	0	0	28,00,000 28 Lacs+	14,47,508 14 Lacs+	52%
46	VIJAY SINGH PANWAR	TEHRI GARHWAL	PRATAPNAGAR	BJP	12,52,532	19,400	1,72,363	28,00,000 28 Lacs+	14,44,295 14 Lacs+	52%
47	PURAN SINGH FARTYAL	CHAMPAWAT	LOHAGHAT	BJP	2,82,764	10,00,000	1,54,000	28,00,000 28 Lacs+	14,36,764 14 Lacs+	51%
48	BHARAT SINGH	RUDRAPRAYAG	RUDRAPRAYAG	BJP	10,49,230	3,55,430	0	28,00,000 28 Lacs+	14,04,660 14 Lacs+	50%
49	TRIVENDRA SINGH RAWAT	DEHRADUN	DOIWALA	BJP	13,90,697	0	0	28,00,000 28 Lacs+	13,90,697 13 Lacs+	50%
50	SHRI HARBANS KAPOOR	DEHRADUN	DEHRADUN CANTT	BJP	10,09,948	90,800	2,79,789	28,00,000 28 Lacs+	13,80,537 13 Lacs+	49%
51	RAM SINGH KAIRA	NAINITAL	BHIMTAL	IND	13,74,371	0	0	28,00,000 28 Lacs+	13,74,371 13 Lacs+	49%
52	ADESH CHAUHAN	HARIDWAR	B.H.E.L. RANIPUR	BJP	9,11,037	1,77,784	2,76,579	28,00,000 28 Lacs+	13,65,400 13 Lacs+	49%
53	KARAN MAHARA	ALMORA	RANIKHET	INC	10,56,966	0	2,93,019	28,00,000 28 Lacs+	13,49,987 13 Lacs+	48%
54	MUKESH SINGH KOLI	PAURI GARHWAL	PAURI (SC)	BJP	12,98,490	0	30,000	28,00,000 28 Lacs+	13,28,490 13 Lacs+	47%
55	SAHDEV SINGH PUNDIR	DEHRADUN	SAHASPUR	BJP	10,33,708	0	2,79,803	28,00,000 28 Lacs+	13,13,511 13 Lacs+	47%
56	DHAN SINGH NEGI	TEHRI GARHWAL	TEHRI	BJP	9,94,968	79,000	2,36,430	28,00,000 28 Lacs+	13,10,398 13 Lacs+	47%
57	UMESH SHARMA KAU	DEHRADUN	RAIPUR	BJP	12,96,978	0	0	28,00,000 28 Lacs+	12,96,978 12 Lacs+	46%
58	CHANDAN RAM DASS	BAGESHWAR	BAGESHWAR(SC)	BJP	11,61,413	56,615	67,250	28,00,000 28 Lacs+	12,85,278 12 Lacs+	46%
59	PRITAM SINGH	DEHRADUN	CHAKRATA(ST)	INC	12,59,605	0	725	28,00,000 28 Lacs+	12,60,330 12 Lacs+	45%

Data in this Kit is presented in good faith, with an intention to inform voters. MLAs' Election Expenditure Affidavits from the CEO Website (<http://ceo.uk.gov.in/>) is the source of this analysis.

Website:- [www.adrindia.org](http://www.adrindia.org), [www.myneta.info](http://www.myneta.info)

S.No.	Name	District	Constituency	Party	Expenditure incurred/authorized by Winners			Expense Limit(Rs.)	Total expenses incurred/ authorized (Rs.)	% of limit reached
					Winners/ election agent(Rs.)	By Political party (Rs.)	Any other association/ body of persons/ individual(Rs.)			
60	SANJAY GUPTA	HARIDWAR	LAKSAR	BJP	8,99,727	3,14,148	198	28,00,000 28 Lacs+	12,14,073 12 Lacs+	43%
61	PRITAM SINGH PANWAR	TEHRI GARHWAL	DHANOLTI	IND	11,86,878	0	0	28,00,000 28 Lacs+	11,86,878 11 Lacs+	42%
62	YATISHWARANAND	HARIDWAR	HARIDWAR RURAL	BJP	9,49,219	1,77,784	0	28,00,000 28 Lacs+	11,27,003 11 Lacs+	40%
63	KEDAR SINGH	UTTARKASHI	YAMUNOTRI	BJP	41,040	9,94,340	26,306	28,00,000 28 Lacs+	10,61,686 10 Lacs+	38%
64	ADESH SINGH	UDHAM SINGH NAGAR	JASPUR	INC	7,09,215	0	3,50,200	28,00,000 28 Lacs+	10,59,415 10 Lacs+	38%
65	GOPAL SINGH RAWAT	UTTARKASHI	GANGOTRI	BJP	58,964	10,00,000	0	28,00,000 28 Lacs+	10,58,964 10 Lacs+	38%
66	PREMCHAND AGGARWAL	DEHRADUN	RISHIKESH	BJP	10,36,781	0	0	28,00,000 28 Lacs+	10,36,781 10 Lacs+	37%
67	DALEEP SINGH RAWAT	PAURI GARHWAL	LANSDOWNE	BJP	9,92,498	0	0	28,00,000 28 Lacs+	9,92,498 9 Lacs+	35%
68	KHAJAN DASS	DEHRADUN	RAJPUR ROAD(SC)	BJP	9,05,264	0	0	28,00,000 28 Lacs+	9,05,264 9 Lacs+	32%
69	MANOJ RAWAT	RUDRAPRAYAG	KEDARNATH	INC	8,07,803	0	0	28,00,000 28 Lacs+	8,07,803 8 Lacs+	29%
70	RAJ KUMAR	UTTARKASHI	PUROLA(SC)	INC	7,13,293	0	0	28,00,000 28 Lacs+	7,13,293 7 Lacs+	25%

Table 12: Election expenses declared by MLAs in Uttarakhand Assembly Elections, 2017: Full Details

Data in this Kit is presented in good faith, with an intention to inform voters. MLAs' Election Expenditure Affidavits from the CEO Website (<http://ceo.uk.gov.in/>) is the source of this analysis.

Website:- [www.adrindia.org](http://www.adrindia.org), [www.myneta.info](http://www.myneta.info)



## How information is disseminated?



### www.myneta.info

Provides full information of criminal cases, asset, liability and education details declared by candidates in the self sworn affidavits filed by them prior to contesting Lok Sabha and State Assembly elections.

### www.adrindia.org

Provides detailed analytical reports of Lok Sabha, state assembly, local body elections and financial reports of political parties.



Get information by SMS the users have to send **MYNETA <PINCODE> or <CONSTITUENCY>** to 56070 or 9246556070



**1800-110-440**  
Mon to Fri : 10 am to 6 pm



**Twitter:** [www.twitter.com/adrspeaks](http://www.twitter.com/adrspeaks)

**Facebook page:** [www.facebook.com/adr.new](http://www.facebook.com/adr.new)  
[www.facebook.com/myneta.info](http://www.facebook.com/myneta.info)

**You Tube:** [www.youtube.com/adrspeaks](http://www.youtube.com/adrspeaks)



#### Myneta:

The Criminal, Financial, Educational and other background information self declared by candidates in their affidavits during elections is now available on your mobile phones.

#### Election Watch Reporter :

This app enables citizens with a tool to capture violation of election related laws and the code of conduct.

Both the applications are available on Google Play Store.



Data in this Kit

Website:- [www.adrindia.org](http://www.adrindia.org), [www.myneta.info](http://www.myneta.info)

of this analysis.

## Contact Details

### Uttarakhand Election Watch

<p><b>Mr. BP Maithani</b> Coordinator +91-9012878346 <a href="mailto:maithani_56@yahoo.com">maithani_56@yahoo.com</a></p>	<p><b>Mr. Girija Pande</b> Coordinator +91-9412351759 <a href="mailto:girija.pande@gmail.com">girija.pande@gmail.com</a></p>
---	--

### **National Election Watch/Association for Democratic Reforms**

<p><b>Media and Journalist Helpline</b></p> <p>+91 80103 94248 Email: <a href="mailto:adr@adrindia.org">adr@adrindia.org</a></p>	<p><b>Maj.Gen. Anil Verma (Retd)</b> <b>Head</b> National Election Watch, Association for Democratic Reforms 011 4165 4200, +91 88264 79910 adr@adrIndia.org, <a href="mailto:anilverma@adrindia.org">anilverma@adrindia.org</a></p>	<p><b>Prof Jagdeep Chhokar</b> <b>IIM Ahmedabad (Retd.)</b> <b>Founder Member,</b> National Election Watch, Association for Democratic Reforms +91 99996 20944 jchhokar@gmail.com</p>	<p><b>Prof Trilochan Sastry</b> <b>IIM Bangalore</b> <b>Founder Member,</b> National Election Watch, Association for Democratic Reforms +91 94483 53285 trilochans@iimb.ernet.in</p>
--	--	---	--

## DISCLAIMER

All information about MLAs, in this report has been taken from the election expenditure statements filed by them and submitted to the Chief Electoral Officer, Uttarakhand. **ADR does not add or subtract any information, unless the EC changes the data. In particular, no unverified information from any other source is used.** Copies of affidavits were obtained from the CEO's website (<http://ceo.uk.gov.in/>) While all efforts have been made to ensure that the information is in keeping with what is mentioned in the election expenditure statements, in case of discrepancy between information in this report and that given in the election expenditure statements, the information reported in the election expenditure statements filed by MLAs should be treated as correct. Association for Democratic Reforms, Uttarakhand Election Watch and their volunteers are not responsible or liable for any damage arising directly or indirectly from the publication of this report.

Data in this Kit is presented in good faith, with an intention to inform voters. MLAs' Election Expenditure Affidavits from the CEO Website (<http://ceo.uk.gov.in/>) is the source of this analysis.

Website:- [www.adrindia.org](http://www.adrindia.org), [www.myneta.info](http://www.myneta.info)