

ANALYSIS OF CONTRIBUTION REPORTS OF UNRECOGNISED PARTIES – FY 2013-14 TO 2015-16

A Report by
Association for Democratic Reforms

Association for Democratic Reforms
T-95, II floor, C.L. House, Gautam Nagar
New Delhi – 110 049
Email: adr@adrindia.org; Phone: 011-4165 4200

Table of Contents

Analysis of Contribution Reports of Unrecognised Parties – FY 2013-14 to 2015-16	3
Executive Summary	3
Observations and Recommendations of ADR.....	7
Detailed Report.....	8
I. Declaration of donations by Unrecognised Parties: FY 2013-14 to 2015-16.....	8
II. State-wise declaration of donations by unrecognised parties	8
III. Unrecognised parties with the highest declared donations, state-wise.....	9
IV. Unrecognised parties which have submitted donations report for all three years	10
V. Unrecognised parties which have declared donations below Rs 20,000	12
VI. Donations declared - Unrecognised parties vs. recognised State & National Parties	14
Contacts	14
Annexure.....	15
Top 20 donors to unrecognized parties – FY 2013-14 to 2015-16	15
State-wise declaration of donations by unrecognised parties	17
Unrecognised parties with highest declared donations, state-wise	19

Analysis of Contribution Reports of Unrecognised Parties – FY 2013-14 to 2015-16

According to the [latest Gazette Notification](#) issued by the Election Commission of India (ECI) dated 13th April, 2018, there are a total of 2099 political parties registered with the Commission. **2044** or about **97%** of registered political parties are **Unrecognised Parties**. Either **newly registered parties** or those which have **not secured enough percentage of votes** in Assembly or General elections to become a state party or those which **have never contested in elections** since being registered are considered unrecognised parties.

An unrecognised party does not enjoy all the benefits that recognised parties (Regional and National Parties) do. These include:

1. No entitlement to an exclusive **allotment of a reserved election symbol** to the candidates set up by the party.
2. No eligibility for **free copies of electoral rolls**.
3. No authorization for **free broadcast/ telecast facilities** over All India Radio/ Doordarshan during Assembly and General Elections.
4. No eligibility for **subsidized land** for party offices.

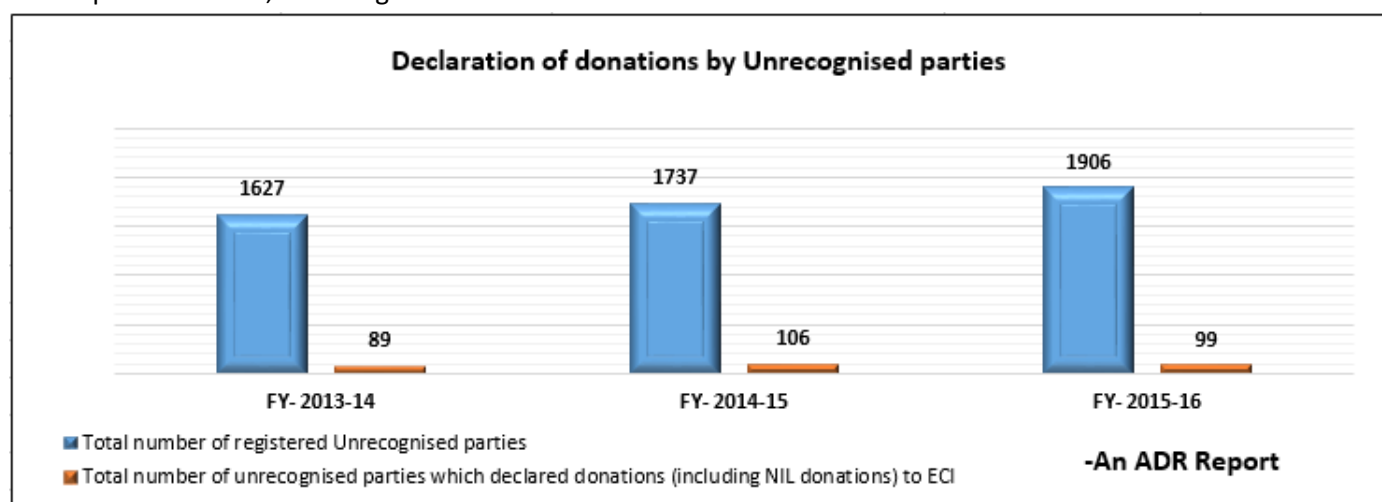
It is to be noted that political parties are **completely exempted from paying Income Tax** as long as they file their **Income Tax returns** to the IT Department and **submit details of donations** received above Rs 20,000 to the ECI, annually. Even if the parties declare that they have **not received any amount above Rs 20,000** from a single donor, they would **still enjoy tax exemption**. Thus, **political parties, once registered with the ECI, irrespective of their status of recognition, can continue to collect donations and enjoy tax exemption**, if they satisfy the above two conditions.

This report analyses the contributions reports, submitted by registered unrecognised parties between FY 2013-14 and 2015-16. For the list of political parties which have **contested in elections**, please visit the website of the ECI at: http://eci.nic.in/eci_main1/ElectionStatistics.aspx

Executive Summary

Declaration of donations by Unrecognised Parties: FY 2013-14 to 2015-16

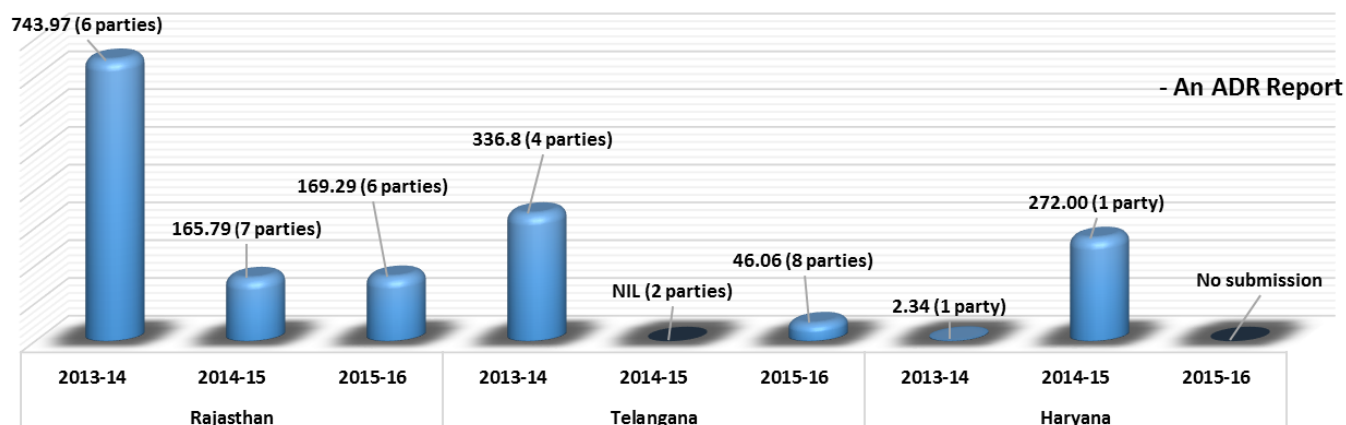
- a) For **FY 2013-14**, out of **1627** unrecognised parties **only 89 or 5%** filed their donations reports with the ECI and declared an **income of Rs 14.03 cr** from voluntary contributions.
- b) A total of **1737** parties were listed by the ECI as unrecognised parties during **FY 2014-15** out of which **only 106 or 6%** submitted their contributions statements to the ECI. Their total declared income from voluntary contributions was **Rs 6.86 cr**.
- c) **1906** parties were listed as unrecognised parties in **FY 2015-16** of which **only 99 or 5%** submitted their donations report to the ECI, declaring a total income of **Rs 4.37 cr** from donations.



State-wise declaration of donations by unrecognised parties

- Between FY 2013-14 and 2015-16, the donations details were declared by unrecognised parties from **18 States** which includes Rajasthan, Telangana, Haryana, West Bengal, Tamil Nadu and Maharashtra among others.
- Unrecognised parties of Rajasthan** declared a total of **Rs 10.79 cr** between FY 2013-14 and 2015-16, **highest among all states** followed by parties from **Telangana** with **Rs 3.82 cr** and **Haryana** with **Rs 2.74 cr**.
- It is to be noted that Unrecognised Parties from Haryana, Uttar Pradesh, Tripura, Karnataka, Bihar, Assam, Himachal Pradesh and Jammu & Kashmir **failed to submit** their donations details **for at least one** of the three years considered.

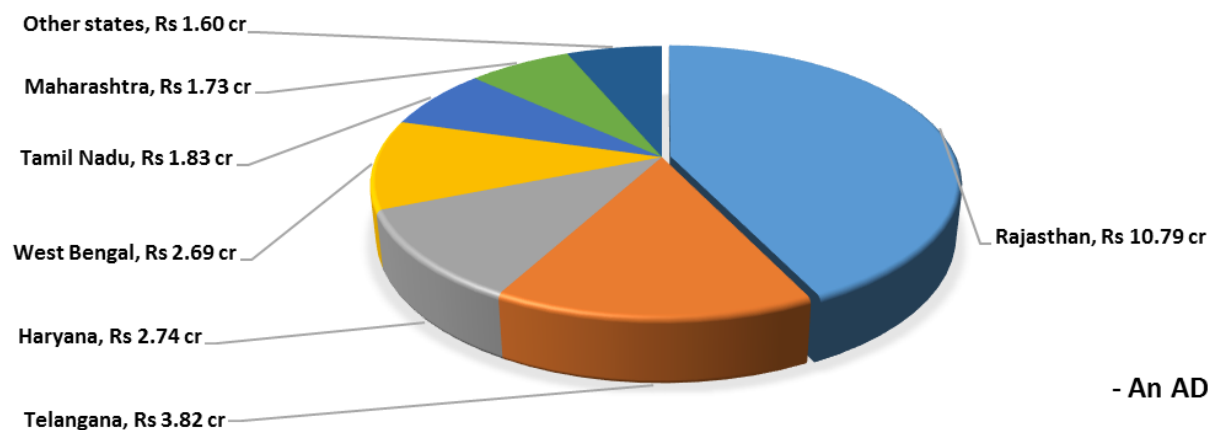
State-wise declaration of donations by Unrecognised Parties (Rs in lakhs)



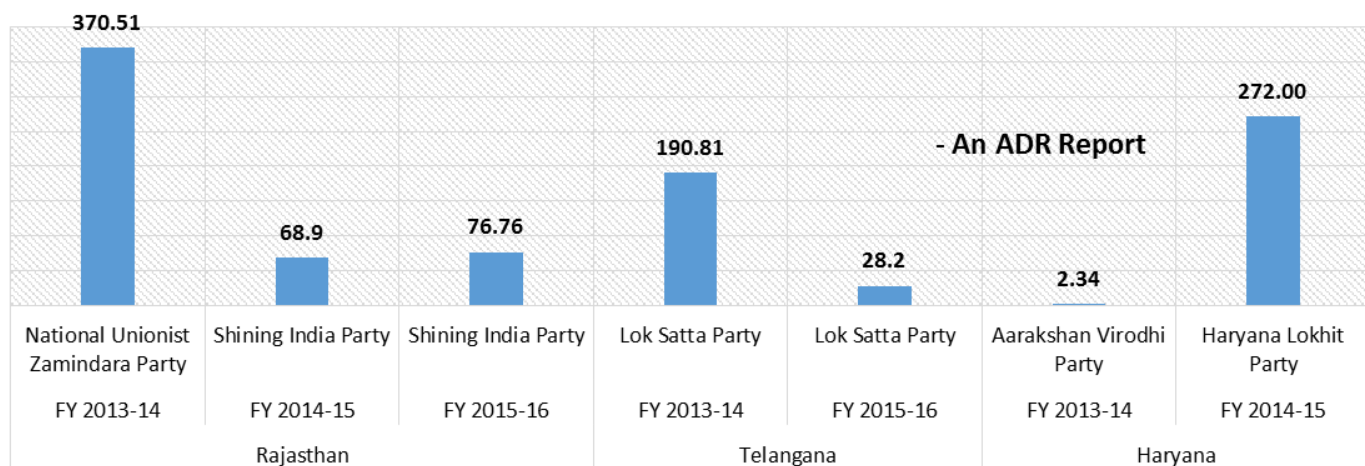
Unrecognised parties with highest declared donations, State-wise

- Among parties of **Rajasthan**, **National Unionist Zamindara Party**, declared the highest donations of **Rs 3.70 cr** during FY 2013-14 while **Shining India Party** declared the highest donations during FY 2014-15 and FY 2015-16, with **Rs 68.9 lakhs** and **Rs 76.76 lakhs** respectively.
- During FY 2013-14 and 2015-16, **Lok Satta Party** of **Telangana** declared the highest donations with **Rs 190.81 lakhs** and **Rs 28.20 lakhs** respectively. It is to be noted that 2 parties from Telangana declared **NIL** donations during FY 2014-15.
- Aarakshan Virodhi Party** of **Haryana** declared the highest donations of **Rs 2.34 lakhs** during FY 2013-14 while **Haryana Lokhit Party** declared the highest of **Rs 272 lakhs** during FY 2014-15. No unrecognised parties of Haryana declared donations during FY 2015-16.
- For details of top 20 donors to unrecognised parties, refer **Annexure**.

Total donations declared by Unrecognised Parties - State-wise, FY 2013-14 to 2015-16



Unrecognised parties with highest declared donations, State-wise (Rs in lakhs)

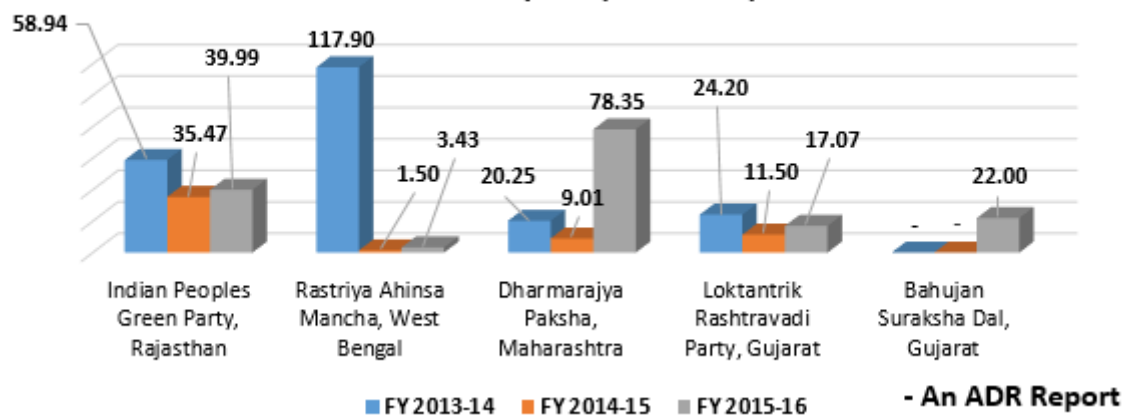


Unrecognised parties which have submitted donations report for all three years

- A total of **33** unrecognised parties submitted their donations reports for **all the three** financial Years considered for this report. These include **ten** from **Gujarat**, **six** from **West Bengal**, **four** each from **Tamil Nadu**, **Maharashtra** and **Rajasthan**, **two** from **Chhattisgarh** and **one** each from **Delhi**, **Andhra Pradesh** and **Madhya Pradesh**.
- 14** out of these 33 unrecognised parties declared **NIL** donations for **all the three** financial years. These include **six** from **Gujarat**, **two** each from **Rajasthan** and **West Bengal** and **one** each from **Andhra Pradesh**, **Chhattisgarh**, **Delhi** and **Maharashtra**.
- Top three** unrecognised parties which declared the highest total donations:

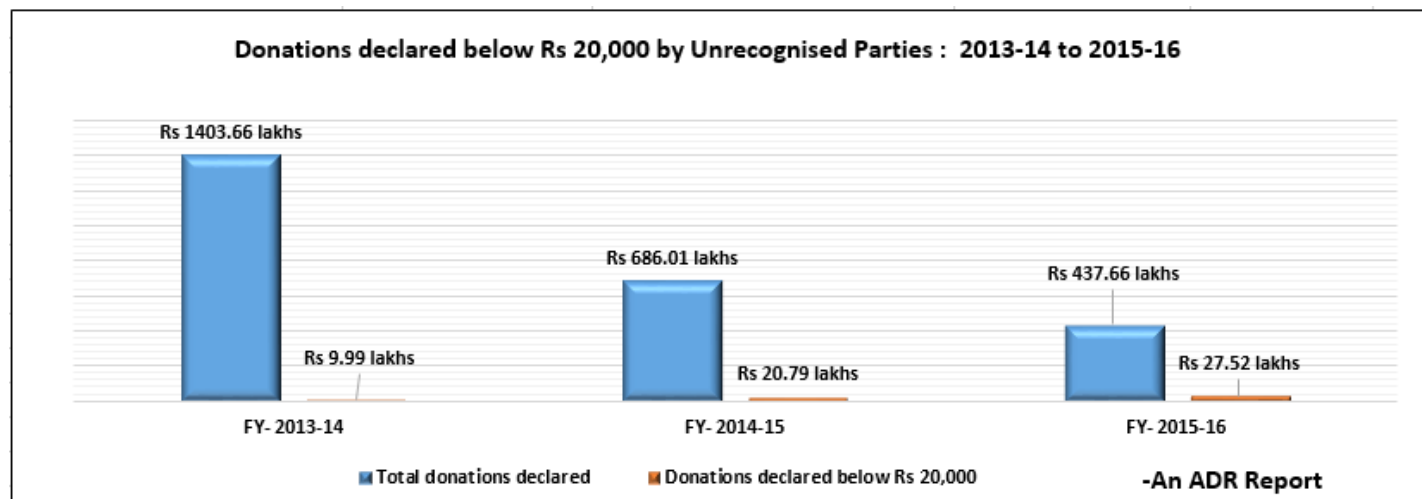
S. No.	Name of the party	State	Donations declared (Rs.)			Total donations
			FY 2013-14	FY 2014-15	FY 2015-16	
1	Indian Peoples Green Party	Rajasthan	58,94,000	35,47,000	39,99,112	1,34,40,112
2	Rastriya Ahinsa Mancha	West Bengal	1,17,90,100	1,50,200	3,43,000	1,22,83,300
3	Dharmarajya Paksha	Maharashtra	20,25,000	9,01,777	78,35,918	1,07,62,695

Top 5 Unrecognised parties which have submitted donations report for all three years (Rs in lakhs)



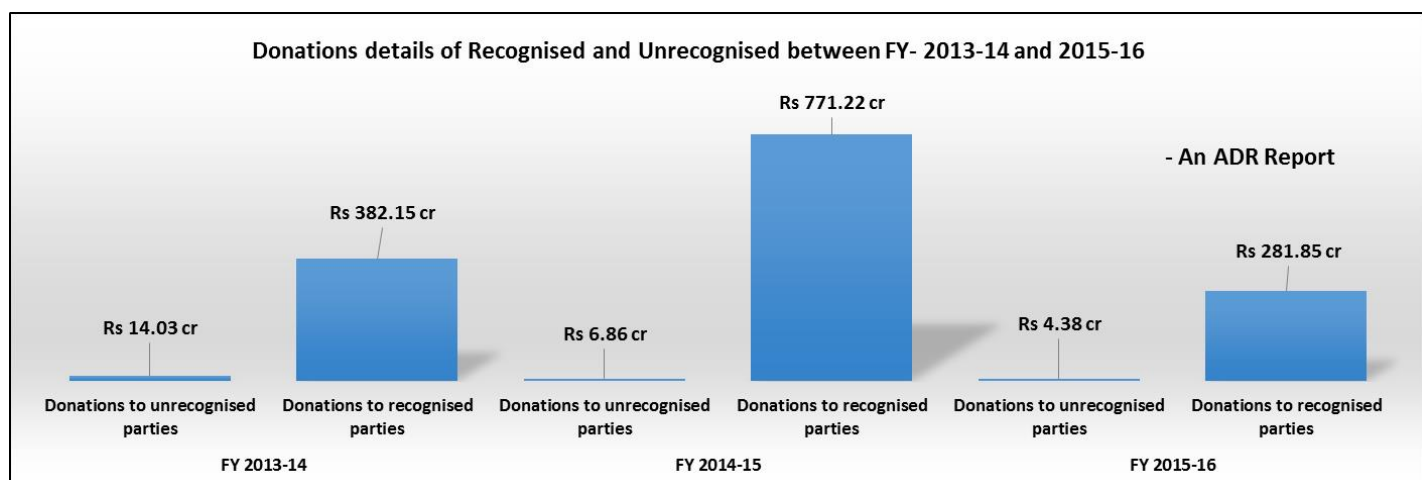
Unrecognised parties which have declared donations below Rs 20,000

- The Representation of the People Act, 1951 as well as the form to be submitted with the ECI, for donations received during financial year, requires registered political parties to declare details of voluntary contributions **above Rs 20,000**.
- 42 unrecognised parties** declared donations **below Rs 20,000** in their submission to the ECI for **at least one financial year** being considered.
- Out of **Rs 14.03 cr** declared as voluntary contributions during FY 2013-14 by unrecognised parties, **Rs 9.99 lakhs** came from donations below Rs 20,000. Similarly, **Rs 20.79 lakhs** out of **Rs 6.86 cr** during FY 2014-15 and **Rs 27.52 lakhs** out of **Rs 4.38 cr** during FY 2015-16 were donations below Rs 20,000.



Donations declared - Unrecognised parties vs. recognised State & National Parties

- During **FY 2013-14**, registered political parties declared receiving voluntary contributions of a total of **Rs 393.18 cr** out of which **recognised parties** (Regional and National Parties) declared receiving **Rs 382.15 cr** while **unrecognised parties** collected **Rs 14.03 cr**.
- Out of a total of **Rs 778.08 cr** of donations declared by registered parties during **FY 2014-15**, **Regional and National parties** collected **Rs 771.22 cr** while **unrecognised parties** declared receiving **Rs 6.86 cr**.
- While **Regional and National parties** collected **Rs 281.85 cr** during **FY 2015-16**, unrecognised parties received **Rs 4.38 cr** in donations.



Observations and Recommendations of ADR

Observations

1. Only **5%** of registered unrecognised parties **filed their contributions report** to the ECI between FY 2013-14 and 2015-16. Among the parties considered, only 33 submitted their reports for all three years.
2. Unrecognised parties from only **18 States and Union Territories** filed their contributions report **for at least one financial year** considered for this report.
3. **Unrecognised Parties** from Haryana, Uttar Pradesh, Tripura, Karnataka, Bihar, Assam, Himachal Pradesh and Jammu & Kashmir **failed to submit** their donations details **for at least one** of the three years considered.
4. There are **five unrecognised parties** which have declared receiving **donations in lakhs** in one year while declaring **NIL donations during the other two years**.
5. It is to be noted that **National Unionist Zamindara Party** of Rajasthan, which declared receiving donations amounting to **Rs 3.70 cr** during FY 2013-14, declared **voluntary contributions** amounting to **Rs 11.56 cr** during FY 2014-15 and **Rs 6 lakhs** during 2015-16 in its **audit report** but its contributions reports are not available in public domain.
6. **42 unrecognised parties** declared donations **below Rs 20,000** in their submission to the ECI for **at least one financial year** being considered.

Recommendations

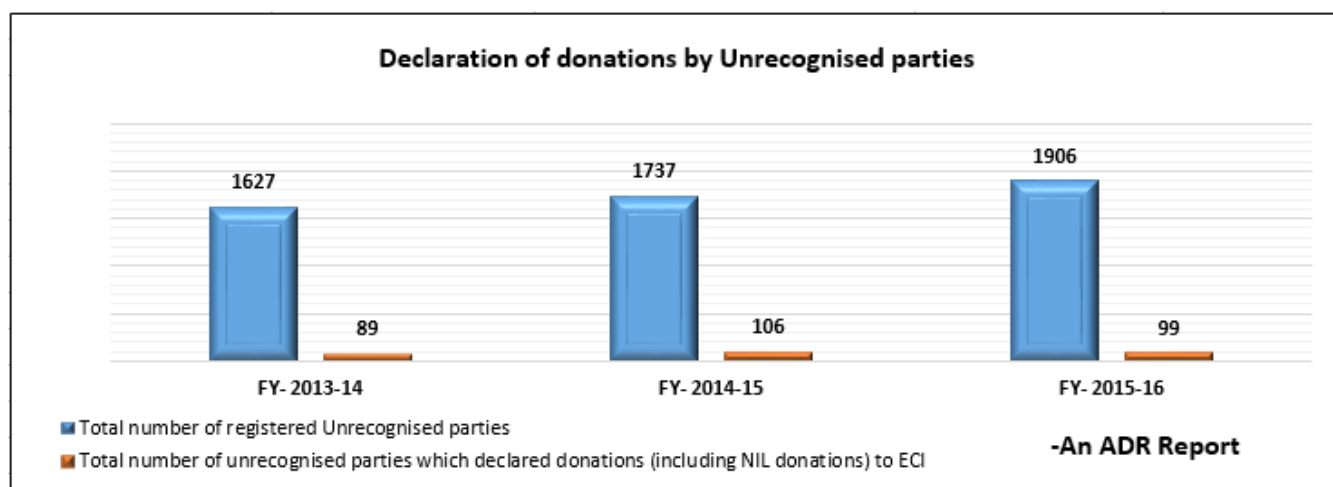
1. In 1999, the ECI had issued notices to more than 200 political parties which were registered till 1995 but failed to contest in any elections. Notices to those parties which were returned undelivered or parties which failed to respond to these notices were deleted from the list of registered parties, which added up to 150. Similarly, 255 political parties were '**de-listed**' in 2016 from the list of registered parties as they were not active in the political process.
This exercise should continue so as to weed out all political parties which do not contest in any election for more than 5 years and also as a means to strengthen the registration process.
2. Regulation of registration of political parties is crucial to avoid money laundering, corrupt electoral practices and abuse of money power. Thus, the ECI should impose strict norms for the registration of an association of persons as a political party apart from taking the stringent step of de-recognizing those parties which fail to adhere to the rules.
3. Full details of all donors should be made available for public scrutiny under the RTI. This would not only instill confidence of the public in the functioning and finances of political parties but would also strengthen the democratic process by weeding out those political parties which do not function for the benefit of the country and its people.
4. IT scrutiny of unrecognised parties should be taken up, especially of those which do not contest in elections but declare voluntary contributions.
5. The website of State CEO's should be regularly updated to provide details of status of submission of audit reports and donations reports by unrecognised parties.

Detailed Report

I. Declaration of donations by Unrecognised Parties: FY 2013-14 to 2015-16

- For **FY 2013-14**, out of **1627** unrecognised parties **only 89 or 5%** filed their donations reports with the ECI
- The total declared **income** of 89 unrecognised parties for FY 2013-14 was **Rs 14.03 cr** from voluntary contributions.
- A total of **1737** parties were listed by the ECI as unrecognised parties during **FY 2014-15** out of which **only 106 or 6%** submitted their contributions statements to the ECI.
- The total declared income of 106 unrecognised parties during FY 2014-15 from donations was **Rs 6.86 cr**.
- 1906** parties were listed as unrecognised parties in **FY 2015-16** of which **only 99 or 5%** submitted their donations report to the ECI.
- The 99 unrecognised parties** declared a total income of **Rs 4.37 cr** from voluntary contributions during FY 2015-16.

Financial Year	Total number of registered Unrecognised parties	Total number of unrecognised parties which declared donations (including NIL donations) to ECI	Total amount (Rs in lakhs)
FY- 2013-14	1627	89	1403.66
FY- 2014-15	1737	106	686.01
FY- 2015-16	1906	99	437.66
Total			Rs 2,527.33 lakhs



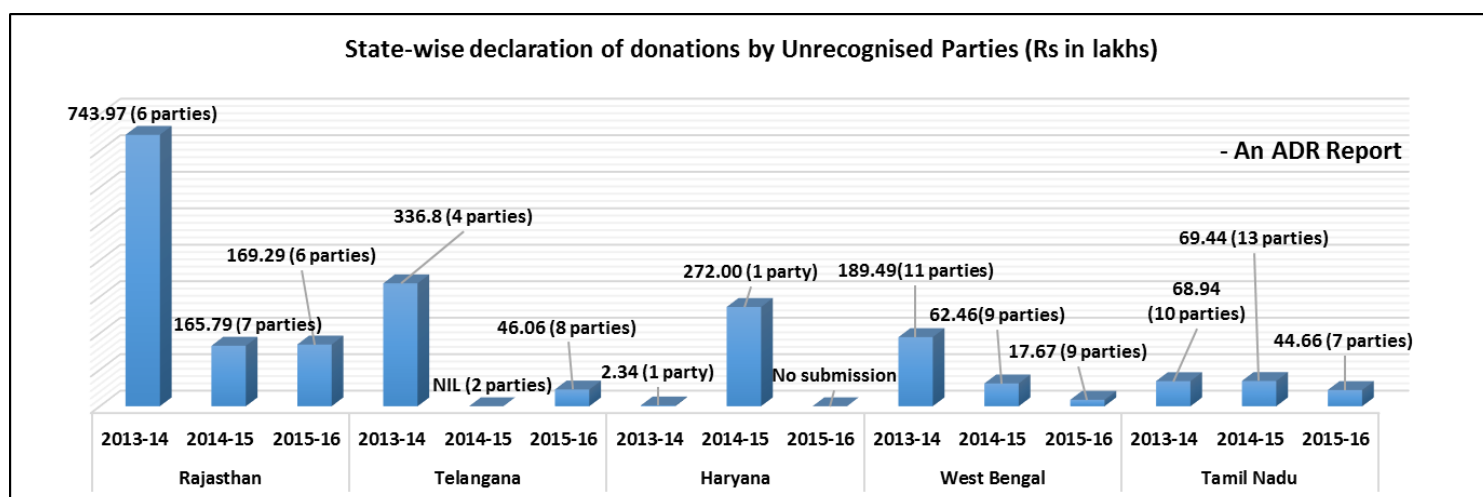
II. State-wise declaration of donations by unrecognised parties

- Between FY 2013-14 and 2015-16, the donations details were declared by unrecognised parties from **18 States** including those from Rajasthan, Telangana, Haryana, West Bengal, Tamil Nadu and Maharashtra among others.
- Unrecognised parties of **Rajasthan** declared a total of **Rs 10.79 cr** between FY 2013-14 and 2015-16, **highest among all states** followed by parties from **Telangana** with **Rs 3.83 cr** and **Haryana** with **Rs 2.74 cr**.
- Unrecognised Parties from Haryana, Uttar Pradesh, Tripura, Karnataka, Bihar, Assam, Himachal Pradesh and Jammu & Kashmir **failed to submit their donations details for at least one of the three years considered**.
- 6 parties** of **Rajasthan** in **FY 2013-14** declared receiving donations of **Rs 7.44 cr** followed by **7 parties** in **FY 2014-15** with **Rs 1.66 cr** and **6 parties** in **FY 2015-16** with **Rs 1.69 cr**.

- e) During **FY 2013-14**, **4** unrecognised parties of **Telangana** declared receiving a total of **Rs 3.36 cr** but **2 parties** in **FY 2014-15** declared that they received **no donations** during the year. **8** unrecognised parties of Telangana declared receiving **Rs 4.60 cr** during **FY 2015-16**.
- f) For details of **state-wise declaration of donations** made by all unrecognised parties, please refer to **Annexure**.

State	Parties which have submitted their donations report			Total donations declared
	Financial year	No. of parties	Donations declared (Rs in lakh)	
Rajasthan	FY 2013-14	6	743.97	Rs 1079.05 lakh
	FY 2014-15	7	165.79	
	FY 2015-16	6	169.29	
Telangana	FY 2013-14	4	336.8	Rs 382.86 lakh
	FY 2014-15	2	0	
	FY 2015-16	8	46.06	
Haryana	FY 2013-14	1	2.34	Rs 274.34 lakh
	FY 2014-15	1	272.00	
	FY 2015-16*	-	-	

*There were no contribution statements available from Haryana for FY 2015-16

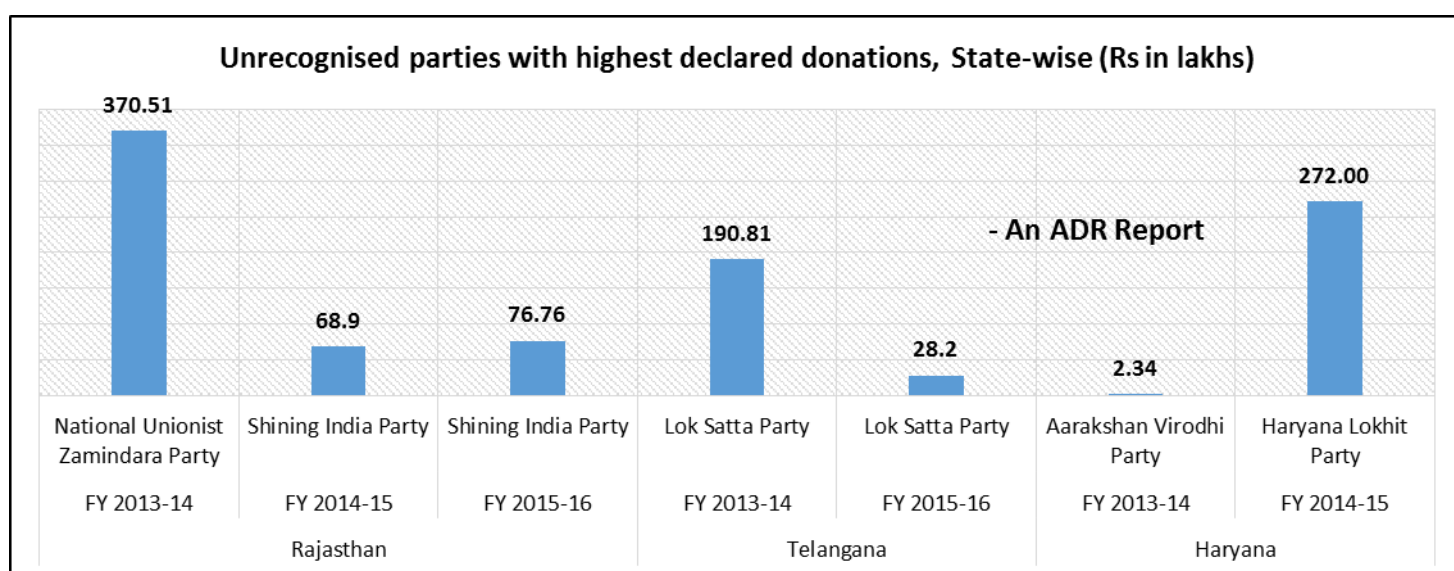


III. Unrecognised parties with the highest declared donations, state-wise

- a) Among parties of **Rajasthan**, **National Unionist Zamindara Party**, declared the highest donations of **Rs 3.70 cr** during FY 2013-14 while **Shining India Party** declared the highest donations during FY 2014-15 and FY 2015-16, with **Rs 68.9 lakhs** and **Rs 76.76 lakhs** respectively.
- b) During FY 2013-14 and 2015-16, **Lok Satta Party** of **Telangana** declared the highest donations with **Rs 190.81 lakhs** and **Rs 28.20 lakhs** respectively. It is to be noted that 2 parties from Telangana declared **NIL** donations during FY 2014-15.
- c) **Aarakshan Virodhi Party** of **Haryana** declared the highest donations of **Rs 2.34 lakhs** during FY 2013-14 while **Haryana Lokhit Party** declared the highest of **Rs 272 lakhs** during FY 2014-15. No unrecognised parties of Haryana declared donations during FY 2015-16.

S. No.	State	Unrecognised party with highest declared donations		
		Financial Year	Name of the party	Amount declared (Rs in lakh)
1	Rajasthan	FY 2013-14	National Unionist Zamindara Party	370.51
		FY 2014-15	Shining India Party	68.9
		FY 2015-16	Shining India Party	76.76
3	Telangana	FY 2013-14	Lok Satta Party	190.81
		FY 2014-15	-	0
		FY 2015-16	Lok Satta Party	28.2
2	Haryana	FY 2013-14	Aarakshan Virodhi Party	2.34
		FY 2014-15	Haryana Lokhit Party	272.00
		FY 2015-16*	-	-

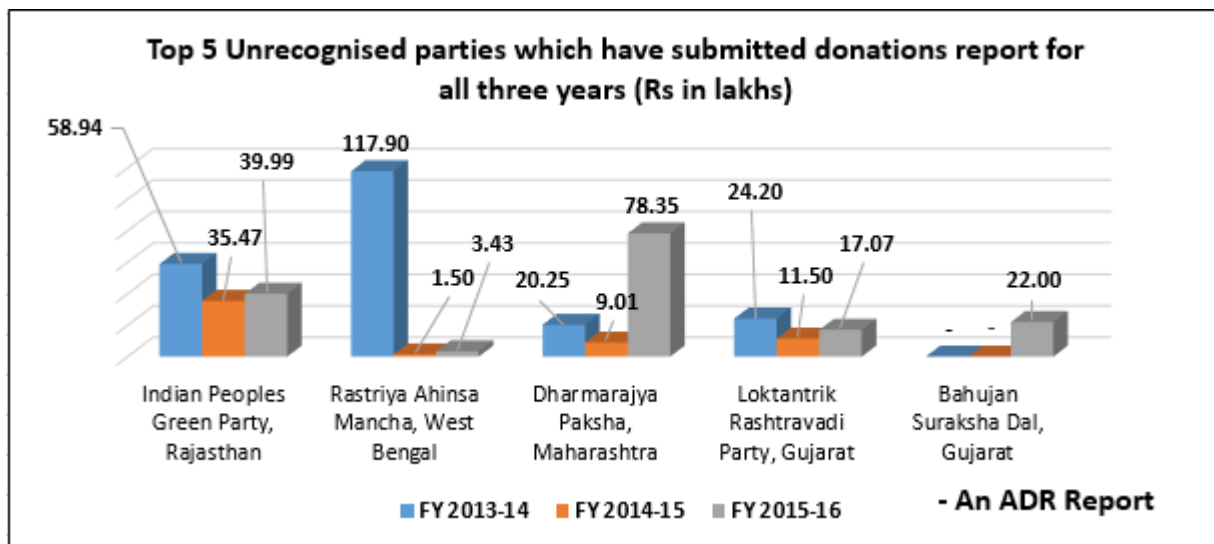
*There were no contribution statements available from Haryana for FY 2015-16



IV. Unrecognised parties which have submitted donations report for all three years

- A total of **33** unrecognised parties submitted their donations reports for all the three financial Years considered for this report. These include **ten** from **Gujarat**, **six** from **West Bengal**, **four** each from **Tamil Nadu**, **Maharashtra** and **Rajasthan**, **two** from **Chhattisgarh** and **one** each from **Delhi**, **Andhra Pradesh** and **Madhya Pradesh**.
- 14** out of these 33 unrecognised parties declared **NIL** donations for all the three financial years. These include **six** from **Gujarat**, **two** each from **Rajasthan** and **West Bengal** and **one** each from **Andhra Pradesh**, **Chhattisgarh**, **Delhi** and **Maharashtra**.
- Among the parties which submitted donations reports for all three years, highest amount for FY 2013-14 was declared by **Rastriya Ahinsa Mancha** of **West Bengal** (Rs 117.90 lakhs) followed by **Indian Peoples Green Party** of **Rajasthan** (Rs 58.94 lakhs).
- During FY 2014-15, highest donations was declared by **Indian Peoples Green Party** of **Rajasthan** (Rs 35.47 lakhs) followed by **Loktantrik Rashtravadi Party** of **Gujarat** (Rs 11.50 lakhs).
- Dharmarajya Paksha** of **Maharashtra** declared the highest donation for FY 2015-16 (Rs 78.35 lakhs) followed by **Indian Peoples Green Party** of **Rajasthan** (Rs 39.99 lakhs).

S. No.	Name of the party	State	Donations declared (Rs.)			Total donations
			FY 2013-14	FY 2014-15	FY 2015-16	
1	Indian Peoples Green Party	Rajasthan	58,94,000	35,47,000	39,99,112	1,34,40,112
2	Rastriya Ahinsa Mancha	West Bengal	1,17,90,100	1,50,200	3,43,000	1,22,83,300
3	Dharmarajya Paksha	Maharashtra	20,25,000	9,01,777	78,35,918	1,07,62,695
4	Loktantrik Rashtravadi Party	Gujarat	24,20,000	11,50,000	17,07,300	52,77,300
5	Bahujan Suraksha Dal	Gujarat	0	0	22,00,000	22,00,002
6	Kongunadu Makkal Desia Katchi	Tamil Nadu	0	7,75,000	0	7,75,000
7	Indiya Jananayaka Katchi	Tamil Nadu	0	0	4,75,001	4,75,003
8	Navbahujan Samajparivartan Party	Tamil Nadu	3,08,000	16,500	19,100	3,43,600
9	Sanman Rajkiya Pakshya	Maharashtra	62,175	1,14,700	1,27,977	3,04,852
10	Rashtriya Janasachetan Party (RJP)	Maharashtra	1,51,000	81,200	42,000	2,74,200
11	Thamizhaga Munnetra Congress (TMC)	Tamil Nadu	36,000	80,000	1,47,000	2,63,000
12	Loktantra Congress Party	West Bengal	1,80,000	0	0	1,80,002
13	Indian Unity Centre	Chhattisgarh	14,500	14,500	1,20,700	1,49,700
14	Aadijan Mukti Sena Party	West Bengal	41,370	43,612	48,455	1,33,437
15	Right Party of India	Madhya Pradesh	40,000	65,720	12,750	1,18,470
16	Bhartiya Public Labour Party	Rajasthan	11,300	28,400	38,453	78,153
17	Navin Bharat Nirman Manch	West Bengal	31,800	38,200	2,500	72,500
18	Bhartiya National Janata Dal	Gujarat	0	21,000	0	21,000
19	All India Tafsili United Party	Gujarat	4,880	5,000	9,045	18,925
20	Jai Prakash Janta Dal	Rajasthan	0	0	0	0
21	Adivasi Sena Party	Gujarat	0	0	0	0
22	Adarsh Political Party	Gujarat	0	0	0	0
23	Akhil Bhartiya Manavata Paksha	Gujarat	0	0	0	0
24	Azadi Ka Antim Andolan Dal	Delhi	0	0	0	0
25	Bhartiya Rashtriyavadi Paksha	Gujarat	0	0	0	0
26	Bhartiya Rashtravadi Samanta Party	Chhattisgarh	0	0	0	0
27	Hamari Apni Party	Rajasthan	0	0	0	0
28	Jamat-E-Seratul Mustakim	West Bengal	0	0	0	0
29	Noorie Party	Gujarat	0	0	0	0
30	Rashtriya Praja Congress(secular)	Maharashtra	0	0	0	0
31	Shetkari Vichar Dal	West Bengal	0	0	0	0
32	Shree Bharat Vikas Paksh	Gujarat	0	0	0	0
33	Swatantra Bharat Paksha	Andhra Pradesh	0	0	0	0
Total amount			Rs 230.10 lakh	Rs 70.33 lakh	Rs 171.28 lakhs	Rs 471.71 lakh



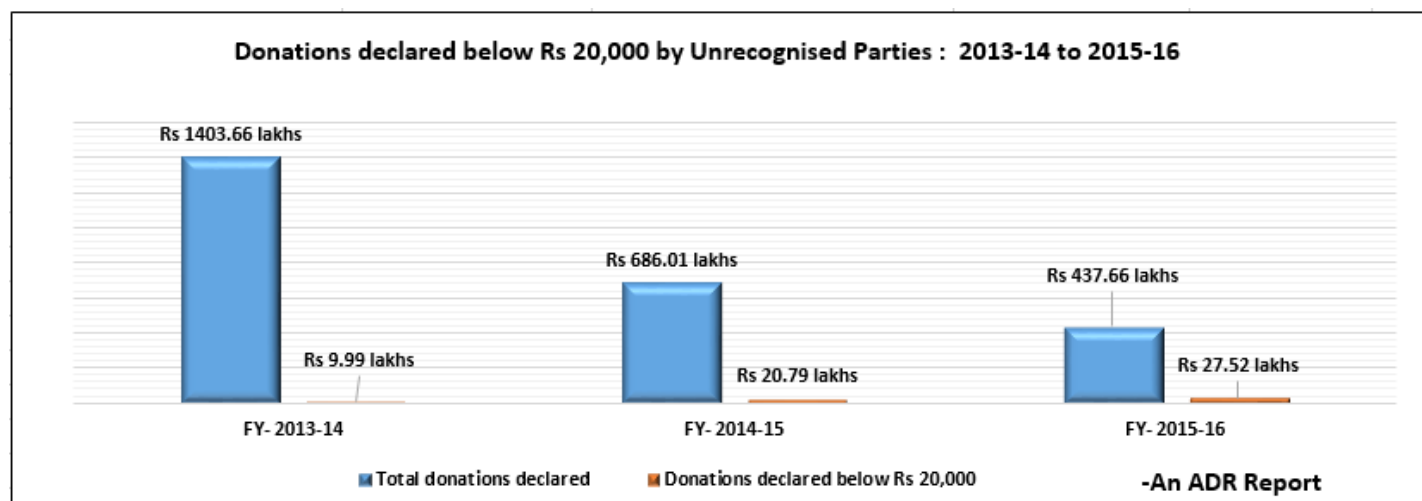
V. Unrecognised parties which have declared donations below Rs 20,000

- The Representation of the People Act, 1951 as well as the form to be submitted with the ECI, for donations received during financial year, requires registered political parties to declare details of voluntary contributions **above Rs 20,000**.
- 42 unrecognised parties** declared donations **below Rs 20,000** in their submission to the ECI for **at least one financial year** being considered.
- Out of Rs 14.03 cr declared as voluntary contributions during FY 2013-14 by unrecognised parties, **Rs 9.99 lakhs** came from donations below Rs 20,000.
- Similarly, out of Rs 6.86 cr and 4.37 cr collected during FY 2014-15 and 2015-16, **Rs 20.79 lakhs** and **Rs 27.52 lakhs** respectively were from donations below Rs 20,000.

S. No.	Name of the party	State	Total donations declared below Rs 20,000 (Rs.)			Total donations
			FY 2013-14	FY 2014-15	FY 2015-16	
1	Democratic Corruption Liberation Front	Tamil Nadu	NA	3,42,932	5,27,000	8,69,932
2	Tamil Manila Katchi	Tamil Nadu	NA	4,57,361	3,60,000	8,17,361
3	Rashtriya Krantikari Janta Party	Delhi	NA	1,22,000	2,85,000	4,07,000
4	Akhand Bhartiya Kavach Party	Uttar Pradesh	NA	3,77,250	NA	3,77,250
5	Akhil Bhartiya Vikas Congress Party	Uttar Pradesh	3,50,000	NA	NA	3,50,000
6	Sanman Rajkiya Pakshya	Maharashtra	62,175	1,14,700	1,27,977	3,04,852
7	National Black Panther Party	Maharashtra	NA	0	1,90,300	1,90,300
8	Thamizhaga Munnetra Congress (TMC)	Tamil Nadu	36,000	2,500	1,47,000	1,85,500
9	Loktantra Congress Party	Chhattisgarh	1,80,000	0	0	1,80,000
10	Shri Janta Party	Madhya Pradesh	NA	70,000	90,000	1,60,000
11	Indian Unity Centre	West Bengal	14,500	14,500	1,20,700	1,49,700
12	Karunaadu Party	Karnataka	NA	NA	1,37,653	1,37,653
13	Aadijan Mukti Sena Party	Madhya Pradesh	41,370	43,612	48,455	1,33,437
14	Bharat Jan Aadhar Party	Maharashtra	NA	NA	1,21,000	1,21,000
15	Bhartiya Shakti Chetna Party	Madhya Pradesh	NA	NA	1,00,000	1,00,000
16	Hindustan Nirman Dal	Delhi	NA	51,000	47,000	98,000

S. No.	Name of the party	State	Total donations declared below Rs 20,000 (Rs.)			Total donations
			FY 2013-14	FY 2014-15	FY 2015-16	
17	Himachal Lokhit Party	Himachal Pradesh	93,600	NA	NA	93,600
18	Forum For Presidential Democracy	Maharashtra	NA	93,000	NA	93,000
19	Right Party of India	West Bengal	40,000	40,000	12,750	92,750
20	Kamatapur Peoples Party (United)	West Bengal	NA	NA	90,500	90,500
21	Jan Congress Party	Assam	NA	30,301	51,000	81,301
22	Bhartiya Public Labour Party	Rajasthan	11,300	28,400	38,453	78,153
23	Navin Bharat Nirman Manch	Gujarat	31,800	38,200	2,500	72,500
24	BHARTIYA MAHASHAKTI MORCHA	Uttar Pradesh	34,700	35,100	NA	69,800
25	Bhartiya Rashtriya Mahila Sarvodaya Cong	Karnataka	NA	NA	60,000	60,000
26	Peer Panjal Awami Party	Jammu & Kashmir	NA	59,125	NA	59,125
27	Janapaalana Party (Democratic)	Telangana	NA	NA	50,000	50,000
28	Majdoor Kisan Akali Dal	Rajasthan	NA	20,000	30,000	50,000
29	Seva Samraja Party	Maharashtra	NA	NA	50,000	50,000
30	Indigenous People's Front of Tripura	Tripura	48,215	0	NA	48,215
31	Purwanchal Janta Party	Uttar Pradesh	NA	43,500	NA	43,500
32	Nav Bharat Democratic Party	Maharashtra	NA	42,201	NA	42,201
33	Rajlok Party	Delhi	NA	NA	36,350	36,350
34	Navbahujan Samajparivartan Party	Maharashtra	NA	16,500	19,100	35,600
35	Aarakshan Virodhi Party	Haryana	22,702	NA	NA	22,702
36	National Tiger Party	Bihar	NA	20,000	NA	20,000
37	All India Tafsili United Party	West Bengal	4,880	5,000	9,045	18,925
38	Andhra Pradesh Rashtra Samaikya Samithi Party	Telangana	16,000	NA	NA	16,000
39	The Future India Party	West Bengal	600	11,700	NA	12,300
40	Republican Movement	Maharashtra	7,600	NA	NA	7,600
41	Chhattisgaiya Party	Chhattisgarh	3,540	0	NA	3,540
42	Jan Sangram Party	Uttar Pradesh	600	NA	NA	600
Total			Rs 9.99 lakh	Rs 20.79 lakh	Rs 27.52 lakh	Rs 58.30 lakh

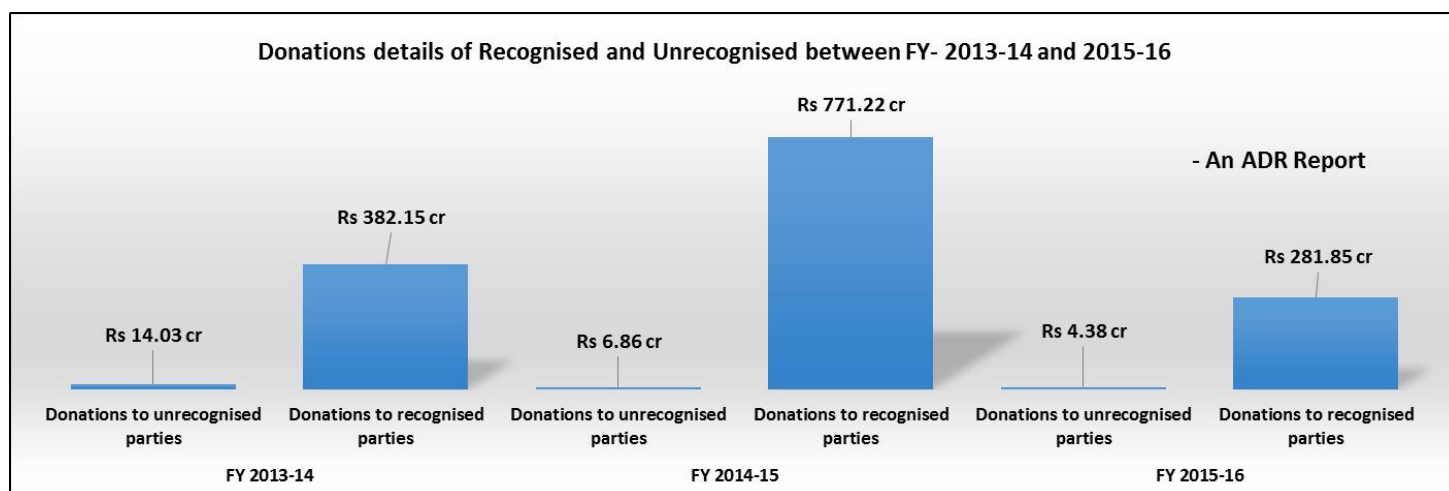
NA – Contributions report not available in public domain



VI. Donations declared - Unrecognised parties vs. recognised State & National Parties

- During FY 2013-14, registered political parties declared receiving voluntary contributions of a total of Rs 393.18 cr out of which recognised parties (Regional and National Parties) declared receiving Rs 382.15 cr while unrecognised parties collected Rs 14.03 cr.
- Out of a total of Rs 778.08 cr of donations declared by registered parties during FY 2014-15, Regional and National parties collected Rs 771.22 cr while unrecognised parties declared receiving Rs 6.86 cr.
- While Regional and National parties collected Rs 281.85 cr during FY 2015-16, unrecognised parties received Rs 4.38 cr in donations.

FY 2013-14		FY 2014-15		FY 2015-16	
Donations to unrecognised parties	Donations to recognised parties	Donations to unrecognised parties	Donations to recognised parties	Donations to unrecognised parties	Donations to recognised parties
Rs 14,03,66,693 (Rs 14.03 cr)	Rs 3,82,15,10,288 (Rs 382.15 cr)	Rs 6,86,01,456 (Rs 6.86 cr)	Rs 7,71,22,11,921 (Rs 771.22 cr)	Rs 4,37,66,012 (Rs 4.38 cr)	Rs 2,81,85,80,115 (Rs 281.85 cr)



Contacts

Media and Journalist Helpline

+91 80103 94248

Email: adr@adrindia.org

Maj Gen Anil Verma (Retd.)

Head - NEW & ADR

+91 8826479910

anilverma@adrindia.org

Prof Jagdeep Chhokar

IIM Ahmedabad (Retd)

Founder NEW & ADR

+919999620944

jchhokar@gmail.com

Prof Trilochan Sastry

IIM Bangalore

Founder Member - NEW & ADR

+919448353285,

trilochans@iimb.ernet.in

Annexure

Top 20 donors to unrecognized parties – FY 2013-14 to 2015-16

S. No	Name	Complete Address of the Contributing Person/Company	PAN (Yes/No)	Total Donations (Rs.)	Amount of Contribution (Rs.)	Mode of Contribution *(Cheque/Demand Draft /cash)	Financial Year	Political Party	State
1	Bajrang Dass Jindal	123 Vinoba Basti, Sri Ganganagar(Raj)-335001	Yes	3,61,00,000	3,61,00,000	Various Cheque/RTG's	2013-14	National Unionist Zamindara Party	Rajasthan
2	Mithalal Ratanchand Jain	2nd Floor Shanti Niwas, Jain Bungalow, New Golden Nest Phave XIII, near Hanuman Temple, Bhayandar(east) Mumbai	Yes	3,14,41,000	3,14,41,000	Cash	2013-14	Bharatiya Yuva Shakti Party	Rajasthan
3	Deepak Mittal	Address Not Declared by Party	Yes	1,45,83,415	1,45,83,415	Cheque, Online Transfer & Credit Card	2013-14	Jago Party	Telangana
4	O.C. L India Ltd	23, Bara Khamba Road 17th Floor, Narain Manzil New Delhi-110001	Yes	1,15,00,000	1,15,00,000	Cheque, Axis Bank New Delhi	2013-14	Rastriya Ahinsa Mancha	West Bengal
5	Dravida Munnetra Kazhagam	Anna Arivalayam Anna Salai Chennai-600018	No	50,00,000	50,00,000	Net Transfer	2014-15	Manithaneya Makkal Katchi	Tamil Nadu
6	Daya Goyal	436/16 Civil Lines, Gurgaon	No	50,00,000	25,00,000	RTGS, Axis Bank Sector-15 Branch	2014-15	Haryana Lokhit Party	Haryana
		436/16 Civil Lines, Gurgaon	No		15,00,000	RTGS, Axis Bank Sector-15 Branch	2014-15	Haryana Lokhit Party	Haryana
		436/16 Civil Lines, Gurgaon	No		10,00,000	RTGS, Axis Bank Sector-15 Branch	2014-15	Haryana Lokhit Party	Haryana
7	Harsha Goyal	436/16 Civil Lines, Gurgaon	No	40,00,000	25,00,000	RTGS, Axis Bank Sector-15 Branch	2014-15	Haryana Lokhit Party	Haryana
		436/16 Civil Lines, Gurgaon	No		15,00,000	RTGS, Axis Bank Sector-15 Branch	2014-15	Haryana Lokhit Party	Haryana
8	Lakhram Goyal	436/16 Civil Lines, Gurgaon	No	40,00,000	20,00,000	RTGS, Axis Bank Sector-15 Branch	2014-15	Haryana Lokhit Party	Haryana
		436/16 Civil Lines, Gurgaon	No		20,00,000	RTGS, Axis Bank Sector-15 Branch	2014-15	Haryana Lokhit Party	Haryana
9	Sushila Goyal	436/16 Civil Lines, Gurgaon	No	40,00,000	20,00,000	RTGS, Axis Bank Sector-15 Branch	2014-15	Haryana Lokhit Party	Haryana
		436/16 Civil Lines, Gurgaon	No		20,00,000	RTGS, Axis Bank Sector-15 Branch	2014-15	Haryana Lokhit Party	Haryana
10	Soumitra Banerjee	27, Lakshminarayantala Road Howrah-711103	Yes	30,00,000	20,00,000	Cheque/DD	2013-14	Socialist Unity Centre of India (Communist)	West Bengal

The data in this report is sourced from the contribution report submitted by **Unrecognised Political Parties** to the State CEOs which can be accessed from their respective websites and from myneta.info/party

S. No	Name	Complete Address of the Contributing Person/Company	PAN (Yes/No)	Total Donations (Rs.)	Amount of Contribution (Rs.)	Mode of Contribution *(Cheque/Demand Draft /cash)	Financial Year	Political Party	State
		27, Lakshminarayantala Road Howrah-711103	Yes		10,00,000	Cheque/DD	2014-15	Socialist Unity Centre of India (Communist)	West Bengal
11	Sushmita Kacholia	A32, Kalpita Enclave Andheri Sahar Road Andher (east) Mumbai-400069	Yes	22,00,000	11,00,000	Cheque No.697134, ICICI Bank, Dt.30.12.13, Receipt No.661	2013-14	Lok Satta Party	Telangana
		A32, Kalpita Enclave Andheri Sahar Road Andher (east) Mumbai-400069	Yes		11,00,000	Online, HDFC Bank, Dt.31.03.14, Receipt No.708	2013-14	Lok Satta Party	Telangana
12	Rajan Raje	7/601 Shubharambh Phase-1, Kokanipada, Off. G.B. Road. Manpada, Thane West-4000610	Yes	13,00,000	8,00,000	Cheque No.482213, The State Bank of India, Thane Br., Receipt No.95, Dt.11.03.14	2013-14	Dharmarajya Paksha	Maharashtra
		7/601 Shubharambh Phase-1, Kokanipada, Off. G.B. Road. Manpada, Thane West-4000610	Yes		5,00,000	Cheque No.577464, The State Bank of India Thane Br. Receipt No.86, Dt.31.01.14	2013-14	Dharmarajya Paksha	Maharashtra
13	Jain Oil Co	A-3 Block A Suraj Park Colony Delhi	No	17,50,000	17,50,000	RTGS, OBC Bank	2014-15	Haryana Lokhit Party	Haryana
14	Ajit Das Karmakar	Prestige Apartment 1B, 1st Floor CF-5, Jyangra Ghoshpara Kolkata-700059	Yes	16,50,000	16,50,000	Cheque/DD	2014-15	Socialist Unity Centre of India (Communist)	West Bengal
15	Shri Abhijeet Yadav	119, Anand Nagar Vaishali Nagar Sirsi Road Jaipur	Yes	15,00,000	15,00,000	RTGS	2013-14	Indian Peoples Green Party	Rajasthan
16	Manish Sethi	D-127, Mangal Marg Bapu Nagar Jaipur	Yes	10,00,000	10,00,000	Cheque No.134191, IDBI Bank	2015-16	Indian Peoples Green Party	Rajasthan
17	Krishna Yadav	119, Anand Nagar Vaishali Nagar, Sirsi Raod Jaipur	Yes	10,00,000	10,00,000	RTGS	2015-16	Indian Peoples Green Party	Rajasthan
18	Shri Abhijeet Yadav	119, Anand Nagar, Vaishali Nagar Sirsi Road Jaipur	Yes	10,00,000	10,00,000	RTGS	2015-16	Indian Peoples Green Party	Rajasthan
19	Vinod Kumar Singh	FF-4 Plot No.128 Gyan Khand Indrapura Ghaziabad	No	9,50,000	9,50,000	Transfer, IDBI Bank Rajouri Garden Branch	2014-15	Haryana Lokhit Party	Haryana
20	Gurunanak Moble Telecom Company	C-301, Block C T Huts Suraj Park New Delhi	No	9,50,000	9,50,000	RTGS,OBC Bank	2014-15	Haryana Lokhit Party	Haryana

State-wise declaration of donations by unrecognised parties

State	Parties which have submitted their donations report			Total donations declared
	Financial year	No. of parties	Donations declared (Rs in lakh)	
Rajasthan	FY 2013-14	6	743.97	Rs 1079.05 lakh
	FY 2014-15	7	165.79	
	FY 2015-16	6	169.29	
Telangana	FY 2013-14	4	336.8	Rs 382.86 lakh
	FY 2014-15	2	0	
	FY 2015-16	8	46.06	
Haryana	FY 2013-14	1	2.34	Rs 274.34 lakh
	FY 2014-15	1	272.00	
	FY 2015-16	-	-	
West Bengal	FY 2013-14	11	189.49	Rs 269.62 lakh
	FY 2014-15	9	62.46	
	FY 2015-16	9	17.67	
Tamil Nadu	FY 2013-14	10	68.94	Rs 183.04 lakh
	FY 2014-15	13	69.44	
	FY 2015-16	7	44.66	
Maharashtra	FY 2013-14	15	24.52	Rs 173.29 lakh
	FY 2014-15	20	55.13	
	FY 2015-16	18	93.64	
Gujarat	FY 2013-14	8	24.51	Rs 75.69 lakh
	FY 2014-15	8	12.09	
	FY 2015-16	9	39.09	
Delhi	FY 2013-14	4	0	Rs 28.42 lakh
	FY 2014-15	14	14.73	
	FY 2015-16	15	13.69	
Chhattisgarh	FY 2013-14	8	1.83	Rs 25.93 lakh
	FY 2014-15	6	24.1	

State	Parties which have submitted their donations report			Total donations declared
	Financial year	No. of parties	Donations declared (Rs in lakh)	
	FY 2015-16	3	0	
Uttar Pradesh	FY 2013-14	10	6.08	Rs 13.09 lakh
	FY 2014-15	10	7.01	
	FY 2015-16	-	-	
Madhya Pradesh	FY 2013-14	2	0.41	Rs 4.92 lakh
	FY 2014-15	3	2.13	
	FY 2015-16	6	2.38	
Andhra Pradesh	FY 2013-14	2	0.33	Rs 4.06 lakh
	FY 2014-15	1	0	
	FY 2015-16	3	3.73	
Tripura	FY 2013-14	1	3.73	Rs 3.73 lakh
	FY 2014-15	1	0	
	FY 2015-16	-	-	
Karnataka	FY 2013-14	-	-	Rs 3.39 lakh
	FY 2014-15	2	0	
	FY 2015-16	5	3.39	
Bihar	FY 2013-14	-	-	Rs 2.30 lakh
	FY 2014-15	7	0.2	
	FY 2015-16	6	2.1	
Assam	FY 2013-14	-	-	Rs 2.22 lakh
	FY 2014-15	1	0.3	
	FY 2015-16	4	1.92	
Himachal Pradesh	FY 2013-14	8	0.93	Rs 0.93 lakh
	FY 2014-15	-	-	
	FY 2015-16	-	-	
J&K	FY 2013-14	-	-	Rs 0.59 lakh
	FY 2014-15	1	0.59	
	FY 2015-16	-	-	

Unrecognised parties with highest declared donations, state-wise

S. No.	State	Unrecognised party with highest declared donations		
		Financial Year	Name of the party	Amount declared (Rs in lakh)
1	Rajasthan	FY 2013-14	National Unionist Zamindara Party	370.51
		FY 2014-15	Shining India Party	68.9
		FY 2015-16	Shining India Party	76.76
2	Telangana	FY 2013-14	Lok Satta Party	190.81
		FY 2014-15	-	0
		FY 2015-16	Lok Satta Party	28.2
3	Haryana	FY 2013-14	Aarakshan Virodhi Party	2.34
		FY 2014-15	Haryana Lokhit Party	272.00
		FY 2015-16	-	-
4	West Bengal	FY 2013-14	Rastriya Ahinsa Mancha	117.90
		FY 2014-15	Socialist Unity Centre of India (Communist)	59.3
		FY 2015-16	West Bengal Socialist Party	11.5
5	Tamil Nadu	FY 2013-14	Viduthalai Chiruthaigal Katchi	58.72
		FY 2014-15	Manithaneya Makkal Katchi	51.00
		FY 2015-16	Marumalarchi Dravida Munnetra Kazhagam	29.57
6	Maharashtra	FY 2013-14	Dharmarajya Paksha	20.25
		FY 2014-15	Nav Bharat Democratic Party	42.37
		FY 2015-16	Dharmarajya Paksha	78.35
7	Gujarat	FY 2013-14	Loktantrik Rashtravadi Party	24.2
		FY 2014-15	Loktantrik Rashtravadi Party	11.5
		FY 2015-16	Bahujan Suraksha Dal	22.00
8	Delhi	FY 2013-14	-	0
		FY 2014-15	Rashtriya Krantikari Janta Party	13.61
		FY 2015-16	Rashtriya Krantikari Janta Party	11.94
9	Chhattisgarh	FY 2013-14	Loktantra Congress Party	1.8

The data in this report is sourced from the contribution report submitted by **Unrecognised Political Parties** to the State CEOs which can be accessed from their respective websites and from myneta.info/party

S. No.	State	Unrecognised party with highest declared donations		
		Financial Year	Name of the party	Amount declared (Rs in lakh)
		FY 2014-15	Jai Chhattisgarh Party	24.1
		FY 2015-16	-	0
10	Uttar Pradesh	FY 2013-14	Akhil Bhartiya Vikas Congress Party	3.5
		FY 2014-15	Akhand Bhartiya Kavach Party	3.77
		FY 2015-16	-	-
11	Madhya Pradesh	FY 2013-14	Aadijan Mukti Sena Party	0.41
		FY 2014-15	Bhartiya Shakti Chetna Party	1.00
		FY 2015-16	Bhartiya Shakti Chetna Party	1.00
12	Andhra Pradesh	FY 2013-14	Telugu Bahujana Party	0.33
		FY 2014-15	-	0
		FY 2015-16	Studentz United For Nation Party	3.5
13	Tripura	FY 2013-14	Indigenous People's Front of Tripura	3.73
		FY 2014-15	-	0
		FY 2015-16	-	-
14	Karnataka	FY 2013-14	-	-
		FY 2014-15	-	0
		FY 2015-16	Karunaadu Party	2.09
15	Bihar	FY 2013-14	-	-
		FY 2014-15	National Tiger Party	0.2
		FY 2015-16	Bhartiya Suraaj Dal	0.35
16	Assam	FY 2013-14	-	-
		FY 2014-15	Jan Congress Party	0.3
		FY 2015-16	Jan Congress Party	1.12
17	Himachal Pradesh	FY 2013-14	Himachal Lokhit Party	0.93
		FY 2014-15	-	-
		FY 2015-16	-	-
18	J&K	FY 2013-14	-	-
		FY 2014-15	Peer Panjal Awami Party	0.59
		FY 2015-16	-	-

Disclaimer

Source for the data used in the report are the donations statements submitted by the Unrecognised Political Parties to the State CEO and the Election Commission of India. These can be accessed from myneta.info/party and the websites of the respective state CEOs.

While all effort has been made to ensure that the information is in keeping with what is mentioned in the statements submitted by the political parties, in case of discrepancy between information in this report and that given in their statements, the information reported by the political parties should be treated as correct. Association for Democratic Reforms, National Election Watch and their volunteers are not responsible or liable for any damage arising directly or indirectly from the publication of this report.