

Analysis of Income and Profession of Sitting MPs

Association for Democratic Reforms

T-95, C.L. House, 2nd Floor,
Near Gulmohar Commercial Complex
Gautam Nagar,
New Delhi-110 049
Phone: +91-011-4165-4200
Fax : +91-11-46094248
Email : adr@adrindia.org

Contents

Analysis of Income and Profession of Sitting MPs	1
Summary and Highlights	3
Recommendations	4
State Wise Average Annual Self Income of the MPs	5
Profession Wise Average Annual Self Income of the MPs	8
Educational Qualification Wise Average Self Annual self incomeof the MPs	11
Age Wise Average Self Annual self incomeof the MPs	13
Top 20 MPs with Highest Annual self incomeand their Professions	14
Top 20 MPs with lowest Annual self incomeand their Professions	15
Details of MPs who have not declared their Annual Self Income	17
Contact Details	20
DISCLAIMER	20

ADR and NEW have analysed the self-declared affidavits of 479 out of 521 sitting Lok Sabha MPs, submitted in 2014 prior to Lok Sabha Elections. 42 MPs have not declared their income thus, have not been included in this report.

This report primarily focuses on the annual (self) income of the sitting MPs only.

Summary and Highlights

- ❖ The average annual self-income of 479 sitting MPs is **Rs.30.29 Lakhs**.
- ❖ **Andhra Pradesh's 19 MPs analysed have the highest average annual self-income of Rs. 105.9 Lakhs, followed by Odisha's 15 MPs analysed with average annual self-income of Rs. 68.8 Lakhs.**
- ❖ 2 MPs analysed of Goa have the lowest average annual self-income of Rs. 5.2 Lakhs, followed by 33 MPs analysed of Tamil Nadu with average annual self-income of Rs. 7.2 Lakhs.
- ❖ Out of 479 MPs analysed, 5(2%) MPs have not given their profession in their affidavit.
- ❖ 98(20%) out of 479 MPs have declared business as their profession, and 91(19%) MPs as agriculturist/ farmer.
- ❖ 16(3%) MPs who have declared their profession as Actor/Film maker/ Singer have the highest average annual self-income of Rs. 106.81 Lakhs.
- ❖ 40(8%) MPs who have declared their profession as agriculture and business have the second highest average annual self-income of Rs. 75.24 lakhs.
- ❖ 106(22%) MPs have declared their educational qualification as graduate. The average annual self-income of these MPs is Rs. 41.28 Lakhs.
- ❖ There are 6 MPs who have declared their educational qualification as 5th Pass. The average annual self-income of these 6 MPs is Rs. 1.41 crores
- ❖ 150 MPs aged between 46-55 years, have average annual self-income of Rs. 40.54 Lakhs whereas 54 MPs aged 66-75 years, have average annual self income of Rs. 16.72 Lakhs.
- ❖ Only 58(12%) MPs are women. On an average a male MP's annual self- income is Rs. 30.54 lakhs, whereas for a female MP, it is Rs. 28.46 Lakhs.

Recommendations

- ❖ It should be mandatory for the candidates to declare their annual self-income in their affidavit, whether or not they have filed their ITR returns.
- ❖ There should be uniform categorization of professions declared by the candidates.
- ❖ In the recently implemented section for source of income, candidates should declare the detailed amount of income from each source.

State Wise Average Annual Self Income of the MPs

State Wise Average Self Income of Sitting MPs (Rs. in Lakhs)

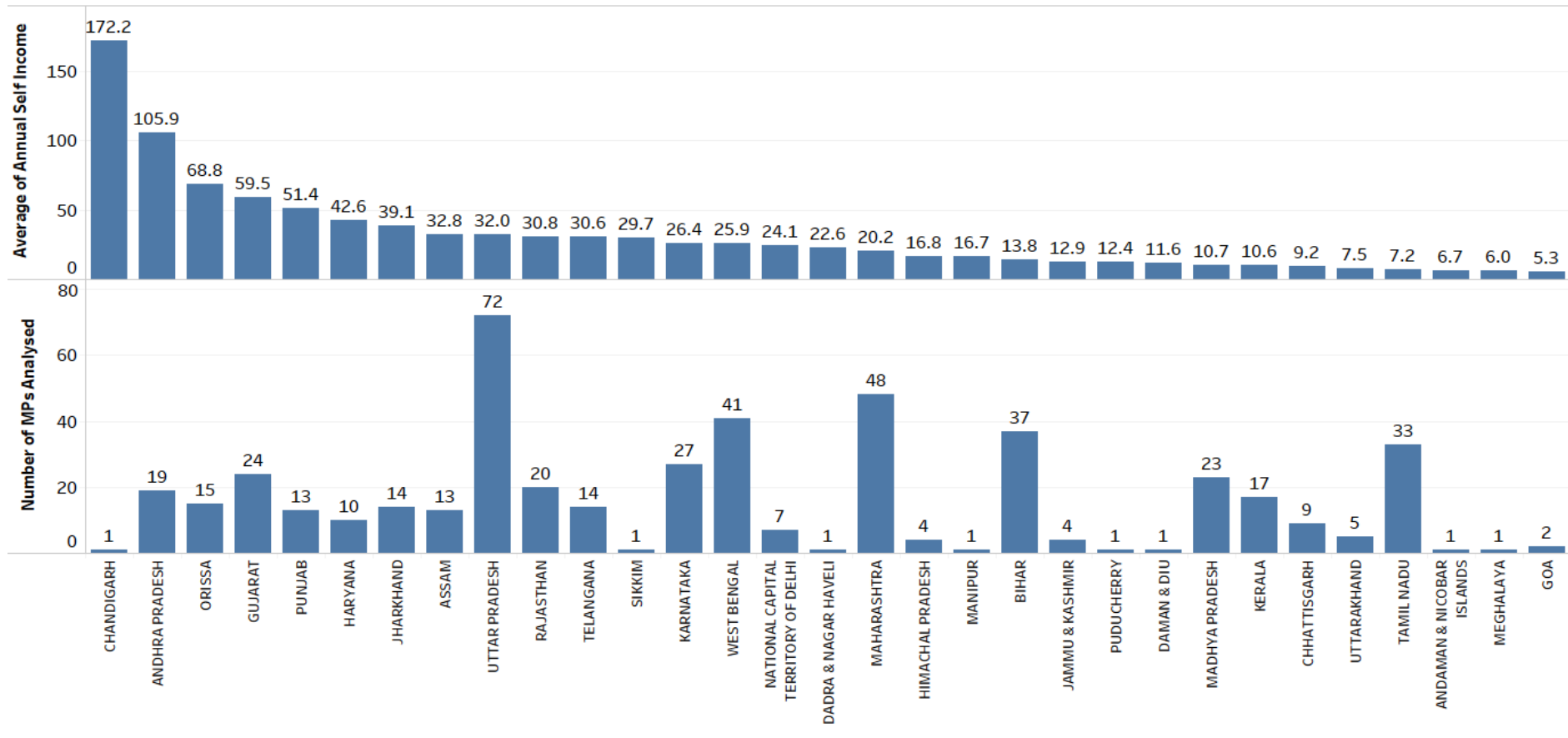


Figure: State Wise Average Annual Self Income of the MPs

- ❖ Andhra Pradesh's 19 MPs analysed have the highest average annual self-income of Rs. 105.9 Lakhs, followed by Odisha's 15 MPs analysed with average annual self-income of Rs. 68.8 Lakhs.
- ❖ 2 MPs analysed of Goa have the lowest average annual self income of Rs. 5.2 Lakhs, followed by 33 MPs analysed of Tamil Nadu with average annual self-income of Rs. 7.2 Lakhs

S.No	States	Number of MPs Analysed	Average of Annual Self Income (Rs.)
1	Chandigarh	1	1,72,20,810 1 crore +
2	Andhra Pradesh	19	1,05,91,845 1 crore +
3	Orissa	15	68,80,567 68 lakhs +
4	Gujarat	24	59,50,449 59 lakhs +
5	Punjab	13	51,40,350 51 lakhs +
6	Haryana	10	42,64,065 42 lakhs +
7	Jharkhand	14	39,07,318 39 Lakhs +
8	Assam	13	32,77,248 32 lakhs +
9	Uttar Pradesh	72	32,03,111 32 lakhs +
10	Rajasthan	20	30,77,963 30 lakhs +
11	Telangana	14	30,64,858 30 lakhs +
12	Sikkim	1	29,67,766 29 lakhs +
13	Karnataka	27	26,42,397 26 lakhs +
14	West Bengal	41	25,93,713 25 lakhs +

S.No	States	Number of MPs Analysed	Average of Annual Self Income (Rs.)
15	National Capital Territory Of Delhi	7	24,13,905 24 lakhs +
16	Dadra & Nagar Haveli	1	22,61,667 22 lakhs +
17	Maharashtra	48	20,20,390 20 lakhs +
18	Himachal Pradesh	4	16,84,080 16 Lakhs +
19	Manipur	1	16,71,529 16 Lakhs +
20	Bihar	37	13,82,244 13 Lakhs +
21	Jammu & Kashmir	4	12,85,794 12 lakhs +
22	Puducherry	1	12,38,550 12 lakhs +
23	Daman & Diu	1	11,57,418 11 lakhs +
24	Madhya Pradesh	23	10,65,594 10 lakhs +
25	Kerala	17	10,56,793 10 lakhs +
26	Chhattisgarh	9	9,21,231 9 lakhs +
27	Uttarakhand	5	7,53,539 7 lakhs +
28	Tamil Nadu	33	7,21,955 7 lakhs +
29	Andaman & Nicobar Islands	1	6,70,052 6 lakhs +
30	Meghalaya	1	6,00,000 6 lakhs +
31	Goa	2	5,25,402 5 lakhs +
Total		479	30,29,038 30 lakhs +

Table: State Wise Annual self-income of MPs

Profession Wise Average Annual Self Income of the MPs

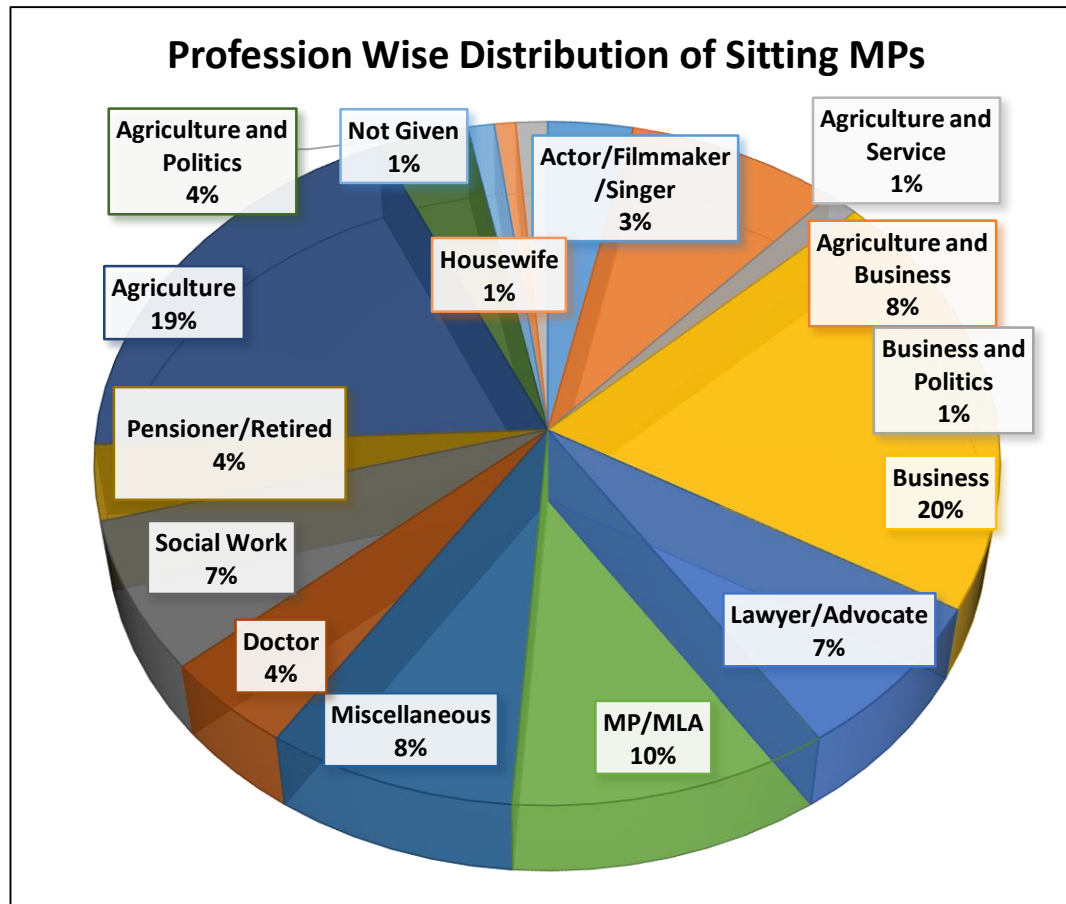


Figure : Profession Wise Distribution of Sitting MPs

- ❖ Out of 479 MPs analysed, 5(1%) MPs have not given their profession in their affidavit.
- ❖ ADR has categorised the professions of the MPs in 15 categories such as Business, doctor, Lawyer, farmer, including more than one profession categories such as Farming and business, Agriculture and services etc.
- ❖ 98(20%) out of 479 MPs have declared business as their profession, and 91(19%) MPs as agriculturist/farmer

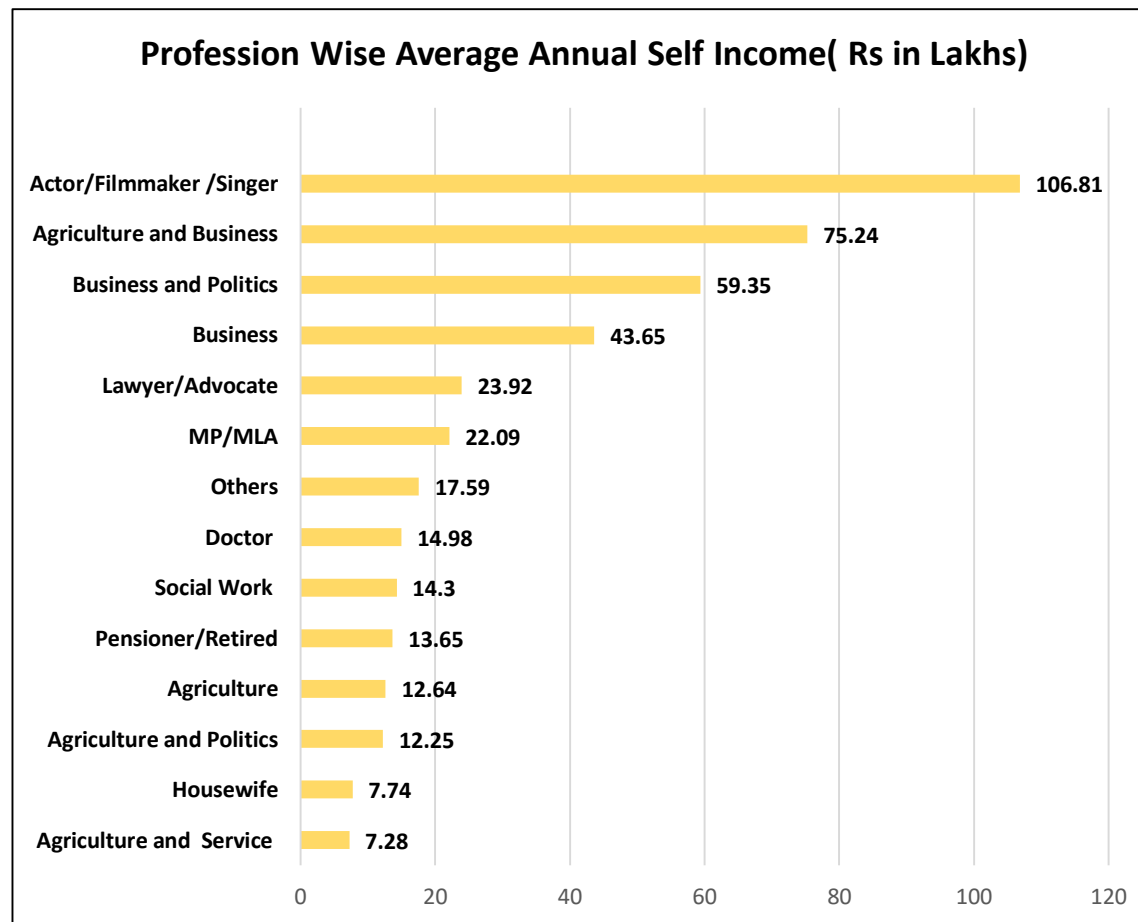


Figure : Profession Wise Average Annual Self Income of the MPs

- ❖ 16(3%) MPs who have declared their profession as Actor/Film maker/ Singer have the highest average annual self-income of Rs. 106.81 Lakhs.
- ❖ 40(8%) MPs who have declared their profession as agriculture and business have the second highest average annual self-income of Rs. 75.24 lakhs.

S.No.	Profession	Number of MPs Analysed	Total Annual Self Income (in Rs.)	Average of Annual Self Income (in Rs.)
1	Actor/Filmmaker /Singer	16	17,09,05,612 17 crores+	1,06,81,601 1 crore+
2	Agriculture and Business	40	30,09,68,422 30 crores+	75,24,211 75 lakhs +
3	Business and Politics	6	3,56,15,657 3 crores+	59,35,943 59 lakhs +
4	Business	98	42,78,21,877 42 crores+	43,65,529 43 lakhs+
5	Lawyer/Advocate	35	8,37,22,412 8 crores+	23,92,069 23 lakhs+
6	MP/MLA	50	11,04,76,836 11 crores+	22,09,537 22 lakhs+
7	Miscellaneous	39	6,86,17,540 6 crores+	17,59,424 17 lakhs+
8	Doctor	21	3,14,66,979 3 crores+	14,98,428 14 lakhs+
9	Social Work	34	4,86,46,098 4 crores+	14,30,768 14 lakhs+
10	Pensioner/Retired	17	2,32,15,770 2 crores+	13,65,634 13 lakhs+
11	Agriculture	91	11,51,08,424 11 crores+	12,64,928 12 lakhs+
12	Agriculture and Politics	17	2,08,41,558 2 crores+	12,25,974 12 lakhs+
13	Not Given	5	60,31,150 60 lakhs+	12,06,230 12 lakhs+
14	Housewife	4	30,98,202 30 lakhs+	7,74,551 7 lakhs+
15	Agriculture and Service	6	43,72,482 43 lakhs+	7,28,747 7 lakhs+

Table: Profession Wise Average Annual Self Income of the MPs

Educational Qualification Wise Average Self Annual income of the MPs

- ❖ 106(22%) MPs have declared their educational qualification as graduate. The average annual self-income of these MPs is Rs. 41.28 Lakhs.
- ❖ There are 6 MPs who have declared their educational qualification as 5th Pass. The average annual self-income of these 6 MPs is Rs. 1.41 crores

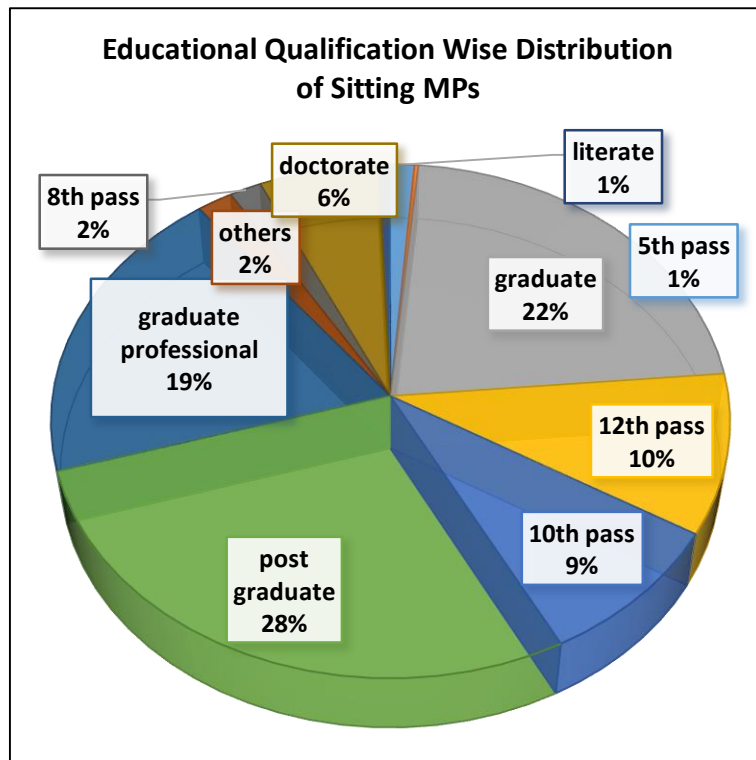


Figure: Educational Qualification Wise Distribution of Sitting MPs

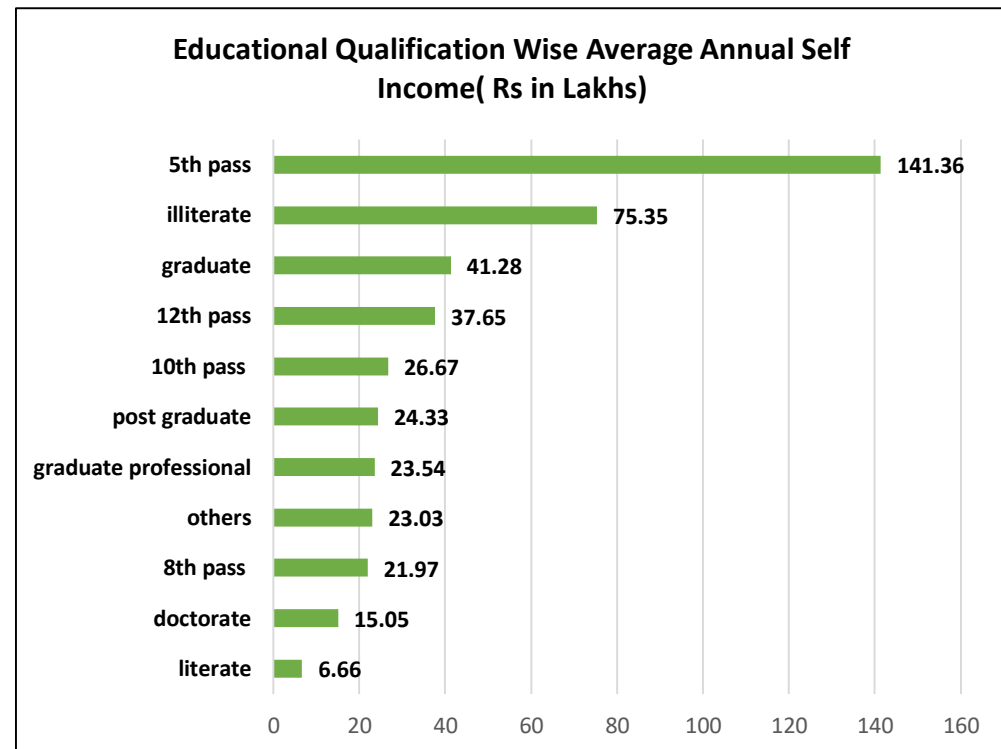


Figure: Educational Qualification Wise Average Self Annual income of the MPs (Rs. in Lakhs)

Educational Qualification	Number of MPs Analysed	Total Annual Self Income (in Rs.)	Average annual Self Income (in Rs.)
illiterate	1	75,35,920 75 lakhs+	75,35,920 75 lakhs+
literate	3	19,99,495 19 lakhs+	6,66,498 6 lakhs+
5th pass	6	8,48,21,187 8 Crores+	1,41,36,864 1 crores+
8th pass	8	1,75,79,607 1 crores+	21,97,451 21 lakhs+
10th pass	42	11,20,43,569 11 crores+	26,67,704 26 lakhs+
12th pass	48	18,07,62,143 18 crores+	37,65,878 37 lakhs+
graduate	106	43,76,27,205 43 crores+	41,28,559 41 lakhs+
graduate professional	92	21,65,81,036 21 crores+	23,54,142 23 lakhs+
post graduate	134	32,60,65,011 32 crores+	24,33,321 24 lakhs+
doctorate	30	4,51,66,635 4 crores+	15,05,555 15 lakhs+
others	9	2,07,27,211 2 crores+	23,03,023 23 lakhs+

Table: Analysis of Average Annual Self Income of MPs on the basis of their educational qualification

Age Wise Average Self Annual income of the MPs

- ❖ 150 MPs aged between 46-55 years, have average annual self-income of Rs. 40.54 Lakhs whereas 54 MPs aged 66-75 years, have average annual self-income of Rs. 16.72 Lakhs.

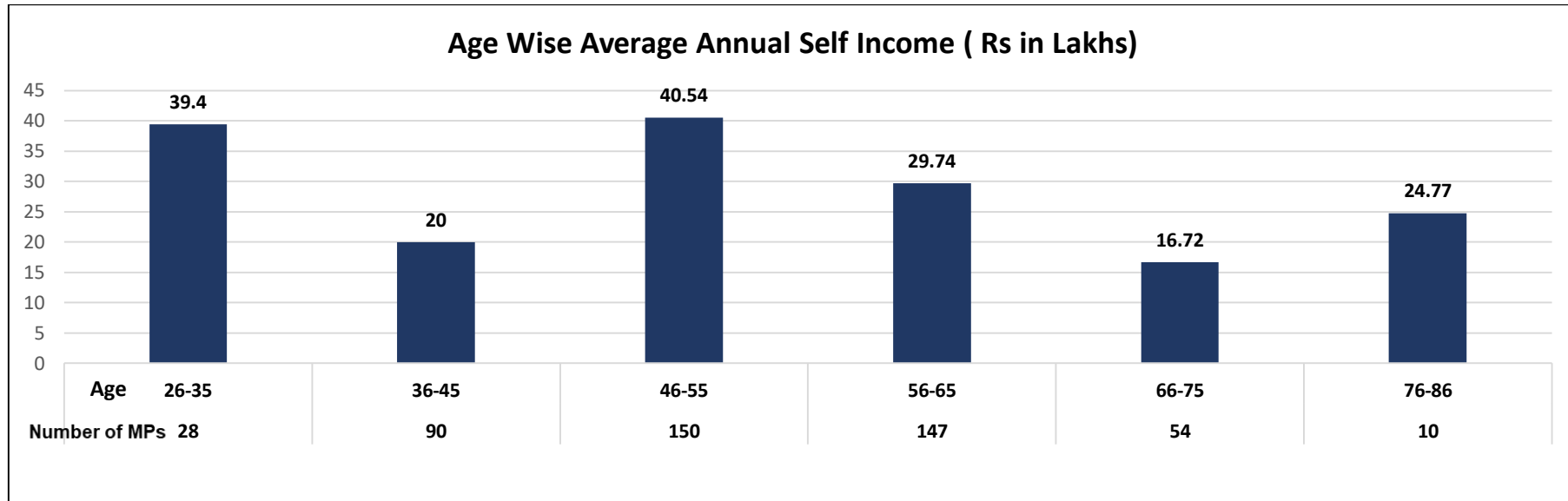


Figure: Age Wise Average Annual Self Income of MPs (Rs. in Lakhs)

Top 20 MPs with Highest Annual Self- income and their Professions

S.No.	State	Constituency	MP	Party	Age	Gender	Education	Self-Income (in Rs.)	Total Income* (in Rs)	Self-profession
1	Andhra Pradesh	Guntur	Jayadev Galla	TDP	48	M	graduate	16,30,91,770	16,85,54,700	Business And Agriculture
2	Gujarat	Ahmedabad East	Paresh Dahyalal Rawal	BJP	59	M	12th	8,22,03,271	8,44,07,667	ACTOR DRAMA ARTIST
3	Uttar Pradesh	Amroha	Kanwar Singh Tanwar	BJP	52	M	5th	8,12,45,360	8,15,91,220	Income From Real Estate Bank Interest
4	Orissa	Balasore	Rabindra Kumar Jena	BJD	46	M	Post graduate	4,89,90,030	6,64,51,150	Business & Industry
5	Orissa	Puri	Pinaki Mishra	BJD	54	M	Graduate professional	3,81,17,670	3,92,38,970	Sr. Advocate
6	Jharkhand	Hazaribagh	Jayant Sinha	BJP	50	M	Post graduate	3,67,83,147	3,92,00,827	Venture Capitalist Independent Director
7	West Bengal	Ghatal	Deepak Adhikari (Dev)	AITC	32	M	10th	3,23,03,537	3,23,03,537	PROFESSIONAL FILM ACTOR
8	Punjab	Bathinda	Harsimrat Kaur Badal	SAD	47	F	10th	3,11,56,668	4,91,67,646	Company Employee Business and Politician
9	Gujarat	Navsari	Patil Chandrakant Raghunath	BJP	59	M	10th	2,86,19,311	5,93,52,778	agriculture & business
10	Rajasthan	Tonk-Sawai Madhopur	Sukhbir Singh Jaunapuria	BJP	56	M	12th	2,85,00,830	3,03,19,250	Business of Real Estate Development
11	Uttar Pradesh	Sultanpur	Feroze Varun Gandhi	BJP	34	M	Post graduate	2,78,81,500	2,84,04,770	Member Of Parliament
12	Uttar Pradesh	Firozabad	Akshay Yadav	SP	27	M	graduate	1,99,29,891	2,13,87,877	Business
13	West Bengal	Sreerampur	Kalyan Banerjee	AITC	57	M	Graduate professional	1,95,82,640	1,95,82,640	Advocate

S.No.	State	Constituency	MP	Party	Age	Gender	Education	Self-Income (in Rs.)	Total Income* (in Rs)	Self-profession
14	Andhra Pradesh	Nandyal	S.P.Y Reddy	YSR Congress	64	M	Graduate professional	1,86,22,886	2,33,50,546	INDUSTRIALIST
15	Assam	Dhubri	Badruddin Ajmal	AIUDF	50	M	Post graduate	1,85,91,293	2,21,01,624	Business
16	Assam	Barpeta	Siraj Uddin Ajmal	AIUDF	57	M	graduate	1,75,14,457	2,11,85,101	Business
17	Chandigarh	Chandigarh	Smt. Kirron Kher	BJP	61	F	Post graduate	1,72,20,810	3,89,42,310	Film Artist
18	Uttar Pradesh	Pilibhit	Maneka Sanjay Gandhi	BJP	57	F	12th	1,41,47,510	1,41,47,510	Parliament Member
19	Maharashtra	Kolhapur	Dhananjay Bhimrao Mahadik	NCP	42	M	graduate	1,40,97,040	1,60,37,460	Business
20	Maharashtra	Baramati	Supriya Sule	NCP	44	F	graduate	1,33,52,604	2,08,77,604	Agriculture

Table: Top 20 MPs with Highest Annual self income and their Professions

**total income includes income of spouse and dependents*

Top 20 MPs with lowest Annual self-income and their Professions

S.No.	State	Constituency	MP	Party	Age	Gender	Education	Annual Self Income (in Rs.)	Annual Total Income* (in Rs.)	Self-profession
1	ANDHRA PRADESH	VIJAYAWADA	Srinivas Kesineni	TDP	48	M	10th	-2,06,92,320	-2,03,71,340	Business
2	MAHARASHTRA	RAMTEK	Krupal Balaji Tumane	SHS	48	M	graduate	82,243	97,243	Business
3	MAHARASHTRA	RATNAGIRI SINDHUDURG	Vinayak Bhaurao Raut	SHS	60	M	post graduate	94,320	94,320	Business & Social work
4	MAHARASHTRA	KALYAN	Dr.Shrikant Eknath Shinde	SHS	27	M	graduate professional	96,126	96,126	M.B.B.S. M.S. Ortho Resident Doctor

S.No.	State	Constituency	MP	Party	Age	Gender	Education	Annual Self Income (in Rs.)	Annual Total Income* (in Rs.)	Self-profession
5	TAMIL NADU	CHIDAMBARAM	M. Chandrakasi	AIADMK	45	M	graduate	1,47,796	1,47,796	AGRICULTURE
6	TELANGANA	ADILABAD	Godam Nagesh	TRS	49	M	post graduate	1,52,250	1,52,250	Agriculture
7	MAHARASHTRA	SOLAPUR	Sharad Bansode	BJP	46	M	graduate professional	1,65,326	2,34,732	Advocate - Mumbai High Court
8	WEST BENGAL	BASIRHAT	Idris Ali	AITC	64	M	graduate professional	1,74,630	1,74,630	Advocate
9	UTTAR PRADESH	SAMBHAL	Satya Pal Singh	BJP	40	M	post graduate	1,81,000	1,81,000	Advocate
10	WEST BENGAL	BISHNUPUR	Saumitra Khan	AITC	34	M	12th	1,83,277	1,83,277	SELF FAMILY BUSINESS & SOCIAL WORKER
11	ASSAM	JORHAT	Kamakhya Prasad Tasa	BJP	38	M	post graduate	1,88,831	1,88,831	Cultivator And Politician
12	TAMIL NADU	RAMANATHAPURAM	Anwhar Raajhaa.A	AIADMK	65	M	graduate	1,89,169	1,89,169	Teacher
13	UTTAR PRADESH	ROBERTSGANJ	Chhote Lal	BJP	41	M	5th	1,99,333	1,99,333	Agriculture
14	HARYANA	SIRSA	Charanjeet Singh	INLD	43	M	10th	2,00,610	2,00,610	Agriculture
15	UTTAR PRADESH	BAHRAICH	Savitri Bai Foole	BJP	33	F	graduate	2,04,600	2,04,600	Social Service
16	TAMIL NADU	NAGAPATTINAM	Gopal. Dr. K	AIADMK	54	M	Graduate professional	2,13,223	2,13,223	DOCTOR
17	UTTAR PRADESH	SANT KABIR NAGAR	Sharad Tripathi	BJP	42	M	post graduate	2,26,960	2,26,960	Business From Herbal Product
18	GUJARAT	KACHCHH	Chavda Vinod Lakhmashi	BJP	35	M	graduate professional	2,29,409	2,29,409	ADVOCATE
19	UTTAR PRADESH	KHERI	Ajay Kumar	BJP	55	M	graduate professional	2,35,000	2,35,000	Agriculture
20	MAHARASHTRA	HATKANANGLE	Raju Shetty	Swabhimani Paksha	46	M	10th	2,37,663	2,37,663	Farmer

Table: Top 20 MPs with Lowest Annual self-income and their Profession

**total income includes income of spouse and dependents*

Details of MPs who have not declared their Annual Self Income

S.No.	State	Constituency	MP	Party	Age	Gender	Education	Self-profession
1	Andhra Pradesh	Kakinada	Thota Venkata Narasimham	TDP	53	M	graduate	M.L.A Jaggampeta Constituency
2	Arunachal Pradesh	Arunachal East	Ninong Ering	INC	55	M	graduate	Social Worker & Public Leader
3	Arunachal Pradesh	Arunachal West	Kiren Rijiju	BJP	42	M	graduate professional	Public Leader
4	Assam	Karimganj	Radheshyam Biswas	AIUDF	59	M	12th	Cultivation & Social Service
5	Bihar	Gopalganj	Janak Ram	BJP	42	M	post graduate	Social Service
6	Chhattisgarh	Bilaspur	Lakhanlal Sau S/O Kalyan Lal Sahu	BJP	43	M	post graduate	Agriculture work & Advocate
7	Gujarat	Junagadh	Chudasama Rajeshbhai Naranbhai	BJP	31	M	12th	PROPRIETOR N R CHUDASAMA
8	Gujarat	Sabarkantha	Rathod Dipsinh Shankarsinh	BJP	62	M	8th	FARMING
9	Kerala	Thrissur	C N Jayadevan	CPI	63	M	post graduate	social & Political Worker
10	Lakshadweep	Lakshadweep	Mohammed Faizal.P.P	NCP	38	M	post graduate	Business
11	Madhya Pradesh	Balaghat	Bodhsingh Bhagat	BJP	57	M	graduate	Business
12	Madhya Pradesh	Dhar	Savitri Thakur	BJP	35	F	10th	Agriculture
13	Madhya Pradesh	Rewa	Janardan Mishra	BJP	58	M	graduate professional	Agriculture & Advocate
14	Madhya Pradesh	Shahdol (St) : Bye Election On 19-11-2016	Gyan Singh	BJP	65	M	5th	Agriculture
15	Manipur	Outer Manipur	Thangso Baite	INC	61	M	post graduate	Social Worker
16	Mizoram	Mizoram	C. L. Ruala	INC	78	M	graduate	Politician
17	Nagaland	Nagaland : Bye Election On 28-05-2018	Tokheho	Nationalist Democratic Progre	62	M	graduate	Politician

S.No.	State	Constituency	MP	Party	Age	Gender	Education	Self-profession
				ssive Party				
18	Orissa	Bhubaneswar	Prasanna Kumar Patasani-	BJD	71	M	post graduate	SOCIAL SERVICE
19	Orissa	Jajpur	Rita Tarai	BJD	37	F	12th	Social service
20	Orissa	Keonjhar	Sakuntala Laguri	BJD	34	F	10th	House Wife
21	Orissa	Koraput	Jhina Hikaka	BJD	39	M	post graduate	SRI JHINA HIKAKA ADVOCATE
22	Rajasthan	Banswara	Manshankar Ninama	BJP	58	M	8th	Agriculture Work
23	Rajasthan	Sikar	Sumedha Nand Saraswati	BJP	62	M	others	Saint
24	Rajasthan	Udaipur	Arjunlal Meena	BJP	49	M	post graduate	Former Vidhayak Social Work
25	Tamil Nadu	Kancheepuram	Maragatham K	AIAD MK	32	F	12th	Political/House Wife
26	Tamil Nadu	Krishnagiri	Ashok Kumar.K	AIAD MK	60	M	10th	Business
27	Tamil Nadu	Theni	Parthipan- R.	AIAD MK	50	M	graduate	agriculture
28	Tamil Nadu	Tirunelveli	Prabakaran.K.R.P	AIAD MK	34	M	graduate professional	Advocate
29	Tamil Nadu	Tiruvannamalai	Vanaroja R	AIAD MK	55	F	post graduate	House wife
30	Tamil Nadu	Virudhunagar	Radhakrishnan	AIAD MK	59	M	10th	Agriculture and family women
31	Telangana	Nagarkurnool	Nandi Yellaiah	INC	71	M	12th	Social Worker / Politician
32	Tripura	Tripura East	Jitendra Choudhury	CPI(M)	57	M	12th	Social Worker
33	Tripura	Tripura West	Sankar Prasad Datta	CPI(M)	56	M	post graduate	Social Worker
34	Uttar Pradesh	Banda	Bhairon Prasad Mishra	BJP	60	M	12th	Agriculture & Business
35	Uttar Pradesh	Barabanki	Priyanka Singh Rawat	BJP	28	F	post graduate	House Wife
36	Uttar Pradesh	Ghosi	Harinarayan Rajbhar	BJP	73	M	literate	Agriculture
37	Uttar Pradesh	Gorakhpur : Bye Election On 11-03-2018	Pravin Kumar Nishad	SP	29	M	graduate professional	Agriculture
38	Uttar Pradesh	Kairana : Bye Election On 28-05-2018	Tabassum Begum	RLD	47	F	10th	Agriculture
39	Uttar Pradesh	Mohanlalganj	Kaushal Kishore	BJP	53	M	12th	Agriculture

S.No.	State	Constituency	MP	Party	Age	Gender	Education	Self-profession
40	Uttar Pradesh	Moradabad	Kunwar Sarvesh Kumar	BJP	62	M	10th	Agriculture
41	Uttar Pradesh	Salempur	Ravindra Kushawaha	BJP	50	M	12th	Agriculture
42	West Bengal	Jhargram	Uma Saren	AITC	30	F	graduate professional	Physician

Table: Details of MPs who have not declared their Annual Self Income

Contact Details

National Election Watch/Association for Democratic Reforms

<p>Media and Journalist Helpline</p> <p>+91 80103 94248 Email: adr@adrindia.org</p>	<p>Maj.Gen. Anil Verma (Retd) Head National Election Watch, Association for Democratic Reforms 011 4165 4200, +91 88264 79910 adr@adrindia.org, anilverma@adrindia.org</p>	<p>Prof Jagdeep Chhokar IIM Ahmedabad (Retd.) Founder Member, National Election Watch, Association for Democratic Reforms +91 99996 20944 jchhokar@gmail.com</p>	<p>Prof Trilochan Sastry IIM Bangalore Founder Member, National Election Watch, Association for Democratic Reforms +91 94483 53285 trilochans@iimb.ernet.in</p>
--	---	---	--

DISCLAIMER

All information in this report has been taken from the website of Election Commission of India (eci.nic.in). **ADR does not add or subtract any information, unless the ECI changes the data. In particular, no unverified information from any other source is used.** While all efforts have been made to ensure that the information is in keeping with what is available in the ECI website, in case of discrepancy between information in this report and that given in the ECI website, the information available at the ECI website should be treated as correct. Association for Democratic Reforms, National Election Watch and their volunteers are not responsible or liable for any damage arising directly or indirectly from the publication of this report.