

CHHATTISGARH SURVEY REPORT - 2018

(A Brief Analysis of Voters' Priorities and Performance of the Government on Governance Issues in Chhattisgarh)

REPORT BY ADR

Association for Democratic Reforms
T-95, C.L. House, 2nd Floor,
Gulmohar Commercial Complex Gautam Nagar,
New Delhi-110049
Phone: +91-011-41654200
Fax: +91-11-46094248

INTRODUCTION & METHODOLOGY

The Association for Democratic Reforms (ADR) and RA Asterisc Computing & Data Solutions Pvt. Ltd. (RAAC) conducted perhaps the largest ever voter survey in any one country. The All India Survey was conducted across 534 Lok Sabha constituencies with 2,73,487 voters participating in this exercise spread among various demographics. The three main objectives of this survey were to identify the following: (i) voters' priorities on specific governance issues, (ii) voters' ratings of the government's performance on those issues, and (iii) factors influencing voting behaviour. This survey was conducted between October 2018 and December 2018, prior to the General Elections to the Lok Sabha 2019.

Focusing on Chhattisgarh, this report provides an analysis of 10 most important governance issues as rated by the voters of Chhattisgarh (out of the 31 listed in the questionnaire). These voters' priorities are further examined in relation to the performance of the Government on those issues as perceived by the respondents. The survey covered approximately 5,500 respondents across 11 parliamentary constituencies of Chhattisgarh.

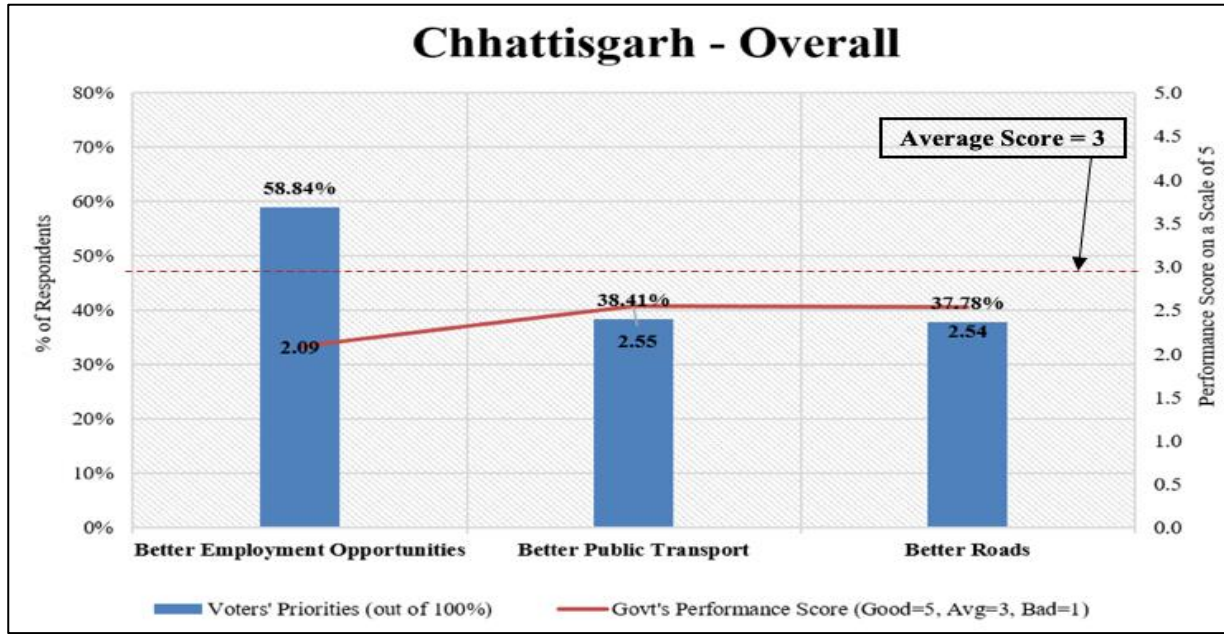
The key objective of this perception assessment is to provide an improved understanding of the important expectations of voters from the Government and how they assess its performance. In addition, it seeks to fill a vital gap in contemporary times, namely, evidence-based research and action on governance. For far too long we have depended entirely on ideology or the opinions of various experts. Though that is important, we also need to reflect on the priorities of the voters. These priorities and assessments will change over time, and hence there is a need to repeat this survey periodically.

Research Design: A cross-sectional, representative sample of the population over 18 was selected using a partially purposive sample selection procedure to ensure representation from various segments of the population like rural-urban, gender, caste, religion, and income groups. Every care was taken to make the samples unbiased and fully representative of the population. The accuracy of the survey is 95%, i.e., the true values are within 5% of the survey predictions.

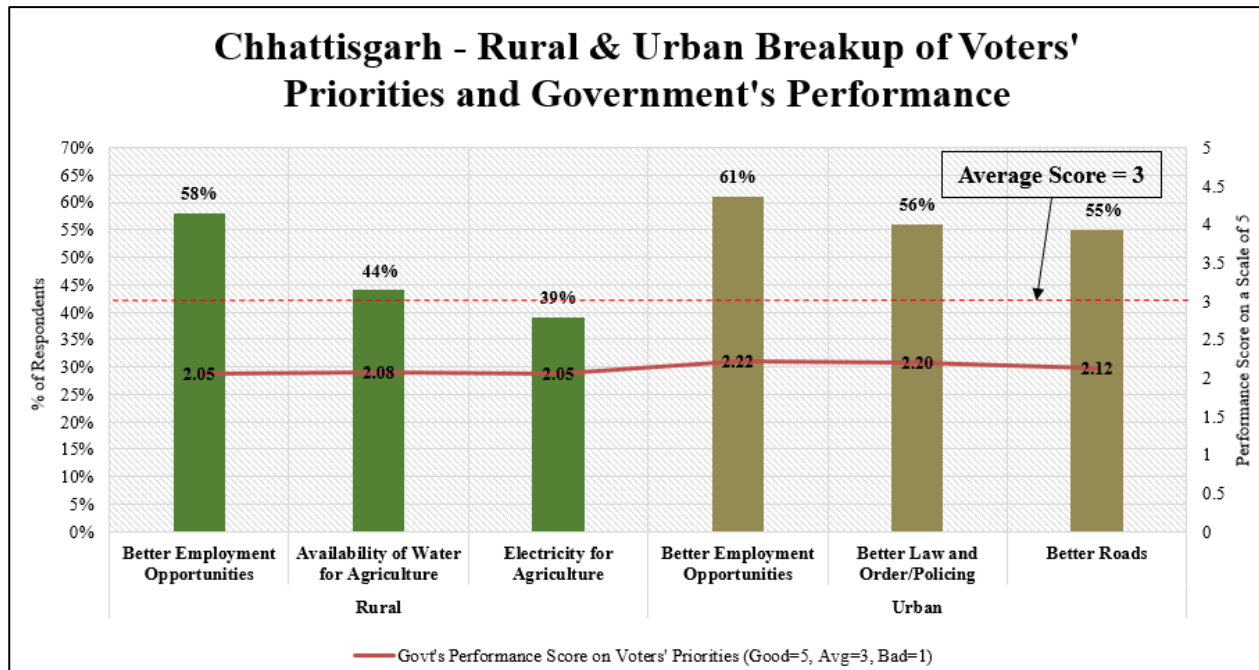
KEY FINDINGS

- The Chhattisgarh Survey 2018 shows that Better Employment Opportunities (58.84%), Better Public Transport (38.41%) and Better Roads (37.78%) are the top three voters' priorities in overall Chhattisgarh.
- The performance of the government on all top three voters' priorities of Better Employment Opportunities (2.09), Better Public Transport (2.55) and Better Roads (2.54) was rated as Below Average.
- In rural Chhattisgarh, top most voters' priorities were Better Employment Opportunities (58%) Availability of Water for Agriculture (44%), and Electricity for Agriculture (39%).
- The performance of the government on rural voters' priorities of Better Employment Opportunities (2.05) Availability of Water for Agriculture (2.08), and Electricity for Agriculture (2.05) was rated as Below Average.
- In addition, the government has performed poorly in providing Higher Price Realization of Farm Products (2.07) and Subsidy for Seeds/Fertilisers (2.15).
- For the urban voters in Chhattisgarh, the top most priorities were Better Employment Opportunities (61%), Better Law and Order/Policing (56%), and Better Roads (55%).
- The performance of the government on urban voters' priorities of Better Employment Opportunities (2.22 on a scale of 5), Better Law and Order/Policing (2.20), and Better Roads (2.12) was rated as Below Average.
- In addition, the government has performed poorly in providing Better Public Transport (2.18) and Better Hospitals/Primary Healthcare Centres (2.18).

I. Top 3 Voters' Priorities and the Performance of Government in Chhattisgarh – Overall and Rural & Urban

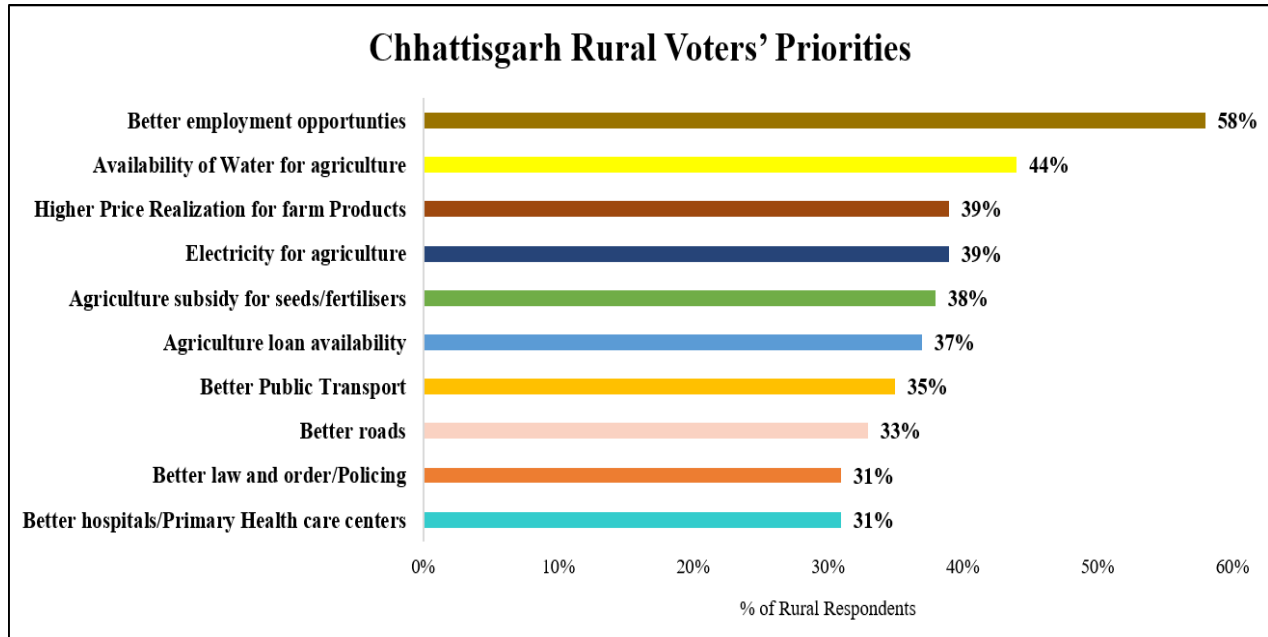


Graph 1: Chhattisgarh - Top 3 overall Voters' Priorities and Government's Performance Ranking

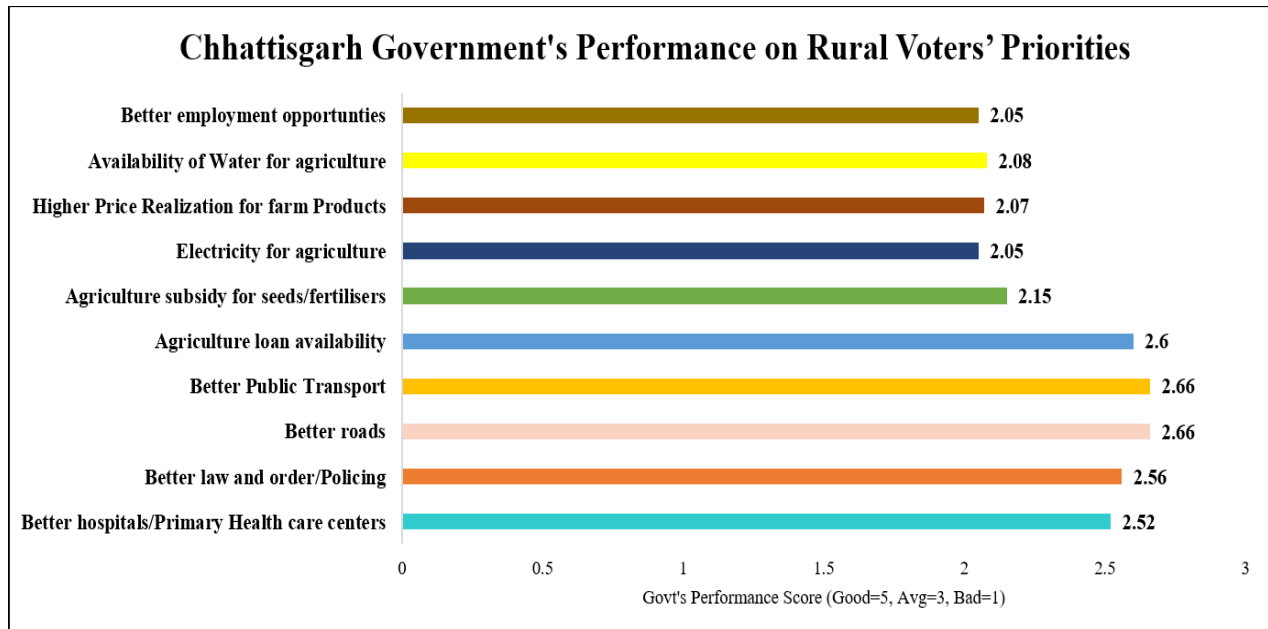


Graph 2: Chhattisgarh - Rural & Urban Breakup of Voters' Priorities and Government's Performance

II. Rural Voters' Priorities and the Performance of Government in Chhattisgarh

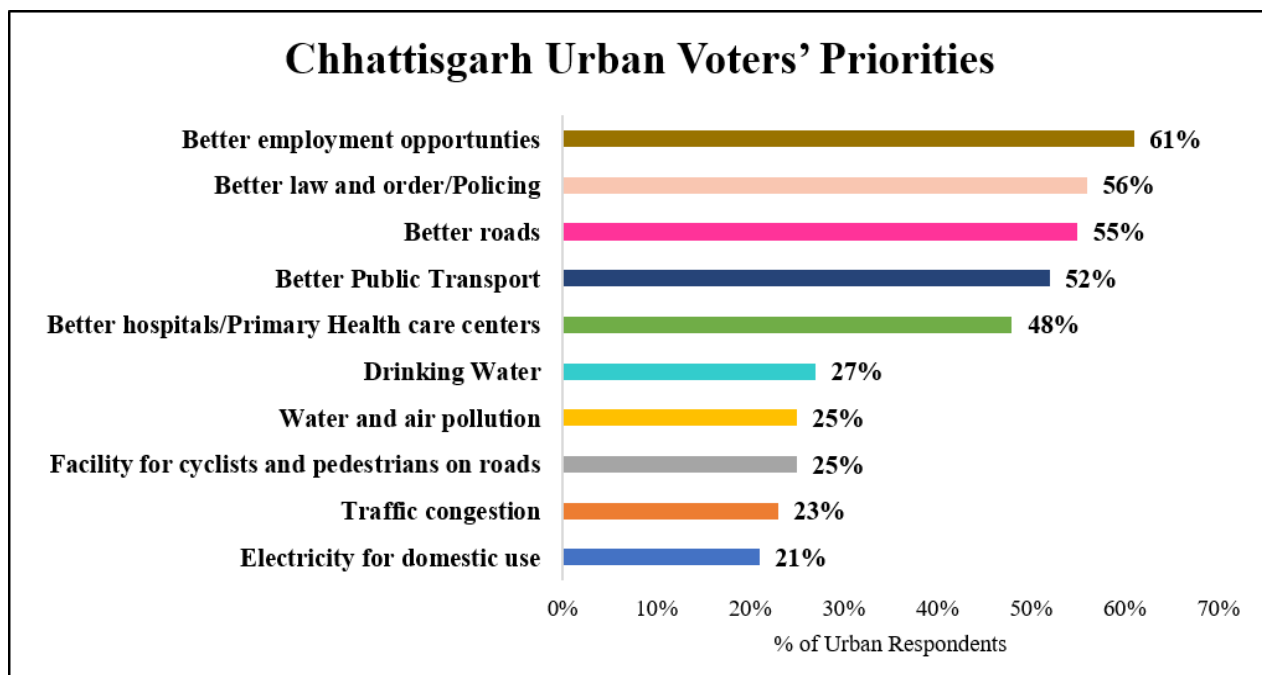


Graph 3: Rural Voters' Priorities in Chhattisgarh

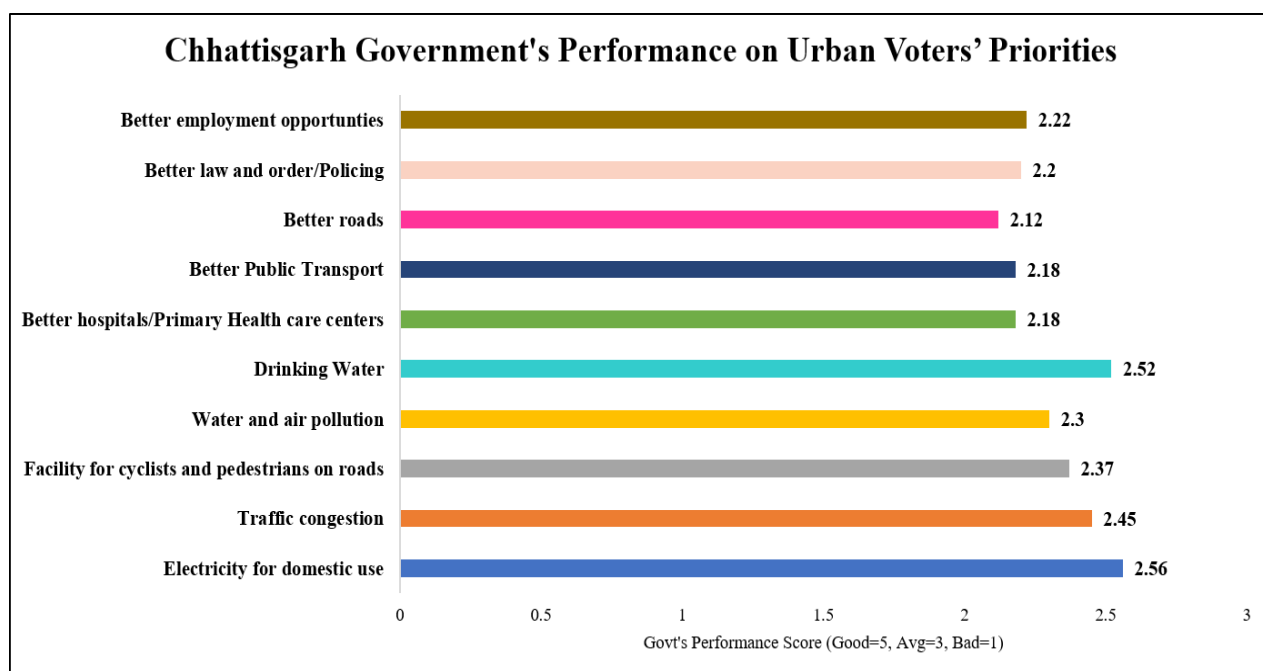


Graph 4: Performance of Government on Rural Voters' Priorities in Chhattisgarh

III. Urban Voters' Priorities and the Performance of Government in Chhattisgarh



Graph 5: Urban Voters' Priorities in Chhattisgarh



Graph 6: Performance of the Government on Urban Voters' Priorities in Chhattisgarh

VOTING BEHAVIOUR

The survey tried to analyse the following aspects with respect to voting behaviour – (i) factors influencing voting behaviour, (ii) opinion regarding criminal candidates contesting in elections, and (iii) voter awareness regarding the role of crime and money.

To identify the factors that influence voting behaviour following queries were posed – “What are the reasons you vote for a candidate?” and “In an election, whose opinion mattered the most while deciding which candidate to vote for?”.

In order to comprehend voters’ opinion regarding criminal candidates contesting in elections, the two questions that were posed were – “Should someone with a criminal case be in Parliament or State Assembly?” and “Why do people vote for those with criminal records?”.

To assess voter awareness regarding the role of crime and money, the following questions were asked – “Do you know that distribution of cash/money/gifts etc. are illegal?”, “Are you aware of instances of distribution of cash/money/gifts/liquor in your constituency during the last election?”, and “Do you know that you can get information on criminal records of the candidates?”.

Salient Observations on Voting Behaviour in Chhattisgarh

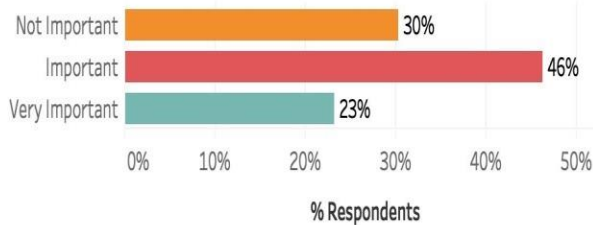
- According to the Chhattisgarh Survey 2018, highest percentage of voters said CM Candidate was the most significant reason (Important: 31% and Very Important: 67%) for voting for a candidate in an election. This was followed by Candidate’s Party (Important: 29% and Very Important: 43%) and the Candidate himself/herself (Important: 46% and Very Important: 23%).
- For 23% voters, distribution of cash, liquor, gifts etc. was an important (7%) and very important (16%) factor in voting a particular candidate in an election.
- While deciding which candidate to vote for in an election, 58% Chhattisgarh voters stated that

their own opinion mattered the most, followed by voters for whom opinion of their Family Members (21%) and Spouse (19%) mattered the most.

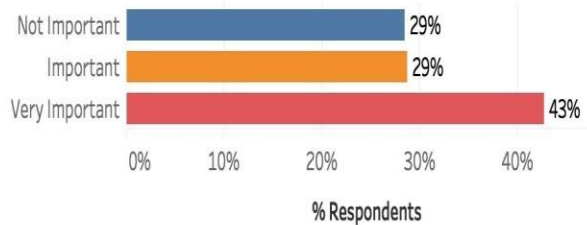
- A significant amount of voters (59%) knew that distribution of cash, gifts etc. are illegal.
- Only 18% voters said that they were aware of instances where such inducements were offered to the voters in return for their votes.
- 98% voters felt that candidates with criminal background should not be in Parliament or State Assembly.
- Only 32% voters knew that they could get information on criminal records of the candidates.
- In relation to voting candidates with criminal antecedents, 30% voters said that people vote for such candidates because they spend generously in elections.
- 28% voters felt that people vote for candidates with criminal background because they otherwise do good work.
- In the opinion of 23% voters, people vote for criminal candidates because they don't know about the criminal record of the candidate.
- Caste and religious considerations are also key factors for 16% voters in choosing candidates with criminal records.
- Other factors in voting for criminal candidates was that criminal cases against such candidates are not of serious nature (13%) and that the candidate is powerful (12%).

Voter Behaviour I

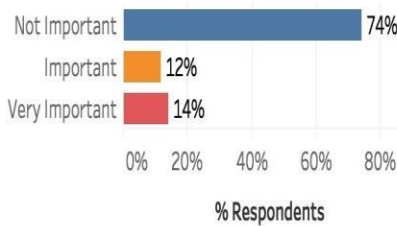
What are the reasons you vote for a candidate? - The Candidate



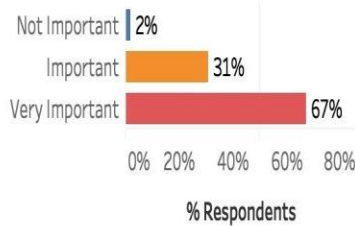
What are the reasons you vote for a candidate? - Candidate's Party



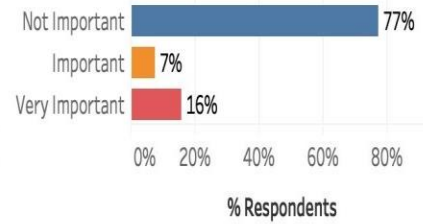
What are the reasons you vote for a candidate? - Candidate's caste or religion



What are the reasons you vote for a candidate? - Chief Ministerial Candidate

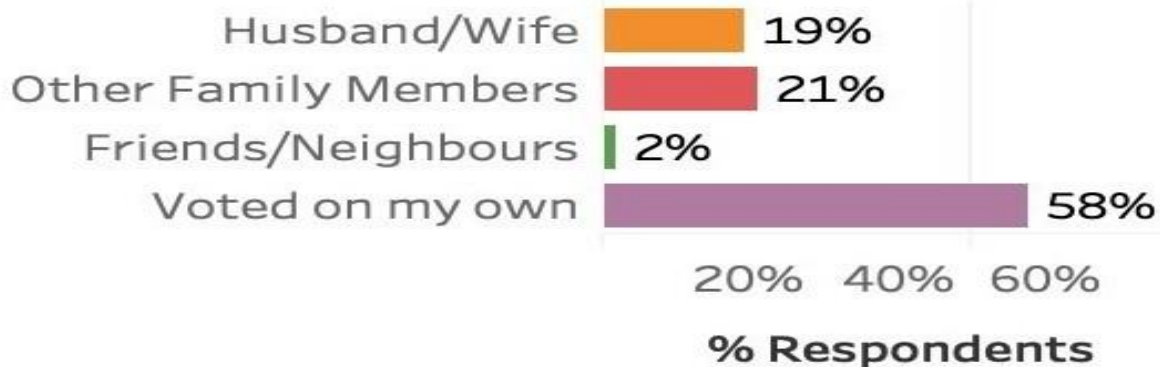


What are the reasons you vote for a candidate? - Distribution of cash, liquor, gifts etc.



Graph 7: Factors Influencing Voting Behaviour

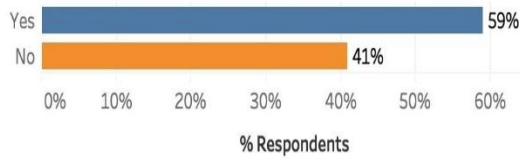
In deciding who to vote for in an election, whose opinion mattered the most?



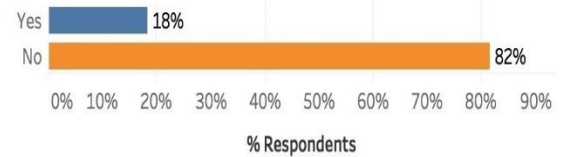
Graph 8: In an election, whose opinion mattered the most while deciding which candidate to vote

Voter Behaviour II

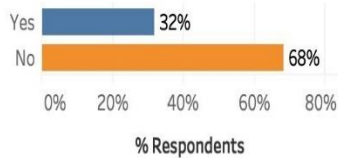
Do you know that distribution of Cash/money/gifts are illegal?



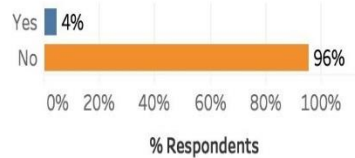
Are you aware of instances of distribution of money/cash/gifts/liquor in your constituency during the last election?



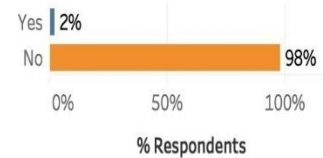
Do you know that you can get information on criminal records of the candidates?



Do you think people should vote for candidates with a criminal record/arrested in jail?



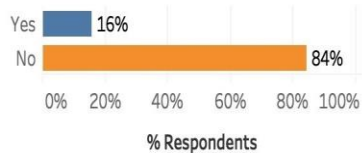
Should someone with a criminal case be in Parliament or State Assembly?



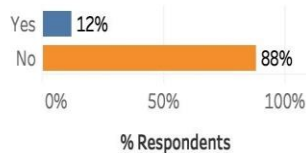
Graph 9: Voter Awareness regarding the Role of Crime and Money in Elections

Voter Behaviour III

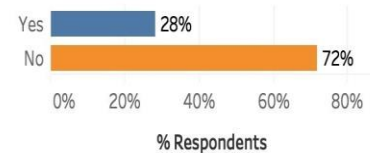
Why do you think people vote for candidate with a criminal record? Candidate is of similar caste/religion



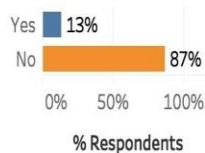
Why do you think people vote for candidate with a criminal record? Candidate is powerful



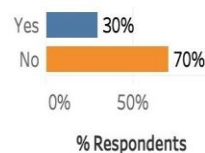
Why do you think people vote for candidate with a criminal record? Candidate otherwise does good work



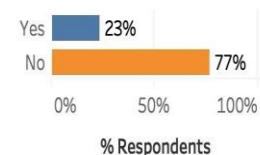
Why do you think people vote for candidate with a criminal record? Cases against him are not serious



Why do you think people vote for candidate with a criminal record? Candidate has spent generously in elections



Why do you think people vote for candidate with a criminal record? Voters don't know about the criminal record

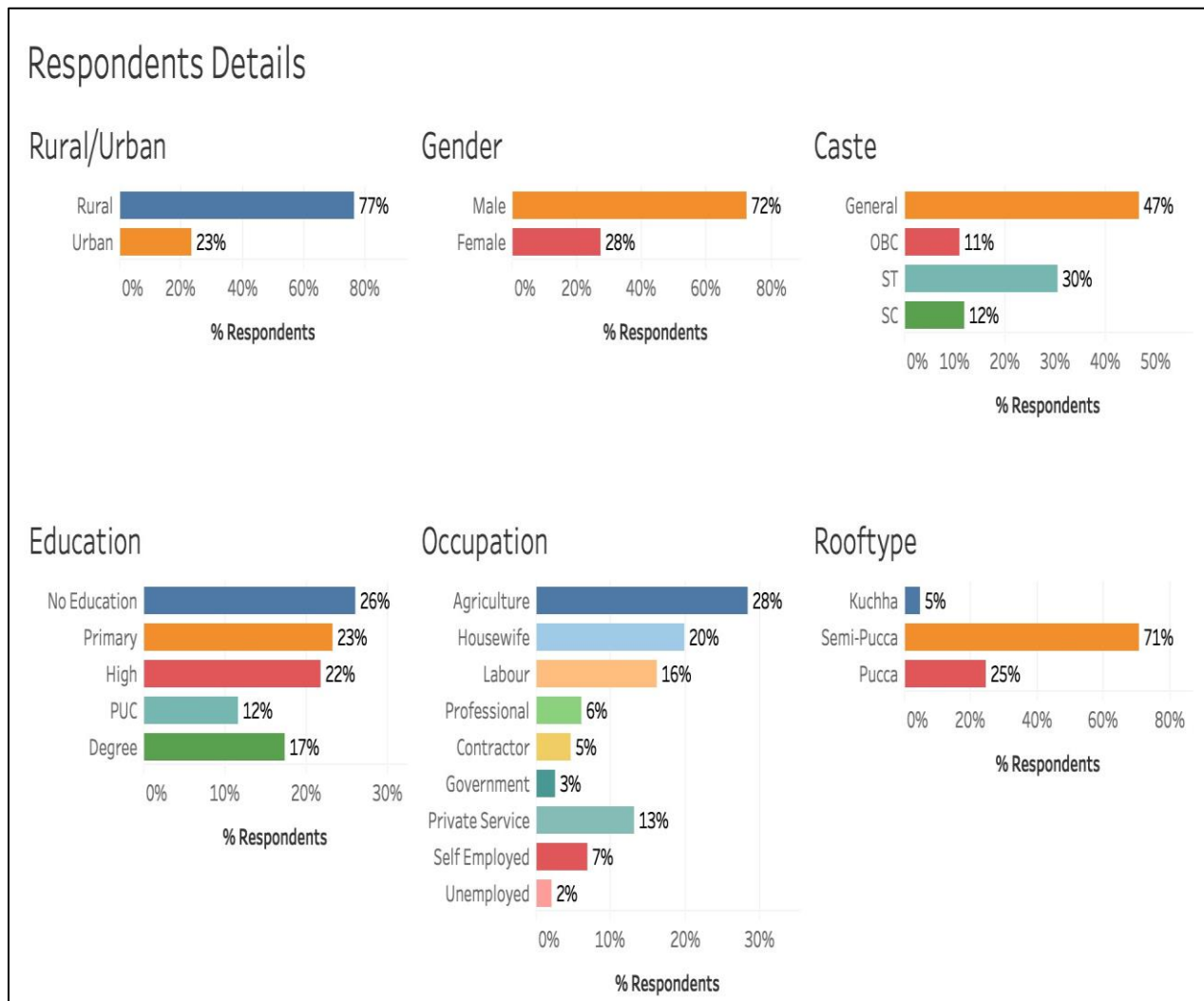


Graph 10: Voters' Opinion regarding Criminal Candidates Contesting in Elections

VOTERS' DEMOGRAPHIC DETAILS

- 77% of the voters surveyed were from rural areas and 23% were from urban areas.
- 72% were Males and 28% were Females.
- 47% were of General caste, 11% OBC, 30% ST, and 12% SC.

The other respondent details can be observed from the graphs below.



Graph 11: Voters' Demographic Details

CONCLUSION

The Chhattisgarh Survey Report 2018 points to the fact that voters' priorities in Chhattisgarh have been neglected by the government in power. This is quite clear from the fact that the government has performed poorly and underwhelmingly on all ten governance issues as rated by the voters. The analysis of the trend of voters' priorities and the government's performance in Chhattisgarh poses a few critical questions to the government and the legislators -

- Are the decisions related to public policies in different spheres like infrastructure, social and economic development etc. made in favour of certain sections of the society at the expense of overall social welfare?
- Is there a need for the Government to reallocate/plan budget expenditure as per the voters' priorities?
- How can political parties be made more accountable in delivering on the promises made in the manifesto?
- What policy changes need to be made to provide employment, better health care and drinking water to the deprived sections of the society?

The fact that the electorate has no role once the politician has been elected, allows the priority of the elected candidates to be determined by the political parties. It is then hoped that the electorate takes care to elect a better politician to represent them.

Political representation is about making constituents' preferences present in politics and governance. Behind these ratings is the daily reality that people living in our country face. The ratings try to capture this and help inform our Government what that number means and how the Government is perceived by the voters of this country.

DISCLAIMER

This survey was conducted to ascertain the most pressing governance issues that voters of India perceive to be affecting their daily lives and also to investigate whether the voters are happy with their respective governments with regard to the addressing of those issues.

The survey was conducted using sound scientific techniques and the consequent findings and reports were prepared using recognized data analysis techniques. The inferences drawn in this report are based on the responses provided by the Indian voters.

This survey is a systematic and scientific attempt to study the gap between governance-demands of the voters of India and the delivery of the respective governments as perceived by the Indian voters. This survey is in no way an attempt to appreciate or denigrate any government(s) or political party or individual or any other organization or institution.

Every effort has been made by ADR to ensure the accuracy and reliability of the data contained in this report.

Anyone using or quoting from this report should acknowledge the source as ‘Chhattisgarh Survey Report - 2018’.



**To Get Information About Candidates/Parties/MPs/MLAs/
Corporators/PILs in courts**



Give us missed call on: **08010445555**

Toll Free Helpline No: **1800-110-440**

Journalist Helpline no: **8010394248**

Subscribe to ADR on **WhatsApp**
for updates: **7840067840**

Visit: **www.myneta.info**

Email: **adr@adrindia.org**

Send SMS: **Myneta <pincode or constituency>
to 56070 or 9212356070**

To contact ADR State Partners, visit:
<https://adrindia.org/about-adr/state-coordinators>

Social Media

 /myneta.info
  /adrindia.org
  @adrspkaks
  /adrspkaks
  /adrspkaks
 <https://in.linkedin.com/company/association-of-democratic-reforms-adr->

Our Websites

www.adrindia.org
Provides detailed analytical
reports of Lok Sabha, State
Assemblies, local body elections
& financial reports of political
parties & ongoing PILs in courts

www.myneta.info
Provides full information of criminal
cases, asset, liability and education
details declared by candidates in the
self sworn affidavits

Android Apps

Myneta: The criminal, financial, educational & other background
information self declared by candidates in their affidavits during elections
is now available on your mobile phones.

Election Watch Reporter: This app provides a tool to the citizens to
capture violations of election related laws & the code of conduct.
Both the applications are available on Google Play Store.