

Date: 21-05-2019

ANALYSIS OF DONATIONS RECEIVED BY REGIONAL POLITICAL PARTIES – FY 2017-18

A Report by
Association for Democratic Reforms

Association for Democratic Reforms
T-95, 2nd floor, C.L. House, Gautam Nagar
New Delhi – 110 049
Email: adr@adrindia.org; Phone: 011-4165 4200

Table of Contents

Executive Summary	3
Observations	8
Recommendations.....	8
Detailed Report.....	9
I. Donations declared by Regional Parties to the ECI (FY 2017-18).....	9
II. Comparison of donations received by Regional Parties between FY 2016-17 and FY 2017-18	10
III. Cash donations declared by Regional Parties in FY 2017-18.....	12
IV. State-wise donations to Regional Parties in FY 2017-18	13
State-wise donations to Regional Parties in FY 2017-18.....	13
V. Mode of contribution to Regional Parties in FY 2017-18	14
VI. Donors from Corporates/ business sectors Vs. Individual donors.....	15
VII. Disclosure of PAN details of donors by Regional parties, FY 2017-18.....	15
VIII. Donations to Regional Parties worth Rs 50 lakhs and above, FY 2017-18	16
Contact details	19
Disclaimer	19
Annexure-1	20
Annexure – 2	21
Annexure – 3	23
Annexure – 4	24
Annexure – 5	25

Analysis of Donations declared by Regional Political Parties – FY 2017-18

This report, prepared by **Association for Democratic Reforms (ADR)** focuses on donations declared by Regional Political Parties, during the Financial Year 2017-18, as submitted by the parties to the Election Commission of India (ECI).

Executive Summary

The **executive summary** below lists the key observations drawn from the report:

I. Status of submission of Contributions Report by Regional Parties to ECI (FY 2017-18)

Out of 48 regional parties analyzed, **only 15** had submitted their donations report to the ECI in the stipulated time period. 16 other regional parties have delayed their submission by a maximum of 31 days to 1 day. There are **17 Regional Political parties who have defaulted** in the submission of their donations report to the ECI during FY 2017-18, till date, 21st May, 2019.

S.No.	Political Party	Financial Year- 2017-18 : Due date for filing report: 30.09.2018		
		Party Code	Date of Submission	No. of days by which delayed
1	Naga People's Front	NPF	8-May-18	0
2	All India Anna Dravida Munnetra Kazhagam	AIADMK	29-Jun-18	0
3	Maharashtra Navnirman Sena	MNS	13-Jul-18	0
4	Telugu Desam Party	TDP	13-Jul-18	0
5	All India United Democratic Front	AIUDF	20-Jul-18	0
6	Shiromani Akali Dal	SAD	26-Jul-18	0
7	Jharkhand Mukti Morcha	JMM	27-Aug-18	0
8	Yuvajana Sramika Rythu Congress Party	YSRC	29-Aug-18	0
9	Shiv Sena	SHS	19-Sep-18	0
10	Janata Dal (United)	JDU	20-Sep-18	0
11	Jharkhand Vikas Morcha (Prajantrik)	JVM-P	20-Sep-18	0
12	Dravida Munnetra Kazhagam	DMK	27-Sep-18	0
13	Rashtriya Lok Dal	RLD	28-Sep-18	0
14	Telangana Rashtra Samithi	TRS	23-Jul-18	0
15	Samajwadi Party	SP	29-Sep-18	0
16	Pattali Makkal Katchi	PMK	1-Oct-18	1 Day
17	Rashtriya Janata Dal	RJD	3-Oct-18	2 Days
18	All India Majlis-E-Ittehad-UI-Muslimeen	AIMIM	4-Oct-18	3 Days
19	Janata Dal (Secular)	JDS	4-Oct-18	3 Days
20	Biju Janata Dal	BJD	6-Oct-18	5 Days
21	Lok Janshakti Party	LJP	11-Oct-18	10 Days
22	All India Forward Bloc	AIFB	11-Oct-18	10 Days
23	Aam Aadmi Party	AAP	15-Oct-18	14 Days
24	All India N.R. Congress	AINRC	18-Oct-18	17 Days
25	Jammu & Kashmir National Conference	JKNC	20-Oct-18	20 Days
26	Zoram Nationalist Party	ZNP	22-Oct-18	21 Days
27	Sikkim Democratic Front	SDF	27-Oct-18	26 Days
28	Maharashtrawadi Gomantak Party	MGP	29-Oct-18	28 Days

S.No.	Political Party	Financial Year- 2017-18 : Due date for filing report: 30.09.2018		
		Party Code	Date of Submission	No. of days by which delayed
29	Sikkim Krantikari Morcha	SKM	30-Oct-18	29 Days
30	Desiya Murpokku Dravida Kazhagam	DMDK	31-Oct-18	30 Days
31	Indian Union Muslim League	IUML	1-Nov-18	31 Days
32	Asom Gana Parishad	AGP	Not available on ECI website	233 Days (As on 21st May, 2019)
33	AJSU Party	AJSU	Not available on ECI website	
34	Bodoland Peoples Front	BPF	Not available on ECI website	
35	Hill State People's Democratic Party	HSPDP	Not available on ECI website	
36	Indian National Lok Dal	INLD	Not available on ECI website	
37	Jammu and Kashmir Peoples Democratic Party	JKPDP	Not available on ECI website	
38	Jammu & Kashmir National Panthers Party	JKNPP	Not available on ECI website	
39	Kerala Congress (M)	KC-M	Not available on ECI website	
40	Mizoram People's Conference	MPC	Not available on ECI website	
41	Mizo National Front	MNF	Not available on ECI website	
42	National People's Party	NPP	Not available on ECI website	
43	People's Democratic Alliance	PDA	Not available on ECI website	
44	People's Democratic Front	PDF	Not available on ECI website	
45	People's Party of Arunachal	PPA	Not available on ECI website	
46	Rashtriya Lok Samta Party	RLSP	Not available on ECI website	
47	Revolutionary Socialist Party	RSP	Not available on ECI website	
48	United Democratic Party	UDP	Not available on ECI website	

II. Donations to Regional Parties as declared to the ECI (FY 2017-18)

- Under **Section 29C(1) of the Representation of People's Act, 1951**, political parties are required to prepare a report providing details of contributions **in excess of twenty thousand rupees** from any person in a particular financial year to avail 100% tax exemption. However, in FY 2017-18, we see that **10 Regional Parties** (AAP, SAD, DMK, SDF, NPF, MGP, MNS, PMK, AINRC and DMDK) have also provided details of donations received **below Rs 20,000** in their contributions report.
- The total amount of donations declared by Regional Parties, including both above and below Rs 20,000, was **Rs 54.81 cr**, from **2824 donations**.
- With regard to the total amount of donations, **BJD** leads with **Rs 13.04 cr** from 6 donations followed by **JDU**, which has declared receiving **Rs 11.19 cr** from 27 donations. **YSR-C** declared receiving **Rs 8.35 cr** that is the third highest amongst all regional parties.
- 59.44% or Rs 32.58 cr** of the total donations received by Regional Parties have been received solely by top three Regional Parties.

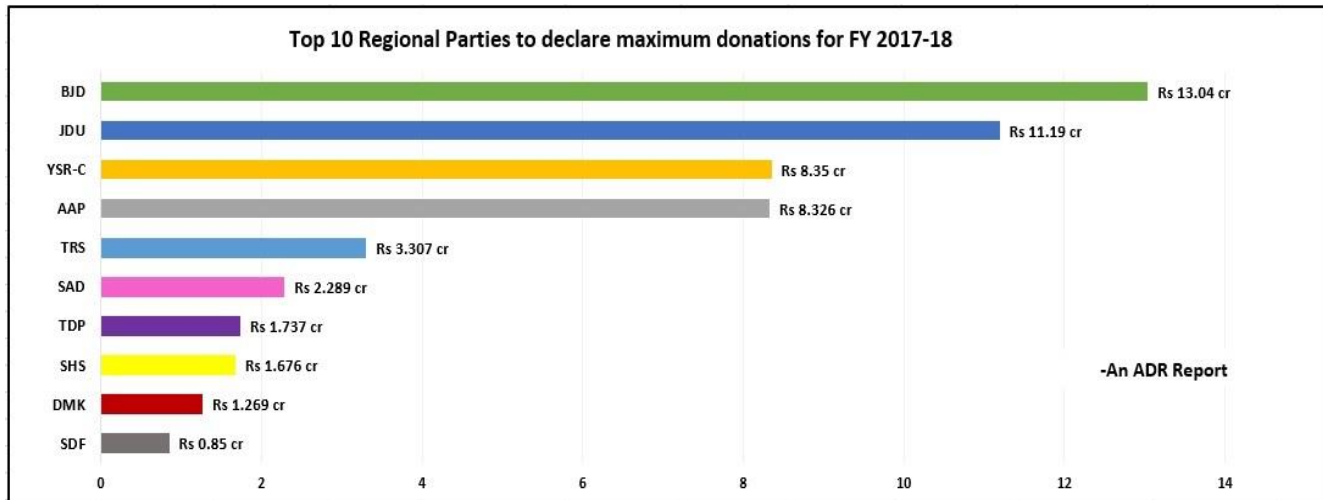


Chart: Top 10 Regional Parties to declare maximum donations for FY 2017-18

III. Comparison of donations received by Regional Parties between FY 2016-17 and FY 2017-18

- YSR-C, TRS, JDU and DMDK saw the maximum percentage increase in their income from donations between FY 2016-17 and 2017-18.
- Donations to YSR-C increased by **95%**, followed by DMDK for which it was **93%**, TRS for which it was **90%**, and JDU that saw an increase of **87%**.

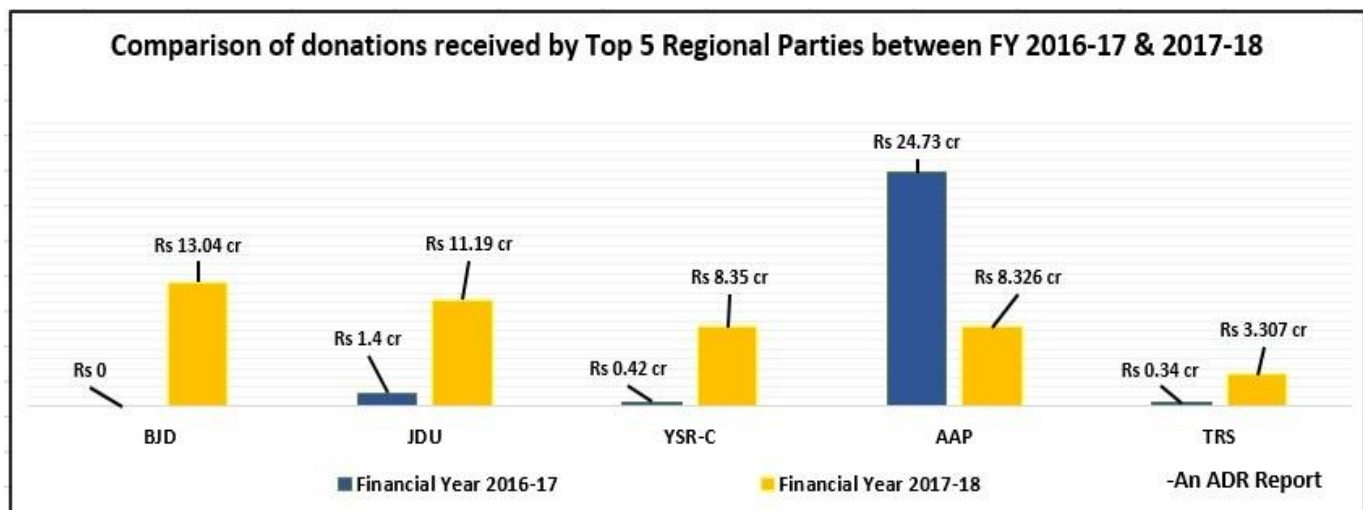


Chart: Comparison of donations received by top 5 Regional Parties between FY 2016-17 & 2017-18

IV. Cash donations declared by the Regional Parties – FY 2017-18

- Out of the total donations of **Rs 54.81 cr** declared by the Regional Parties, **Rs 77.49 lakhs** from **434 donations** was received in cash during FY 2017-18. This formed **1.4%** of the **total donations** to the parties.
- Maximum donations in cash** was declared by **NPF**, which collected a total of **Rs 65.26 lakhs**, followed by **AINRC** with **Rs 4.20 lakhs** and **PMK** with **Rs 3.81 lakhs**.
- Among all the states, donors from **Tamil Nadu** made the highest donations of **Rs 4.32 lakhs** in cash followed by donors from **Puducherry** who donated a total of **Rs 4.20 lakhs** in cash.
- Donations worth Rs 65.67 lakhs in cash did not have address details. 2 Regional Parties (NPF and DMK)** have received such donations in FY 2017-18. (Refer: Annexure 1)

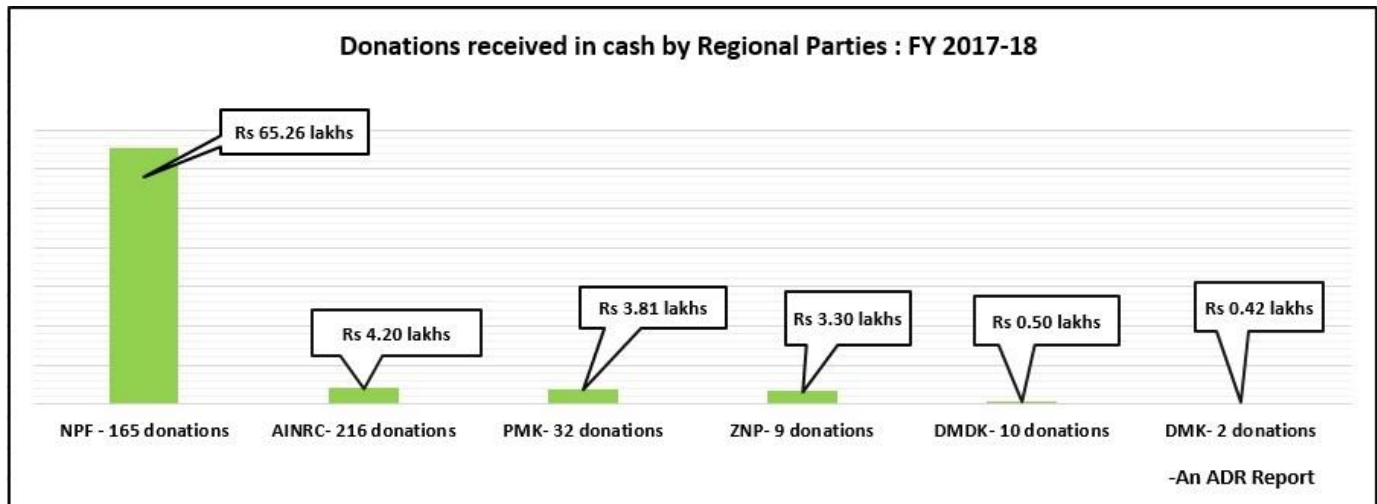


Chart: Donations received in cash by Regional Parties for FY 2017-18

V. State-wise donations to Regional Parties

- Segregation of donations according to location** was made by **ADR** based on the **addresses** provided by the parties in their donations report to the ECI.
- Donations declared by the Regional Parties contained details of donations received from 26 States/Union Territories/common capitals and 17 countries according to the declared address of donors. Only AAP declared donations from abroad.
- Regional parties have declared receiving the highest amount of **Rs 17.946 cr** from **Delhi**, followed by **Rs 9.03 cr** from **Maharashtra** and **Rs 5.194 cr** from **Karnataka**.

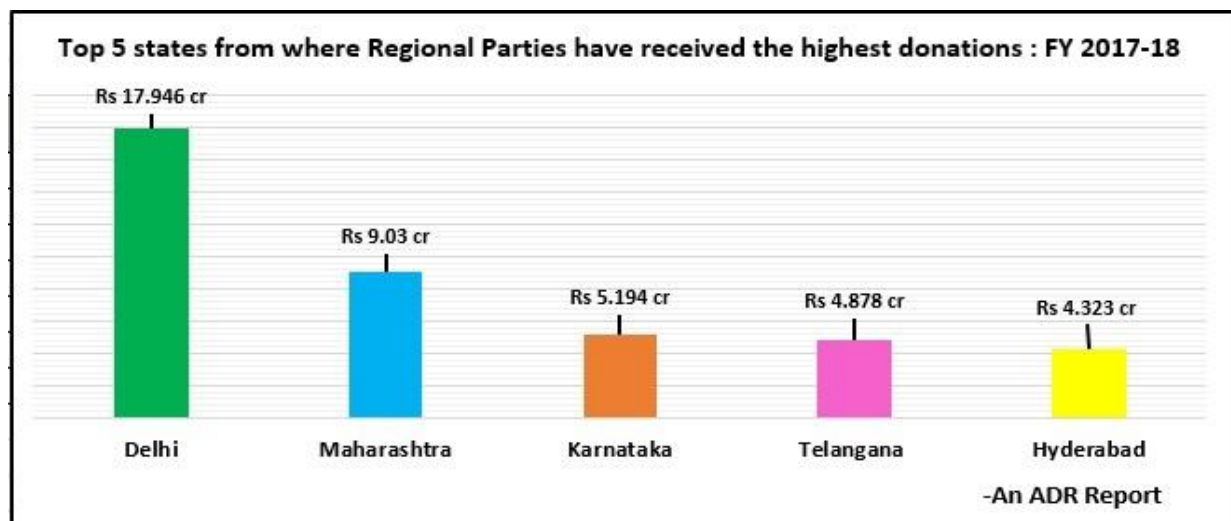


Chart: Top 5 states from where Regional Parties have received the highest donations for FY 2017-18

- 5%** or **Rs 0.416 cr** of the total donations above Rs 20,000 to **AAP** was received from **abroad**. (Annexure- 2)
- A total of **Rs 3.196 cr**, (5.83% of total donations received by the Regional parties, FY 2017-18), **could not be attributed to any State/Union Territory due to incomplete or lack of information provided by the parties.**

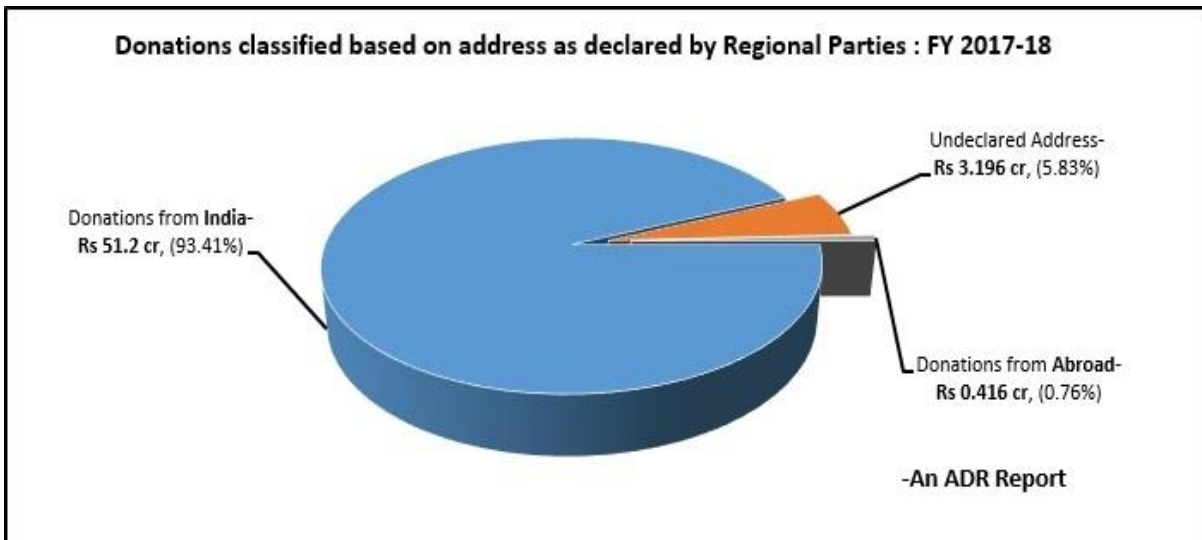


Chart: Donations classified based on address as declared by Regional Parties for FY 2017-18

VI. Donors from Corporates/ business sectors Vs. Individual donors

- 148** donations from **corporate/business** sectors amounting to **Rs 27.51 cr** were made to the Regional Parties while **2647** individual donors donated **Rs 26.15 cr** to the parties during FY 2017-18.
- While in case of [National Parties](#), **1361** donations were made by corporate/business sectors amounting to **Rs 422.04 cr** (89.82% of total donations) while **2772** individual donors donated **Rs 47.12 cr** (10.03% of total donations) during FY 2017-18.
- With the maximum number of donations during FY 2017-18, BJD has declared 5 donations from corporate/business sectors amounting to **Rs 13 cr** while one individual donor donated **Rs 4 lakhs** to the party.

VII. Disclosure of PAN details in donations

- Out of 24 Regional Parties who had declared receiving donations, **19 parties**, have **declared donations of donors without their PAN details**.
- Rs 12.40 cr** or **22.62%** of the total amount of donations received by Regional Parties **do not have PAN details**.
- It is to be noted that parties like **NPF, MGP, AINRC, JVM-P, ZNP, DMDK** and **RJD** who have declared 100 percent donations statements, **have not provided PAN details of even a single donor** in their donations statement.

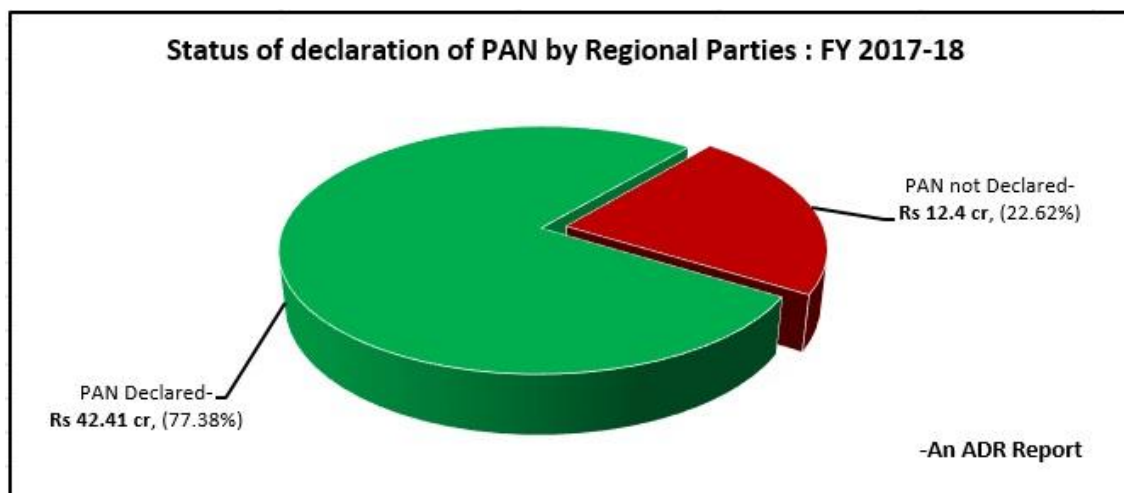


Chart: Status of declaration of PAN by Regional Parties for FY 2017-18

Observations

- a. ECI **notification dated 29th August, '14** stated that “...**no tax deduction shall be allowed on the contributions made in cash by any person or company to a political party. Accordingly, the political party shall maintain name and address of all such individuals, companies or entities making donation to it, excepting petty sums, donated by the public only during its public rallies**”. This notification was applicable for donations made from FY 2014-15 onwards. 2 regional parties **NPF (Rs 65.26 lakhs)** and **DMK (Rs 0.41 lakhs)** have received cash donations worth a total of **Rs 65.67 lakhs that do not have address details**.
- b. For FY 2017-18, address details for **389** donations worth **Rs 3.196 cr (5.83%** of total donations received by the Regional parties) were not declared by parties. The amount of such donations is as high as Rs 50 lakhs.
- c. Out of 24 Regional Parties who had declared receiving donations, **19 parties**, have **declared receiving 822 donations worth Rs 12.40 cr without PAN details**.
- d. For large number of donations, **Regional parties have mentioned 'Online/RTGS/Cheque no.'** as mode of contribution without providing any further information such as bank details. This makes it difficult to verify whether the information given is accurate or not.
- e. Out of a total of 2824 donations, mode of contribution for **356 donations** worth **Rs 18.88 cr** is incomplete/undeclared. Of these, mode of payment for **336 donations** worth **Rs 5.007 cr** received by **AAP** is incomplete/undeclared.

Recommendations

- a. The Supreme Court gave a judgment on September 13, 2013 declaring that no part of a candidate's affidavit should be left blank. Similarly, **no part of the Form 24A submitted by political parties providing details of donations above Rs 20,000 should be blank**.
- b. The National and Regional Parties should, ideally, **lead by example** by filing **complete and correct statements** of donations to the ECI **well in time** for public scrutiny so as to encourage financial transparency.
- c. It is suggested that the ECI **publicizes on its website details of the action taken (if any) against political parties that fail to provide required details** (such as name and address) of individuals, companies or entities making donations in cash.
- d. Parties **not adhering** to the deadline fixed by the Election Commission of India should be **penalized** by making them **liable to pay tax on 100% of their income** from various sources.
- e. **The National and Regional political parties must provide all information on their finances under the Right to Information Act**. This will go a long way in strengthening political parties, elections and democracy.

Detailed Report

Political parties rely heavily on donations for contesting elections and running their daily affairs. They receive huge sums of money in the form of donations/ contributions from corporates or business houses, trusts and individuals. Section 29C of the Representation of People Act, 1951 mandates that political parties submit their contribution details in excess of Rs 20,000 received from any person or a company to the ECI annually, in order to enjoy 100% tax exemption.

This report, prepared by **Association for Democratic Reforms (ADR)** focuses on donations received by 48 Regional Political Parties, during the Financial Year 2017-18, as submitted by the parties to the Election Commission of India (ECI).

I. Donations declared by Regional Parties to the ECI (FY 2017-18)

- Under **Section 29C(1) of the Representation of People's Act, 1951**, political parties are required to prepare a report providing details of contributions **in excess of twenty thousand rupees** from any person in a particular financial year to avail 100% tax exemption. However, in FY 2017-18, we see that **10 Regional Parties** (AAP, SAD, DMK, SDF, NPF, MGP, MNS, PMK, AINRC and DMDK) have also provided details of donations received **below Rs 20,000** in their contributions report, amounting to **Rs 29 lakhs**.
- The total amount of donations declared by Regional Parties, including both above and below Rs 20,000, was **Rs 54.81 cr**, from **2824 donations**.
- With regard to the total amount of donations, **BJD** leads with **Rs 13.04 cr** from 6 donations followed by **JDU**, which has declared receiving **Rs 11.19 cr** from 27 donations. **YSR-C** declared receiving **Rs 8.35 cr** that is the third highest amongst all regional parties.
- 59.44%** or **Rs 32.58 cr** of the total donations received by regional parties have been received solely by top three regional parties.
- No donations have been declared by **AIADMK, AIFB, AIMIM, JMM, JKNC, RLD** and **SKM** for FY 2017-18.

Donations declared by Regional parties during FY 2017-18						
S.No.	Party	Declared donations above Rs 20,000		Declared donations below Rs 20,000		Total (Rs in cr)
		Donations (Rs in cr)	No. of donations	Donations (Rs in cr)	No. of donations	
1	BJD	13.04	6	0	0	Rs 13.04 cr
2	JDU	11.19	27	0	0	Rs 11.19 cr
3	YSR-C	8.35	49	0	0	Rs 8.35 cr
4	AAP	8.325	1520	0.0013	3	Rs 8.326 cr
5	TRS	3.307	13	0	0	Rs 3.307 cr
6	SAD	2.257	250	0.032	44	Rs 2.289 cr
7	TDP	1.737	83	0	0	Rs 1.737 cr
8	SHS	1.676	187	0	0	Rs 1.676 cr
9	DMK	1.269	107	0.0005	1	Rs 1.269 cr
10	SDF	0.850	7	0.0012	1	Rs 0.85 cr
11	JDS	0.787	20	0	0	Rs 0.787 cr
12	SP	0.660	12	0	0	Rs 0.66 cr
13	NPF	0.484	19	0.168	146	Rs 0.652 cr

Donations declared by Regional parties during FY 2017-18						
S.No.	Party	Declared donations above Rs 20,000		Declared donations below Rs 20,000		Total (Rs in cr)
		Donations (Rs in cr)	No. of donations	Donations (Rs in cr)	No. of donations	
14	IUML	0.157	6	0	0	Rs 0.157 cr
15	MGP	0.1047	15	0.00239	2	Rs 0.107 cr
16	MNS	0.105	4	0.0021	2	Rs 0.107 cr
17	AIUDF	0.070	7	0	0	Rs 0.07 cr
18	LJP	0.069	16	0	0	Rs 0.069 cr
19	PMK	0.0045	3	0.0411	35	Rs 0.0456 cr
20	AINRC	0	0	0.042	216	Rs 0.042 cr
21	JVM-P	0.035	2	0	0	Rs 0.035 cr
22	ZNP	0.033	9	0	0	Rs 0.033 cr
23	DMDK	0.003	1	0.005	10	Rs 0.008 cr
24	RJD	0.005	1	0	0	Rs 0.005 cr
25	AIFB	0	0	0	0	Rs 0
26	AIADMK	0	0	0	0	Rs 0
27	AIMIM	0	0	0	0	Rs 0
28	JKNC	0	0	0	0	Rs 0
29	JMM	0	0	0	0	Rs 0
30	RLD	0	0	0	0	Rs 0
31	SKM	0	0	0	0	Rs 0
Total		Rs 54.52 cr	2,364 donors	Rs 0.29 cr	460 donors	Rs 54.81 cr

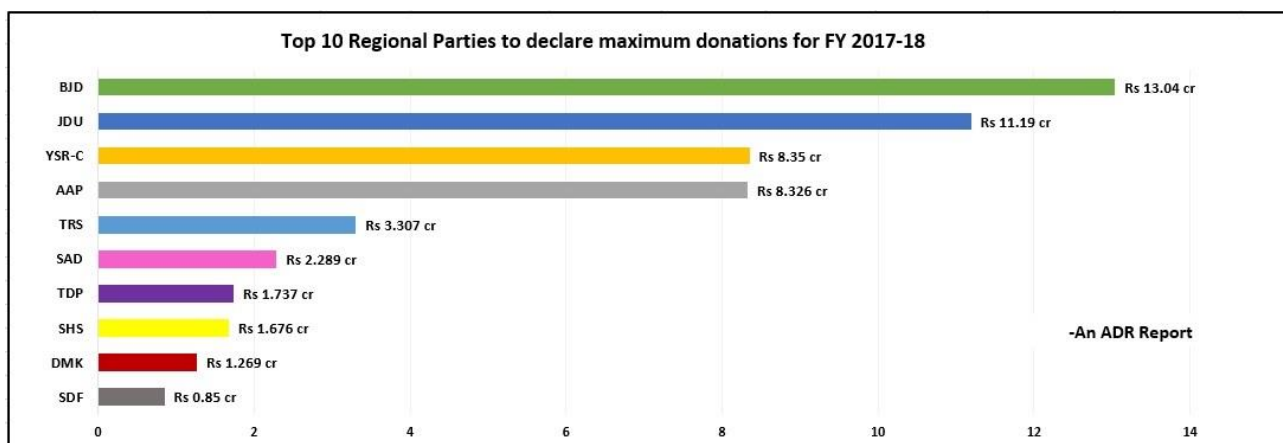


Chart: Top 10 Regional Parties to declare maximum donations for FY 2017-18

II. Comparison of donations received by Regional Parties between FY 2016-17 and FY 2017-18

- 5 regional parties** considered for this report did not submit their one year contribution report in the two financial years : IUML, SKM, AGP, BPF and KC-M
- BJD, JDU, YSR-C, TRS, DMK, SDF, NPF, JVM-P, ZNP and DMDK** are the **ten regional parties**, which have declared an **increase** in the amount of donations received between FY 2016-17 and 2017-18.

- c. The overall donations of **14 Regional Parties** saw a **decline** in the current financial year, 2017-18 from the previous financial year, 2016-17.

Comparison of donations received by Regional Parties between FY 2016-17 and FY 2017-18 (Rs in cr)				
Regional Party	FY 2016-17 (A)	FY 2017-18 (B)	Amount increased/decreased since last year (B-A=C)	Percentage increase/decrease (C/B*100)
BJD	0	13.04	13.04	-
JDU	1.4	11.19	9.79	87%
YSR-C	0.42	8.35	7.93	95%
TRS	0.34	3.307	2.967	90%
DMK	0.757	1.269	0.512	40%
SDF	0.479	0.85	0.371	44%
NPF	0.41	0.652	0.242	37%
JVM-P	0	0.035	0.035	-
ZNP	0.019	0.033	0.014	42%
DMDK	0.0006	0.008	0.007	93%
AIADMK	0	0	0	0%
AIFB	0	0	0	0%
JKNC	0	0	0	0%
JMM	0	0	0	0%
AIMIM	0	0	0	0%
MGP	3.64	0.107	-3.533	-3302%
AINRC	0.68	0.042	-0.638	-1519%
Shiv Sena	25.65	1.676	-23.974	-1430%
RJD	0.07	0.005	-0.065	-1300%
MNS	1.427	0.107	-1.32	-1234%
SP	6.91	0.66	-6.25	-947%
LJP	0.43	0.069	-0.361	-723%
SAD	15.45	2.289	-13.161	-575%
JDS	4.209	0.787	-3.422	-435%
AAP	24.73	8.326	-16.404	-197%
AIUDF	0.195	0.07	-0.125	-179%
TDP	1.89	1.737	-0.153	-9%
PMK	0.047	0.0456	-0.001	-3%
RLD	1.257	0	-1.257	-
IUML	Not available on ECI website	0.157	-	-
SKM	Not available on ECI website	0	-	-
AGP	0.437	Not available on ECI website	-	-
BPF	0.33	Not available on ECI website	-	-
KC-M	0.187	Not available on ECI website	-	-
Total	Rs 91.37 cr	Rs 54.81 cr	Rs - 36.56 cr	- 40.01%

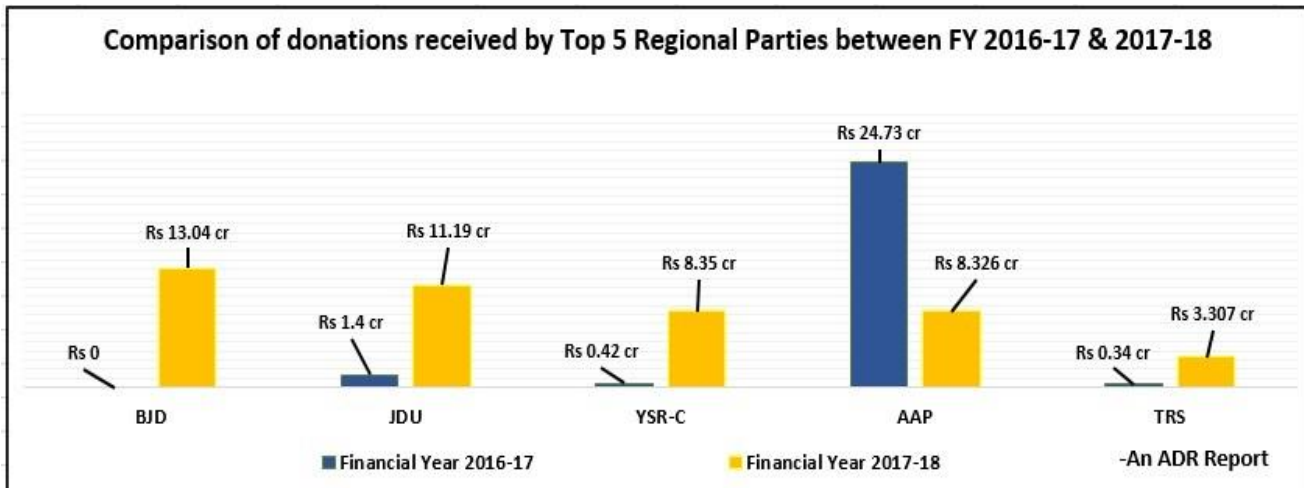


Chart: Comparison of donations received by top 5 Regional Parties between FY 2016-17 & 2017-18

III. Cash donations declared by Regional Parties in FY 2017-18

- Out of the total donations of **Rs 54.81 cr** declared by the Regional Parties, **Rs 77.49 lakhs** from **434 donations** was received in **cash** during FY 2017-18. This formed **1.4%** of the **total donations** to the parties.
- Maximum donations in cash** was declared by **NPF**, which collected a total of **Rs 65.26 lakhs**, followed by **AINRC** with **Rs 4.20 lakhs** and **PMK** with **Rs 3.81 lakhs**.
- Among all the states, donors from **Tamil Nadu** made the highest donations of **Rs 4.32 lakhs** in cash followed by donors from **Puducherry** who donated a total of **Rs 4.20 lakhs** in cash.
- 2 regional parties (NPF and DMK)** have received cash donations worth a total of **Rs 65.67 lakhs** that **do not have address details**.
- For complete list of state wise cash donations, please refer to **Annexure – 1**.

Donations received by Regional Parties in cash - FY 2017-18 (Rs in lakhs)							
Party	NPF	AINRC	PMK	ZNP	DMDK	DMK	Total
Amount	65.26	4.20	3.81	3.30	0.50	0.42	Rs 77.49 lakhs
No. of donations	165	216	32	9	10	2	434

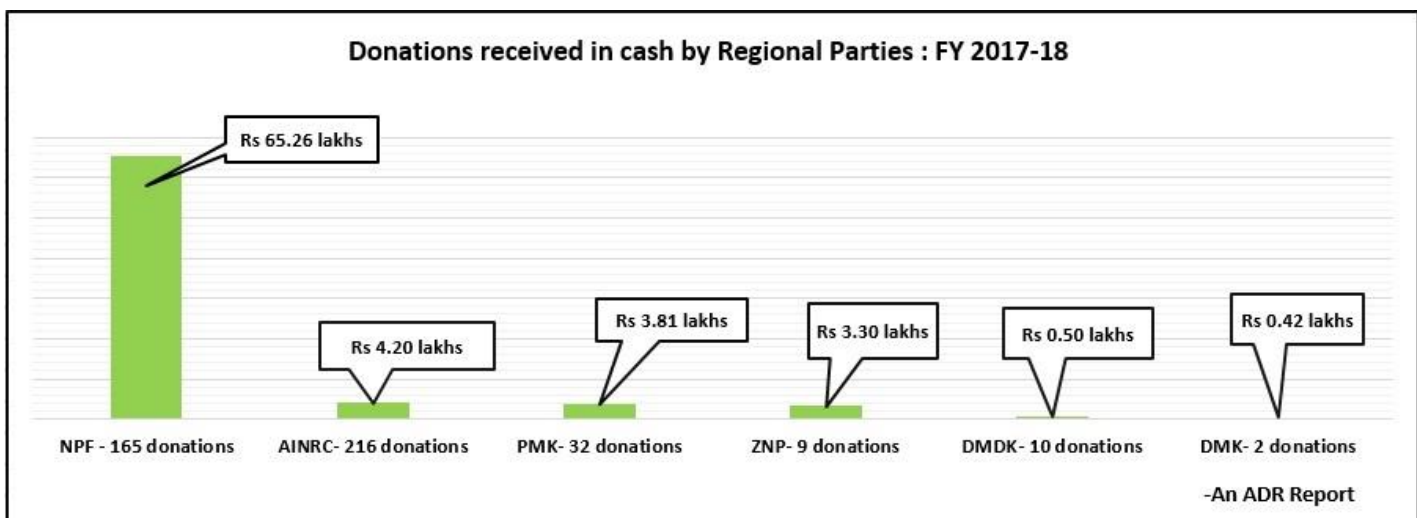


Chart: Donations received in cash by Regional Parties for FY 2017-18

IV. State-wise donations to Regional Parties in FY 2017-18

- Segregation of donations according to State and sectors** was made by **ADR** based on the **names** and **address** provided by the parties in their donations report to the ECI.
- Donations declared by the Regional Parties contained details of donations received from **26 States/Union Territories/common capitals** and **17 countries** according to the declared address of donors. Only AAP declared donations from abroad.
- Amongst all the states/UTs/common capitals, the highest amount of **Rs 17.946 cr** was donated to the Regional Parties from **Delhi**, followed by **Rs 9.03 cr** from **Maharashtra** and **Rs 5.194 cr** from **Karnataka**.

State-wise donations to Regional Parties in FY 2017-18		
State	Donations received from states (Rs in cr)	Percentage share
Delhi	17.946	32.74%
Maharashtra	9.03	16.48%
Karnataka	5.194	9.48%
Telangana	4.878	8.90%
Hyderabad	4.323	7.89%
Other states & countries	10.243	18.69%
Undeclared address	3.196	5.83%

- AAP** has received **Rs 0.416 cr** worth of donations from outside India, becoming the **only regional party** that has **received donations from across 17 countries outside India** (Refer Annexure – 2 for complete details of top 50 donations from abroad).
- Top 5 countries from where **AAP** has received donations are **USA, Singapore, Hong Kong, Canada** and **UK**.

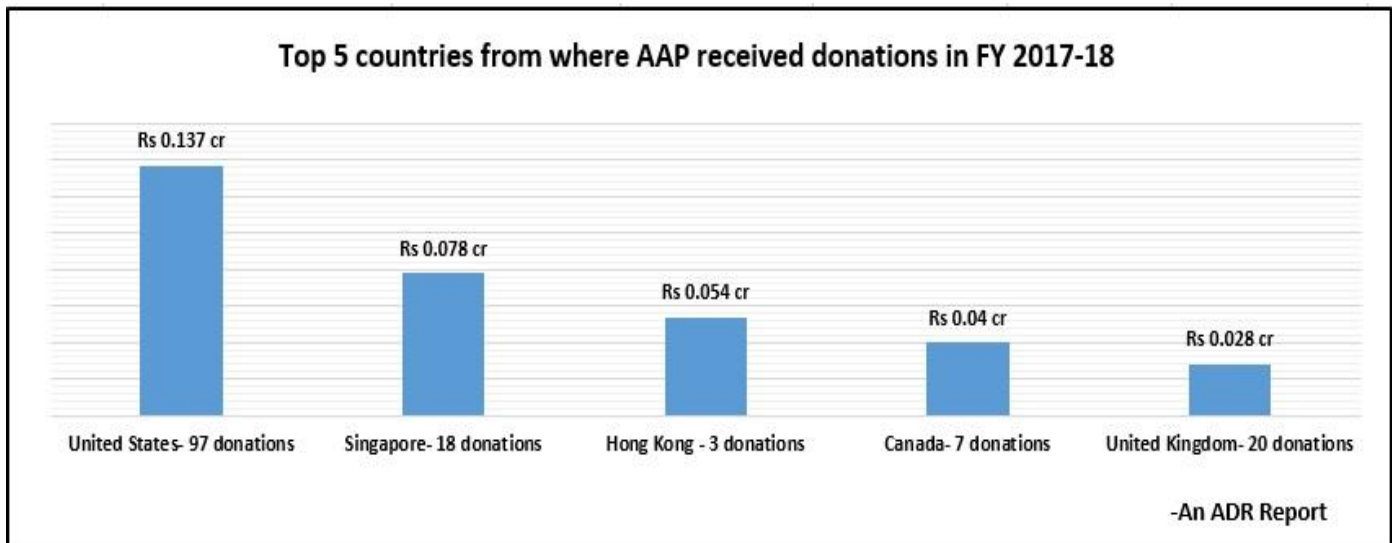


Chart: Top 5 countries from where AAP received donations in FY 2017-18

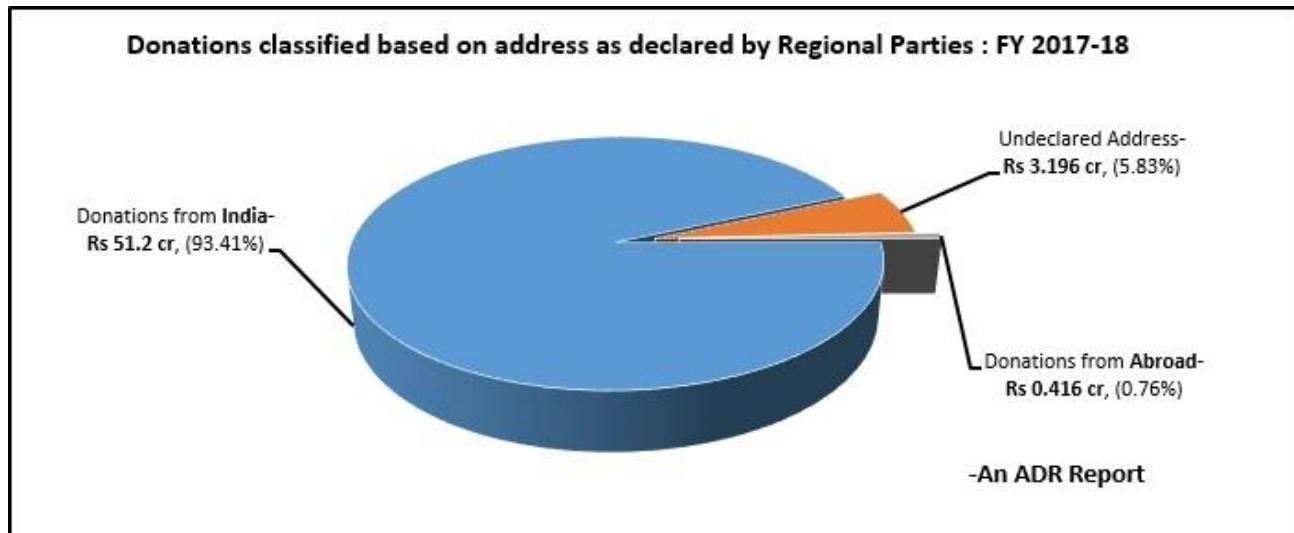


Chart: Donations classified based on address as declared by Regional Parties for FY 2017-18

V. Mode of contribution to Regional Parties in FY 2017-18

- Regional Parties declared receiving a total of **Rs 22.96 cr** through **bank transfer** from a total of **1297 donations**, forming **41.89%** of the total donations received. While **737 donations**, amounting to **Rs 12.20 cr** was received in the form of **cheque/DD**, forming **22.26%** of the total donations received.
- Mode of contribution details for donations worth **Rs 18.88 cr** or **34.45%** of the total amount were **incomplete or undeclared**.
- 434 donations** amounting to **Rs 0.77 cr** was received in cash.
- For complete list of mode of contribution to regional parties, please refer to **Annexure – 3**.

Mode through which donations were received as declared by Regional Parties for FY 2017-18 (Rs in cr)					
Donations	Cheque/DD	Bank Transfer	Incomplete & Undeclared	Cash	Grand Total
Total No of donations	737	1297	356	434	2,824 donations
Total donations declared (Rs in cr)	12.2	22.96	18.88	0.77	Rs 54.81 cr
Share of donations	22.26%	41.89%	34.45%	1.40%	100%

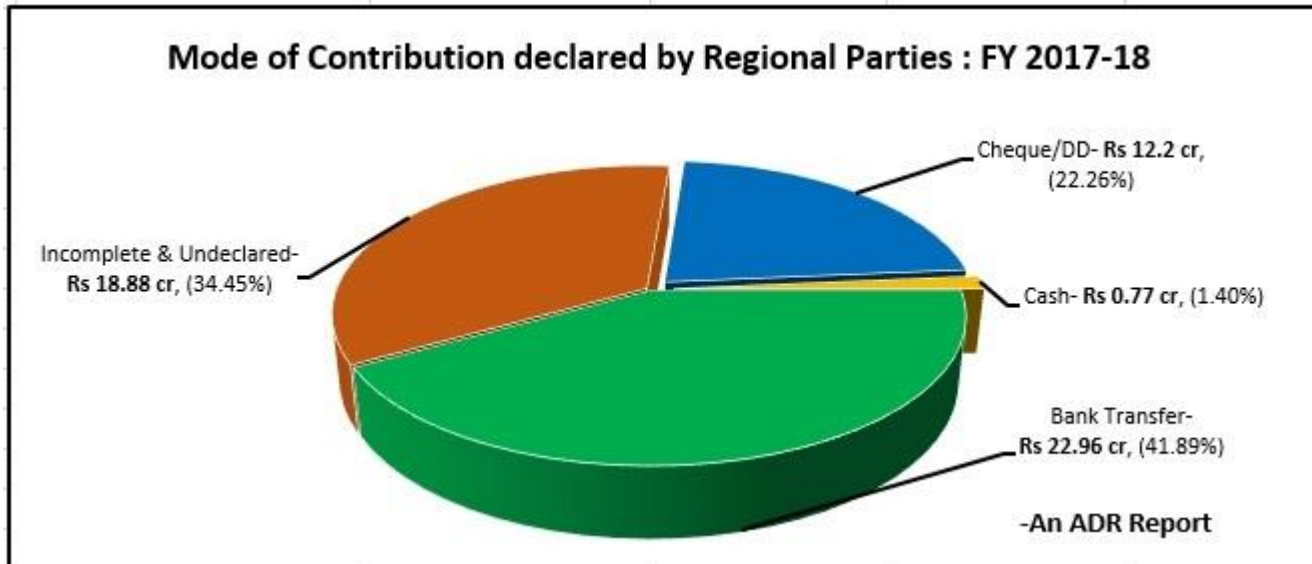


Chart: Mode of contribution declare by Regional Parties for FY 2017-18

VI. Donors from Corporates/ business sectors Vs. Individual donors

- Corporates/ business sectors have been segregated from individual donations by **ADR** as this segregation is not a part of the form submitted by the political parties to the ECI.
- 148** donations from **corporate/business** sectors amounting to **Rs 27.51 cr** were made to the Regional Parties while **2647** individual donors donated **Rs 26.15 cr** to the parties during FY 2017-18.
- With the maximum number of donations during FY 2017-18, BJD has declared 5 donations from corporate/business sectors amounting to **Rs 13 cr** while one individual donor donated **Rs 4 lakhs** to the party.
- For complete list of Sector-wise of contribution to regional parties, please refer to **Annexure – 4**.

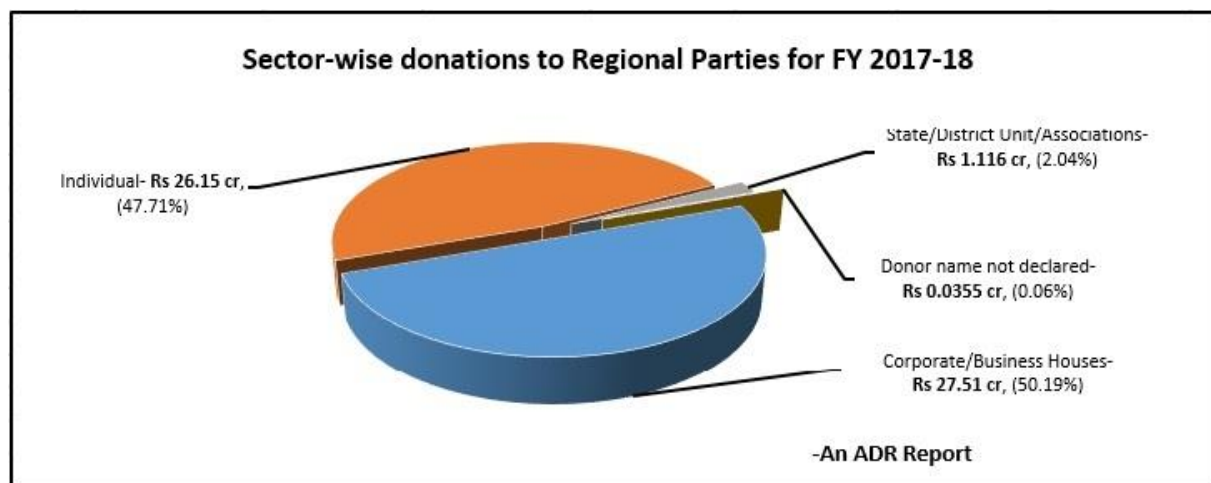


Chart: Sector-wise donations to Regional Parties for FY 2017-18

VII. Disclosure of PAN details of donors by Regional parties, FY 2017-18

- Out of 24 Regional Parties who had declared receiving donations, **19 parties**, have **declared receiving 822 donations without PAN details**.
- Parties like **NPF, MGP, AINRC, JVM-P, ZNP, DMDK** and **RJD** who have declared 100 percent donations above Rs 20,000, **have not provided PAN details of even a single donor** in its donations statement.

- c. **BJD** has received the maximum amount, **Rs 8 cr** from donations without PAN details, followed by **SAD**, which received an amount of **Rs 1.927 cr**, and **NPF** that received **Rs 65 lakhs** from such similar donations.

Status of declaration of PAN details of donations received by Regional Parties for FY 2017-18						
Regional Party	PAN not Declared		PAN Declared		Total no. of donations	Total amount of donations
	No. of donations without PAN details	Contributions (Rs in cr)	No. of donations with PAN details	Contributions (Rs in cr)		
BJD	2*	8.00	4	5.04	6	Rs 13.04 cr
JDU	1	0.05	26	11.14	27	Rs 11.19 cr
YSR-C	4	0.61	45	7.74	49	Rs 8.35 cr
AAP	257	0.621	1266	7.705	1523	Rs 8.326 cr
TRS	0	0	13	3.307	13	Rs 3.307 cr
SAD	75	1.927	219	0.362	294	Rs 2.289 cr
TDP	0	0	83	1.737	83	Rs 1.737 cr
SHS	4	0.019	183	1.657	187	Rs 1.676 cr
DMK	9	0.087	99	1.182	108	Rs 1.269 cr
SDF	1	0.001	7	0.85	8	Rs 0.85 cr
JDS	0	0	20	0.787	20	Rs 0.787 cr
SP	0	0	12	0.66	12	Rs 0.66 cr
NPF	165	0.652	0	-	165	Rs 0.652 cr
IUML	5	0.142	1	0.015	6	Rs 0.157 cr
MGP	17	0.107	0	-	17	Rs 0.107 cr
MNS	1	0.0009	5	0.106	6	Rs 0.107 cr
AIUDF	0	0	7	0.070	7	Rs 0.07 cr
LJP	5	0.0166	11	0.0526	16	Rs 0.069 cr
PMK	37	0.0446	1	0.001	38	Rs 0.0456 cr
AINRC	216	0.042	0	-	216	Rs 0.042 cr
JVM-P	2	0.035	0	-	2	Rs 0.035 cr
ZNP	9	0.033	0	-	9	Rs 0.033 cr
DMDK	11	0.008	0	-	11	Rs 0.008 cr
RJD	1	0.005	0	-	1	Rs 0.005 cr
Grand Total	822 donations	Rs 12.40 cr	2002 donations	Rs 42.41 cr	2 824 donations	Rs 54.81 cr

*BJD has provided CIN number (not PAN details) for these two donations in their Contributions Report.

VIII. Donations to Regional Parties worth Rs 50 lakhs and above, FY 2017-18

- Regional parties together have received **28 donations** worth **Rs 50 lakhs and above** in **FY 2017-18**.
- Top two highest donations to **BJD** worth **Rs 4 cr each**, were given by **AB General Electoral Trust** while **Rs 3 cr** was given by **Prudent Electoral Trust**, amounting to a total of **Rs 11 cr**.
- Top 11 highest donations to **JDU** worth **Rs 99.99 lakhs each** resulting in a total of **Rs 10.99 cr**, were given by **Sri Mahendra Prasad**.
- Top highest donations to **YSR-C** worth **Rs 1.50 cr**, were given by **Lekcon Infrastructure Pvt Ltd**.
- Top highest donations to **AAP** worth **Rs 1.37 cr**, were given by **Bharatha Nammade Samsthe Trust**.

Regional Parties Donations- Financial Year- 2017-2018						
S.No.	Name	Complete Address of the Contributing Person/Company	PAN (Yes/No)	Amount of Contribution (Rs.)	Mode of Contribution *(Cheque/Demand Draft /cash)	Party
1	AB General Electoral Trust	Queens Mansion, 1st Floor, Prescott Road, Mumbai-400001	No*	40,000,000	Cheque No.000018	BJD
2	AB General Electoral Trust	Queens Mansion, 1st Floor, Prescott Road, Mumbai-400001	No*	40,000,000	Cheque No.000019	BJD
3	Prudent Electoral Trust	G-15, Hans Bhawan-1, Bahadurshah Zafar Marg, New Delhi-110002	Yes	30,000,000	Cheque No.000307	BJD
4	Lekcon Infrastructure Pvt Ltd	3-6/9, Narsingi Heights & Village, Rajendra Nagar Mandal, Telangana	Yes	15,000,000	Vide RTGS	YSR-C
5	Bharatha nammade Samsthe Trust	108, Sarang of Unitech Parkway Apartments, Ist Main Road, Shivanagara, Bengaluru-560010, Karnataka	Yes	13,700,000	Online	AAP
6	Prudent Electoral Trust	G-15, Hans Bhawan-1, Bahadurshah Zafar Marg, New Delhi-110002	Yes	10,000,000	Cheque No.000323	BJD
7	Prudent Electoral Trust	G-15, Hans Bhawan-1, Bahadurshah Zafar Marg, New Delhi-110002	Yes	10,000,000	Cheque No.000324	BJD
8	Ch. Malla Reddy	Sy No.59, Jayanagar Colony, Near Sai Baba Temple, New Bowenpally, Secunderabad-500011	Yes	10,000,000	Chq No.017835, Dt-27.04.2017	TRS
9	M/s. Anmol Trading and Manufacturing Company	5-9-20/A, Opp. Secretariat, Saifabad, Hyderabad-500063	Yes	10,000,000	Chq No.537792, Dt-27.04.2017	TRS
10	M/s. Visaka Industries Limited	Survey No.315, Yelamala Village, R.C. Puram Mandal, Sangareddy Dist-502300	Yes	10,000,000	Chq No.631880, Dt-30.03.2018	TRS
11	Sri Mahendra Prasad	4, Safdarjung Lane, New Delhi-110011	Yes	9,999,999	RTGS UTR No-SBINR 5201704030006114, Receipt Dt.03.04.2017, SBI, Vasant Vihar, New Delhi	JDU
12	Sri Mahendra Prasad	4, Safdarjung Lane, New Delhi-110011	Yes	9,999,999	RTGS UTR No-SBINR 52017050200014835, Receipt Dt.02.05.2017, SBI, Vasant Vihar, New Delhi	JDU
13	Sri Mahendra Prasad	4, Safdarjung Lane, New Delhi-110011	Yes	9,999,999	RTGS UTR No-SBINR 52017070700003861, Receipt Dt.07.07.2017, SBI, Vasant Vihar, New Delhi	JDU
14	Sri Mahendra Prasad	4, Safdarjung Lane, New Delhi-110011	Yes	9,999,999	RTGS UTR No-SBINR 52017080100012422, Receipt Dt.01.08.2017, SBI Vasant Vihar, New Delhi	JDU
15	Sri Mahendra Prasad	4, Safdarjung Lane, New Delhi-110011	Yes	9,999,999	RTGS UTR No-SBINR 52017090400021582, Receipt Dt.04.09.2017, SBI, Vasant Vihar, New Delhi	JDU

Regional Parties Donations- Financial Year- 2017-2018						
S.No.	Name	Complete Address of the Contributing Person/Company	PAN (Yes/No)	Amount of Contribution (Rs.)	Mode of Contribution *(Cheque/Demand Draft /cash)	Party
16	Sri Mahendra Prasad	4, Safdarjung Lane, New Delhi-110011	Yes	9,999,999	RTGS UTR No-SBINR 52017100300023765, Receipt Dt.03.10.2017, SBI, Vasant Vihar, New Delhi	JDU
17	Sri Mahendra Prasad	4, Safdarjung Lane, New Delhi-110011	Yes	9,999,999	NEFT UTR No-SBINR 517305106288, Receipt Dt.01.11.2017, SBI, Vasant Vihar, New Delhi	JDU
18	Sri Mahendra Prasad	4, Safdarjung Lane, New Delhi-110011	Yes	9,999,999	RTGS UTR No-SBINR 52017120100011690, Receipt Dt.01.12.2017, SBI, Vasant Vihar, New Delhi	JDU
19	Sri Mahendra Prasad	4, Safdarjung Lane, New Delhi-110011	Yes	9,999,999	RTGS UTR No-SBINR 52018010100011786, Receipt Dt.01.01.2018, SBI, Vasant Vihar, New Delhi	JDU
20	Sri Mahendra Prasad	4, Safdarjung Lane, New Delhi-110011	Yes	9,999,999	RTGS UTR No-SBINR 52018020100017067, Receipt Dt.01.02.2018, SBI, Vasant Vihar, New Delhi	JDU
21	Sri Mahendra Prasad	4, Safdarjung Lane, New Delhi-110011	Yes	9,999,999	RTGS UTR No-SBINR 52018030100010722, Receipt Dt.01.03.2018, SBI, Vasant Vihar, New Delhi	JDU
22	Ramesh Bellamkonda	No. 108 Sarang of Unitech Parkway Apts 1st Main Road, Shivanagara, Bengaluru-560010 Karnataka	Yes	8,500,000	Cheque, State Bank of India, Mahalakshmi Layout, Bangalore	AAP
23	Front Line Trading	3-45, Moinabad, Himayat Nagar, Hyderabad	Yes	7,500,000	RTGS & NEFT	YSR-C
24	Saini Enterprises	Near Pochammatali Temple Line, Kutbiguda, Kachiguda, Hyderabad	Yes	5,500,000	RTGS	YSR-C
25	Chittaroopa Palit	C7, Fortune Prestige, Near Akriti Eco City MP Bhopal-462011	Yes	5,000,000	Cheque, Central Bank of India , 6-49, Mahendra Plaza Phase-C Mahendra City E8 Ext. Gulmohar P.O. Trilanga Bhopal	AAP
26	West Bengal Socialist Party	92, Anandpally Road, Kolkata, W.B.	Yes	5,000,000	Cheque, UCO Bank, Kolkata, Dt.11.04.17	SP
27	Laxmi Ganesh Enterprises	Plot No.49, Ayyappa Colony, Suraram Village Road, Quthbullapur Mandal, Medchal	Yes	5,000,000	RTGS	YSR-C
28	Sravanya Multicuisine Restaurent		No	5,000,000	RTGS & NEFT, Andhra Bank	YSR-C

Contact details

Media and Journalist Helpline +91 80103 94248 Email: adr@adrindia.org https://adrindia.org/about-adr/state-coordinators	Maj Gen Anil Verma (Retd.) Head, NEW & ADR +91 8826479910 anilverma@adrindia.org	Prof Jagdeep Chhokar IIM Ahmedabad (Retd) Founder, NEW & ADR +919999620944 jchhokar@gmail.com	Prof Trilochan Sastry IIM Bangalore Founder, NEW & ADR +919448353285, tsastry@gmail.com
--	---	---	--

Disclaimer

The data analyzed in this report is based on the Contribution Reports submitted by the parties to the Election Commission of India (ECI) for the FY 2017-18. The same can be accessed from <https://www.eci.gov.in/candidate-political-parties/contribution-reports/contribution-reports/>

For complete list of donor details of all the Regional Parties, kindly visit <http://myneta.info/party>

For other research reports on political party funding, kindly visit <http://adrindia.org/research-and-report/political-party-watch>

Annexure-1

Donations to Regional Parties in cash, FY 2017-18

State	Donations to Regional Parties in cash, FY 2017-18 (Rs in lakhs)						Grand Total
	NPF	AINRC	PMK	ZNP	DMDK	DMK	
Mizoram	0	0	0	3.30	0	0	Rs 3.30 lakhs
Puducherry	0	4.20	0	0	0	0	Rs 4.20 lakhs
Tamil Nadu	0	0	3.81	0	0.50	0.01	Rs 4.32 lakhs
Undeclared Address	65.26	0	0	0	0	0.41	Rs 65.67 lakhs
Total	Rs 65.26 lakhs	Rs 4.20 lakhs	Rs 3.81 lakhs	Rs 3.30 lakhs	Rs 0.50 lakhs	Rs 0.42 lakhs	Rs 77.49 lakhs

Annexure – 2

Top 50 Donations from Abroad to AAP, FY 2017-18

Top 50 Donations from Abroad to AAP, FY 2017-18					
S.No.	Name	Complete Address of the Contributing Person/Company	PAN (Yes/No)	Amount of Contribution (Rs.)	Mode of Contribution *(Cheque/Demand Draft /cash)
1	Amit Agarwal	Floor 20, Flat 1B, Tower 1, Clovelly Court, 12 May Road, Mid Levels, Hong Kong	No	510,892	Online
2	Parashar Kulkarni	Yale-NUS College, Saga Rector's Office, 10 College Ave West Singapore	No	200,000	Online
3	Gaurav Kumar	Alpenweg 66, Amstelveen, The Netherlands	No	127,201	Online
4	Jaskirat Mann	2770 Victoria St Abbotsford BC Canada	No	100,272	Online
5	Niranjan Raghavan Rao	6 Geylang East Avenue 2, #05-08 Singapore 389756	No	100,000	Online
6	Niranjan Raghavan Rao	6 Geylang East Avenue 2, #05-08 Singapore 389756	No	100,000	Online
7	Niranjan Raghavan Rao	6 Geylang East Avenue 2, #05-08 Singapore 389756	No	100,000	Online
8	Niranjan Raghavan Rao	6 Geylang East Avenue 2, #05-08 Singapore 389756	No	100,000	Online
9	Somu Kumaresa	21827, Ladyslipper, Sq, Ashburn, VA-20147, United States	No	100,000	Online
10	Sukhwinder Singh	4 Vetch Street Brampton Canada	No	100,000	Online
11	Sebastian James	106 Lucas Lane, Bethesda, MD 20814 United States	Yes	100,000	Online
12	Amit Behere	301 W 22nd St Apt 6, New York, NY 100011, United State	Yes	75,000	Online
13	Varinder Singh Kamboj	10070 129A Street Surrey BC Canada	No	75,000	Online
14	Amit Behere	301 W 22nd St Apt 6, New York, NY 100011, United State	Yes	65,000	Online
15	Amit Behere	301 W 22nd St Apt 6, New York, NY 100011, United State	Yes	65,000	Online
16	Sachin Vinayak Sambhus	53 Manchester Drive Sydenham 3037 Victoria, Australia	No	52,500	Online
17	Sanjay Kumar Saini	#10 Belmont Court Vachel Road United Kingdom	No	50,001	Online
18	Ankit Pandey	1612 Avenue Y Apt. 314b United States	No	50,001	Online
19	Amit Behere	301 W 22nd St Apt 6, New York, NY 100011, United States	Yes	50,000	Online
20	Vikram Bahadur Singh	27 Brackleys Way Solihull B928QJ United Kingdom	No	50,000	Online
21	Gaurav Bhatnagar	Flat 9, 98 Buccleuch Street, Glasgow G3 6NS United Kingdom	No	50,000	Online
22	Tariq Anjum	33 Maresfield Chepstow Road Croydon CR0 5UA United Kingdom	No	50,000	Online
23	Niranjan Raghavan Rao	6 Geylang East Avenue 2, #05-08 Singapore 389756	No	50,000	Online
24	John Panikulam	P.O.Box 28333, Doha, State of Qatar	No	50,000	Online

Top 50 Donations from Abroad to AAP, FY 2017-18

S.No.	Name	Complete Address of the Contributing Person/Company	PAN (Yes/No)	Amount of Contribution (Rs.)	Mode of Contribution *(Cheque/Demand Draft /cash)
25	Kamaljeet Grewal	535 54th Avenue East Vancouver Bc V5X 1L5 Canada	No	50,000	Online
26	Shivdeep Garud	68 Marine Parade Road, #06-17 Cote D'Azur, Singapore 449307	No	50,000	Online
27	Amit Behere	301 W 22nd St Apt 6, New York, NY 100011, United State	Yes	39,000	Online
28	Arun Khanna	120, Kanlaon St. Ayala Alabang, Village, Manila, Philippines	No	35,000	Online
29	Kevin Dsouza	Box 60203 Dubai United Arab Emirates	No	35,000	Online
30	Jayeshkumar Mahajan	25 Lionel Ave Apt E USA	No	32,000	Online
31	Ajinkya Deshmukh	155 Bigelow St, Brighton, MA 02135 United States	No	32,000	Online
32	Venkateswara Emany	168 Tonnele Ave, Unit C, Jersey City NJ 07306, United States	No	32,000	Online
33	Pradeep Kumar Vanama	Tradition at Stonewater, 30215, Folklore Way, #215 United States	No	30,000	Online
34	Varinder Singh Kamboj	10069 129A Street Surrey BC Canada	No	27,200	Online
35	Amit Behere	336 W 14th St, Apt 4B, New York, NY 10014 United States	Yes	25,000	Online
36	Arun Kumar Goel	1st Floor Flat 222, Prince Apartments Stage-3 222-224, Prince Edward Road West, Kowloon Hong Kong	Yes	25,000	Online
37	Pulkit Gupta	720 Village Dr.S Apt A United States	No	25,000	Online
38	Dalip Kaur	5828 Newgate Ct, San Jose CA 95138 United States	No	25,000	Online
39	Dalip Kaur	5828 Newgate Ct, San Jose CA 95138 United States	No	25,000	Online
40	Jaskirat Mann	2770 Victoria St Abbotsford BC Canada	No	25,000	Online
41	Kurian Varghese	Century Printing Press LLC Po Box 183910, Dubai	No	25,000	Online
42	Sajid Sk	100, Dolce, 4-16-15, Minato-Ku, Tokyo	No	25,000	Online
43	Harpreet Singh Khosa	46 Bramoak Cress Brampton Canada	No	25,000	Online
44	Manzoor Aawas Riyadh	Bank AL Jazira, Post Box: 20438, Riyadh-11455, Saudi Arabia	No	25,000	Online
45	Shireesh Vasupalli	121 Meyer RD, 15-06, Singapore	No	25,000	Online
46	Divya Raj	2413 Moonlight Glen, Escondido, ca 92026, United States	No	25,000	Online
47	Aneesh Perumpallil	Via Val Santerno 41 Roma 00141 Italy	No	24,000	Online
48	Arminder Singh	15135 Memorial Dr Apt 7205 Houston, TX 77079 United States	No	22,000	Online
49	Arminder Singh	15135 Memorial Dr Apt 7205 Houston, TX 77079 United States	No	21,500	Online
50	Prabhat Kumar Sharma	4523 Calaveras Ave, Fremont, CA-94538 United States	No	21,017	Online

Annexure – 3

Mode of payment declared by Regional Parties, FY 2017-18

Party	Bank Transfer		Cash		Cheque/DD		Incomplete/Undeclared		Total No. of donations	Total Contribution (Rs in crore)
	No. of donations	Contribution	No. of donations	Contribution	No. of donations	Contribution	No. of donations	Contribution		
BJD	0	0	0	0	0	0	6	13.04	6	Rs 13.04 cr
JDU	25	11.13	0	0	2	0.063	0	0	27	Rs 11.19 cr
YSR-C	32	6.126	0	0	16	1.977	1	0.25	49	Rs 8.35 cr
AAP	1185	3.317	0	0	2	0.0022	336	5.007	1523	Rs 8.326 cr
TRS	3	0.014	0	0	10	3.293	0	0	13	Rs 3.307 cr
SAD	17	1.595	0	0	276	0.693	1	0.0011	294	Rs 2.289 cr
TDP	1	0.01	0	0	82	1.727	0	0	83	Rs 1.737 cr
SHS	9	0.16	0	0	176	1.503	2	0.012	187	Rs 1.676 cr
DMK	2	0.056	2	0.0042	103	1.156	1	0.052	108	Rs 1.269 cr
SDF	0	0	0	0	8	0.852	0	0	8	Rs 0.85 cr
JDS	18	0.437	0	0	2	0.35	0	0	20	Rs 0.787 cr
SP	0	0	0	0	11	0.16	1	0.50	12	Rs 0.66 cr
NPF	0	0	165	0.652	0	0	0	0	165	Rs 0.652 cr
IUML	2	0.10	0	0	4	0.057	0	0	6	Rs 0.157 cr
MGP	0	0	0	0	17	0.107	0	0	17	Rs 0.107 cr
MNS	0	0	0	0	2	0.101	4	0.0059	6	Rs 0.107 cr
AIUDF	0	0	0	0	7	0.07	0	0	7	Rs 0.07 cr
LJP	2	0.0071	0	0	11	0.053	3	0.009	16	Rs 0.069 cr
PMK	0	0	32	0.038	6	0.0075	0	0	38	Rs 0.0456 cr
AINRC	0	0	216	0.042	0	0	0	0	216	Rs 0.042 cr
JVM-P	1	0.005	0	0	1	0.03	0	0	2	Rs 0.035 cr
ZNP	0	0	9	0.033	0	0	0	0	9	Rs 0.033 cr
DMDK	0	0	10	0.005	1	0.003	0	0	11	Rs 0.008 cr
RJD	0	0	0	0	0	0	1	0.005	1	Rs 0.005 cr
Grand Total	1,297 donations	Rs 22.96 cr	434 donations	Rs 0.77 cr	737 donations	Rs 12.20 cr	356 donations	Rs 18.88 cr	2824 donations	Rs 54.81 cr

Annexure – 4

Sector-wise donations to Regional Parties for FY 2017-18

Regional Party	Sector-wise donations to Regional Parties for FY 2017-18									Total Contribution (Rs in crores)
	Corporate/Business Houses		Individual		State/District Unit/Associations		Donor name not declared		Total No of donations	
	No of donations	Contribution	No of donations	Contribution	No of donations	Contribution	No of donations	Contribution		
BJD	5	13	1	0.04	0	0	0	0	6	Rs 13.04 cr
JDU	2	0.1	25	11.09	0	0	0	0	27	Rs 11.19 cr
YSR-C	25	6.4	24	1.95	0	0	0	0	49	Rs 8.35 cr
AAP	36	1.973	1485	6.333	0	0	2	0.02	1523	Rs 8.326 cr
TRS	8	2.267	5	1.04	0	0	0	0	13	Rs 3.307 cr
SAD	22	1.866	272	0.423	0	0	0	0	294	Rs 2.289 cr
TDP	3	0.18	80	1.557	0	0	0	0	83	Rs 1.737 cr
SHS	11	0.112	172	1.509	3	0.05	1	0.005	187	Rs 1.676 cr
DMK	4	0.18	102	1.033	2	0.056	0	0	108	Rs 1.269 cr
SDF	4	0.74	4	0.111	0	0	0	0	8	Rs 0.85 cr
JDS	2	0.35	18	0.437	0	0	0	0	20	Rs 0.787 cr
SP	0	0	11	0.16	1	0.5	0	0	12	Rs 0.66 cr
NPF	0	0	150	0.172	15	0.48	0	0	165	Rs 0.652 cr
IUML	5	0.142	1	0.015	0	0	0	0	6	Rs 0.157 cr
MGP	2	0.035	15	0.072	0	0	0	0	17	Rs 0.107 cr
MNS	1	0.1	4	0.006	0	0	1	0.0009	6	Rs 0.107 cr
AIUDF	0	0	7	0.07	0	0	0	0	7	Rs 0.07 cr
LJP	13	0.059	0	0	0	0	3	0.0096	16	Rs 0.069 cr
PMK	5	0.005	33	0.0406	0	0	0	0	38	Rs 0.0456 cr
AINRC	0	0	216	0.042	0	0	0	0	216	Rs 0.042 cr
JVM-P	0	0	1	0.005	1	0.03	0	0	2	Rs 0.035 cr
ZNP	0	0	9	0.033	0	0	0	0	9	Rs 0.033 cr
DMDK	0	0	11	0.008	0	0	0	0	11	Rs 0.008 cr
RJD	0	0	1	0.005	0	0	0	0	1	Rs 0.005 cr
Grand Total	148 donations	Rs 27.51 cr	2,647 donations	Rs 26.15 cr	22 donations	Rs 1.116 cr	7 donations	Rs 0.0355 cr	2,824 donations	Rs 54.81 cr

Annexure – 5

State-wise donations received by Regional parties: FY 2017-18

Donations declared by Regional parties : FY 2017-18					
Donations from Abroad			Donations from India		
Country	No of donations	Amount in cr	State	No of donations	Amount in cr
United States	97	Rs 0.137 cr	Delhi	373	Rs 17.946 cr
Singapore	18	Rs 0.078 cr	Maharashtra	171	Rs 9.03 cr
Hong Kong	3	Rs 0.054 cr	Karnataka	320	Rs 5.194 cr
Canada	7	Rs 0.04 cr	Telangana	12	Rs 4.878 cr
United Kingdom	20	Rs 0.028 cr	Hyderabad	69	Rs 4.323 cr
United Arab Emirates	21	Rs 0.024 cr	Andhra Pradesh	95	Rs 2.42 cr
Europe	4	Rs 0.019 cr	Punjab	266	Rs 1.346 cr
Australia	7	Rs 0.01 cr	Tamil Nadu	175	Rs 1.203 cr
Qatar	2	Rs 0.0052 cr	Haryana	92	Rs 1.195 cr
Switzerland	4	Rs 0.0035 cr	Madhya Pradesh	57	Rs 0.777 cr
Philippines	1	Rs 0.0035 cr	West Bengal	45	Rs 0.69 cr
Czechia	7	Rs 0.0028 cr	Sikkim	7	Rs 0.602 cr
Saudi Arabia	2	Rs 0.0026 cr	Rajasthan	15	Rs 0.52 cr
Japan	1	Rs 0.0025 cr	Gujarat	37	Rs 0.31 cr
Italy	1	Rs 0.0024 cr	Kerala	65	Rs 0.215 cr
China	1	Rs 0.002 cr	Uttar Pradesh	47	Rs 0.183 cr
Dubai	2	Rs 0.0014 cr	Odisha	81	Rs 0.094 cr
Total	198 donations	Rs 0.416 cr	Uttarakhand	10	Rs 0.088 cr
			Mizoram	9	Rs 0.033 cr
			Assam	22	Rs 0.03 cr
			Bihar	3	Rs 0.023 cr
			Chandigarh	29	Rs 0.022 cr
			Goa	15	Rs 0.016 cr
			Chhattisgarh	2	Rs 0.008 cr
			Himachal Pradesh	2	Rs 0.0056 cr
			Grand Total	2,237 donations	Rs 51.20 cr