

23rd August 2019

Press Release

Odisha Assembly Elections 2019
Analysis of Vote Share and Margin of Victory of Winners

Association for Democratic Reforms

T-95, C.L. House, 2nd Floor,
Near Gulmohar Commercial Complex
Gautam Nagar,
New Delhi-110 049
Phone: +91-011-4165-4200
Fax: +91-11-46094248
Email : adr@adrindia.org

To report any electoral violations and malpractices during elections download the Election Watch Reporter (Android App)

https://play.google.com/store/apps/details?id=com.webrosoft.election_watch_reporter

Contents

Summary and Highlights	3
Vote Share of Winner	5
Figure: Vote Share Percentage of Winners- Odisha Assembly 2009, 2014 and 2019	5
<i>Winners with highest vote share</i>	6
<i>Winners with Least Vote Share</i>	6
Margin of Victory for Winners	9
Performance of Women Winners in Odisha Elections, 2019	12
Performance of Re-elected Winners in Odisha Assembly Elections, 2019	13
Details of NOTA	14
Vote Share and Margin of Victory of Winners in Odisha Assembly Elections	15
Contact Details	33
DISCLAIMER	33

Summary and Highlights

ADR and Odisha Election Watch (OEW) have analysed the vote share for the 146 out of 147 constituencies in the Odisha Assembly Elections, 2019, as elections for Patkura constituency got cancelled.

Vote Share of Winners

- The winners of the Odisha Assembly Elections, 2019 won by an average of **46%** of total votes polled.
- **45(30.82%)** winners won with 50% and above of the total votes polled in their constituency.
- **101(69.17%)** winners won with less than 50% of the total votes polled in their constituency.
- Out of 112 winners of **BJD**, **68(60.71%)** won with less than 50 % of total votes polled in their constituencies. **8(88.88%)** out of 9 winners **from INC** and **100%** winners each from **BJP**, **CPI(M)** and **Independent** have won with less than 50% of total votes polled in their constituency. **15(22.38%)** out of 67 winners analysed with declared criminal cases have won with a vote share of **50% and above**.
- **33(34.73%)** out of 95 crorepati winners analysed have won with a vote share of **50% and above**.

Margin of Victory

- 4 winners have won with margin of victory of less than 1000 votes.
- 2 winners have won with more than 40% of margin of victory.

Winners with Declared Criminal Cases and their Margin of Victory:

1. **26** out of 67 winners with declared criminal cases have won against a runner up with a clean background.
2. Among these 26 winners, 2 winners have won with more than 20% margin of victory.
3. Among these, Soumya Ranjan Patnaik (BJD) from Khandapada constituency won with 60.5 % margin of victory.
4. There are 38 winners with a clean background who have won against a runner up with declared criminal cases. Out of these 38 winners, 6 have won with more than 25 % margin of victory.

Crorepati Winners and their Margin of Victory:

1. 37 out of 95 crorepati winners have won against a non-crorepati runners up.
2. Among these 37 winners, 3 winners have won with more than 20 % margin of victory.
3. Among these, Latika Pradhan (BJD) from Kabisuryanagar constituency won with 33.38% margin of victory.
4. There are 22 non-crorepati winners who have won against crorepati runners up. 2 of them have won with more than 25% of vote share.

Performance of Women Winners

- Among the 146 winners, 13 are women.
- Among the women winners, Latika Pradhan (BJD) from **Kabisuryanagar** Constituency has won with the highest vote share, i.e. 62.87 % in her constituency and 33.38% of margin of victory.

Performance of Re-elected Winners

- Out of total 60 re-elected winners **20(33.33%)** have won with more than 50% of vote share.
- **12** re-elected winners have won with less than 5% of margin of victory whereas only 8 have won with more than 20% of margin of victory.

NOTA

- The NOTA button instated by the ECI in 2013 gave the voters an options of rejecting all the candidates in their constituency. Out of 2,34,17,695 votes polled in Odisha Assembly Election, 2019, **2,44,974 (1.05%)** were polled for NOTA.

Vote Share of Winner

The percentage of vote share was calculated by dividing the votes polled for the winner by the total number of valid votes polled. The value of vote share represents votes won by the winning candidates among the total number of valid votes polled.

$$\text{Votes Share} = \frac{(\text{Total Votes Polled for Winner})}{(\text{Total No. of Valid Votes Polled})}$$

The winners of the Odisha Assembly Elections, 2019 won by an average of 46 % of total votes polled.

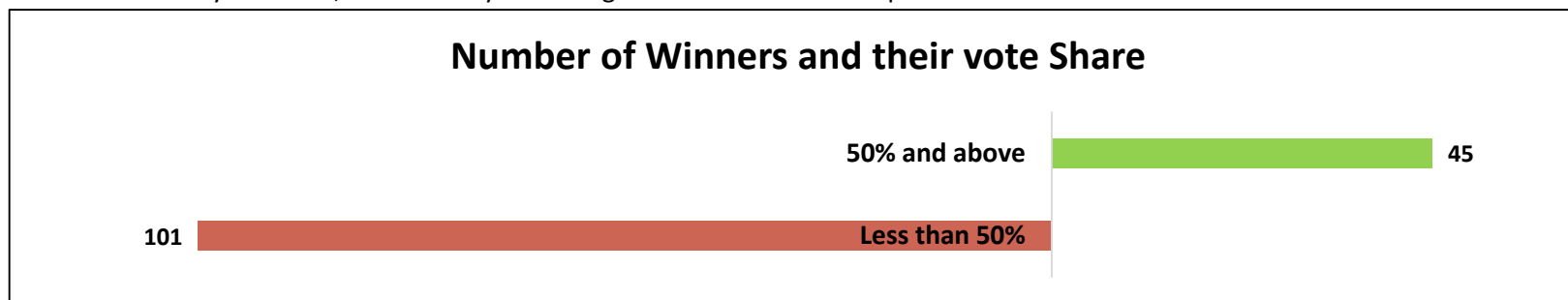


Figure: No. of Winners- Vote Share

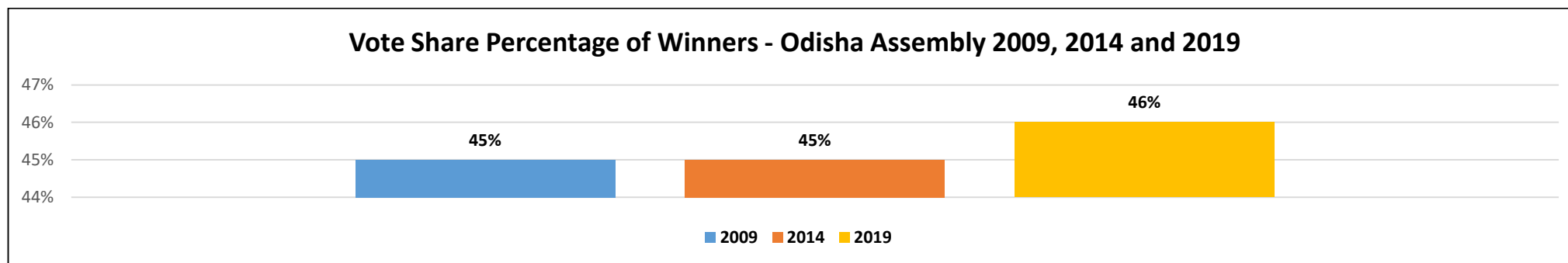


Figure: Vote Share Percentage of Winners- Odisha Assembly 2009, 2014 and 2019

Winners with highest vote share: 45(30.82%) winners won with 50% and above of the total votes polled in their constituency. The top 3 winners who have attained the highest vote share during the Odisha Assembly Elections, 2019 are given below:

S.No.	Constituency	Total Votes Polled	Winner	Party	Gender	Votes Polled for Winner	Vote Share % Winner
1	Khandapada	134565	Soumya Ranjan Patnaik	Biju Janata Dal	Male	100038	74.34%
2	Hinjili	141832	Naveen Patnaik	Biju Janata Dal	Male	94065	66.32%
3	Kabisuryanagar	146877	Latika Pradhan	Biju Janata Dal	Female	92347	62.87%

Table: Winners with the highest vote share

Winners with Least Vote Share: 101(69.17%) winners won with less than 50% of the total votes polled in their constituency. The top 3 winners who have attained the least vote share during the Odisha Assembly Elections, 2019 are given below:

S.No.	Constituency	Total Votes Polled	Winner	Party	Gender	Votes Polled for Winner	Vote Share % Winner
1	Rayagada	174942	Makaranda Muduli	Independent	Male	52844	30.21%
2	Rajgangpur	174030	C S Raazen Ekka	Indian National Congress	Male	53918	30.98%
3	Narla	171139	Bhupinder Singh	Biju Janata Dal	Male	53264	31.12%

Table: Winners with least vote share

Party Wise Vote Share

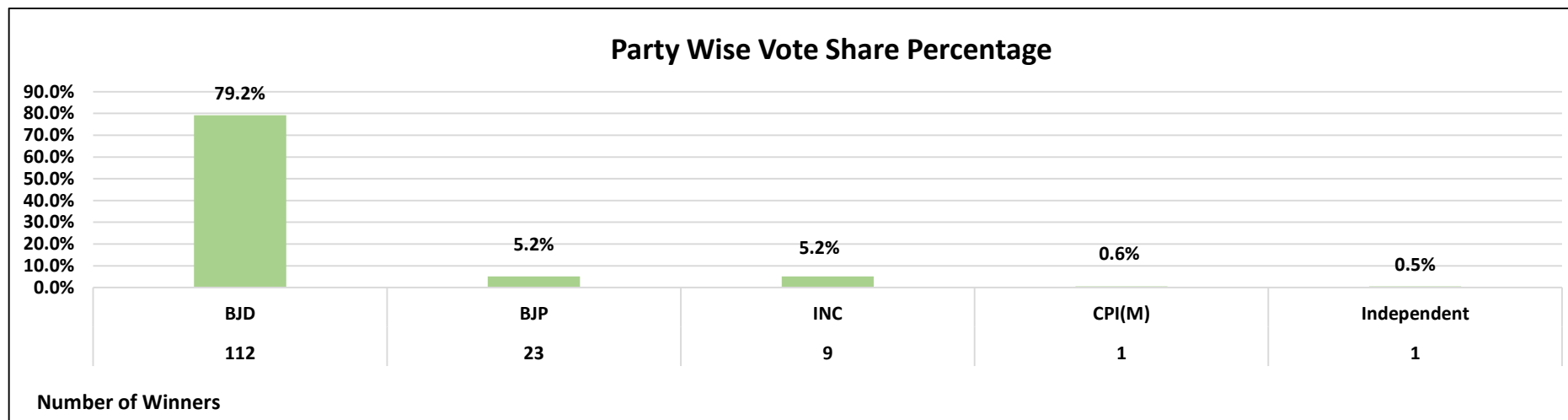


Figure: Party Wise Vote Share Percentage

Party	2019		2014	
	Number of Winners	Vote Share %	Number of Winners	Vote Share %
Biju Janata Dal	112	79.17%	117	80.52%
Bharatiya Janata Party	23	5.17%	10	6.87%
Indian National Congress	9	5.17%	16	10.51%
Communist Party of India (Marxist)	1	0.56%	1	0.40%
Independent	1	0.49%	2	1.22%
Samata Kranti Dal	-	-	1	0.48%

Table: Party wise Vote Share

- Party Wise Winners with Less than 50% of Vote Share:** Out of 112 winners of **BJD**, 68(60.71%) won with less than 50 % of total votes polled in their constituencies. 8(88.88%) out of 9 winners from **INC** and 100% winners each from **BJP**, **CPI(M)** and **Independent** have won with less than 50% of total votes polled in their constituency.

Party	Vote Share Percentage		Total Number of Winners
	Number of Winners with Less than 50%	Number of Winners with Above 50%	
Biju Janata Dal	68	44	112
Bharatiya Janata Party	23	0	23
Indian National Congress	8	1	9
Communist Party of India (Marxist)	1	0	1
Independent	1	0	1
Grand Total	101	45	146

Table: Party Wise Winners with Less than 50% of Vote Share

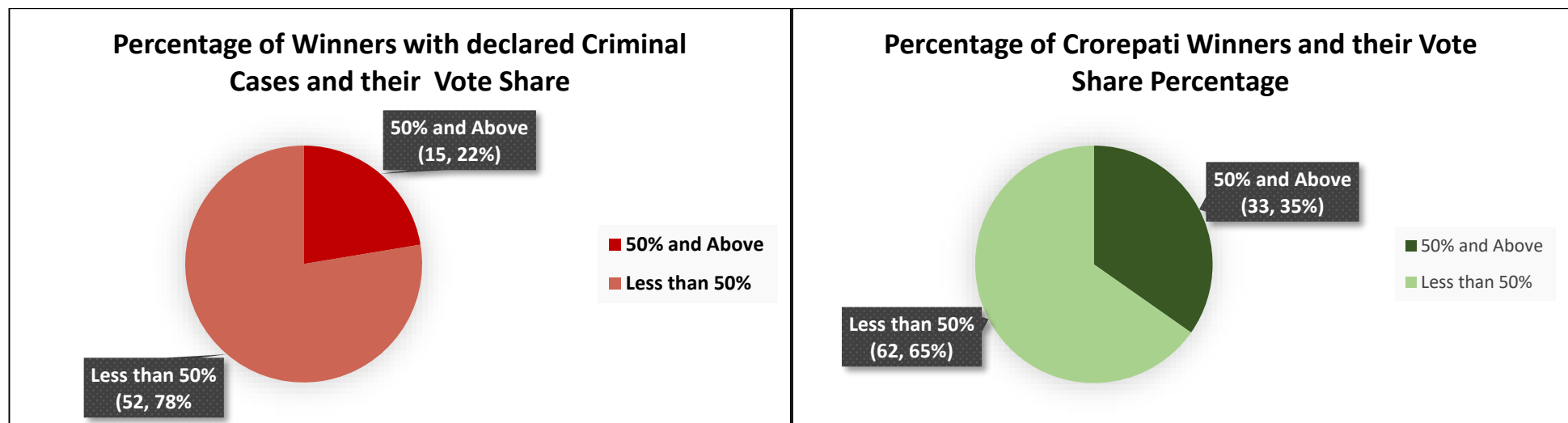


Figure: Vote Share of Winners with declared criminal cases and Crorepati Winners

Winners with Declared Criminal Cases and their Vote Share: 15(22.38%) out of 67 winners analysed with declared criminal cases have won with a vote share of 50% and above.

Crorepati Winners and their Vote Share: 33(34.73%) out of 95 crorepati winners analysed have won with a vote share of 50% and above.

Margin of Victory for Winners

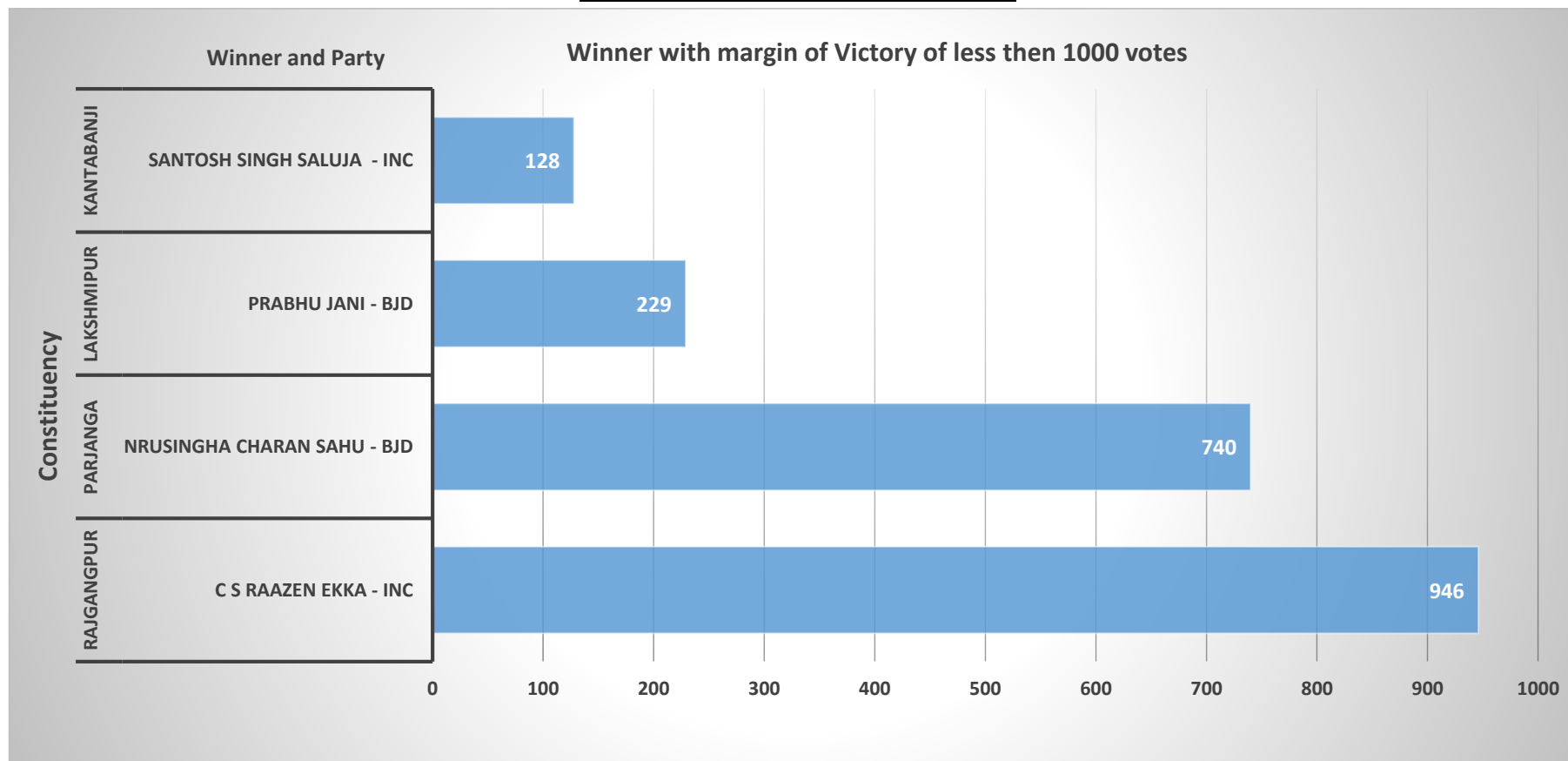


Figure: Winners with Margin of Victory less than 1000 votes

Winners with Margin of Victory less than 1000 votes: The details of winners with Margin of Victory less than 1000 votes are given below:

S.No.	Constituency	Total Votes Polled	Winner	Party	Votes Polled for Winner	Vote Share % Winner	Runners up	Party	Votes Polled for Runners up	Vote Share % Runners up	Margin of Victory	Margin of Victory %
1	Kantabanji	191234	Santosh Singh Saluja	Indian National Congress	64246	34%	Laxman Bag	Bharatiya Janata Party	64118	33.53%	128	0%
2	Lakshmipur	132878	Prabhu Jani	Biju Janata Dal	45211	34%	Kailash Chandra Kulesika	Indian National Congress	44982	33.85%	229	0%
3	Parjanga	167802	Nrusingha Charan Sahu	Biju Janata Dal	78747	47%	Bibhuti Bhusan Pradhan	Bharatiya Janata Party	78007	46.49%	740	0%
4	Rajgangpur	174030	C S Raazen Ekka	Indian National Congress	53918	31%	Mangala Kisan	Biju Janata Dal	52972	30.44%	946	1%

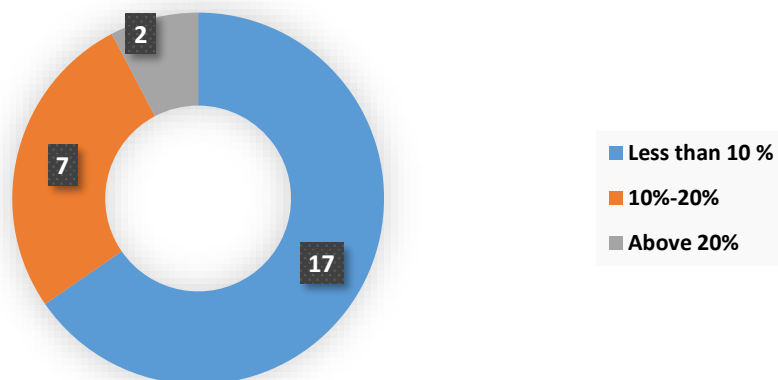
Table: Winners with Margin of Victory less than 1000 votes

Winners with Margin of Victory more than 40%: The details of Winners with Margin of Victory more than 40% are given below:

S.No.	Constituency	Total Votes Polled	Winner	Party	Votes Polled for Winner	Vote Share % Winner	Runners up	Party	Votes Polled for Runners up	Vote Share % Runners up	Margin of Victory	Margin of Victory %
1	Khandapada	134565	Soumya Ranjan Patnaik	Biju Janata Dal	100038	74%	Dusmanta Kumar Swain	Independent	18608	13.83%	81430	61%
2	Hinjili	141832	Naveen Patnaik	Biju Janata Dal	94065	66%	Pitambar Acharya	Bharatiya Janata Party	33905	23.91%	60160	42%

Table: Winners with Margin of Victory more than 40%

% of Margin of Victory of Winners with Declared Criminal Cases won Against Runners up with Clean Background



% of Margin of Victory of Crorepati Winner won Against Non- Crorepati Runners up

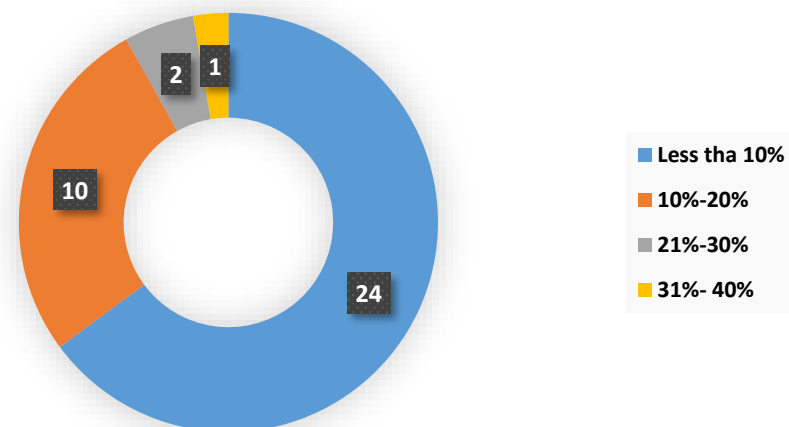


Figure: Margin of Victory of Winners with declared criminal cases and Crorepati Winners

Winners with Declared Criminal Cases and their Margin of Victory:

5. **26** out of 67 winners with declared criminal cases have won against a runner up with a clean background.
6. Among these 26 winners, 2 winners have won with more than 20% margin of victory.
7. Among these, Soumya Ranjan Patnaik (BJD) from Khandapada constituency won with 60.5 % margin of victory.

8. There are 38 winners with a clean background who have won against a runner up with declared criminal cases. Out of these 38 winners, 6 have won with more than 25 % margin of victory.

Crorepati Winners and their Margin of Victory:

5. 37 out of 95 crorepati winners have won against a non-crorepati runners up.
6. Among these 37 winners, 3 winners have won with more than 20 % margin of victory.
7. Among these, Latika Pradhan (BJD) from Kabisuryanagar constituency won with 33.38% margin of victory.
8. There are 22 non-crorepati winners who have won against crorepati runners up. 2 of them have won with more than 25% of vote share.

Performance of Women Winners in Odisha Elections, 2019

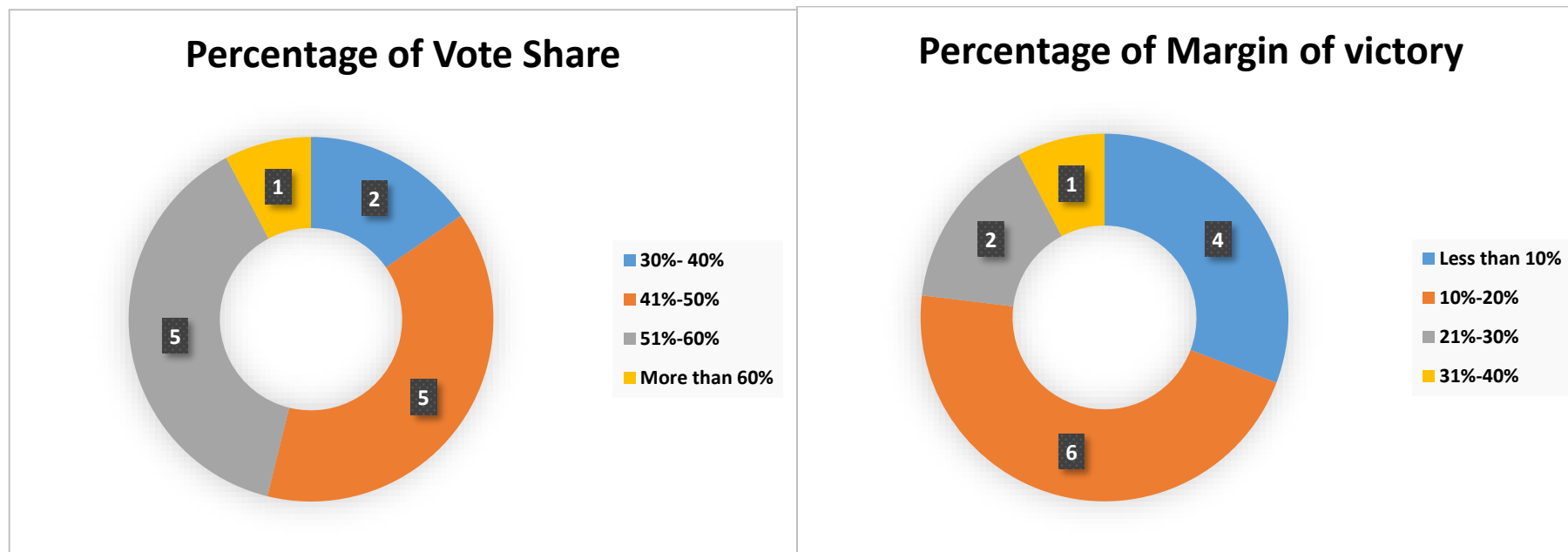
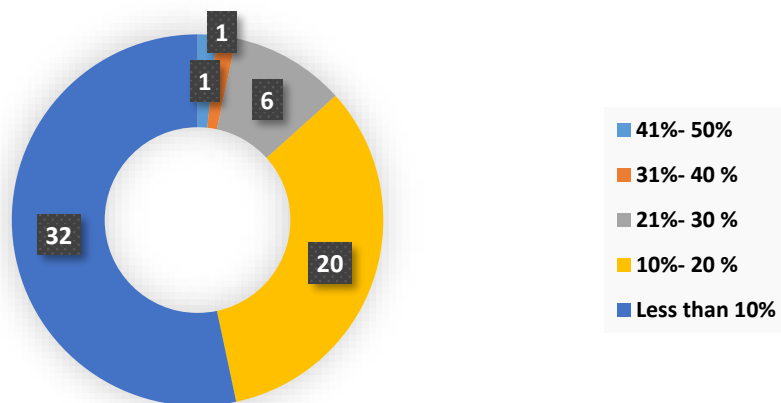


Figure: Performance of Women Winners

- Among the 146 winners, 13 are women.
- Among the women winners, Latika Pradhan (BJD) from **Kabisuryanagar** Constituency has won with the highest vote share, i.e. 62.87 % in her constituency and 33.38% of margin of victory.

Performance of Re-elected Winners in Odisha Assembly Elections, 2019

Percentage of Margin of Victory



Percentage of Vote Share

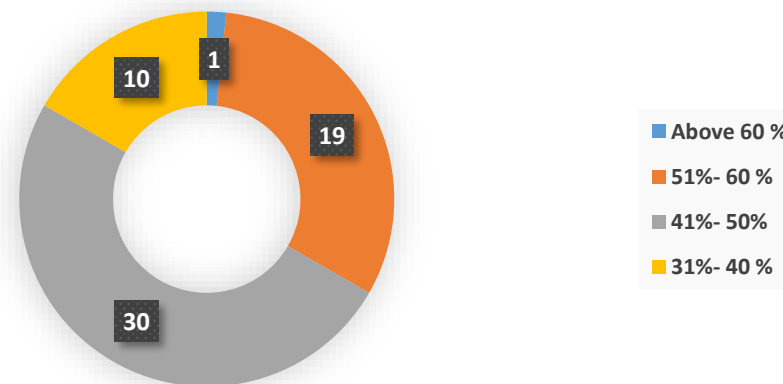


Figure: Performance of Re-Elected Winners

Percentage Range	Margin of Victory	Vote Share
Above 60 %	0	1
51%- 60 %	0	19
41%- 50%	1	30
31%- 40 %	1	10
21%- 30 %	6	0
10%- 20 %	20	0
Less than 10%	32	0

Table: Performance of Re-Elected Winners

- Out of total 60 re-elected winners **20(33.33%)** have won with more than 50% of vote share.
- **13** re-elected winners have won with less than 5% of margin of victory whereas only **8** have won with more than 20% of margin of victory.

Details of NOTA

- The NOTA button instated by the ECI in 2013 gave the voters an options of rejecting all the candidates in their constituency. Out of 2,34,17,695 votes polled in Odisha Assembly Election, 2019, **2,44,974 (1.05%)** were polled for NOTA.
- The top ten constituencies with highest votes polled for NOTA are as follows:

S.No.	Constituency	Total Votes Polled	Total Votes Polled for Winner	% of Votes by winner	Votes Polled for NOTA	Percentage of Vote share for NOTA
1	Lakshmipur	132878	45211	34.02%	7026	5.29%
2	Rayagada	174942	52844	30.21%	5965	3.41%
3	Pottangi	145812	51244	35.14%	5715	3.92%
4	Jharigam	174696	77881	44.58%	5689	3.26%
5	Bissam Cuttack	172838	66150	38.27%	5434	3.14%
6	Gunupur	148499	48839	32.89%	4671	3.15%

S.No.	Constituency	Total Votes Polled	Total Votes Polled for Winner	% of Votes by winner	Votes Polled for NOTA	Percentage of Vote share for NOTA
7	Telkoi	176614	74148	41.98%	4297	2.43%
8	Umerkote	153088	59895	39.12%	4181	2.73%
9	Chitrakonda	128981	41192	31.94%	4158	3.22%
10	Nabarangpur	187789	64901	34.56%	3938	2.10%

Table: Top 10 Constituencies with highest votes polled for NOTA

Vote Share and Margin of Victory of Winners in Odisha Assembly Elections

S.No.	Constituency	Total Votes Polled	Winner	Party	Votes Polled for Winner	Vote Share % Winner	Runners up	Party	Votes Polled for Runners up	Vote Share % Runners up	Margin of Victory	Margin of Victory %
1	Khandapada	134565	Soumya Ranjan Patnaik	Biju Janata Dal	100038	74.34%	Dusmanta Kumar Swain	Independent	18608	13.83%	81430	60.51%
2	Hinjili	141832	NAVEEN PATNAIK	Biju Janata Dal	94065	66.32%	PITAMBAR ACHARYA	Bharatiya Janata Party	33905	23.91%	60160	42.42%
3	KABISURYANAGAR	146877	LATIKA PRADHAN	Biju Janata Dal	92347	62.87%	RANJAN POLAI	Bharatiya Janata Party	43319	29.49%	49028	33.38%

S.No.	Constituency	Total Votes Polled	Winner	Party	Votes Polled for Winner	Vote Share % Winner	Runners up	Party	Votes Polled for Runners up	Vote Share % Runners up	Margin of Victory	Margin of Victory %
4	Athagarh	162475	RANENDRA PRATAP SWAIN	Biju Janata Dal	98114	60.39%	BRAJENDRA KUMAR RAY	Bharatiya Janata Party	40119	24.69%	57995	35.69%
5	Jajpur	165572	Pranab Prakash Das	Biju Janata Dal	99738	60.24%	Goutam Ray	Bharatiya Janata Party	59082	35.68%	40656	24.55%
6	Khalikote	143629	SURYAMANI BAIDYA	Biju Janata Dal	86105	59.95%	BHARATI BEHERA	Bharatiya Janata Party	44560	31.02%	41545	28.93%
7	Bijepur	185024	NAVEEN PATNAIK	Biju Janata Dal	110604	59.78%	SANAT KUMAR GARTIA	Bharatiya Janata Party	53482	28.91%	57122	30.87%
8	Dharmasala	172935	PRANAB KUMAR BALABANTARAY	Biju Janata Dal	101364	58.61%	RAMESH CHANDRA PARIDA	Bharatiya Janata Party	48625	28.12%	52739	30.50%
9	Daspalla	128349	Ramesh Chandra Behera	Biju Janata Dal	75006	58.44%	Purna Chandra Nayak	Bharatiya Janata Party	39715	30.94%	35291	27.50%
10	Aul	172429	Pratap Keshari Deb	Biju Janata Dal	99426	57.66%	Devendra Sharma	Indian National Congress	43825	25.42%	55601	32.25%
11	Berhampur	118929	BIKRAM KUMAR PANDA	Biju Janata Dal	68113	57.27%	KANHU CHARAN PATI	Bharatiya Janata Party	32629	27.44%	35484	29.84%
12	Ekamra-Bhubaneswar	131446	Ashok Chandra Panda	Biju Janata Dal	75020	57.07%	BABU SINGH	Bharatiya Janata Party	46363	35.27%	28657	21.80%

S.No.	Constituency	Total Votes Polled	Winner	Party	Votes Polled for Winner	Vote Share % Winner	Runners up	Party	Votes Polled for Runners up	Vote Share % Runners up	Margin of Victory	Margin of Victory %
13	Salipur	185123	PRASANTA BEHERA	Biju Janata Dal	104154	56.26%	PRAKASH CHANDRA BEHERA	Bharatiya Janata Party	71944	38.86%	32210	17.40%
14	Jharsuguda	176187	Naba Kisore Das	Biju Janata Dal	98620	55.97%	Dinesh Kumar Jain	Bharatiya Janata Party	52921	30.04%	45699	25.94%
15	Aska	120489	MANJULA SWAIN	Biju Janata Dal	66872	55.50%	DEBARAJ MOHANTY	Bharatiya Janata Party	39639	32.90%	27233	22.60%
16	Cuttack Sadar	155799	Chandra Sarathi Behera	Biju Janata Dal	86329	55.41%	Dilip Kumar Mallick	Bharatiya Janata Party	60250	38.67%	26079	16.74%
17	Binjharpur	143319	Pramila Mallik	Biju Janata Dal	79087	55.18%	Babita Mallick	Bharatiya Janata Party	57861	40.37%	21226	14.81%
18	Talcher	127605	BRAJAKISHORE PRADHAN	Biju Janata Dal	70044	54.89%	KALANDI CHARAN SAMAL	Bharatiya Janata Party	45942	36.00%	24102	18.89%
19	BHUBANESWAR NORTH	129815	SUSANT KUMAR ROUT	Biju Janata Dal	71193	54.84%	APARAJITA MOHANTY	Bharatiya Janata Party	45779	35.26%	25414	19.58%
20	Chikiti	133846	USHA DEVI	Biju Janata Dal	73353	54.80%	MANORANJAN DYAN SAMANTARA	Bharatiya Janata Party	52718	39.39%	20635	15.42%
21	Digapahandi	137232	SURJYA NARAYAN PATRO	Biju Janata Dal	75016	54.66%	PINKY PRADHAN	Bharatiya Janata Party	34564	25.19%	40452	29.48%

S.No.	Constituency	Total Votes Polled	Winner	Party	Votes Polled for Winner	Vote Share % Winner	Runners up	Party	Votes Polled for Runners up	Vote Share % Runners up	Margin of Victory	Margin of Victory %
22	Tirtol	173423	Bishnu Charan Das	Biju Janata Dal	93967	54.18%	RAMAKANTA BHOI	Bharatiya Janata Party	53581	30.90%	40386	23.29%
23	BALIKUDA-ERASAMA	192856	Raghunandan Das	Biju Janata Dal	103814	53.83%	Lalatendu Mohapatra	Indian National Congress	49231	25.53%	54583	28.30%
24	Kakatpur	171180	TUSHARKANTI BEHERA	Biju Janata Dal	91897	53.68%	BISWA BHUSHAN DAS	Indian National Congress	46206	26.99%	45691	26.69%
25	Niali	175224	Dr. Pramod Kumar Mallick	Biju Janata Dal	94013	53.65%	Chhabi Malik	Bharatiya Janata Party	66310	37.84%	27703	15.81%
26	Athamallik	161015	RAMESH CHANDRA SAI	Biju Janata Dal	86254	53.57%	BHAGIRATHI PRADHAN	Bharatiya Janata Party	39070	24.26%	47184	29.30%
27	BHUBANESWAR CENTRAL	101163	ANANTA NARAYAN JENA	Biju Janata Dal	54022	53.40%	JAGANNATH PRADAHAN	Bharatiya Janata Party	42580	42.09%	11442	11.31%
28	Mahanga	199626	PRATAP JENA	Biju Janata Dal	106054	53.13%	SARADA PRASAD PADHAN	Bharatiya Janata Party	76469	38.31%	29585	14.82%
29	Bhatli	186017	SUSANTA SINGH	Biju Janata Dal	98666	53.04%	Iris Acharya	Bharatiya Janata Party	75434	40.55%	23232	12.49%

S.No.	Constituency	Total Votes Polled	Winner	Party	Votes Polled for Winner	Vote Share % Winner	Runners up	Party	Votes Polled for Runners up	Vote Share % Runners up	Margin of Victory	Margin of Victory %
30	Champua	168851	Minakshi Mahanta	Biju Janata Dal	89525	53.02%	Murali Manohar Sharma	Bharatiya Janata Party	63117	37.38%	26408	15.64%
31	Anandapur	170429	Bhagirathi Sethy	Biju Janata Dal	89850	52.72%	Jayadev Jena	Indian National Congress	45657	26.79%	44193	25.93%
32	Nayagarh	155688	Aruna Kumar Sahoo	Biju Janata Dal	81592	52.41%	Irani Ray	Bharatiya Janata Party	66737	42.87%	14855	9.54%
33	Baramba	173887	DEBIPRASAD MISHRA	Biju Janata Dal	90564	52.08%	BIJAYA KUMAR DALABEHERA	Bharatiya Janata Party	72545	41.72%	18019	10.36%
34	Bhadrak	179895	SANJIB KUMAR MALLICK	Biju Janata Dal	93668	52.07%	DR. PRADIP NAYAK	Bharatiya Janata Party	60279	33.51%	33389	18.56%
35	Kamakhyanagar	158379	Prafulla Kumar Mallik	Biju Janata Dal	81695	51.58%	Satrughan Jena	Bharatiya Janata Party	65186	41.16%	16509	10.42%
36	Satyabadi	156528	UMAKANTA SAMANTARAY	Biju Janata Dal	80537	51.45%	OM PRAKASH MISHRA	Bharatiya Janata Party	62725	40.07%	17812	11.38%
37	Simulia	175430	JYOTI PRAKASH PANIGRAHI	Biju Janata Dal	90083	51.35%	PADMALLOCHAN PANDA	Bharatiya Janata Party	75124	42.82%	14959	8.53%

S.No.	Constituency	Total Votes Polled	Winner	Party	Votes Polled for Winner	Vote Share % Winner	Runners up	Party	Votes Polled for Runners up	Vote Share % Runners up	Margin of Victory	Margin of Victory %
38	Mahakalapada	181714	Atanu Sabyasachi Nayak	Biju Janata Dal	93197	51.29%	BIJAY PRADHAN	Bharatiya Janata Party	77534	42.67%	15663	8.62%
39	Hindol	184525	Simarani Nayak	Biju Janata Dal	93980	50.93%	Ashok Kumar Nayak	Bharatiya Janata Party	75075	40.69%	18905	10.25%
40	Sanakhemundi	147845	RAMESH CHANDRA JENA	Indian National Congress	75021	50.74%	NANDINI DEVI	Biju Janata Dal	51294	34.69%	23727	16.05%
41	Pipili	174735	PRADEEP MAHARATHY	Biju Janata Dal	88518	50.66%	ASHRIT PATTANAYAK	Bharatiya Janata Party	72731	41.62%	15787	9.03%
42	Polasara	159689	SRIKANTA SAHU	Biju Janata Dal	80463	50.39%	GOKULA NANDA MALLIK	Bharatiya Janata Party	67724	42.41%	12739	7.98%
43	Chilika	159340	PRASANTA KUMAR JAGADEV	Biju Janata Dal	80133	50.29%	PRITHIVIRAJ HARICHANDAN	Bharatiya Janata Party	69277	43.48%	10856	6.81%
44	Surada	152132	PURNA CHANDRA SWAIN	Biju Janata Dal	76501	50.29%	NILAMANI BISOYI	Bharatiya Janata Party	62505	41.09%	13996	9.20%
45	Chhatrapur	148633	SUBASH CHANDRA BEHERA	Biju Janata Dal	74594	50.19%	PRASANTA KUMAR KAR	Bharatiya Janata Party	53543	36.02%	21051	14.16%
46	Ghasipura	173710	Badri Narayan Patra	Biju Janata Dal	86816	49.98%	Niranjan Patnaik	Indian National Congress	54128	31.16%	32688	18.82%

S.No.	Constituency	Total Votes Polled	Winner	Party	Votes Polled for Winner	Vote Share % Winner	Runners up	Party	Votes Polled for Runners up	Vote Share % Runners up	Margin of Victory	Margin of Victory %
47	Boudh	123498	Pradip Kumar Amat	Biju Janata Dal	61536	49.83%	Susanta Kumar Pradhan	Bharatiya Janata Party	51088	41.37%	10448	8.46%
48	Korei	147989	ASHOK KUMAR BAL	Biju Janata Dal	73403	49.60%	BISWAJEET NAYAK	Bharatiya Janata Party	42679	28.84%	30724	20.76%
49	BRAHMAGIRI	178626	Lalitendu Bidyadhar Mohapatra	Bharatiya Janata Party	88256	49.41%	Sanjay Kumar Das Burma	Biju Janata Dal	86126	48.22%	2130	1.19%
50	Puri	155722	Jayanta Kumar Sarangi	Bharatiya Janata Party	76747	49.28%	Maheswar Mohanty	Biju Janata Dal	72739	46.71%	4008	2.57%
51	Attabira	171527	SNEHANGINI CHHURIA	Biju Janata Dal	84010	48.98%	MILAN SETH	Bharatiya Janata Party	61614	35.92%	22396	13.06%
52	Nimapara	186198	SAMIR RANJAN DASH	Biju Janata Dal	91160	48.96%	PRAVATI PARIDA	Bharatiya Janata Party	59152	31.77%	32008	17.19%
53	Khurda	172991	JYOTIRINDRA NATH MITRA	Biju Janata Dal	84553	48.88%	KALUCHARAN KHANDEITARAY	Bharatiya Janata Party	74510	43.07%	10043	5.81%
54	Sonepur	203103	Niranjan Pujari	Biju Janata Dal	99073	48.78%	Ashok Kumar Pujari	Bharatiya Janata Party	73347	36.11%	25726	12.67%

S.No.	Constituency	Total Votes Polled	Winner	Party	Votes Polled for Winner	Vote Share % Winner	Runners up	Party	Votes Polled for Runners up	Vote Share % Runners up	Margin of Victory	Margin of Victory %
55	Brajarajnagar	164587	Kishore Kumar Mohanty	Biju Janata Dal	80152	48.70%	RADHARANI PANDA	Bharatiya Janata Party	68518	41.63%	11634	7.07%
56	Bhanjanagar	158302	BIKRAM KESHARI ARUKHA	Biju Janata Dal	76879	48.56%	PRADYUMNA KUMAR NAYAK	Bharatiya Janata Party	67776	42.81%	9103	5.75%
57	Choudwar-Cuttack	133323	Souvic Biswal	Biju Janata Dal	64686	48.52%	Nayan Kishore Mohanty	Bharatiya Janata Party	43102	32.33%	21584	16.19%
58	Dhamnagar	165272	BISHNU CHARAN SETHI	Bharatiya Janata Party	80111	48.47%	RAJENDRA KUMAR DAS	Biju Janata Dal	75486	45.67%	4625	2.80%
59	Jaleswar	176579	ASWINI KUMAR PATRA	Biju Janata Dal	85435	48.38%	JAYNARAYAN MOHANTY	Bharatiya Janata Party	49992	28.31%	35443	20.07%
60	BARI	150288	SUNANDA DAS	Biju Janata Dal	72559	48.28%	BISWARANJAN MALLICK	Bharatiya Janata Party	68497	45.58%	4062	2.70%
61	Sukinda	160822	PRITIRANJAN GHARAI	Biju Janata Dal	77510	48.20%	PRADEEP BAL SAMANTA	Bharatiya Janata Party	60780	37.79%	16730	10.40%
62	Phulbani	136462	Angada Kanhar	Biju Janata Dal	65564	48.05%	Debanarayan Pradhan	Bharatiya Janata Party	41148	30.15%	24416	17.89%
63	Sundargarh	174346	KUSUM TETE	Bharatiya Janata Party	83118	47.67%	JOGESH KUMAR SINGH	Biju Janata Dal	75754	43.45%	7364	4.22%

S.No.	Constituency	Total Votes Polled	Winner	Party	Votes Polled for Winner	Vote Share % Winner	Runners up	Party	Votes Polled for Runners up	Vote Share % Runners up	Margin of Victory	Margin of Victory %
64	Rengali	155749	NAURI NAYAK	Bharatiya Janata Party	74077	47.56%	REENA TANTY	Biju Janata Dal	67334	43.23%	6743	4.33%
65	Remuna	166536	SUDHANSU SEKHAR PARIDA	Biju Janata Dal	79097	47.50%	GOBINDA CHANDRA DAS	Bharatiya Janata Party	74979	45.02%	4118	2.47%
66	Rourkela	128721	Sarada Prasad Nayak	Biju Janata Dal	60877	47.29%	Nihar Ray	Bharatiya Janata Party	50417	39.17%	10460	8.13%
67	Balasore	158313	MADAN MOHAN DUTTA	Bharatiya Janata Party	74815	47.26%	JIBAN PRADIP DASH	Biju Janata Dal	61409	38.79%	13406	8.47%
68	Begunia	155511	RAJENDRA KUMAR SAHOO	Biju Janata Dal	73178	47.06%	PRADEEP KUMAR SAHOO	Indian National Congress	53130	34.16%	20048	12.89%
69	Badasahi	146980	SANATAN BIJULI	Bharatiya Janata Party	69072	46.99%	BRUNDABAN DAS	Biju Janata Dal	57953	39.43%	11119	7.56%
70	Parjanga	167802	Nrusingha Charan Sahu	Biju Janata Dal	78747	46.93%	Bibhuti Bhusan Pradhan	Bharatiya Janata Party	78007	46.49%	740	0.44%
71	Dhenkanal	190810	Sudhir Kumar Samal	Biju Janata Dal	89536	46.92%	Krushna Chandra Patra	Bharatiya Janata Party	68896	36.11%	20640	10.82%
72	Bhograi	164116	ANANTA DAS	Biju Janata Dal	76796	46.79%	SATYA SHIBA DAS	Indian National Congress	59921	36.51%	16875	10.28%

S.No.	Constituency	Total Votes Polled	Winner	Party	Votes Polled for Winner	Vote Share % Winner	Runners up	Party	Votes Polled for Runners up	Vote Share % Runners up	Margin of Victory	Margin of Victory %
73	Ranpur	149706	Satyanarayan Pradhan	Biju Janata Dal	69849	46.66%	Surama Padhy	Bharatiya Janata Party	65598	43.82%	4251	2.84%
74	BARACHANA	137415	AMAR PRASAD SATPATHY	Biju Janata Dal	64084	46.64%	AMAR KUMAR NAYAK	Bharatiya Janata Party	62599	45.55%	1485	1.08%
75	Bargarh	161640	DEBESH ACHARYA	Biju Janata Dal	75133	46.48%	ASHWINI KUMAR SARANGI	Bharatiya Janata Party	66681	41.25%	8452	5.23%
76	Banki	160635	Devi Ranjan Tripathy	Biju Janata Dal	74599	46.44%	Debasis Patnaik	Indian National Congress	50481	31.43%	24118	15.01%
77	Rajanagar	171835	DHRUBA CHARAN SAHOO	Biju Janata Dal	78926	45.93%	ANSHUMAN MOHANTY	Indian National Congress	60518	35.22%	18408	10.71%
78	Junagarh	182838	DIBYA SHANKAR MISHRA	Biju Janata Dal	83789	45.83%	MANOJ KUMAR MEHER	Bharatiya Janata Party	55930	30.59%	27859	15.24%
79	Gopalpur	134888	D.PRADEEP KUMAR PANIGRAHY	Biju Janata Dal	61628	45.69%	BIBHUTI BHUSAN JENA	Bharatiya Janata Party	58955	43.71%	2673	1.98%
80	Udala	153307	BHASKAR MADHEI	Bharatiya Janata Party	69725	45.48%	SRINATH SOREN	Biju Janata Dal	68292	44.55%	1433	0.93%
81	Chhendipada	165035	Susanta Kumar Behera	Biju Janata Dal	74911	45.39%	Agasti Behera	Bharatiya Janata Party	68117	41.27%	6794	4.12%

S.No.	Constituency	Total Votes Polled	Winner	Party	Votes Polled for Winner	Vote Share % Winner	Runners up	Party	Votes Polled for Runners up	Vote Share % Runners up	Margin of Victory	Margin of Victory %
82	Baripada	160228	PRAKASH SOREN	Bharatiya Janata Party	72225	45.08%	SAROJINI HEMBRAM	Biju Janata Dal	52814	32.96%	19411	12.11%
83	Paradeep	156208	SAMBIT ROUTRAY	Biju Janata Dal	69871	44.73%	ARINDAM SARKHEL	Indian National Congress	48879	31.29%	20992	13.44%
84	Jayadev	140871	Arabinda Dhali	Biju Janata Dal	63000	44.72%	Naba Kishor Mallick	Independent	44300	31.45%	18700	13.27%
85	Jharigam	174696	PRAKASH CHANDRA MAJHI	Biju Janata Dal	77881	44.58%	ULDHAR MAJHI	Indian National Congress	46511	26.62%	31370	17.96%
86	Sambalpur	128789	JAYA NARAYAN MISHRA	Bharatiya Janata Party	57349	44.53%	DR. RASESWARI PANIGRAHI	Biju Janata Dal	52969	41.13%	4380	3.40%
87	Dabugam	164885	MANOHAR RANDHARI	Biju Janata Dal	73264	44.43%	BHUJABAL MAJHI	Indian National Congress	65901	39.97%	7363	4.47%
88	Nilgiri	156780	SUKANTA KUMAR NAYAK	Bharatiya Janata Party	69517	44.34%	SANTOSH KHATUA	Biju Janata Dal	67940	43.33%	1577	1.01%
89	Patna	160828	Jagannath Naik	Biju Janata Dal	70310	43.72%	Bhabani Sankar Nayak	Bharatiya Janata Party	62514	38.87%	7796	4.85%

S.No.	Constituency	Total Votes Polled	Winner	Party	Votes Polled for Winner	Vote Share % Winner	Runners up	Party	Votes Polled for Runners up	Vote Share % Runners up	Margin of Victory	Margin of Victory %
90	Kendrapara	146532	Shashi Bhusan Behera	Biju Janata Dal	63966	43.65%	Ganeswar Behera	Indian National Congress	57646	39.34%	6320	4.31%
91	PATNAGARH	202827	SAROJ KUMAR MEHER	Biju Janata Dal	88031	43.40%	KANAK VARDHAN SINGH DEO	Bharatiya Janata Party	77003	37.96%	11028	5.44%
92	Jagatsinghpur	161969	Prasanta Kumar Muduli	Biju Janata Dal	70116	43.29%	Chiranjib Biswal	Indian National Congress	61474	37.95%	8642	5.34%
93	Pallahara	137640	MUKESH KUMAR PAL	Biju Janata Dal	59350	43.12%	ASHOK MOHANTY	Bharatiya Janata Party	53136	38.61%	6214	4.51%
94	Chandabali	179352	BYOMAKESH RAY	Biju Janata Dal	77313	43.11%	MANMOHAN SAMAL	Bharatiya Janata Party	69233	38.60%	8080	4.51%
95	Jatani	160313	Suresh Kumar Rautray	Indian National Congress	68841	42.94%	Bibhuti Bhushan Balabantaray	Biju Janata Dal	61319	38.25%	7522	4.69%
96	Bangriposi	167914	SUDAM MARNDI	Biju Janata Dal	72050	42.91%	SUGDA MURMU	Bharatiya Janata Party	60206	35.86%	11844	7.05%
97	Karanjia	140828	BASANTI HEMBRAM	Biju Janata Dal	60064	42.65%	PADMA CHARAN HAIBURU	Bharatiya Janata Party	51301	36.43%	8763	6.22%

S.No.	Constituency	Total Votes Polled	Winner	Party	Votes Polled for Winner	Vote Share % Winner	Runners up	Party	Votes Polled for Runners up	Vote Share % Runners up	Margin of Victory	Margin of Victory %
98	Basudevpur	186355	BISHNUBRATA ROUTRAY	Biju Janata Dal	78963	42.37%	ASHOK KUMAR DAS	Indian National Congress	69382	37.23%	9581	5.14%
99	Keonjhar	172819	Mohan Charan Majhi	Bharatiya Janata Party	72760	42.10%	Madhaba Sardar	Biju Janata Dal	71636	41.45%	1124	0.65%
100	Telkoi	176614	PREMANANDA NAYAK	Biju Janata Dal	74148	41.98%	DHANURJAYA SIDU	Bharatiya Janata Party	68228	38.63%	5920	3.35%
101	Basta	170957	NITYANANDA SAHOO	Biju Janata Dal	71737	41.96%	BIJAN NAYAK	Indian National Congress	59873	35.02%	11864	6.94%
102	Kuchinda	174063	Kishore Chandra Naik	Biju Janata Dal	72601	41.71%	RABI NARAYAN NAIK	Bharatiya Janata Party	69093	39.69%	3508	2.02%
103	Malkangiri	168880	ADITYA MADHI	Bharatiya Janata Party	70263	41.61%	MALA MADHI	Indian National Congress	44694	26.46%	25569	15.14%
104	Deogarh	179063	Subash Chandra Panigrahi	Bharatiya Janata Party	74355	41.52%	Romancha Ranjan Biswal	Biju Janata Dal	67249	37.56%	7106	3.97%
105	Angul	158083	Rajanikant Singh	Biju Janata Dal	65388	41.36%	Pratap Chandra Pradhan	Bharatiya Janata Party	56565	35.78%	8823	5.58%
106	Bolangir	173288	NARASINGHA MISHRA	Indian National Congress	71598	41.32%	ARKESH NARAYAN SINGH DEO	Biju Janata Dal	66257	38.24%	5341	3.08%

S.No.	Constituency	Total Votes Polled	Winner	Party	Votes Polled for Winner	Vote Share % Winner	Runners up	Party	Votes Polled for Runners up	Vote Share % Runners up	Margin of Victory	Margin of Victory %
107	Padampur	201729	BIJAYA RANJAN SINGH BARIHA	Biju Janata Dal	83299	41.29%	PRADIP PUROHIT	Bharatiya Janata Party	77565	38.45%	5734	2.84%
108	Raghunathpali	109324	Subrat Tarai	Biju Janata Dal	44815	40.99%	Jagabandhu Behera	Bharatiya Janata Party	40131	36.71%	4684	4.28%
109	Bhandaripokhari	173322	PRAFULLA SAMAL	Biju Janata Dal	70180	40.49%	NIRANJAN PATNAIK	Indian National Congress	61321	35.38%	8859	5.11%
110	Loisingha	178966	Mukesh Mahaling	Bharatiya Janata Party	71261	39.82%	PRADEEP KUMAR BEHERA	Biju Janata Dal	57593	32.18%	13668	7.64%
111	Titlagarh	183879	TUKUNI SAHU	Biju Janata Dal	73172	39.79%	SURENDRA SING BHOI	Indian National Congress	53585	29.14%	19587	10.65%
112	Nuapada	165141	RAJENDRA DHOLAKIA	Biju Janata Dal	65647	39.75%	Ghasi Ram Majhi	Indian National Congress	45317	27.44%	20330	12.31%
113	Talsara	153290	BHABANI SHANKAR BHOI	Bharatiya Janata Party	60264	39.31%	STEPHEN WILSON SORENG	Biju Janata Dal	44076	28.75%	16188	10.56%
114	Baliguda	110070	CHAKRAMANI KANHAR	Biju Janata Dal	43175	39.23%	SIMAN MALLICK	Indian National Congress	36265	32.95%	6910	6.28%
115	UMERKOTE	153088	NITYANANDA GOND	Bharatiya Janata Party	59895	39.12%	SUBASH GOND	Biju Janata Dal	49973	32.64%	9922	6.48%

S.No.	Constituency	Total Votes Polled	Winner	Party	Votes Polled for Winner	Vote Share % Winner	Runners up	Party	Votes Polled for Runners up	Vote Share % Runners up	Margin of Victory	Margin of Victory %
116	Birmaharajpur	166883	PADMANABHA BEHERA	Biju Janata Dal	65202	39.07%	RAGHUNATH JAGADALA	Bharatiya Janata Party	52145	31.25%	13057	7.82%
117	G. UDAYAGIR	137875	SALUGA PRADHAN	Biju Janata Dal	53238	38.61%	SHYAMAGHANA PRADHAN	Indian National Congress	41977	30.45%	11261	8.17%
118	Bhawanipatna	164611	Pradipta Kumar Naik	Bharatiya Janata Party	63063	38.31%	Dusmanta Naik	Biju Janata Dal	58379	35.46%	4684	2.85%
119	Lanjigarh	163064	PRADIP KUMAR DISHARI	Biju Janata Dal	62413	38.28%	SIBAJI MAJHI	Indian National Congress	48105	29.50%	14308	8.77%
120	Bissam cuttack	172838	Jagannath Saraka	Biju Janata Dal	66150	38.27%	Nilamadhaba Hikaka	Indian National Congress	52818	30.56%	13332	7.71%
121	Morada	179329	RAJKISHORE DAS	Biju Janata Dal	68551	38.23%	DR. KRUSHNA CHANDRA MAHAPATRA	Bharatiya Janata Party	61847	34.49%	6704	3.74%
122	Rairakhol	150524	Rohit Pujari	Biju Janata Dal	57111	37.94%	ASSAF ALI KHAN	Indian National Congress	42479	28.22%	14632	9.72%
123	Jeypore	157862	TARAPRASAD BAHINIPATI	Indian National Congress	59785	37.87%	RABI NARAYAN NANDA	Biju Janata Dal	54334	34.42%	5451	3.45%

S.No.	Constituency	Total Votes Polled	Winner	Party	Votes Polled for Winner	Vote Share % Winner	Runners up	Party	Votes Polled for Runners up	Vote Share % Runners up	Margin of Victory	Margin of Victory %
124	Barabati-Cuttack	133718	Mohammed Moquim	Indian National Congress	50244	37.57%	Debashish Samantaray	Biju Janata Dal	46417	34.71%	3827	2.86%
125	Rairangpur	163238	NABA CHARAN MAJHI	Bharatiya Janata Party	60901	37.31%	BASANTI MARNDI	Biju Janata Dal	58054	35.56%	2847	1.74%
126	Kotpad	167786	PADMINI DIAN	Biju Janata Dal	62248	37.10%	CHANDRA SEKHAR MAJHI	Indian National Congress	59617	35.53%	2631	1.57%
127	Jashipur	160118	GANESH RAM SING KHUNTIA	Bharatiya Janata Party	58708	36.67%	GOLAKBIHARI NAYAK	Biju Janata Dal	50156	31.32%	8552	5.34%
128	Paralakhemundi	145927	K. NARAYANA RAO	Bharatiya Janata Party	52415	35.92%	TIRUPATI PANIGRAHI	Independent	37080	25.41%	15335	10.51%
129	SORO	153440	PARSHU RAM DHADA	Biju Janata Dal	54775	35.70%	RAKESH KUMAR MALIK	Bharatiya Janata Party	49839	32.48%	4936	3.22%
130	Koraput	136905	RAGHU RAM PADAL	Biju Janata Dal	48171	35.19%	KRUSHNA KULDIP	Indian National Congress	41886	30.59%	6285	4.59%
131	Pottangi	145812	PITAM PADHI	Biju Janata Dal	51244	35.14%	RAMA CHANDRA KADAM	Indian National Congress	46989	32.23%	4255	2.92%
132	DHARAMGARH	196538	MOUSADHI BAG	Biju Janata Dal	68291	34.75%	ANANTA PRATAP DEO	Bharatiya Janata Party	52193	26.56%	16098	8.19%

S.No.	Constituency	Total Votes Polled	Winner	Party	Votes Polled for Winner	Vote Share % Winner	Runners up	Party	Votes Polled for Runners up	Vote Share % Runners up	Margin of Victory	Margin of Victory %
133	Bonai	172903	LAXMAN MUNDA	Communist Party of India (Marxist)	59939	34.67%	RANJIT KISHAN	Biju Janata Dal	47909	27.71%	12030	6.96%
134	Biramitrapur	175823	Shankar Oram	Bharatiya Janata Party	60937	34.66%	Makhlu Ekka	Biju Janata Dal	44586	25.36%	16351	9.30%
135	Nabarangpur	187789	SADASIVA PRADHANI	Biju Janata Dal	64901	34.56%	GOURI SHANKAR MAJHI	Bharatiya Janata Party	58023	30.90%	6878	3.66%
136	Saraskana	155184	Dr. BUDHAN MURMU	Bharatiya Janata Party	53197	34.28%	AMAR SINGH TUDU	Biju Janata Dal	46384	29.89%	6813	4.39%
137	LAKSHMIPUR	132878	PRABHU JANI	Biju Janata Dal	45211	34.02%	KAILASH CHANDRA KULESIKA	Indian National Congress	44982	33.85%	229	0.17%
138	Kantabanji	191234	SANTOSH SINGH SALUJA	Indian National Congress	64246	33.60%	LAXMAN BAG	Bharatiya Janata Party	64118	33.53%	128	0.07%
139	Khariar	176935	Adhiraj Mohan Panigrahi	Indian National Congress	59308	33.52%	Lambodar Nial	Biju Janata Dal	56451	31.90%	2857	1.61%
140	Kantamal	130465	Mahidhar Rana	Biju Janata Dal	43099	33.03%	Kanhai Charan Danga	Bharatiya Janata Party	39449	30.24%	3650	2.80%
141	Gunupur	148499	Raghunath Gomango	Biju Janata Dal	48839	32.89%	Purusottam Gomango	Indian National Congress	42569	28.67%	6270	4.22%

S.No.	Constituency	Total Votes Polled	Winner	Party	Votes Polled for Winner	Vote Share % Winner	Runners up	Party	Votes Polled for Runners up	Vote Share % Runners up	Margin of Victory	Margin of Victory %
142	Mohana	163971	Dasarathi Gomango	Indian National Congress	53705	32.75%	Purnabasi Nayak	Biju Janata Dal	51351	31.32%	2354	1.44%
143	Chitrakonda	128981	PURNA CHANDRA BAKA	Biju Janata Dal	41192	31.94%	LAXMIPRIYA NAYAK	Indian National Congress	38647	29.96%	2545	1.97%
144	Narla	171139	Bhupinder Singh	Biju Janata Dal	53264	31.12%	Aniruddha Padhan	Bharatiya Janata Party	44244	25.85%	9020	5.27%
145	RAJGANGPUR	174030	C S RAAZEN EKKA	Indian National Congress	53918	30.98%	MANGALA KISAN	Biju Janata Dal	52972	30.44%	946	0.54%
146	Rayagada	174942	MAKARANDA MUDULI	Independent	52844	30.21%	LAL BIHARI HIMIRIKA	Biju Janata Dal	47974	27.42%	4870	2.78%

Table: Vote Share and Margin of Victory of Winners in Odisha Assembly Elections

Contact Details Odisha Election Watch

Ranjan Kumar Mohanty State Coordinator +91-0674 2382175 +91-0674 2352278 +91-94370-13723 pecuc@hotmail.com , odishaelectionwatch@gmail.com

Association for Democratic Reforms

Media and Journalist Helpline +91 80103 94248 Email: adr@adrindia.org	Maj. Gen. Anil Verma (Retd.) Head National Election Watch, Association for Democratic Reforms 011 4165 4200 +91 88264 79910 anilverma@adrindia.org	Prof Jagdeep Chhokar IIM Ahmedabad (Retd.) Founder Member, National Election Watch, Association for Democratic Reforms +91 99996 20944 jchhokar@gmail.com	Prof Trilochan Sastry IIM Bangalore Founder Member, National Election Watch, Association for Democratic Reforms +91 94483 53285 trilochan@iimb.ac.in
--	---	---	---

DISCLAIMER

All information in this report has been taken from the website of Election Commission of India (www.eci.gov.in) at the time of making this report. **ADR does not add or subtract any information, unless the EC changes the data. In particular, no unverified information from any other source is used.** While all efforts have been made to ensure that the information is in keeping with what is available in the ECI website, in case of discrepancy between information in this report and that given in the ECI website, the information available ECI website should be treated as correct. Association for Democratic Reforms, Odisha Election Watch and their volunteers are not responsible or liable for any damage arising directly or indirectly from the publication of this report