

26th August 2019

Press Release

Sikkim Assembly Elections 2019

Analysis of Vote Share and Representativeness of Winners

Association for Democratic Reforms

T-95, C.L. House, 2nd Floor,
Near Gulmohar Commercial Complex
Gautam Nagar,
New Delhi-110 049
Phone: +91-011-4165-4200
Fax : +91-11-46094248
Email : adr@adrindia.org

To report any electoral violations and malpractices during elections download the Election Watch Reporter (Android App)

https://play.google.com/store/apps/details?id=com.webrosoft.election_watch_reporter

Contents

Vote Share and Representativeness of Winners.....	3
Representation of Political Parties	3
Seat Distribution among Parties	5
Voter Turnout	6
Vote Share of Winner	7
<i>Winners with highest vote share</i>	8
<i>Winners with Least Vote Share</i>	8
<i>Party Wise Winners with Less than 50% of Vote Share</i>	9
Representativeness of Winners	10
<i>Winners with Highest Representativeness</i>	11
<i>Winners with Least Representativeness</i>	11
<i>Party-wise Winners with less than 50% of Representativeness</i>	12
Margin of Victory for Winners	13
<i>Winners with Least Margin of Victory</i>	13
<i>Crorepati Winners and their Vote Share:</i>	15
Performance of Women Winners in Sikkim Assembly Elections, 2019	16
Performance of Re-elected Winners in Sikkim Assembly Elections, 2019	17
None of the Above	18
Vote Share and Representativeness of Winners in Sikkim Assembly Elections	19
Margin of Victory of Winners from Sikkim Assembly Elections	21
DISCLAIMER	24

Vote Share and Representativeness of Winners

Representation of Political Parties

ADR and Sikkim Election Watch (SEW) have analysed the vote share all-32 constituencies in the Sikkim Assembly Elections, 2019.

In the Sikkim Assembly Elections 2019, 9 political parties and independents were in the fray. These included, 2 national political parties, 2 state political parties and 5 registered unrecognized parties. In comparison, during the 2014 Sikkim State Assembly elections, 5 political parties were in the fray. These included, 2 national political parties, 2 state political parties and 1 registered unrecognized party. This reflects that there has been **80% increase in the number of political parties that contested in 2019 from 2014.**

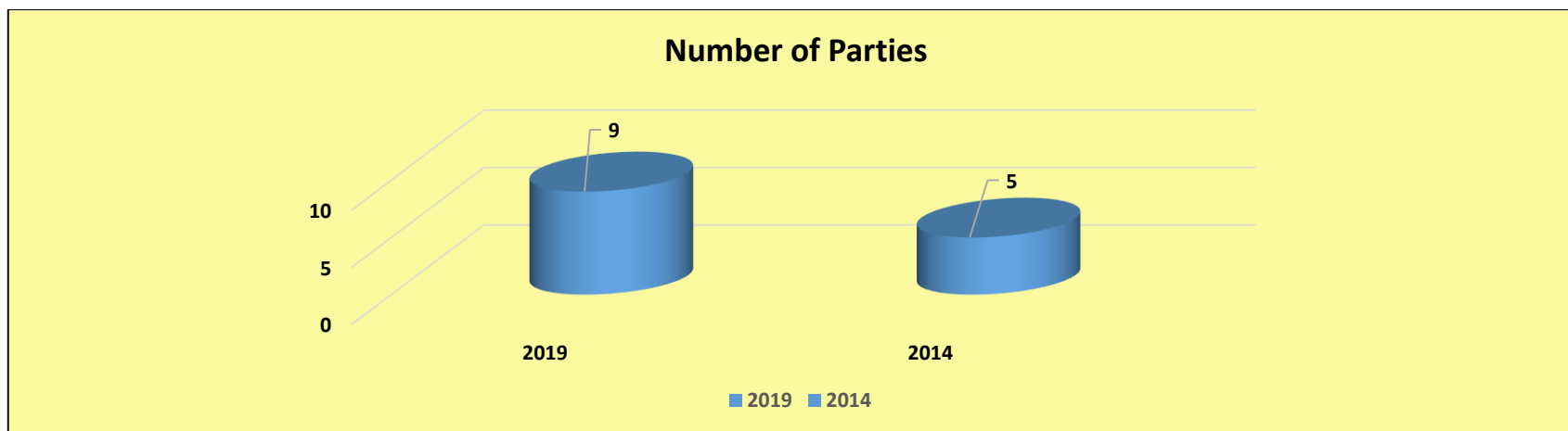


Figure: Number of Political Parties

Count	Sikkim Assembly Elections, 2014					Sikkim Assembly Elections, 2019				
	National Political parties	State Political Parties	Registered Unrecognized Parties	Independents	Total	National Political Parties	State Political Parties	Registered Unrecognized Parties	Independents	Total
No. of Parties	2	2	1	NA	5	2	2	5	NA	9
No. of Candidates	45	39	32	5	121	36	64	41	9	150

Table: Number of Political Parties and Candidates

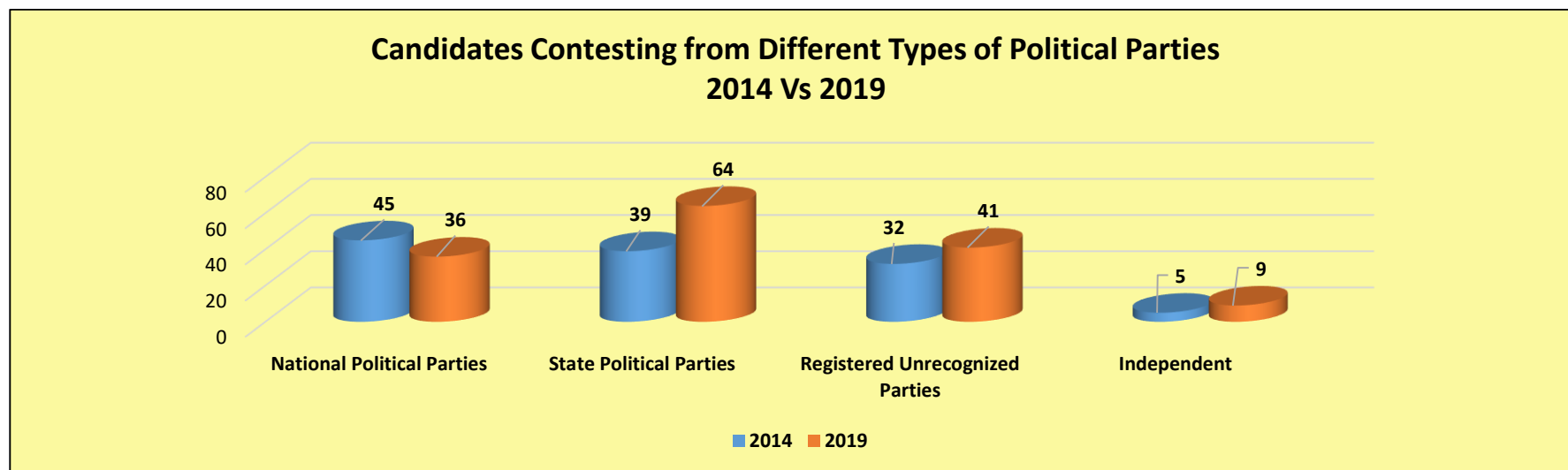


Figure: Candidates Contesting from Different Types of Political Parties

Seat Distribution among Parties

- The state political parties have won all 32 seats, with **Sikkim Krantikari Morcha** winning **17** seats and **Sikkim Democratic Front** winning **15** seats.

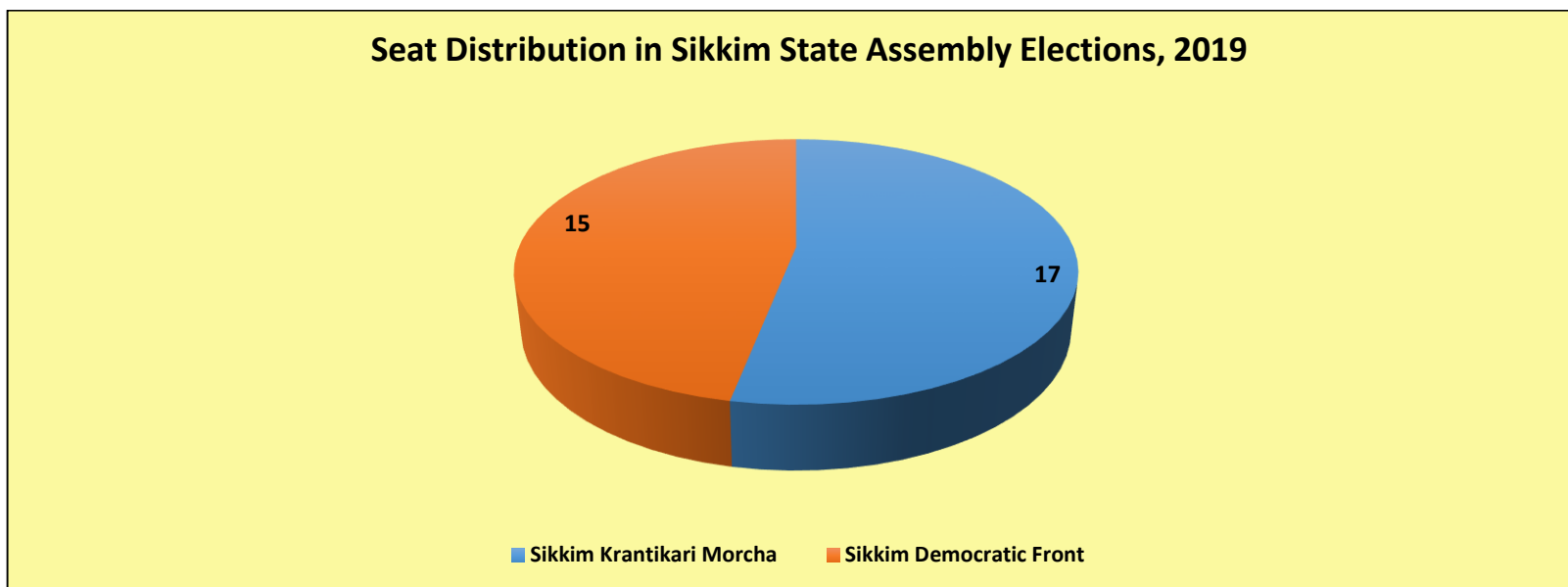


Figure: Seat distribution in Sikkim Assembly Elections, 2019

Voter Turnout

The voter turnout for the Sikkim Assembly 2019 was **81%** whereas voter turnout in 2014 assembly elections was **42%**.

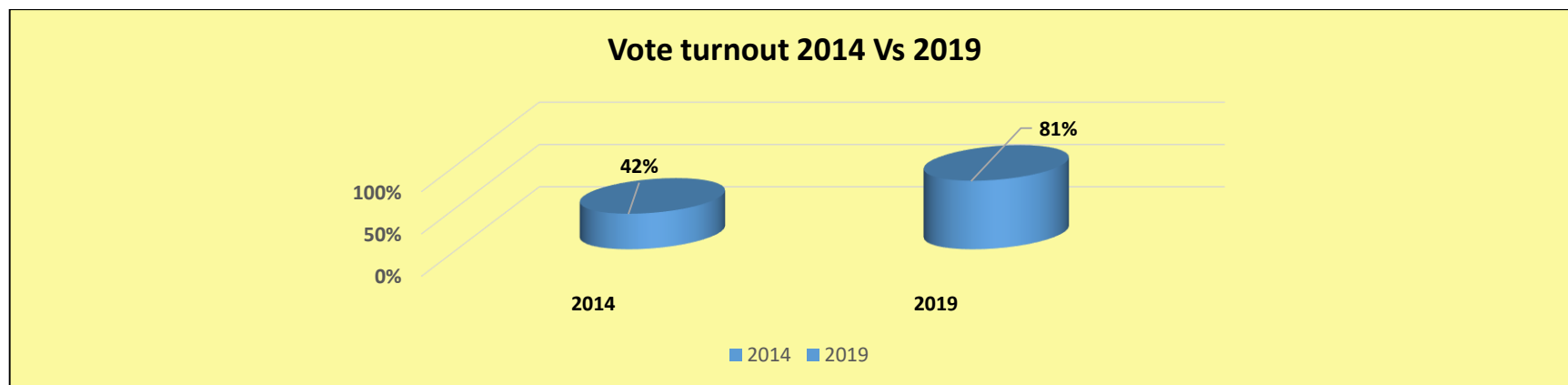


Figure: Comparative Analysis – Voter Turnout

Vote Share of Winner

The percentage of vote share was calculated by dividing the votes polled for the winner by the total number of valid votes polled. The value of vote share represents of votes won by the winning candidates among the total number of valid votes polled.

$$\text{Votes Share} = \frac{\text{Total Votes Polled for Winner}}{\text{Total No. of Valid Votes Polled}}$$

The winners of the Sikkim State Assembly elections, 2019 won by an average of 52 % of total votes polled. In the 2014 elections, winners won by an average of 57% of total votes polled.

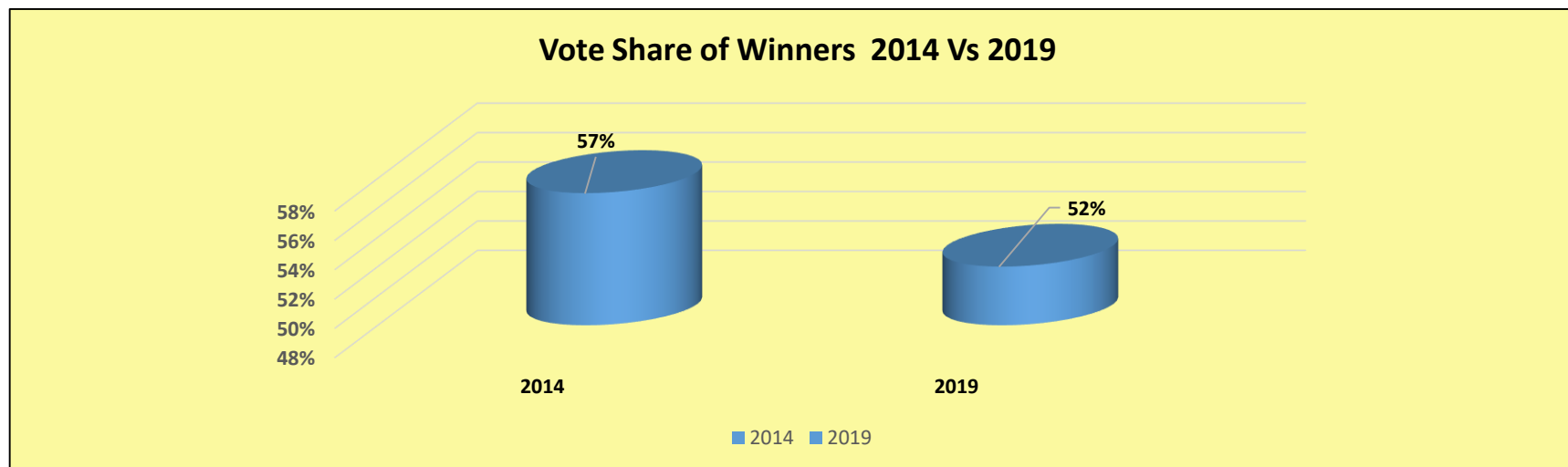


Figure: Comparative Analysis – Vote Share of Winners

Winners with highest vote share: 22 (69%) winners won with 50% and above of the total votes polled in their constituency. The top 3 winners who have attained the highest vote share during the Sikkim State Assembly Elections, 2019 are given below:

S.No.	Winner	Constituency	Party for Winner	Total Registered Voters (including Service Voters)	Total Votes Polled	Total Votes Polled for Winner	% of Vote Share of winner
1	PINTSO NAMGYAL LEPCHA	Djongu	Sikkim Democratic Front	9595	8483	5613	66.17%
2	DORJEE TSHERING LEPCHA	Gnathang-machong	Sikkim Democratic Front	12048	10132	6380	62.97%
3	SONAM LAMA	Sangha	Sikkim Krantikari Morcha	3293	2376	1488	62.63%

Table: Winners with highest vote share

Winners with Least Vote Share: 10(31%) winners won with less than 50% of the total votes polled in their constituency. The top 3 winners who have attained the least vote share during the Sikkim State Assembly Elections, 2019 are given below:

S.No.	Constituency	Winner	Party for Winner	Total Registered Voters (including Service Voters)	Total Votes Polled	Total Votes Polled for Winner	% of Vote Share of winner
1	Arithang	ARUN KUMAR UPRETI	Sikkim Krantikari Morcha	11408	7872	3150	40.02%
2	Martam-rumtek	DORJEE TSHERING LEPCHA	Sikkim Democratic Front	16975	13753	6244	45.40%
3	Yangthang	BHIM HANG LIMBOO	Sikkim Krantikari Morcha	12952	10696	5184	48.47%

Table: Winners with least vote share

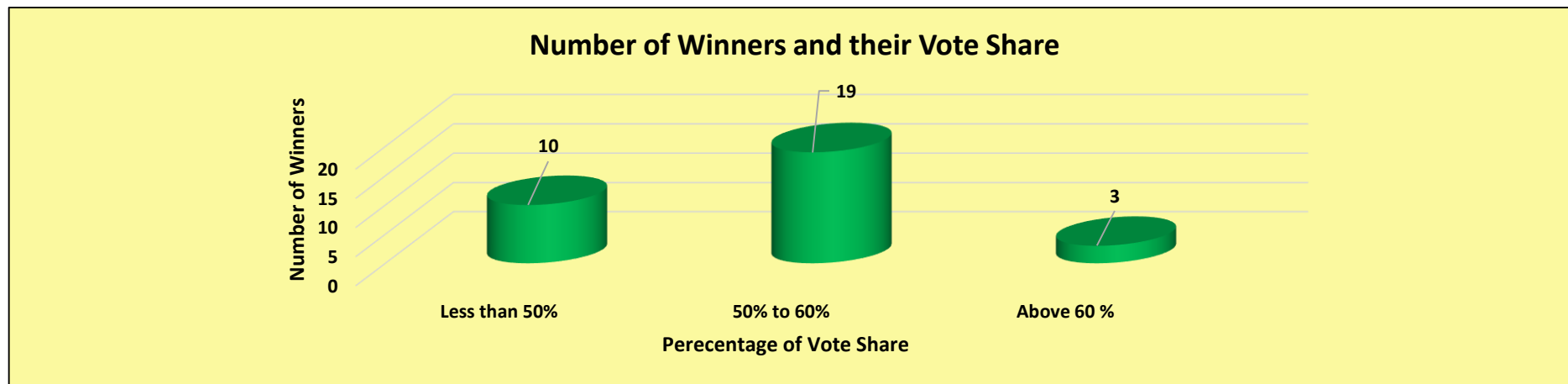


Figure: No. of Winners- Vote Share

Party Wise Winners with Less than 50% of Vote Share Out of 15 winner of **Sikkim Democratic Front**, **4(27%)** won with less than 50 % of total votes polled in their constituencies and **6(35%)** out of 17 winners from **Sikkim Krantikari Morcha** won with less than 50% of total votes polled in their constituency.

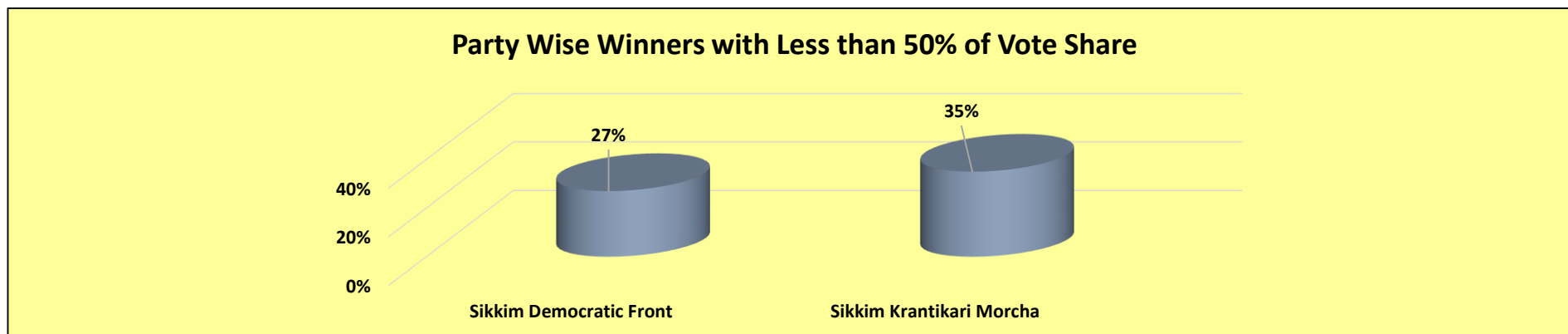


Figure: Party Wise Winners with Less than 50% of Vote Share

Representativeness of Winners

The percentage of representation is calculated by dividing the votes polled for the winner by the electorate i.e. the total number of registered voters. This value represents the percentage of votes won by the winning candidate among the total number of registered voters in the constituency.

$$\text{Representativeness} = \frac{\text{Total Votes polled for Winner}}{\text{Total No. of Registered Voters}}$$

All the winners of the Sikkim State Assembly Elections, 2019 won with an average of 42% of the total registered voters. This implies that the winners represents on an average, 42% of the total electorate. In the Sikkim State Assembly Elections, 2014 won by an average of 24% of the total registered votes.

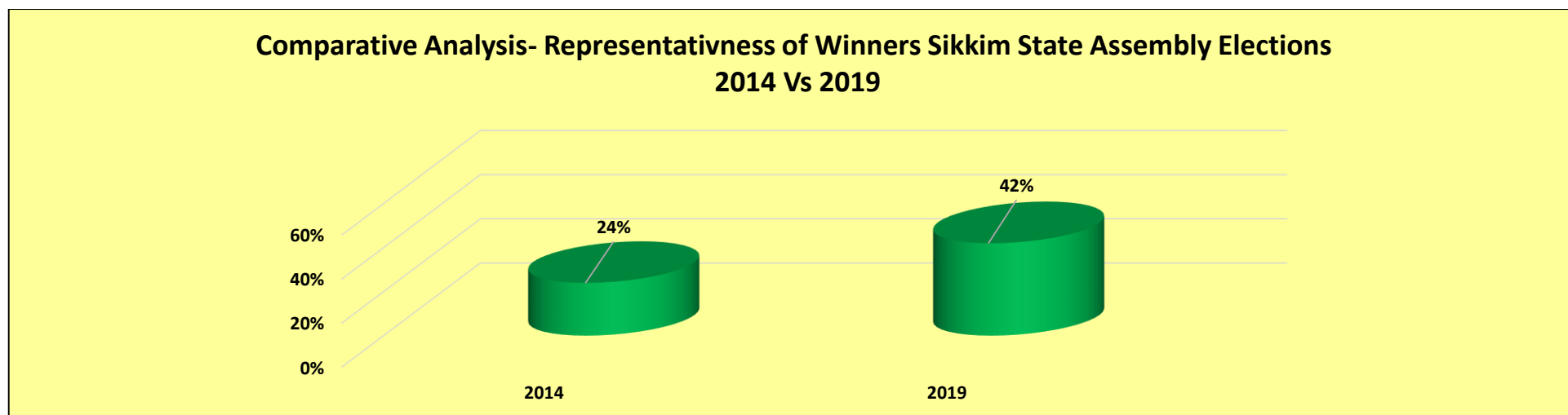


Figure – Comparative Analysis- Representativeness of Winners

Winners with Highest Representativeness: The details of top 3 winners with highest representativeness are given below:

S.No.	Constituency	Winner	Party for Winner	Total Registered Voters (including Service Voters)	Total Votes Polled	Total Votes Polled for Winner	% of Representativeness
1	Djongu	PINTSO NAMGYAL LEPCHA	Sikkim Democratic Front	9595	8483	5613	58.50%
2	Gnathang-machong	DORJEE TSHERING LEPCHA	Sikkim Democratic Front	12048	10132	6380	52.95%
3	Poklok-kamrang	PAWAN CHAMLING	Sikkim Democratic Front	15595	13083	7731	49.57%

Table: Winners with Highest Representativeness

Winners with Least Representativeness: The details of top 3 winners with least representativeness are given below:

S.No.	Constituency	Winner	Party for Winner	Total Registered Voters (including Service Voters)	Total Votes Polled	Total Votes Polled for Winner	% of Representativeness
1	Arithang	ARUN KUMAR UPRETI	Sikkim Krantikari Morcha	11408	7872	3150	27.61%
2	Gangtok	KUNGA NIMA LEPCHA	Sikkim Krantikari Morcha	11649	7427	3838	32.95%
3	Martam-rumtek	DORJEE TSHERING LEPCHA	Sikkim Democratic Front	16975	13753	6244	36.78%

Table: Winners with least representativeness

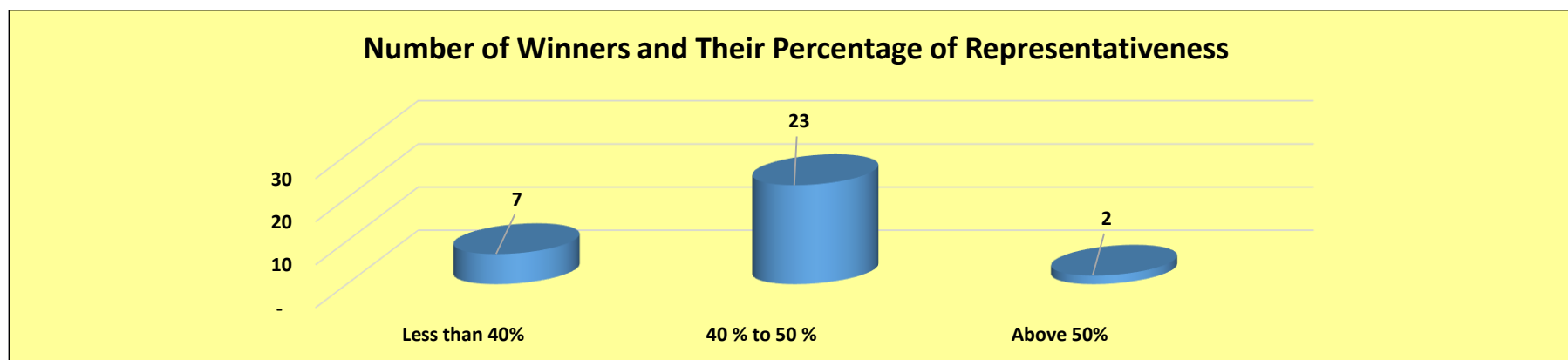


Figure: No. of Winners – Representativeness

Party-wise Winners with less than 50% of Representativeness: Out of 15 winner of **Sikkim Democratic Front**, **13(87%)** have won less than 50% of votes of the total registered voters in the constituency and all 17(**100%**) winners from **Sikkim Krantikari Morcha** have won less than 50 % of votes of the total registered voters in the constituency.

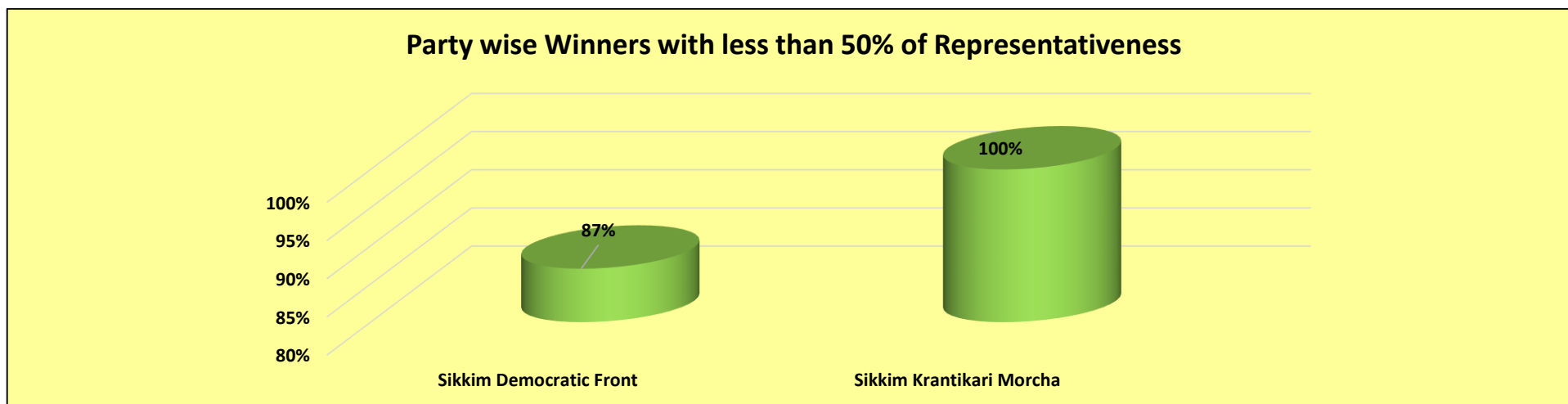


Figure: Party wise Winners with less than 50% of Representativeness

Margin of Victory for Winners

Winners with Least Margin of Victory: The details of top three winners with least margin of victory are given below:

S.No.	Constituency	Total Voters (including Service Voters)	Total Votes Polled	Winner	Party for Winner	Total Votes Polled for Winner	Runners up	Party for Runners up	Total Votes Runner up	Margin of Victory (Winner-Runner up)	% of Margin of Victory
1	Yangthang	12952	10696	BHIM HANG LIMBOO	Sikkim Krantikari Morcha	5184	DAL BDR. SUBBA	Sikkim Democratic Front	5137	47	0.44%
2	Martam-rumtek	16975	13753	DORJEE TSHERING LEPCHA	Sikkim Democratic Front	6244	SONAM TSHERING VENCHUNGPA	Sikkim Krantikari Morcha	6171	73	0.53%
3	Yoksam-tashiding	13808	11720	SANGAY LEPCHA	Sikkim Krantikari Morcha	5686	DICHEN WANGCHUK BHUTIA	Sikkim Democratic Front	5607	79	0.67%

Table: Winners with Least Margin of Victory

Winners with Highest Margin of Victory: The details of top three winners with highest margin of victory are given below:

S.No.	Constituency	Total Voters (including Service Voters)	Total Votes Polled	Winner	Party for Winner	Total Votes Polled for Winner	Runners up	Party for Runners up	Total Votes Runner up	Margin of Victory (Winner-Runner up)	% of Margin of Victory
1	Djongu	9595	8483	PINTSO NAMGYAL LEPCHA	Sikkim Democratic Front	5613	CHUNGKIPU LEPCHA	Sikkim Krantikari Morcha	2612	3001	35.38%
2	Gnathang-machong	12048	10132	DORJEE TSHERING LEPCHA	Sikkim Democratic Front	6380	TSHERING BHUTIA	Sikkim Krantikari Morcha	3460	2920	28.82%
3	Sangha	3293	2376	SONAM LAMA	Sikkim Krantikari Morcha	1488	TSHERING LAMA	Sikkim Democratic Front	858	630	26.52%

Table: Winners with Highest Margin of Victory

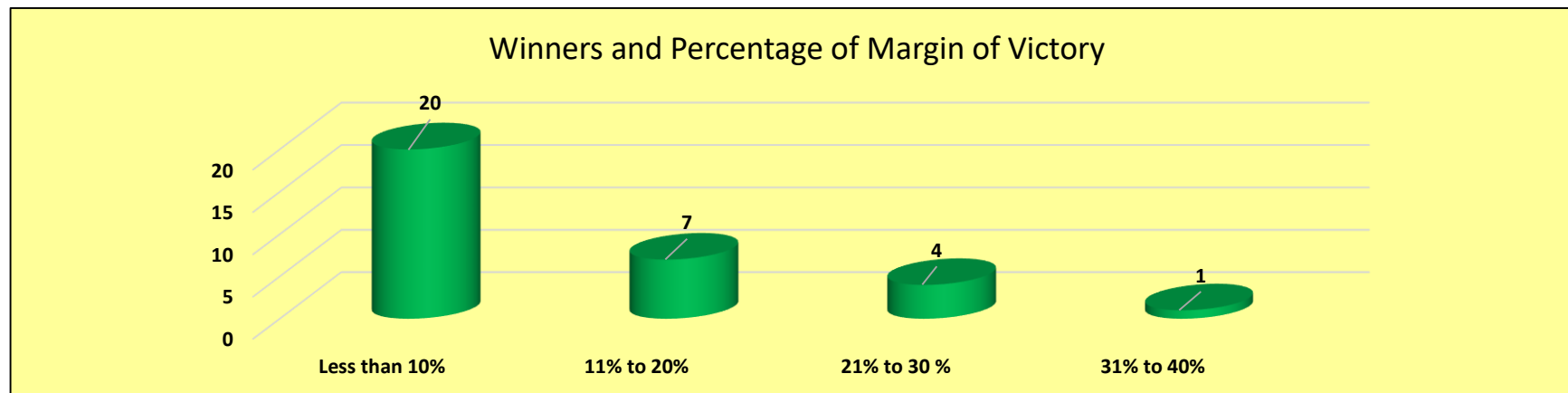


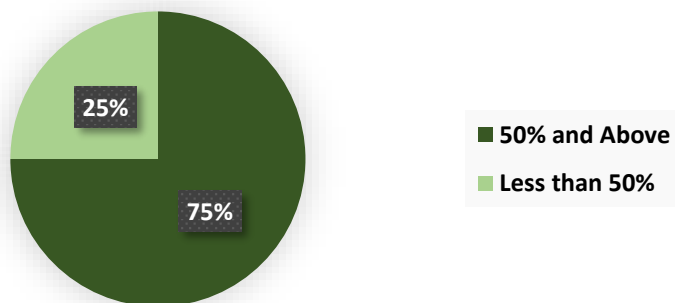
Figure: Winners and Margin of Victory

Crorepati Winners and their Vote Share: **18(75%)** out of 24 crorepati winners analysed have won with a vote share of **50% and above**.

Crorepati MLAs and their Margin of Victory:

1. 6 out of 24 crorepati MLAs have won against a non-crorepati runners up.
2. Among these 6 MLAs, only 1 MLA has won with more than 10 % margin of victory.
3. Among these, Narendra Kumar Subba from Maneybung-dentam constituency won with 11.63% margin of victory.
4. There are 6 non-crorepati MLAs who have won against crorepati runners up. 4 of them have won with a vote share of **50% and above**.

**Percentage of Crorepati Winners and their
Vote Share Percentage**



**% of Margin of Victory of Crorepati Winner
won Against Non- Crorepati Runners up**



Performance of Women Winners in Sikkim Assembly Elections, 2019

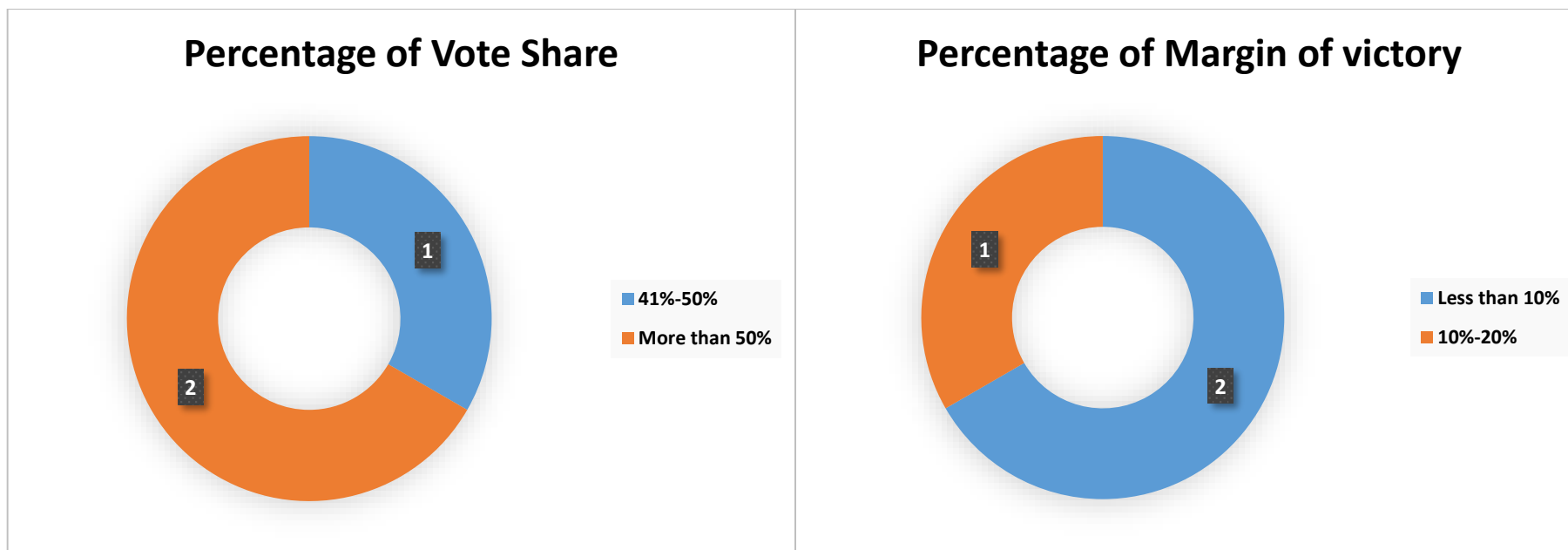
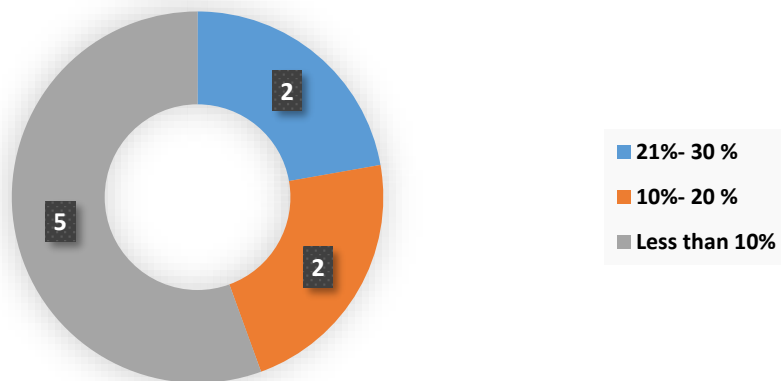


Figure: Performance of Women Winners

- Among the 32 winners, 3 are women.
- Among the women winners, Raj Kumari Thapa (Sikkim Democratic Front) from **Rangang-Yangang** Constituency has won with the highest vote share, i.e. 53.47 % in her constituency and 13.27% of margin of victory.

Performance of Re-elected Winners in Sikkim Assembly Elections, 2019

Percentage of Margin of Victory



Percentage of Vote Share

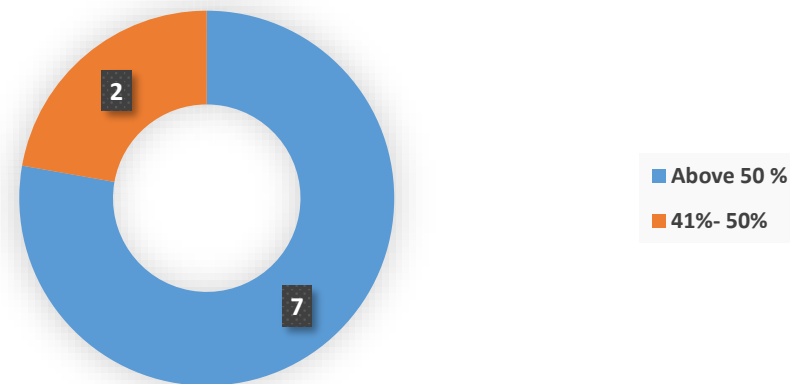


Figure: Performance of Re-Elected Winners

Percentage Range	Margin of Victory	Vote Share
Above 50 %	0	7
41%- 50 %	0	2
31%- 40%	0	0
21%- 30 %	2	0
10%- 20 %	2	0
Less than 10%	5	0

Table: Performance of Re-Elected Winners

- Out of total 9 re-elected winners **7(78%)** have won with a vote share of **50% and above**.
- **5** re-elected winners have won with less than 10% of margin of victory whereas only 2 have won with more than 20% of margin of victory.

None of the Above

- The NOTA button instated by the ECI in 2013 gave the voters an options of rejecting all the candidates in their constituency. The total number of votes polled for None-of-the-above option were 3039 votes during the Sikkim State Assembly Elections, 2019.
- The top ten constituencies with highest votes polled for NOTA are as follows:

S.N o.	Constituency	Winner	Party	Total Registered Voters (including Service Voters)	Total Valid Votes in The Constituency	Total Votes Polled for Winner	Votes Polled for NOTA	% of Votes Polled for NOTA
1	Soreng-chakung	ADITYA GOLAY (TAMANG)	Sikkim Krantikari Morcha	15589	13140	6580	188	1.43%
2	Maneybung-dentam	NARENDRA KUMAR SUBBA	Sikkim Democratic Front	15174	12936	7134	172	1.33%
3	Melli	FARWANTI TAMANG	Sikkim Democratic Front	15479	12645	6354	166	1.31%
4	Rhenock	BISHNU KUMAR SHARMA	Sikkim Krantikari Morcha	17396	14244	8039	142	1.00%
5	Barfung	TASHI THENDUP BHUTIA	Sikkim Democratic Front	14875	12083	5936	139	1.15%
6	Shyari	KUNGA NIMA LEPCHA	Sikkim Krantikari Morcha	15732	12222	6638	132	1.08%
7	Yoksam-tashiding	SANGAY LEPCHA	Sikkim Krantikari Morcha	13808	11720	5686	132	1.13%
8	Martam-rumtek	DORJEE TSHERING LEPCHA	Sikkim Democratic Front	16975	13753	6244	118	0.86%
9	Tumen-lingi	UGEN T. GYATSO BHUTIA	Sikkim Democratic Front	15888	13260	6615	116	0.87%
10	Rinchenpong	KARMA SONAM LEPCHA	Sikkim Democratic Front	14756	12599	6582	109	0.87%

Table: Top 10 Constituencies with highest votes polled for NOTA

Vote Share and Representativeness of Winners in Sikkim Assembly Elections

S.No.	Constituency	Winner	Party for Winner	Total Registered Voters (including Service Voters)	Total Votes Polled	Total Votes Polled for Winner	% of Vote Share of winner	% of Representativeness
1	Djongu	PINTSO NAMGYAL LEPCHA	Sikkim Democratic Front	9595	8483	5613	66.17%	58.50%
2	Gnathang-machong	DORJEE TSHERING LEPCHA	Sikkim Democratic Front	12048	10132	6380	62.97%	52.95%
3	Sangha	SONAM LAMA	Sikkim Krantikari Morcha	3293	2376	1488	62.63%	45.19%
4	Poklok-kamrang	PAWAN CHAMLING	Sikkim Democratic Front	15595	13083	7731	59.09%	49.57%
5	Gyalshing-barnyak	LOK NATH SHARMA	Sikkim Krantikari Morcha	12406	10273	5862	57.06%	47.25%
6	Rhenock	BISHNU KUMAR SHARMA	Sikkim Krantikari Morcha	17396	14244	8039	56.44%	46.21%
7	Maneybung-dentam	NARENDRA KUMAR SUBBA	Sikkim Democratic Front	15174	12936	7134	55.15%	47.01%
8	Kabi lungchuk	KARMA LODAY BHUTIA	Sikkim Krantikari Morcha	12661	10360	5705	55.07%	45.06%
9	Shyari	KUNGA NIMA LEPCHA	Sikkim Krantikari Morcha	15732	12222	6638	54.31%	42.19%
10	Lachen mangan	SAMDUP LEPCHA	Sikkim Krantikari Morcha	7867	6719	3615	53.80%	45.95%
11	Namthang-rateypa	SANJEET KHAREL	Sikkim Krantikari Morcha	15451	12779	6848	53.59%	44.32%
12	Rangang-yangang	RAJ KUMARI THAPA	Sikkim Democratic Front	13919	11495	6146	53.47%	44.16%
13	Rinchenpong	KARMA SONAM LEPCHA	Sikkim Democratic Front	14756	12599	6582	52.24%	44.61%
14	Upper burtuk	DILLI RAM THAPA	Sikkim Democratic Front	15231	11796	6107	51.77%	40.10%
15	Temi-namphing	BEDU SINGH PANTH	Sikkim Krantikari Morcha	14225	11768	6084	51.70%	42.77%
16	Gangtok	KUNGA NIMA LEPCHA	Sikkim Krantikari Morcha	11649	7427	3838	51.68%	32.95%
17	Chujachen	KRISHNA BAHADUR RAI	Sikkim Democratic Front	17776	14213	7266	51.12%	40.88%
18	Upper tadong	GAY TSHERING DHUNGEL	Sikkim Democratic Front	10334	7536	3844	51.01%	37.20%
19	Khamdong-singtam	MANI KUMAR SHARMA	Sikkim Krantikari Morcha	13067	10611	5347	50.39%	40.92%
20	Namchi-singhithang	PAWAN CHAMLING	Sikkim Democratic Front	12689	10046	5054	50.31%	39.83%
21	Melli	FARWANTI TAMANG	Sikkim Democratic Front	15479	12645	6354	50.25%	41.05%
22	Soreng-chakung	ADITYA GOLAY (TAMANG)	Sikkim Krantikari Morcha	15589	13140	6580	50.08%	42.21%
23	Tumen-lingi	UGEN T. GYATSO BHUTIA	Sikkim Democratic Front	15888	13260	6615	49.89%	41.64%

S.No.	Constituency	Winner	Party for Winner	Total Registered Voters (including Service Voters)	Total Votes Polled	Total Votes Polled for Winner	% of Vote Share of winner	% of Representativeness
24	West pendam	L .B DAS	Sikkim Krantikari Morcha	14984	11683	5799	49.64%	38.70%
25	Namcheybung	EM PRASAD SHARMA	Sikkim Democratic Front	15095	12400	6141	49.52%	40.68%
26	Salghari-zoom	SUNITA GAJMER	Sikkim Krantikari Morcha	10942	8931	4400	49.27%	40.21%
27	Barfung	TASHI THENDUP BHUTIA	Sikkim Democratic Front	14875	12083	5936	49.13%	39.91%
28	Daramdin	MINGMA NORBU SHERPA	Sikkim Krantikari Morcha	15269	12672	6219	49.08%	40.73%
29	Yoksam-tashiding	SANGAY LEPCHA	Sikkim Krantikari Morcha	13808	11720	5686	48.52%	41.18%
30	Yangthang	BHIM HANG LIMBOO	Sikkim Krantikari Morcha	12952	10696	5184	48.47%	40.02%
31	Martam-rumtek	DORJEE TSHERING LEPCHA	Sikkim Democratic Front	16975	13753	6244	45.40%	36.78%
32	Arithang	ARUN KUMAR UPRETI	Sikkim Krantikari Morcha	11408	7872	3150	40.02%	27.61%

Table: Vote Share and Representativeness of Winners

Margin of Victory of Winners from Sikkim Assembly Elections

S. N o.	Constituency	Total Registered Voters (including Service Voters)	Total Votes Polled	Winner	Party for Winner	Total Votes Polled for Winner	% of Vote Share of winner	Runners up	Party for Runners up	Total Votes Runner up	% of Vote Share of Runner up	Margin of Victory (Winner-Runner up)	% of Margin of Victory
1	Djongu	9595	8483	PINTSO NAMGYAL LEPCHA	Sikkim Democratic Front	5613	66.17%	CHUNGKIPU LEPCHA	Sikkim Krantikari Morcha	2612	30.79%	3001	35.38%
2	Gnathang - machong	12048	10132	DORJEE TSHERING LEPCHA	Sikkim Democratic Front	6380	62.97%	TSHERING BHUTIA	Sikkim Krantikari Morcha	3460	34.15%	2920	28.82%
3	Sangha	3293	2376	SONAM LAMA	Sikkim Krantikari Morcha	1488	62.63%	TSHERING LAMA	Sikkim Democratic Front	858	36.11%	630	26.52%
4	Poklok-kamrang	15595	13083	PAWAN CHAMLING	Sikkim Democratic Front	7731	59.09%	KHARKA BAHADUR RAI	Sikkim Krantikari Morcha	4832	36.93%	2899	22.16%
5	Rhenock	17396	14244	BISHNU KUMAR SHARMA	Sikkim Krantikari Morcha	8039	56.44%	HEMENDRA ADHIKARI	Sikkim Democratic Front	4953	34.77%	3086	21.67%
6	Gyalshing -barnyak	12406	10273	LOK NATH SHARMA	Sikkim Krantikari Morcha	5862	57.06%	LAXUMAN SHARMA	Sikkim Democratic Front	4048	39.40%	1814	17.66%
7	Kabi lungchuk	12661	10360	KARMA LODAY BHUTIA	Sikkim Krantikari Morcha	5705	55.07%	UGEN NEDUP BHUTIA	Sikkim Democratic Front	4268	41.20%	1437	13.87%
8	Rangang-yangang	13919	11495	RAJ KUMARI THAPA	Sikkim Democratic Front	6146	53.47%	RAJ KUMAR BASNET	Sikkim Krantikari Morcha	4621	40.20%	1525	13.27%
9	Gangtok	11649	7427	KUNGA NIMA LEPCHA	Sikkim Krantikari Morcha	3838	51.68%	PINTSO CHOPEL	Sikkim Democratic Front	2950	39.72%	888	11.96%
10	Maneybu ng-dentam	15174	12936	NARENDRA KUMAR SUBBA	Sikkim Democratic Front	7134	55.15%	PURNA HANG SUBBA	Sikkim Krantikari Morcha	5630	43.52%	1504	11.63%
11	Shyari	15732	12222	KUNGA NIMA LEPCHA	Sikkim Krantikari Morcha	6638	54.31%	KARMA WANGDI BHUTIA	Sikkim Democratic Front	5282	43.22%	1356	11.09%
12	Namthan g-rateypani	15451	12779	SANJEET KHAREL	Sikkim Krantikari Morcha	6848	53.59%	BIRJAN TAMANG	Sikkim Democratic Front	5543	43.38%	1305	10.21%
13	Chujachen	17776	14213	KRISHNA BAHADUR RAI	Sikkim Democratic Front	7266	51.12%	DAMBER KUMAR PRADHAN	Sikkim Krantikari Morcha	5939	41.79%	1327	9.34%

S. N o.	Constituency	Total Registered Voters (including Service Voters)	Total Votes Polled	Winner	Party for Winner	Total Votes Polled for Winner	% of Vote Share of winner	Runners up	Party for Runners up	Total Votes Runner up	% of Vote Share of Runner up	Margin of Victory (Winner-Runner up)	% of Margin of Victory
14	Lachen mangan	7867	6719	SAMDUP LEPCHA	Sikkim Krantikari Morcha	3615	53.80%	TSHERING WANGDI LEPCHA	Sikkim Democratic Front	3031	45.11%	584	8.69%
15	Rinchenpong	14756	12599	KARMA SONAM LEPCHA	Sikkim Democratic Front	6582	52.24%	PHURBA TSH. BHUTIA	Sikkim Krantikari Morcha	5513	43.76%	1069	8.48%
16	Khamdong-singtam	13067	10611	MANI KUMAR SHARMA	Sikkim Krantikari Morcha	5347	50.39%	GARJAMAN GURUNG	Sikkim Democratic Front	4474	42.16%	873	8.23%
17	Namcheybung	15095	12400	EM PRASAD SHARMA	Sikkim Democratic Front	6141	49.52%	DENIS RAI	Sikkim Krantikari Morcha	5170	41.69%	971	7.83%
18	West pendam	14984	11683	L .B DAS	Sikkim Krantikari Morcha	5799	49.64%	GOPAL BARAILY	Sikkim Democratic Front	4901	41.95%	898	7.69%
19	Melli	15479	12645	FARWANTI TAMANG	Sikkim Democratic Front	6354	50.25%	TILAK BASNET	Sikkim Krantikari Morcha	5489	43.41%	865	6.84%
20	Teminamphing	14225	11768	BEDU SINGH PANTH	Sikkim Krantikari Morcha	6084	51.70%	GARJAMAN GURUNG	Sikkim Democratic Front	5314	45.16%	770	6.54%
21	Upper burtuk	15231	11796	DILLI RAM THAPA	Sikkim Democratic Front	6107	51.77%	NAGENDRA BIKRAM GURUNG	Sikkim Krantikari Morcha	5350	45.35%	757	6.42%
22	Arithang	11408	7872	ARUN KUMAR UPRETI	Sikkim Krantikari Morcha	3150	40.02%	ASHIS RAI	Independent	2676	33.99%	474	6.02%
23	Upper tadong	10334	7536	GAY TSHERING DHUNGEL	Sikkim Democratic Front	3844	51.01%	ANAND LAMA	Sikkim Krantikari Morcha	3428	45.49%	416	5.52%
24	Namchisinghithang	12689	10046	PAWAN CHAMLING	Sikkim Democratic Front	5054	50.31%	GANESH RAI	Sikkim Krantikari Morcha	4677	46.56%	377	3.75%
25	Daramdin	15269	12672	MINGMA NORBU SHERPA	Sikkim Krantikari Morcha	6219	49.08%	PEM NORBU SHERPA	Sikkim Democratic Front	5883	46.43%	336	2.65%
26	Tumenlingi	15888	13260	UGEN T. GYATSO BHUTIA	Sikkim Democratic Front	6615	49.89%	SAMDUP TSHERING BHUTIA	Sikkim Krantikari Morcha	6295	47.47%	320	2.41%
27	Sorengchakung	15589	13140	ADITYA GOLAY (TAMANG)	Sikkim Krantikari Morcha	6580	50.08%	SANCHA RAJ SUBBA	Sikkim Democratic Front	6372	48.49%	208	1.58%
28	Salgharizoom	10942	8931	SUNITA GAJMER	Sikkim Krantikari Morcha	4400	49.27%	DHAN KUMARI KAMI	Sikkim Democratic Front	4307	48.23%	93	1.04%

S. N o.	Constituency	Total Registered Voters (including Service Voters)	Total Votes Polled	Winner	Party for Winner	Total Votes Polled for Winner	% of Vote Share of winner	Runners up	Party for Runners up	Total Votes Runner up	% of Vote Share of Runner up	Margin of Victory (Winner-Runner up)	% of Margin of Victory
29	Barfung	14875	12083	TASHI THENDUP BHUTIA	Sikkim Democratic Front	5936	49.13%	LOBZANG BHUTIA	Sikkim Krantikari Morcha	5839	48.32%	97	0.80%
30	Yoksam-tashiding	13808	11720	SANGAY LEPCHA	Sikkim Krantikari Morcha	5686	48.52%	DICHEN WANGCHUK BHUTIA	Sikkim Democratic Front	5607	47.84%	79	0.67%
31	Martam-rumtek	16975	13753	DORJEE TSHERING LEPCHA	Sikkim Democratic Front	6244	45.40%	SONAM TSHERING VENCHUNGPA	Sikkim Krantikari Morcha	6171	44.87%	73	0.53%
32	Yangthang	12952	10696	BHIM HANG LIMBOO	Sikkim Krantikari Morcha	5184	48.47%	DAL BDR. SUBBA	Sikkim Democratic Front	5137	48.03%	47	0.44%

Table: Margin of Victory of Winners from Sikkim Assembly Elections

Association for Democratic Reforms

<p>Media and Journalist Helpline</p> <p>+91 80103 94248 Email: adr@adrindia.org</p>	<p>Maj. Gen. Anil Verma (Retd.) Head National Election Watch, Association for Democratic Reforms 011 4165 4200 +91 88264 79910 adr@adrindia.org, anilverma@adrindia.org</p>	<p>Prof Jagdeep Chhokar IIM Ahmedabad (Retd.) Founder Member, National Election Watch, Association for Democratic Reforms +91 99996 20944 jchhokar@gmail.com</p>	<p>Prof Trilochan Sastry IIM Bangalore Founder Member, National Election Watch, Association for Democratic Reforms +91 94483 53285 trilochans@iimb.ernet.in</p>
--	--	---	--

DISCLAIMER

All information in this report has been taken from the website of Election Commission of India (<http://eci.nic.in/eci/eci.html>). **ADR does not add or subtract any information, unless the EC changes the data. In particular, no unverified information from any other source is used.** While all efforts have been made to ensure that the information is in keeping with what is available in the ECI website, in case of discrepancy between information in this report and that given in the ECI website, the information available ECI website should be treated as correct. Association for Democratic Reforms, Sikkim Election Watch and their volunteers are not responsible or liable for any damage arising directly or indirectly from the publication of this report