

29<sup>th</sup> August 2019

Press Release

**Arunachal Pradesh Assembly Elections 2019**  
**Analysis of Vote Share and Margin of Victory of Winners**

**Association for Democratic Reform0073**

T-95, C.L. House, 2<sup>nd</sup> Floor,  
Near Gulmohar Commercial Complex  
Gautam Nagar,  
New Delhi-110 049  
Phone: +91-011-4165-4200  
Fax: +91-11-46094248  
Email : [adr@adrindia.org](mailto:adr@adrindia.org)

To report any electoral violations and malpractices during elections download the Election Watch Reporter (Android App)

[https://play.google.com/store/apps/details?id=com.webrosoft.election\\_watch\\_reporter](https://play.google.com/store/apps/details?id=com.webrosoft.election_watch_reporter)

## Contents

|  |    |
|--|----|
| Summary and Highlights .....   | 3  |
| Vote Share of Winner .....   | 5  |
| <i>Winners with highest vote share</i> .....   | 6  |
| <i>Winners with Least Vote Share</i> .....   | 6  |
| Margin of Victory for Winners .....  | 9  |
| Performance of Re-elected Winners in Arunachal Pradesh Assembly Elections, 2019 .....    | 12 |
| Vote Share and Margin of Victory of Winners in Arunachal Pradesh Assembly Elections..... | 14 |
| Contact Details .....  | 19 |
| DISCLAIMER .....   | 19 |

## Summary and Highlights

ADR and Arunachal Pradesh Election Watch (APEW) have analysed the vote share for the 57 out of 60 constituencies in the Arunachal Pradesh Assembly Elections, 2019, as three candidates have been elected unopposed from Along East, Dirang and Yachuli constituencies.

### Vote Share of Winners

- The winners of the Arunachal Pradesh Assembly Elections, 2019 won by an average of **52.91%** of total votes polled.
- **38(66.66%)** winners won with 50% and above of the total votes polled in their constituency.
- **19(33.33%)** winners won with less than 50% of the total votes polled in their constituency.
- Out of 38 winners of **BJP**, **7(18.42%)** won with less than 50 % of total votes polled in their constituencies. **3(42.85%)** out of 7 winners **from JD(U)**, **3(60%)** out of 5 winners **from NPP**, **3(75%)** out of 4 winners **from INC** and **100%** winners each from **People's Party of Arunachal** and **Independent** have won with less than 50% of total votes polled in their constituency.
- **3(30%)** out of 10 winners analysed with declared criminal cases have won with a vote share of **50% and above**.
- **36(67.92%)** out of 53 crorepati winners analysed have won with a vote share of **50% and above**.

### Margin of Victory

- 4 winners have won with margin of victory of less than 100 votes.
- 3 winners have won with more than 55% of margin of victory.

### Winners with Declared Criminal Cases and their Margin of Victory:

1. **8** out of 10 winners with declared criminal cases have won against a runner up with a clean background.
2. Among these 8 winners, 1 winner has won with more than 30% margin of victory.
3. Among these, Ojing Tasing (BJP) from Pangin constituency won with 35.86 % margin of victory.
4. There are 10 winners with a clean background who have won against a runner up with declared criminal cases. Out of these 10 winners, 2 have won with more than 50 % margin of victory.

### **Crorepati Winners and their Margin of Victory:**

1. 8 out of 53 crorepati winners have won against a non-crorepati runners up.
2. Among these 8 winners, 3 winners have won with more than 20 % margin of victory.
3. Among these, **Gabriel Denwang Wangsu (BJP)** from **Kanubari** constituency won with 41.64% margin of victory.
4. There are 4 non-crorepati winners who have won against crorepati runners up. 2 of them have won with more than 50% of vote share.

### **Performance of Women Winners**

- Among the 57 winners, 3 are women.
- Among the women winners, Jummum Ete Deori (BJP) from **Lekang** Constituency has won with the highest vote share, i.e. 56.21 % in her constituency and 34.38% of margin of victory.

### **Performance of Re-elected Winners**

- Out of total 32 re-elected winners **21(65.62%)** have won with more than 50% of vote share.
- 9 re-elected winners have won with less than 5% of margin of victory whereas only **5** have won with more than 40% of margin of victory.

### **NOTA**

- The NOTA button instated by the ECI in 2013 gave the voters an options of rejecting all the candidates in their constituency. Out of 6,20,425 votes polled in Arunachal Pradesh Assembly Election, 2019, **5,822 (0.94%)** were polled for NOTA.

### Vote Share of Winner

The percentage of vote share was calculated by dividing the votes polled for the winner by the total number of valid votes polled. The value of vote share represents votes won by the winning candidates among the total number of valid votes polled.

$$\text{Votes Share} = \frac{\text{Total Votes Polled for Winner}}{\text{Total No. of Valid Votes Polled}}$$

The winners of the Arunachal Pradesh Assembly Elections, 2019 won by an average of 52.91 % of total votes polled.

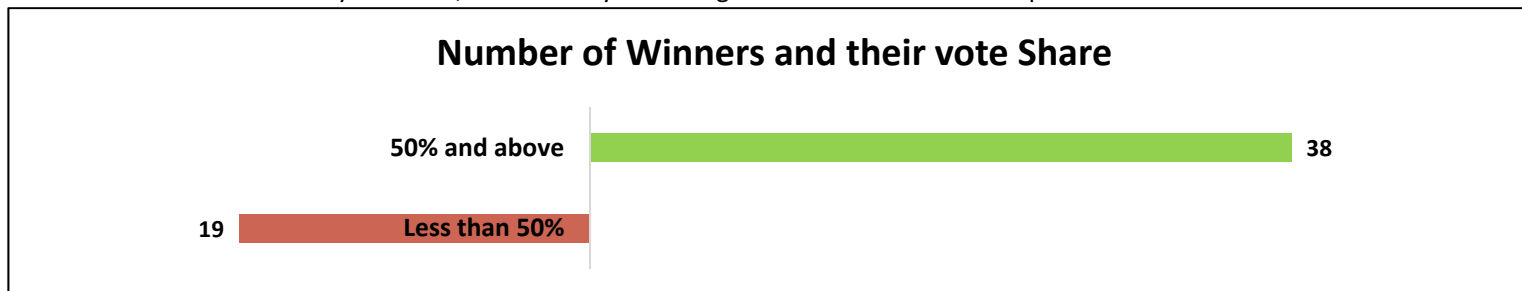


Figure: No. of Winners- Vote Share

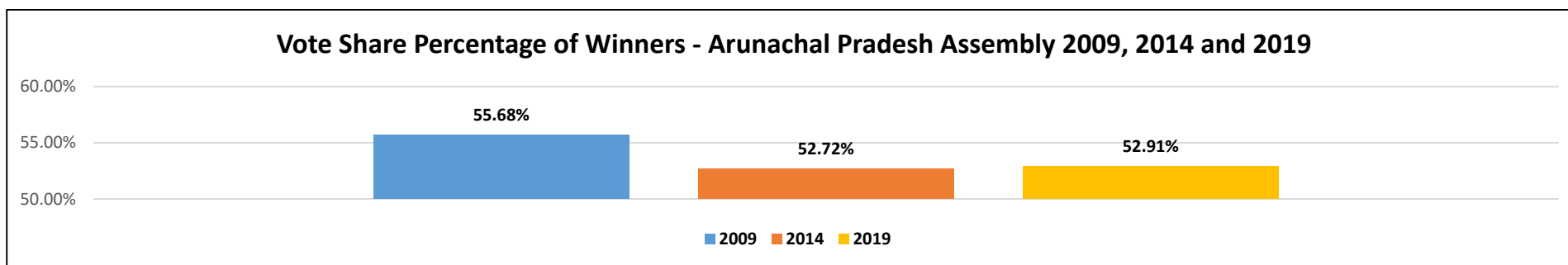


Figure: Vote Share Percentage of Winners- Arunachal Pradesh Assembly 2009, 2014 and 2019

***Winners with highest vote share: 38(66.66%)*** winners won with 50% and above of the total votes polled in their constituency. The top 3 winners who have attained the highest vote share during the Arunachal Pradesh Assembly Elections, 2019 are given below:

| S.No. | Constituency      | Total Votes Polled | Winner        | Party                  | Votes Polled for Winner | Vote Share % Winner |
|-------|-------------------|--------------------|---------------|------------------------|-------------------------|---------------------|
| 1     | Thrizino-Buragaon | 10533              | Kumsi Sidisow | Bharatiya Janata Party | 8772                    | 83.28%              |
| 2     | Chowkham          | 10859              | Chowna Mein   | Bharatiya Janata Party | 8908                    | 82.03%              |
| 4     | Tawang            | 7623               | Tsering Tashi | Bharatiya Janata Party | 5547                    | 72.77%              |

**Table: Winners with the highest vote share**

***Winners with Least Vote Share: 19(33.33%)*** winners won with less than 50% of the total votes polled in their constituency. The top 3 winners who have attained the least vote share during the Arunachal Pradesh Assembly Elections, 2019 are given below:

| S.No. | Constituency      | Total Votes Polled | Winner              | Party                    | Votes Polled for Winner | Vote Share % Winner |
|-------|-------------------|--------------------|---------------------|--------------------------|-------------------------|---------------------|
| 1     | Bomdila           | 8059               | Shri Dongru Siongju | Janata Dal (United)      | 2994                    | 37.15%              |
| 2     | Borduria Bogapani | 7526               | Wanglin Lowangdong  | Indian National Congress | 2499                    | 33.20%              |
| 3     | Raga              | 13012              | Tarin Dakpe         | National People's Party  | 3385                    | 26.01%              |

**Table: Winners with least vote share**

### Party Wise Vote Share

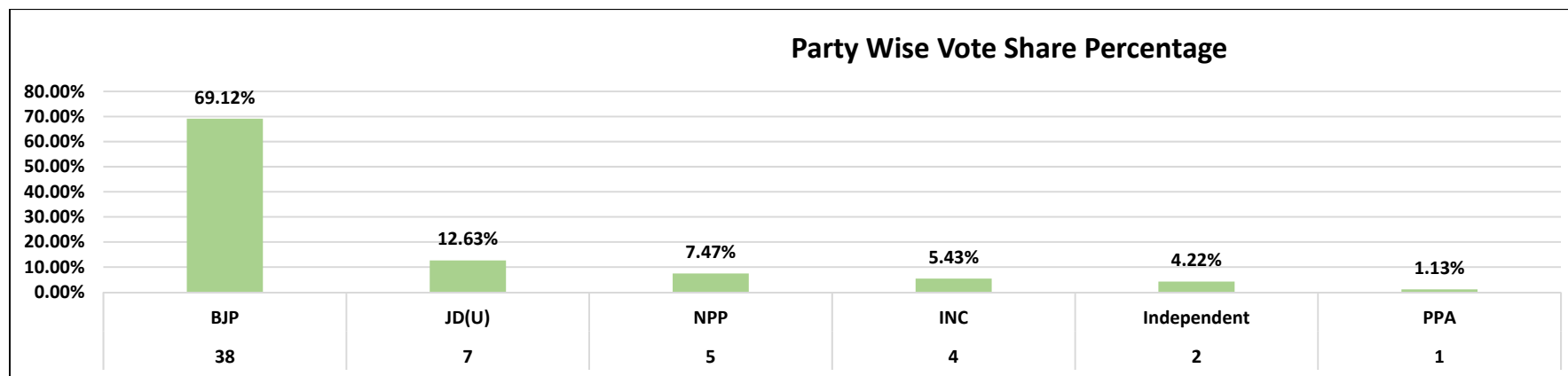


Figure: Party Wise Vote Share Percentage

| Party                       | 2019              |              | 2014              |              |
|-----------------------------|-------------------|--------------|-------------------|--------------|
|                             | Number of Winners | Vote Share % | Number of Winners | Vote Share % |
| Bharatiya Janata Party      | 38                | 69.12%       | 10                | 22.19%       |
| Janata Dal (United)         | 7                 | 12.63%       | 0                 | 0.00%        |
| National People's Party     | 5                 | 7.47%        | 0                 | 0.00%        |
| Indian National Congress    | 4                 | 5.43%        | 40                | 65.54%       |
| People's Party of Arunachal | 1                 | 1.13%        | 5                 | 7.85%        |
| Independent                 | 2                 | 4.22%        | 2                 | 22.19%       |

Table: Party wise Vote Share

- **Party Wise Winners with Less than 50% of Vote Share:** Out of 38 winners of **BJP**, **7(18.42%)** won with less than 50 % of total votes polled in their constituencies. **3(42.85%)** out of 7 winners from **JD(U)**, **3(60%)** out of 5 winners from **NPP**, **3(75%)** out of 4 winners from **INC** and **100%** winners each from **People's Party of Arunachal** and **Independent** have won with less than 50% of total votes polled in their constituency.

| Party                       | Vote Share Percentage                |                                      | Total Number of Winners |
|-----------------------------|--------------------------------------|--------------------------------------|-------------------------|
|                             | Number of Winners with Less than 50% | Number of Winners with 50% and Above |                         |
| Bharatiya Janata Party      | 7                                    | 31                                   | 38                      |
| Janata Dal (United)         | 3                                    | 4                                    | 7                       |
| National People's Party     | 3                                    | 2                                    | 5                       |
| Indian National Congress    | 3                                    | 1                                    | 4                       |
| People's Party of Arunachal | 1                                    | 0                                    | 1                       |
| Independent                 | 2                                    | 0                                    | 2                       |
| <b>Grand Total</b>          | <b>19</b>                            | <b>38</b>                            | <b>57</b>               |

Table: Party Wise Winners with Less than 50% of Vote Share

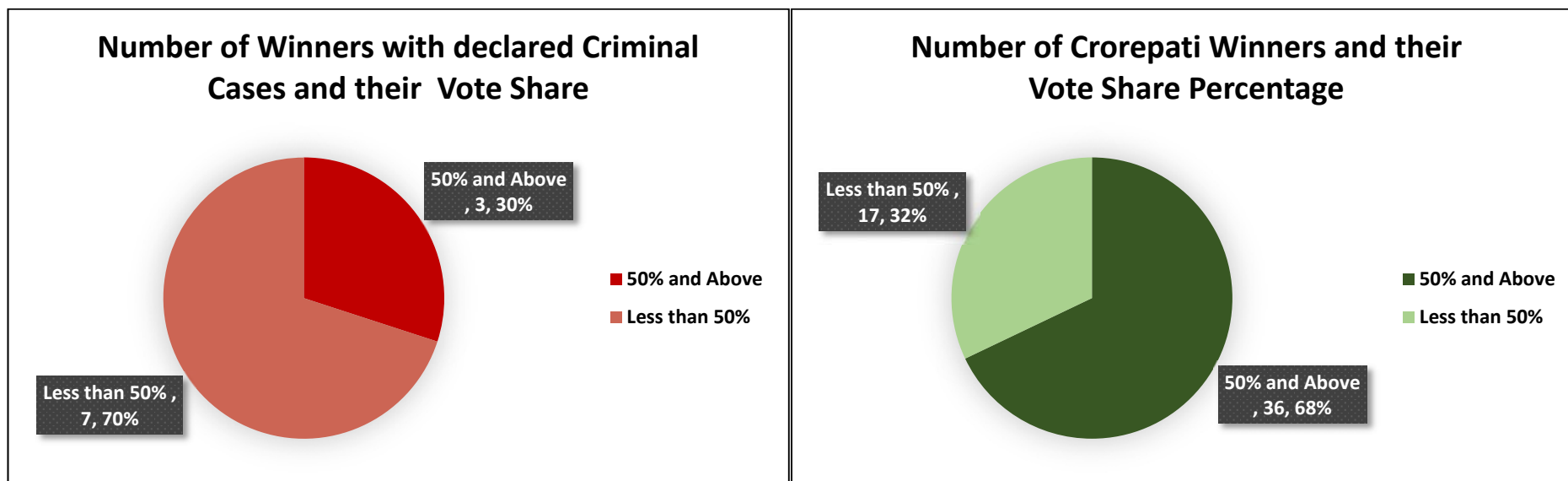


Figure: Vote Share of Winners with declared criminal cases and Corepati Winners



**Winners with Declared Criminal Cases and their Vote Share:** 3(30%) out of 10 winners analysed with declared criminal cases have won with a vote share of 50% and above.

**Crorepati Winners and their Vote Share:** 36(67.92%) out of 53 crorepati winners analysed have won with a vote share of 50% and above.

### Margin of Victory for Winners

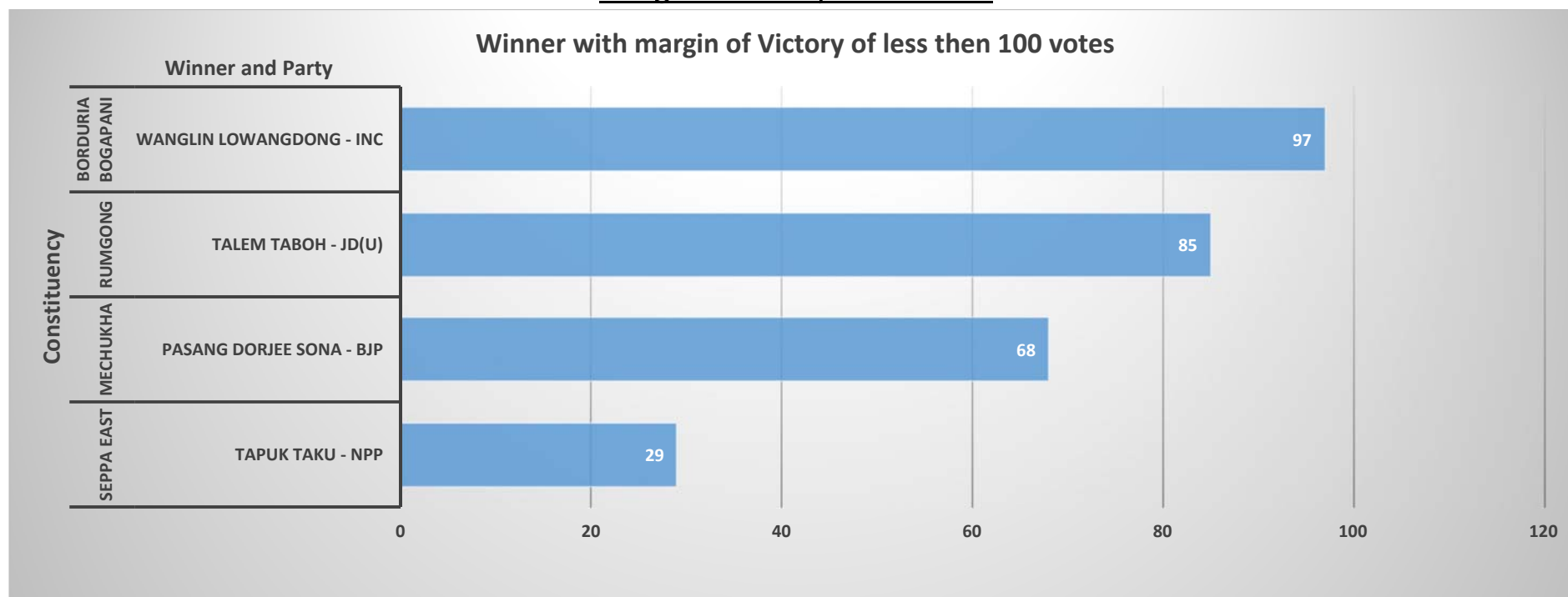


Figure: Winners with Margin of Victory less than 100 votes

**Winners with Margin of Victory less than 100 votes:** The details of winners with Margin of Victory less than 100 votes are given below:

| S.No. | Constituency      | Total Votes Polled | Winner             | Party                    | Votes Polled for Winner | Vote Share % Winner | Runners up     | Party                   | Votes Polled for Runners up | Vote Share % Runners up | Margin of Victory | Margin of Victory % |
|-------|-------------------|--------------------|--------------------|--------------------------|-------------------------|---------------------|----------------|-------------------------|-----------------------------|-------------------------|-------------------|---------------------|
| 1     | Seppa East        | 8397               | Tapuk Taku         | National People's Party  | 4184                    | 49.83%              | Ealing Tallang | Bharatiya Janata Party  | 4155                        | 49.48%                  | 29                | 0.35%               |
| 2     | Mechukha          | 8489               | Pasang Dorjee Sona | Bharatiya Janata Party   | 4261                    | 50.19%              | Tori Ragyor    | National People's Party | 4193                        | 49.39%                  | 68                | 0.80%               |
| 3     | Rumgong           | 10141              | Talem Taboh        | Janata Dal (United)      | 4949                    | 48.80%              | Tamiyo Taga    | Bharatiya Janata Party  | 4864                        | 47.96%                  | 85                | 0.84%               |
| 4     | Borduria Bogapani | 7526               | Wanglin Lowangdong | Indian National Congress | 2499                    | 33.20%              | Jowang Hosai   | Bharatiya Janata Party  | 2402                        | 31.92%                  | 97                | 1.29%               |

**Table: Winners with Margin of Victory less than 100 votes**

**Winners with Margin of Victory more than 55%:** The details of Winners with Margin of Victory more than 55% are given below:

| S.No. | Constituency      | Total Votes Polled | Winner               | Party                  | Votes Polled for Winner | Vote Share % Winner | Runners up       | Party                    | Votes Polled for Runners up | Vote Share % Runners up | Margin of Victory | Margin of Victory % |
|-------|-------------------|--------------------|----------------------|------------------------|-------------------------|---------------------|------------------|--------------------------|-----------------------------|-------------------------|-------------------|---------------------|
| 1     | Thrizino-Buragaon | 10533              | Kumsi Sidisow        | Bharatiya Janata Party | 8772                    | 83.28%              | Kalo Dususow     | Indian National Congress | 1637                        | 15.54%                  | 7135              | 67.74%              |
| 2     | Chowkham          | 10859              | Chowna Mein          | Bharatiya Janata Party | 8908                    | 82.03%              | Khunang Kri      | Indian National Congress | 1617                        | 14.89%                  | 7291              | 67.14%              |
| 3     | Namsai            | 19189              | Chau Zingnu Namchoom | Bharatiya Janata Party | 13392                   | 69.79%              | Shri Mualin Agan | National People's Party  | 2637                        | 13.74%                  | 10755             | 56.05%              |

**Table: Winners with Margin of Victory more than 55%**

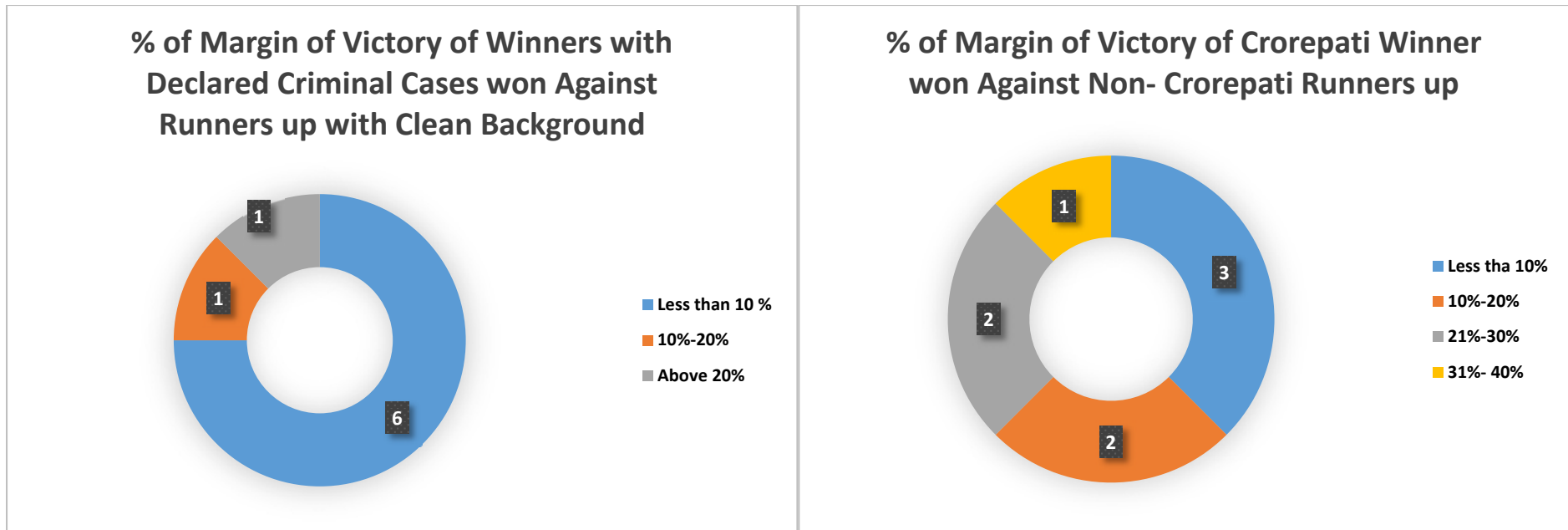


Figure: Margin of Victory of Winners with declared criminal cases and Crorepati Winners

**Winners with Declared Criminal Cases and their Margin of Victory:**

5. **8** out of 10 winners with declared criminal cases have won against a runner up with a clean background.
6. Among these 8 winners, 1 winner has won with more than 30% margin of victory.
7. Among these, Ojing Tasing (BJP) from Pangin constituency won with 35.86 % margin of victory.
8. There are 10 winners with a clean background who have won against a runner up with declared criminal cases. Out of these 10 winners, 2 have won with more than 50 % margin of victory.

**Crorepati Winners and their Margin of Victory:**

5. 8 out of 53 crorepati winners have won against a non-crorepati runners up.
6. Among these 8 winners, 3 winners have won with more than 20 % margin of victory.
7. Among these, **Gabriel Denwang Wangsu (BJP)** from **Kanubari** constituency won with 41.64% margin of victory.
8. There are 4 non-crorepati winners who have won against crorepati runners up. 2 of them have won with more than 50% of vote share.

**Performance of Re-elected Winners in Arunachal Pradesh Assembly Elections, 2019**

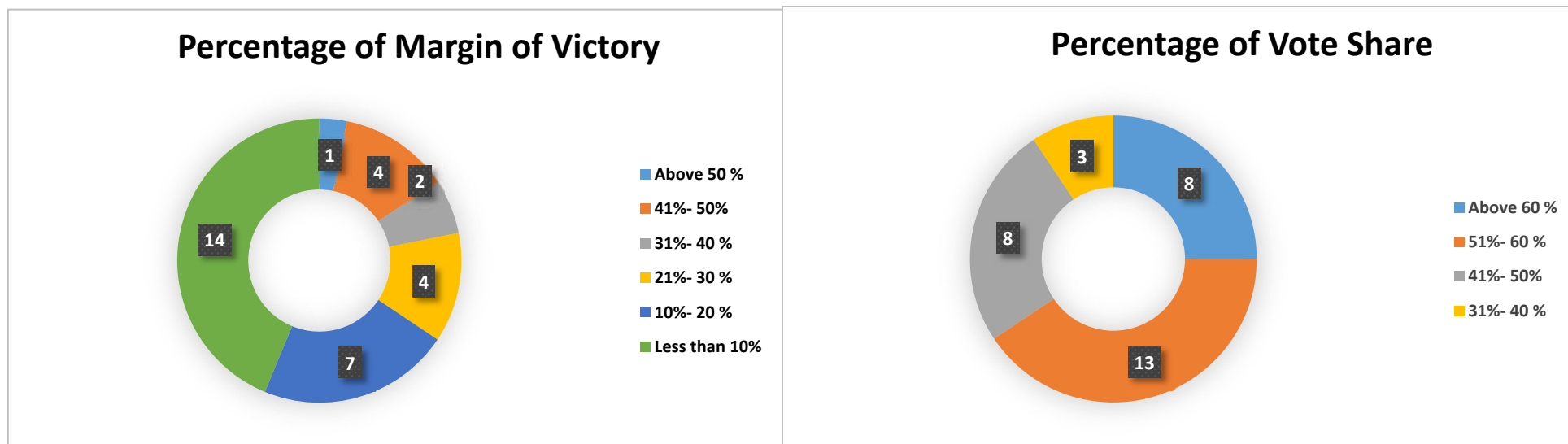


Figure: Performance of Re-Elected Winners

| Percentage Range | Margin of Victory | Vote Share |
|------------------|-------------------|------------|
| Above 60 %       | 1                 | 8          |
| 51%- 60 %        | 0                 | 13         |
| 41%- 50%         | 4                 | 8          |
| 31%- 40 %        | 2                 | 3          |
| 21%- 30 %        | 4                 | 0          |
| 10%- 20 %        | 7                 | 0          |
| Less than 10%    | 14                | 0          |

Table: Performance of Re-Elected Winners

- Out of total 32 re-elected winners **21(65.62%)** have won with more than 50% of vote share.
- **9** re-elected winners have won with less than 5% of margin of victory whereas only **5** have won with more than 40% of margin of victory.

#### Details of NOTA

- The NOTA button instated by the ECI in 2013 gave the voters an options of rejecting all the candidates in their constituency. Out of 6,20,425 votes polled in Arunachal Pradesh Assembly Election, 2019, **5,822 (0.94%)** were polled for NOTA.
- The top ten constituencies with highest votes polled for NOTA are as follows:

| S.No. | Constituency     | Total Votes Polled | Total Votes Polled for Winner | % of Votes by winner | Votes Polled for NOTA | Percentage of Vote share for NOTA |
|-------|------------------|--------------------|-------------------------------|----------------------|-----------------------|-----------------------------------|
| 1     | NAMSAI           | 19189              | 13392                         | 69.79                | 581                   | 3.03%                             |
| 2     | CHOWKHAM         | 10859              | 8908                          | 82.03                | 334                   | 3.08%                             |
| 3     | TEZU             | 16300              | 7538                          | 46.25                | 291                   | 1.79%                             |
| 4     | ITANAGAR         | 27451              | 12162                         | 44.3                 | 276                   | 1.01%                             |
| 5     | ZIRO HAPOLI      | 18199              | 9853                          | 54.14                | 267                   | 1.47%                             |
| 6     | LEKANG           | 15976              | 8980                          | 56.21                | 253                   | 1.58%                             |
| 7     | MIAO             | 15901              | 9760                          | 61.38                | 237                   | 1.49%                             |
| 8     | HAYULIANG        | 11129              | 6149                          | 55.25                | 163                   | 1.46%                             |
| 9     | BORDUMSA - DIYUM | 16228              | 6330                          | 39.01                | 161                   | 0.99%                             |
| 10    | DOIMUKH          | 16191              | 8403                          | 51.9                 | 147                   | 0.91%                             |

Table: Top 10 Constituencies with highest votes polled for NOTA

### Vote Share and Margin of Victory of Winners in Arunachal Pradesh Assembly Elections

| S.No. | Constituency      | Total Votes Polled | Winner                 | Party                  | Votes Polled for Winner | Vote Share % Winner | Runners Up       | Party                    | Votes Polled for Runners up | Vote Share % Runners up | Margin of Victory | Margin of Victory % |
|-------|-------------------|--------------------|------------------------|------------------------|-------------------------|---------------------|------------------|--------------------------|-----------------------------|-------------------------|-------------------|---------------------|
| 1     | Thrizino-Buragaon | 10533              | Kumsi Sidisow          | Bharatiya Janata Party | 8772                    | 83.28%              | Kalo Dususow     | Indian National Congress | 1637                        | 15.54%                  | 7135              | 67.74%              |
| 2     | Chowkham          | 10859              | Chowna Mein            | Bharatiya Janata Party | 8908                    | 82.03%              | Khunang Kri      | Indian National Congress | 1617                        | 14.89%                  | 7291              | 67.14%              |
| 3     | Namsai            | 19189              | Chau Zingnu Namchoom   | Bharatiya Janata Party | 13392                   | 69.79%              | Shri Mualin Agan | National People's Party  | 2637                        | 13.74%                  | 10755             | 56.05%              |
| 4     | Tawang            | 7623               | Tsering Tashi          | Bharatiya Janata Party | 5547                    | 72.77%              | Thupten Tempa    | Indian National Congress | 1955                        | 25.65%                  | 3592              | 47.12%              |
| 5     | Khonsa East       | 7466               | Wanglam Sawin          | Bharatiya Janata Party | 5051                    | 67.65%              | Danhang Phuksa   | National People's Party  | 1670                        | 22.37%                  | 3381              | 45.29%              |
| 6     | Mukto             | 6084               | Pema Khandu            | Bharatiya Janata Party | 4304                    | 70.74%              | Thupten Kunphen  | Indian National Congress | 1685                        | 27.70%                  | 2619              | 43.05%              |
| 7     | Kanubari          | 10174              | Gabriel Denwang Wangsu | Bharatiya Janata Party | 6707                    | 65.92%              | Nokchai Boham    | Indian National Congress | 2471                        | 24.29%                  | 4236              | 41.64%              |
| 8     | Changlang North   | 7925               | Tesam Pongte           | Bharatiya Janata Party | 5417                    | 68.35%              | Thinghaap Taiju  | Indian National Congress | 2402                        | 30.31%                  | 3015              | 38.04%              |
| 9     | Pangin            | 11299              | Ojing Tasing           | Bharatiya Janata Party | 7647                    | 67.68%              | Tapang Taloh     | Indian National Congress | 3595                        | 31.82%                  | 4052              | 35.86%              |
| 10    | Lekang            | 15976              | Jummum Ete Deori       | Bharatiya Janata Party | 8980                    | 56.21%              | Takam Sanjoy     | Indian National Congress | 3487                        | 21.83%                  | 5493              | 34.38%              |
| 11    | Pakke Kessang     | 6880               | Biyuram Wahge          | Bharatiya Janata Party | 4506                    | 65.49%              | Atum Welly       | Indian National Congress | 2284                        | 33.20%                  | 2222              | 32.30%              |

| S.No. | Constituency     | Total Votes Polled | Winner                    | Party                  | Votes Polled for Winner | Vote Share % Winner | Runners Up                  | Party                    | Votes Polled for Runners up | Vote Share % Runners up | Margin of Victory | Margin of Victory % |
|-------|------------------|--------------------|---------------------------|------------------------|-------------------------|---------------------|-----------------------------|--------------------------|-----------------------------|-------------------------|-------------------|---------------------|
| 12    | Anini            | 3744               | Mopi Mihu                 | Bharatiya Janata Party | 2416                    | 64.53%              | Singe Milli                 | Indian National Congress | 1282                        | 34.24%                  | 1134              | 30.29%              |
| 13    | Pongchao Wakka   | 12488              | Honchun Ngandam           | Bharatiya Janata Party | 6837                    | 54.75%              | Thangkai Khusumchai         | Indian National Congress | 3099                        | 24.82%                  | 3738              | 29.93%              |
| 14    | Miao             | 15901              | Kamlung Mosang            | Bharatiya Janata Party | 9760                    | 61.38%              | Chatu Longri                | Indian National Congress | 5904                        | 37.13%                  | 3856              | 24.25%              |
| 15    | Namsang          | 7102               | Wangki Lowang             | Bharatiya Janata Party | 3202                    | 45.09%              | Ngonglin Boi                | Janata Dal (United)      | 1520                        | 21.40%                  | 1682              | 23.68%              |
| 16    | Seppa West       | 6669               | Mama Natung               | Bharatiya Janata Party | 4059                    | 60.86%              | Tani Loffa                  | Janata Dal (United)      | 2505                        | 37.56%                  | 1554              | 23.30%              |
| 17    | Kalaktang        | 8393               | Shri Dorjee Wangdi Kharma | Janata Dal (United)    | 5026                    | 59.88%              | Shri Tenzing Norbu Thongdok | Bharatiya Janata Party   | 3254                        | 38.77%                  | 1772              | 21.11%              |
| 18    | Namong           | 7908               | Laisam Simai              | Bharatiya Janata Party | 3761                    | 47.56%              | Tainan James Jugli          | National People's Party  | 2251                        | 28.46%                  | 1510              | 19.09%              |
| 19    | Lumla            | 7991               | Jambey Tashi              | Bharatiya Janata Party | 4567                    | 57.15%              | Jampa Thirnlly Kunkhap      | National People's Party  | 3279                        | 41.03%                  | 1288              | 16.12%              |
| 20    | Tuting Yingkiong | 10368              | Alo Libang                | Bharatiya Janata Party | 5800                    | 55.94%              | Gegong Apang                | Janata Dal (Secular)     | 4191                        | 40.42%                  | 1609              | 15.52%              |
| 21    | Doimukh          | 16191              | Tana Hali Tara            | Bharatiya Janata Party | 8403                    | 51.90%              | Nabam Vivek                 | National People's Party  | 6018                        | 37.17%                  | 2385              | 14.73%              |
| 22    | Bordumsa - Diyum | 16228              | Somlung Mossang           | Independent            | 6330                    | 39.01%              | Jawra Maio                  | Bharatiya Janata Party   | 3951                        | 24.35%                  | 2379              | 14.66%              |
| 23    | Taliha           | 8983               | Nyato Rigia               | Bharatiya Janata Party | 5024                    | 55.93%              | Rudham Sindhu               | National People's Party  | 3821                        | 42.54%                  | 1203              | 13.39%              |
| 24    | Mariyang-Geku    | 10111              | Kanggong Taku             | Janata Dal (United)    | 5366                    | 53.07%              | Anong Perme                 | Bharatiya Janata Party   | 4106                        | 40.61%                  | 1260              | 12.46%              |

| S.No. | Constituency    | Total Votes Polled | Winner         | Party                    | Votes Polled for Winner | Vote Share % Winner | Runners Up           | Party                    | Votes Polled for Runners up | Vote Share % Runners up | Margin of Victory | Margin of Victory % |
|-------|-----------------|--------------------|----------------|--------------------------|-------------------------|---------------------|----------------------|--------------------------|-----------------------------|-------------------------|-------------------|---------------------|
| 25    | Sagalee         | 10892              | Nabam Tuki     | Indian National Congress | 4886                    | 44.86%              | Tarh Hari            | National People's Party  | 3565                        | 32.73%                  | 1321              | 12.13%              |
| 26    | Hayuliang       | 11129              | Dasanglu Pul   | Bharatiya Janata Party   | 6149                    | 55.25%              | Lupalum Kri          | Indian National Congress | 4817                        | 43.28%                  | 1332              | 11.97%              |
| 27    | Changlang South | 5172               | Phosum Khimhun | Bharatiya Janata Party   | 2848                    | 55.07%              | Latlang Tangha       | Indian National Congress | 2265                        | 43.79%                  | 583               | 11.27%              |
| 28    | Khonsa West     | 9693               | Tirong Aboh    | National People's Party  | 5366                    | 55.36%              | Phawang Lowang       | Bharatiya Janata Party   | 4311                        | 44.48%                  | 1055              | 10.88%              |
| 29    | Dumporijo       | 9840               | Rode Bui       | Bharatiya Janata Party   | 4635                    | 47.10%              | Paknga Bage          | National People's Party  | 3657                        | 37.16%                  | 978               | 9.94%               |
| 30    | Ziro Hapoli     | 18199              | Tage Taki      | Bharatiya Janata Party   | 9853                    | 54.14%              | Nani Ribia           | Indian National Congress | 8079                        | 44.39%                  | 1774              | 9.75%               |
| 31    | Along West      | 11654              | Tumke Bagra    | Bharatiya Janata Party   | 6000                    | 51.48%              | Topin Ete            | Janata Dal (United)      | 5034                        | 43.20%                  | 966               | 8.29%               |
| 32    | Dambuk          | 10710              | Gum Tayeng     | Bharatiya Janata Party   | 5584                    | 52.14%              | Tony Pertin          | National People's Party  | 4711                        | 43.99%                  | 873               | 8.15%               |
| 33    | Nacho           | 9466               | Nakap Nalo     | Bharatiya Janata Party   | 5053                    | 53.38%              | Tanga Byaling        | Indian National Congress | 4355                        | 46.01%                  | 698               | 7.37%               |
| 34    | Pasighat East   | 16894              | Kaling Moyong  | Bharatiya Janata Party   | 8851                    | 52.39%              | Bosiram Siram        | Indian National Congress | 7609                        | 45.04%                  | 1242              | 7.35%               |
| 35    | Liromoba        | 10759              | Nyamar Karbak  | Bharatiya Janata Party   | 5616                    | 52.20%              | Jarpum Gamlin        | National People's Party  | 4870                        | 45.26%                  | 746               | 6.93%               |
| 36    | Longding Pumao  | 10534              | Tanpho Wangnaw | Bharatiya Janata Party   | 4463                    | 42.37%              | Thangwang Wangham    | National People's Party  | 3768                        | 35.77%                  | 695               | 6.60%               |
| 37    | Chayang Tajo    | 10361              | Hayeng Mangfi  | Janata Dal (United)      | 5435                    | 52.46%              | Laching Kacha Yangfo | Bharatiya Janata Party   | 4801                        | 46.34%                  | 634               | 6.12%               |
| 38    | Palin           | 12733              | Balo Raja      | Bharatiya Janata Party   | 5727                    | 44.98%              | Takam Pario          | Indian National Congress | 4997                        | 39.24%                  | 730               | 5.73%               |



| S.No. | Constituency      | Total Votes Polled | Winner              | Party                       | Votes Polled for Winner | Vote Share % Winner | Runners Up       | Party                       | Votes Polled for Runners up | Vote Share % Runners up | Margin of Victory | Margin of Victory % |
|-------|-------------------|--------------------|---------------------|-----------------------------|-------------------------|---------------------|------------------|-----------------------------|-----------------------------|-------------------------|-------------------|---------------------|
| 39    | Pasighat West     | 12112              | Ninong Ering        | Indian National Congress    | 5210                    | 43.02%              | Er. TATUNG JAMOH | Bharatiya Janata Party      | 4639                        | 38.30%                  | 571               | 4.71%               |
| 40    | Koloriang         | 11078              | Lokam Tassar        | Bharatiya Janata Party      | 5748                    | 51.89%              | Pani Taram       | National People's Party     | 5292                        | 47.77%                  | 456               | 4.12%               |
| 41    | Roing             | 9795               | Mutchu Mithi        | National People's Party     | 4950                    | 50.54%              | Laeta Umbrey     | Bharatiya Janata Party      | 4550                        | 46.45%                  | 400               | 4.08%               |
| 42    | Bameng            | 9774               | Goruk Pordung       | Bharatiya Janata Party      | 5043                    | 51.60%              | Kumar Waii       | National People's Party     | 4650                        | 47.58%                  | 393               | 4.02%               |
| 43    | Mebo              | 10223              | Lombo Tayeng        | Indian National Congress    | 5238                    | 51.24%              | Dr. DANGI PERME  | Bharatiya Janata Party      | 4866                        | 47.60%                  | 372               | 3.64%               |
| 44    | Nari-Koyu         | 6678               | Kento Rina          | Bharatiya Janata Party      | 2489                    | 37.27%              | Tojir Kadu       | Indian National Congress    | 2273                        | 34.04%                  | 216               | 3.23%               |
| 45    | Bomdila           | 8059               | Shri Dongru Siongju | Janata Dal (United)         | 2994                    | 37.15%              | Shri Japu Deru   | Bharatiya Janata Party      | 2761                        | 34.26%                  | 233               | 2.89%               |
| 46    | Likabali          | 9690               | Kardo Nyigyor       | People's Party of Arunachal | 3714                    | 38.33%              | Tapak Lendo      | Bharatiya Janata Party      | 3536                        | 36.49%                  | 178               | 1.84%               |
| 47    | Basar             | 13350              | Gokar Basar         | National People's Party     | 6626                    | 49.63%              | Gojen Gadi       | Bharatiya Janata Party      | 6386                        | 47.84%                  | 240               | 1.80%               |
| 48    | Nyapin            | 10892              | Bamang Felix        | Bharatiya Janata Party      | 5517                    | 50.65%              | Tai Nikio        | Indian National Congress    | 5363                        | 49.24%                  | 154               | 1.41%               |
| 49    | Borduria Bogapani | 7526               | Wanglin Lowangdong  | Indian National Congress    | 2499                    | 33.20%              | Jowang Hosai     | Bharatiya Janata Party      | 2402                        | 31.92%                  | 97                | 1.29%               |
| 50    | Raga              | 13012              | Tarin Dakpe         | National People's Party     | 3385                    | 26.01%              | Nido Pavitra     | People's Party of Arunachal | 3219                        | 24.74%                  | 166               | 1.28%               |
| 51    | Itanagar          | 27451              | Techi Kaso          | Janata Dal (United)         | 12162                   | 44.30%              | Kipa Babu        | Bharatiya Janata Party      | 11860                       | 43.20%                  | 302               | 1.10%               |
| 52    | Daporijo          | 12373              | Taniya Soki         | Bharatiya Janata Party      | 6019                    | 48.65%              | Dikto Yekar      | Janata Dal (United)         | 5897                        | 47.66%                  | 122               | 0.99%               |

| S.No. | Constituency | Total Votes Polled | Winner             | Party                   | Votes Polled for Winner | Vote Share % Winner | Runners Up         | Party                   | Votes Polled for Runners up | Vote Share % Runners up | Margin of Victory | Margin of Victory % |
|-------|--------------|--------------------|--------------------|-------------------------|-------------------------|---------------------|--------------------|-------------------------|-----------------------------|-------------------------|-------------------|---------------------|
| 53    | Tali         | 10964              | Jikke Tako         | Janata Dal (United)     | 5518                    | 50.33%              | Thaji Gichak Kiogi | Bharatiya Janata Party  | 5413                        | 49.37%                  | 105               | 0.96%               |
| 54    | Tezu         | 16300              | Karikho Kri        | Independent             | 7538                    | 46.25%              | Dr. Mohesh Chai    | Bharatiya Janata Party  | 7383                        | 45.29%                  | 155               | 0.95%               |
| 55    | Rumgong      | 10141              | Talem Taboh        | Janata Dal (United)     | 4949                    | 48.80%              | Tamiyo Taga        | Bharatiya Janata Party  | 4864                        | 47.96%                  | 85                | 0.84%               |
| 56    | Mechukha     | 8489               | Pasang Dorjee Sona | Bharatiya Janata Party  | 4261                    | 50.19%              | Tori Ragyor        | National People's Party | 4193                        | 49.39%                  | 68                | 0.80%               |
| 57    | Seppa East   | 8397               | Tapuk Taku         | National People's Party | 4184                    | 49.83%              | Ealing Tallang     | Bharatiya Janata Party  | 4155                        | 49.48%                  | 29                | 0.35%               |

**Table: Vote Share and Margin of Victory of Winners in Arunachal Pradesh Assembly Elections**

## Contact Details

### Association for Democratic Reforms

|  |  |   |  |
|--|--|---|--|
| <p><b>Media and Journalist Helpline</b></p> <p>+91 80103 94248<br/>Email: <a href="mailto:adr@adrindia.org">adr@adrindia.org</a></p> | <p><b>Maj. Gen. Anil Verma (Retd.)</b><br/>Head<br/>National Election Watch,<br/>Association for Democratic Reforms<br/>011 4165 4200<br/>+91 88264 79910<br/><a href="mailto:anilverma@adrindia.org">anilverma@adrindia.org</a></p> | <p><b>Prof Jagdeep Chhokar</b><br/>IIM Ahmedabad (Retd.)<br/>Founder Member,<br/>National Election Watch, Association for<br/>Democratic<br/>Reforms<br/>+91 99996 20944<br/><a href="mailto:ichhokar@gmail.com">ichhokar@gmail.com</a></p> | <p><b>Prof Trilochan Sastry</b><br/>IIM Bangalore<br/>Founder Member,<br/>National Election Watch,<br/>Association for Democratic Reforms<br/>+91 94483 53285<br/><a href="mailto:trilochan@iimb.ac.in">trilochan@iimb.ac.in</a></p> |
|--|--|---|--|

### DISCLAIMER

All information in this report has been taken from the website of Election Commission of India ([www.eci.gov.in](http://www.eci.gov.in)) at the time of making this report. **ADR does not add or subtract any information, unless the EC changes the data. In particular, no unverified information from any other source is used.** While all efforts have been made to ensure that the information is in keeping with what is available in the ECI website, in case of discrepancy between information in this report and that given in the ECI website, the information available ECI website should be treated as correct. Association for Democratic Reforms, Arunachal Pradesh Election Watch and their volunteers are not responsible or liable for any damage arising directly or indirectly from the publication of this report