

Date: March 20, 2020

# **Analysis of Funds Collected and Expenditure Incurred by Political Parties during Lok Sabha Elections, 2019**

A Report by

Association for Democratic Reforms (ADR)

Association for Democratic Reforms  
T-95, 2<sup>nd</sup> floor, C.L. House, Gautam Nagar  
New Delhi – 110 049  
Email: [adr@adrindia.org](mailto:adr@adrindia.org); Phone: 011-4165 4200

## Contents

Executive Summary.....	3
Observations of ADR.....	8
Recommendations of ADR.....	8
Detailed Report.....	9
Total Funds Collected – mode-wise and party-wise .....	9
Total Expenditure Incurred – mode-wise and party-wise .....	11
Party-wise Expenditure Incurred under various heads .....	13
Party-wise Expenditure Incurred under Publicity .....	14
Party-wise Expenditure Incurred under Travel.....	15
Disclaimer.....	17
Contact Details.....	17
Annexure – 1 .....	18

## Executive Summary

- Political parties are required to submit a statement of election expenditure to the Election Commission within **90 days** of completion of General Elections and **75 days** of completion of State Assembly elections.
- The expenditure statement contains details of the **total amount received as funds in the form of cash, cheques and demand drafts and the total amount spent under various heads.**
- The expenditure statement **contains information on the amount spent on the following heads at the Central Headquarters and State Unit level** by the party:
  - Publicity
  - Travel expenses
  - Other expenses
  - Expenditure towards candidates
- Political parties submit these statements providing information of **funds collected and spent between announcement and completion of elections.** This period could be between 3 weeks to 3 months based on the notification issued by the Election Commission.
- The focus of this report is the expenditure of National and Regional parties during Lok Sabha 2019 elections (and the Assembly elections to four states – Andhra Pradesh, Arunachal Pradesh, Odisha & Sikkim) and analyses the funds received and expenditure incurred by Parties, during the **election period of 75 days** (10-03-2019 to 23-05-2019).
- **7** National Parties and **25** Regional Parties have been considered for analysis in this report.
- Election expenditure statements of **18** Regional parties including DMDK, JD(S), RJD, JKNPP, RLD etc. are unavailable on the website of ECI. The expenditure statements of **IUML** and **SHS** are not available for the Andhra Pradesh Assembly elections 2019.

Election Expenditure Statement - Lok Sabha 2019 and State Legislative Assemblies of Arunachal Pradesh, Andhra Pradesh, Odisha and Sikkim Last date of submission (Lok Sabha elections): 25 August 2019; Last date of submission (Assembly elections): 10 August 2019						
Political Party (National & Regional Parties)	Date of submission for Lok Sabha elections (within 90 Days)	State Assembly Elections 2019				No. of days by which submission delayed
		Arunachal Pradesh	Andhra Pradesh	Odisha	Sikkim	
AIFB	24.07.2019	-	Submitted	Submitted	-	0
JKPDP	30-07-2019	-	-	-	-	0
AIADMK	05.08.2019	-	-	-	-	0
YSRCP	07.08.2019	-	Submitted	-	-	0
AIUDF	08.08.2019	-	-	-	-	0
SAD	08.08.2019	-	-	-	-	0
<b>BSP</b>	09.08.2019	-	Submitted	Submitted	-	0
BJD	10.08.2019	-	-	Submitted	-	0
<b>AITC</b>	13-08-2019	-	-	Submitted	-	0
IUML	14.08.2019	-	Not Available on ECI website	-	-	0
NPF	16.08.2019	-	-	-	-	0
DMK	17.08.2019	-	-	-	-	0
AIMIM	19.08.2019	-	-	-	-	0
MNF	20.08.2019	-	-	-	-	0
JDU	21.08.2019	Submitted	-	-	-	0

<b>Election Expenditure Statement - Lok Sabha 2019 and State Legislative Assemblies of Arunachal Pradesh, Andhra Pradesh, Odisha and Sikkim</b> <b>Last date of submission (Lok Sabha elections): 25 August 2019; Last date of submission (Assembly elections): 10 August 2019</b>						
Political Party (National & Regional Parties)	Date of submission for Lok Sabha elections (within 90 Days)	State Assembly Elections 2019				No. of days by which submission delayed
		Arunachal Pradesh	Andhra Pradesh	Odisha	Sikkim	
SHS	22.08.2019	-	Not Available on ECI website	-	-	0
TDP	24-08-2019	-	Submitted	-	-	0
<b>NCP</b>	26.08.2019	-	-	Submitted	-	1 Day
SDF	30.08.2019	-	-	-	Submitted	5 Days
SP	31.08.2019	-	Submitted	Submitted	-	6 Days
<b>CPM</b>	16.09.2019	-	Submitted	Submitted	-	21 Days
PMK	16.09.2019	-	-	-	-	21 Days
LJP	27.09.2019	-	-	-	-	32 Days
AAP	30.09.2019	-	-	Submitted	-	35 Days
<b>CPI</b>	15.10.2019	-	Submitted	Submitted	-	50 Days
INLD	18.10.2019	-	-	-	-	52 Days
TRS	25.10.2019	-	-	-	-	60 Days
<b>INC</b>	31.10.2019	Submitted	Submitted	Submitted	Submitted	66 days
AGP	04.11.2019	-	-	-	-	70 Days
<b>BJP</b>	19.11.2019	Submitted	Submitted	Submitted	Submitted	85 days
IPFT	26.12.2019	-	-	-	-	122 Days
RLSP	05.02.2020	-	-	-	-	163 Days
AINRC	Not Available on ECI website	-	-	-	-	-
AJSUP	Not Available on ECI website	-	-	-	-	-
BPF	Not Available on ECI website	-	-	-	-	-
DMDK	Not Available on ECI website	-	-	-	-	-
JD(S)	Not Available on ECI website	Not Available on ECI website	Not Available on ECI website	-	-	-
JKNC	Not Available on ECI website	-	-	-	-	-
JKNPP	Not Available on ECI website	-	-	-	-	-
JMM	Not Available on ECI website	-	-	Not Available on ECI website	-	-
JVM	Not Available on ECI website	-	-	-	-	-
KEC(M)	Not Available on ECI website	-	-	-	-	-
NDPP	Not Available on ECI website	-	-	-	-	-
NPP	Not Available on ECI website	Not Available on ECI website	-	-	-	-
PPA	Not Available on ECI website	Not Available on ECI website	-	-	-	-
RJD	Not Available on ECI website	-	Not Available on ECI website	-	-	-
RLD	Not Available on ECI website	-	-	-	-	-
RSP	Not Available on ECI website	-	-	-	-	-

Election Expenditure Statement - Lok Sabha 2019 and State Legislative Assemblies of Arunachal Pradesh, Andhra Pradesh, Odisha and Sikkim Last date of submission (Lok Sabha elections): 25 August 2019; Last date of submission (Assembly elections): 10 August 2019						
Political Party (National & Regional Parties)	Date of submission for Lok Sabha elections (within 90 Days)	State Assembly Elections 2019				No. of days by which submission delayed
		Arunachal Pradesh	Andhra Pradesh	Odisha	Sikkim	
SKM	Not Available on ECI website	-	-	-	Not Available on ECI website	-
UDP	Not Available on ECI website	-	-	-	-	-
MGP	31.07.2019	Did not contest				
MPC	09.08.2019					
MNS	29.08.2019					
HSPDP	Did not contest					
GFP						
PDA						
PDF						
ZNP						

Table: Submission details of election expenditure statements by parties, which contested Lok Sabha and 4 State Assembly elections, 2019

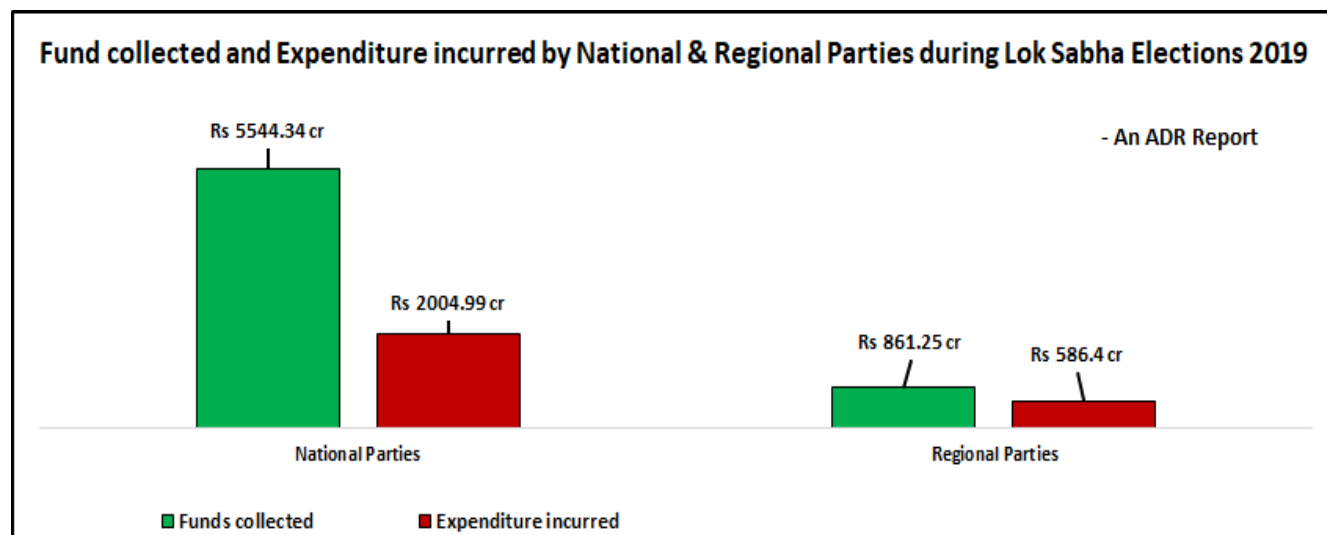
## Details provided in the Election Expenditure Statement

- **25<sup>th</sup> August, 2019** was the last date of filing of election expenditure statements for National and Regional parties for the Lok Sabha elections, which was 90 days from 27<sup>th</sup> May'19, the date of completion of the elections.
- Based on the information available on the website of Election Commission of India, the expenditure statements of **15** National and Regional political parties were available in the public domain after a delay ranging between **one day to 163 days**.
- Among National Parties, **BJP's** expenditure statement was available after maximum delay of 85 days followed by **INC** (66 days), **CPI** (50 days), **CPM** (21 days) and **NCP** (1 day).
- It is to be noted that only **BJP** and **CPM** submitted their expenditure statements with details of only Lok Sabha elections 2019 while the election expenditure statements of **INC, BSP, AITC, NCP** and **CPI** included details of elections to Arunachal Pradesh, Andhra Pradesh, Sikkim and Odisha assemblies. In case of Regional parties, barring **YSRCP, TDP, SHS, BJD, SP, IUML & SDF**, all other parties submitted their expenditure details separately for the Parliamentary elections and the four State Assembly elections. As the details were not segregated by these parties, the information is taken as is submitted by the parties.

## Funds collected and Expenditure incurred by political parties

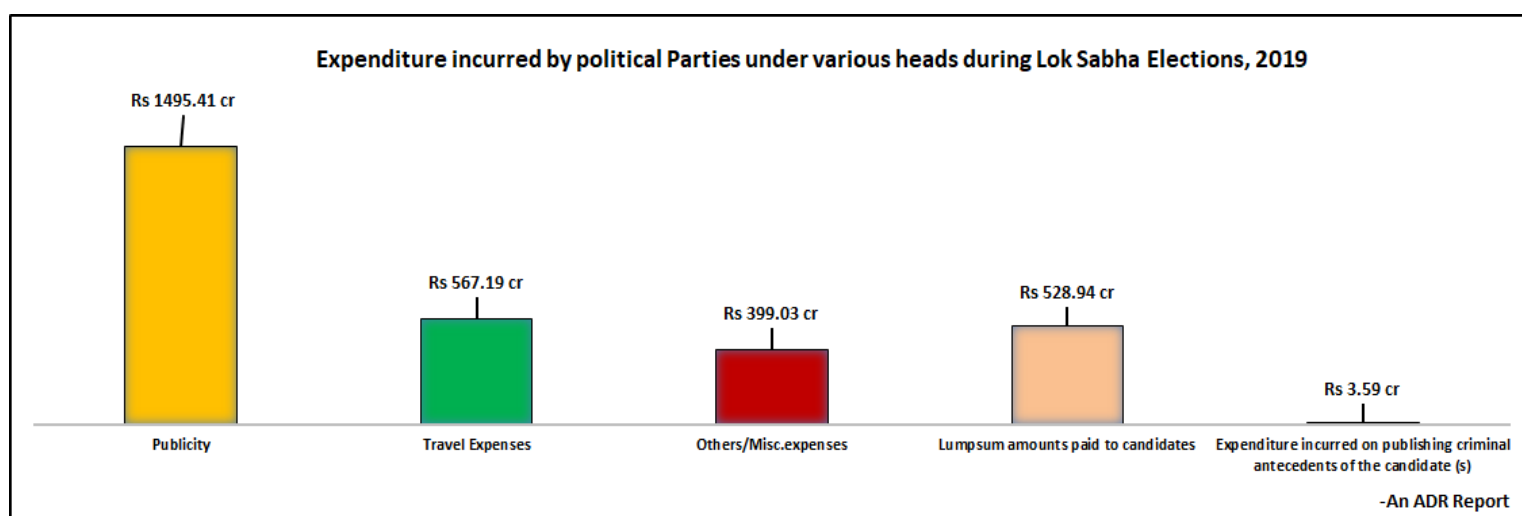
- Total funds collected by **7** National and **25** Regional political parties (henceforth political parties) during General Elections 2019 amounted to a total of **Rs 6405.59 cr**.
- Of the total funds collected, **National parties** collected **Rs 5544.34 cr (86.55%)** while **Regional parties** received **Rs 861.25 cr (13.45%)**.

- The **32 National and Regional parties** together **spent Rs 2591.39 cr** during the General Elections 2019, of which an expenditure **of Rs 2004.99 cr (77.37%)** was incurred by the 7 National Parties.
- **AIFB** and **INLD** are the only two parties among those analysed that declared **no funds collected** while **AIFB** and **AIMIM** are the only two parties that incurred **no expenditure** despite contesting elections.



### Expenditure incurred by political parties under various heads

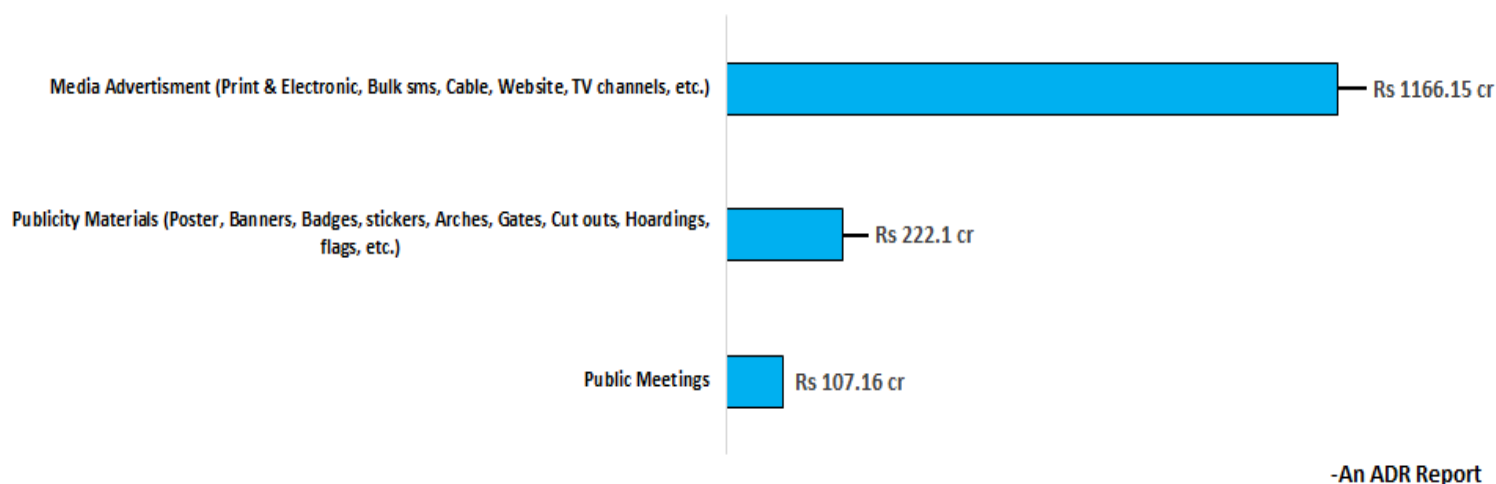
- Political parties declare their expenditure under the heads of **Publicity, Travel Expenses, Other/Miscellaneous expenses** and **Lumpsum amounts paid to their contesting candidates**.
- 32 Political parties whose expenditure details were analysed for the 2019 General Elections, spent the highest, **Rs 1495.41 cr** on **Publicity**, followed by **Rs 567.19 cr** on **Travel expenses**, **Rs 528.94 cr** on **Lumpsum amounts paid to candidates** and **Rs 399.03 cr** on **Other/Miscellaneous expenses**. (Refer to Annexure – I)
- Expenditure on Publicity is **49.94%** of the overall expenditure declared under various heads while expenses incurred towards candidates constituted **17.67%** of the total expenditure.
- Political parties also spent **Rs 3.59 cr (0.12%)** on publishing criminal antecedents of their contesting candidates.
- **AIFB** is the only party that declared no expenses incurred under the various heads.



### Expenditure on Publicity by political parties

- Political Parties are required to segregate their publicity expenses under three heads: **Media Advertisement, Publicity Materials** and **Public Meetings**.
- During the General Elections 2019, the 32 political parties analysed spent the maximum on Media Advertisement (**Rs 1166.15 cr** or **77.98%**) followed by expenditure on Publicity Materials (**Rs 222.1 cr** or **14.85%**) and Public Meetings (**Rs 107.16 cr** or **7.17%**).
- Of the total expenditure of the 32 political parties on publicity, **Rs 1223.71 cr** or **81.83%** was spent by the **National parties** and **Rs 271.70 cr** or **18.17%** was spent by the **Regional parties**.

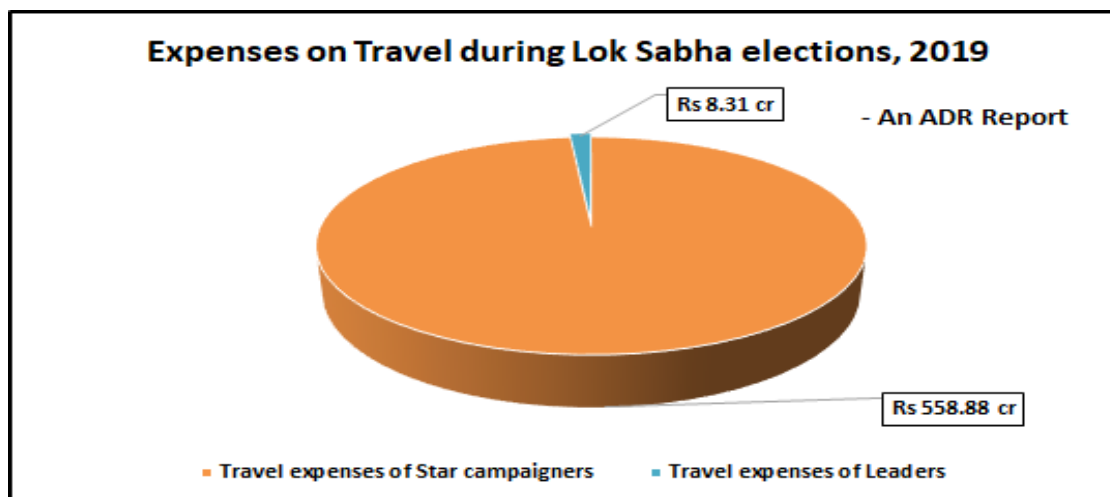
#### Expenditure of National & Regional Parties on Publicity during Lok Sabha elections, 2019



### Expenditure on Travel by political parties

- The 'Travel' head is segregated into **travel expenses incurred specifically on star campaigners** and that of the **party leaders**.
- Political parties spent a total of **Rs 567.19 cr** on 'Travel'. Of this, National parties spent **Rs 487.33 cr (85.92 %)** and Regional Parties incurred **Rs 79.86 cr (14.08%)**.
- National and Regional political parties collectively spent **98.53%** of their total travel expenses or **Rs 558.88 cr** on their **star campaigners** and the remaining **1.47%** or **Rs 8.31 cr** on the travel of their **party leaders**.

#### Expenses on Travel during Lok Sabha elections, 2019



### Observations of ADR

- The election expenditure statements of **18** Regional parties including DMDK, JD(S), RJD, JKNPP, RLD etc. for the 2019 Lok Sabha elections are unavailable on the website of ECI till date. The expenditure statements of **IUML** and **SHS** are not available for the Andhra Pradesh Assembly elections 2019.
- 3 Regional Parties namely **MGP**, **MPC** and **MNS** submitted their election expenditure statements for the general elections despite not having contested the elections – as declared by them. The expenditure details of these parties have not been considered in this report.
- A total of **621 Unrecognised political parties** contested in the general elections last year, whose expenditure statements have not been analysed as part of this report.
- It must be noted that several political parties submitted a **combined account of their expenses for the 2019 Parliamentary elections and the four State Assembly elections** that took place alongside. This is not as per the accepted practice of submission of expenditure statements for the two types of elections in accordance with their respective deadlines of 75 days (Assembly elections) and 90 days (Lok Sabha elections). Additionally, the availability of data in such format makes it impossible to do a comparative analysis of the election expenditure over the years, which is vital from the point of view of uniformity, transparency and independent research.
- The EC issued instructions that candidates and political parties shall include all expenditure on campaigning inclusive of expenditure on advertisements on social media, both for maintaining a correct account of expenditure and for submitting the statement of expenditure. However, several **parties fail to account social media expenses independent of expenses under other heads** part of electronic media.

### Recommendations of ADR

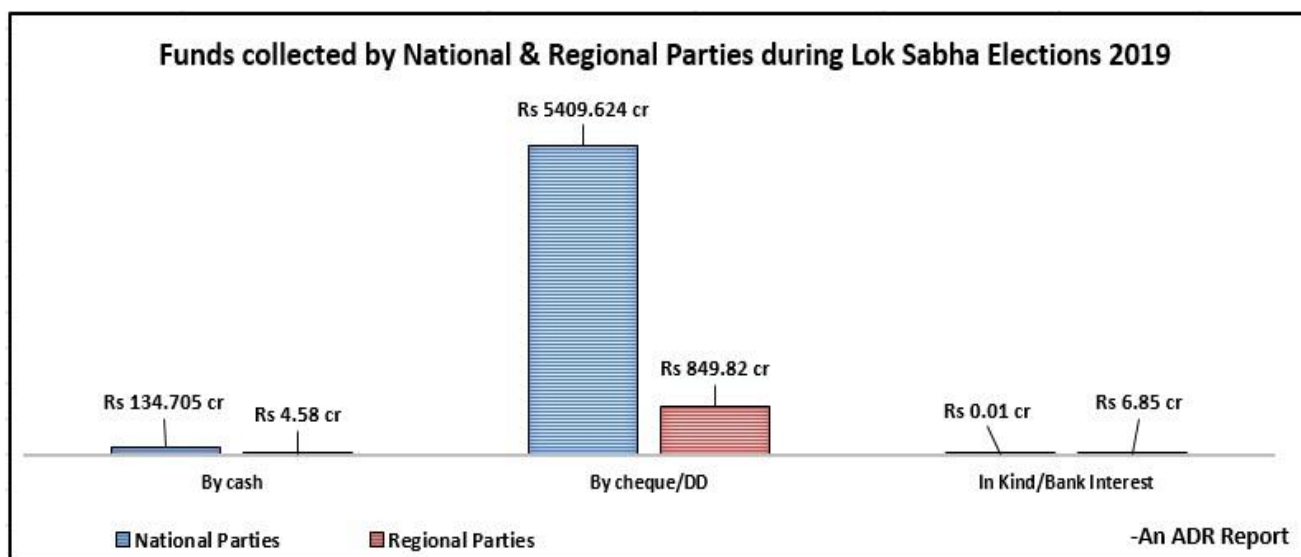
- Recently, nine working groups (comprising of Chief Electoral Officers of states and other ECI officials) presented their draft recommendations to the ECI, among which it was suggested that there needs to be a **cap on the expenditure to be incurred for an election by political parties**. In 2015, ECI also recommended to Ministry of Law, a proposal to cap maximum expenditure of political parties to a multiple of half of maximum prescribed limit for individual candidates with the number of candidates fielded. ADR recommends that steps must be taken in this regard and the modalities must be worked out in a time bound manner.
- It must be made **mandatory for all political parties to submit their statements of expenditure in the format given by the ECI**, within the prescribed time limit. Political parties not submitting on time or in the prescribed format should be heavily penalized.
- The **details of all donors** who contribute to National and Regional parties exclusively for their election campaigns must be declared in the public domain irrespective of the amount donated.
- A **format similar to the donations report along with the date of donations**, submitted to the ECI on an annual basis, has to be prescribed for the expenditure statement so as to **bring in more transparency in the finances of the political parties especially during elections** when it is said that black money plays a major role.
- Where possible, **expenditure must be limited to transactions via cheque/DD/RTGS** so as to reduce use of black money in elections, as per the transparency guidelines issued by the ECI.
- Similar to the shadow observers of the ECI for monitoring expenditure of candidates, there must also be **observers for monitoring the expenditure of political parties**.



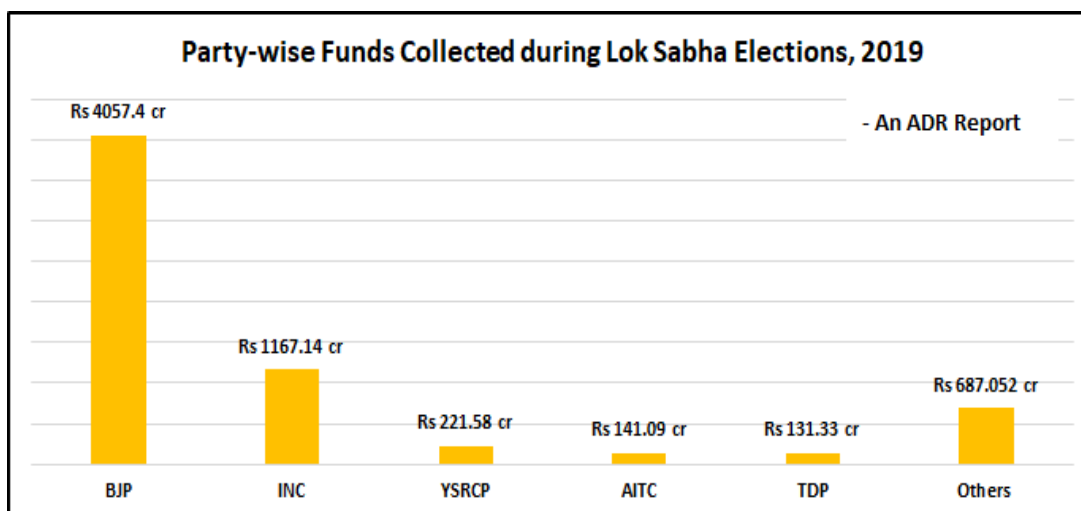
## Detailed Report

### Total Funds Collected – mode-wise and party-wise

- During the Lok Sabha 2019 elections, political parties collected total funds of **Rs 6405.59 cr**. These were collected by cash, cheque/DD and in kind/bank interest.
- Of the total funds collected, **National parties** collected **Rs 5544.34 cr (86.55%)** while **Regional parties** received **Rs 861.25 cr (13.45%)**.
- Political parties collected **97.72%** or **Rs 6259.44 cr** of the funds by cheque/DD followed by funds of **Rs 139.285 cr** or **2.17%** by cash and **Rs 6.86 cr** or **0.11%** in kind or bank interest.
- National Parties collected **Rs 5409.624 cr** while Regional parties collected **Rs 849.82 cr** by cheque/DD.
- The National parties collected **Rs 134.705 cr** and the Regional parties collected **Rs 4.58 cr** by cash.



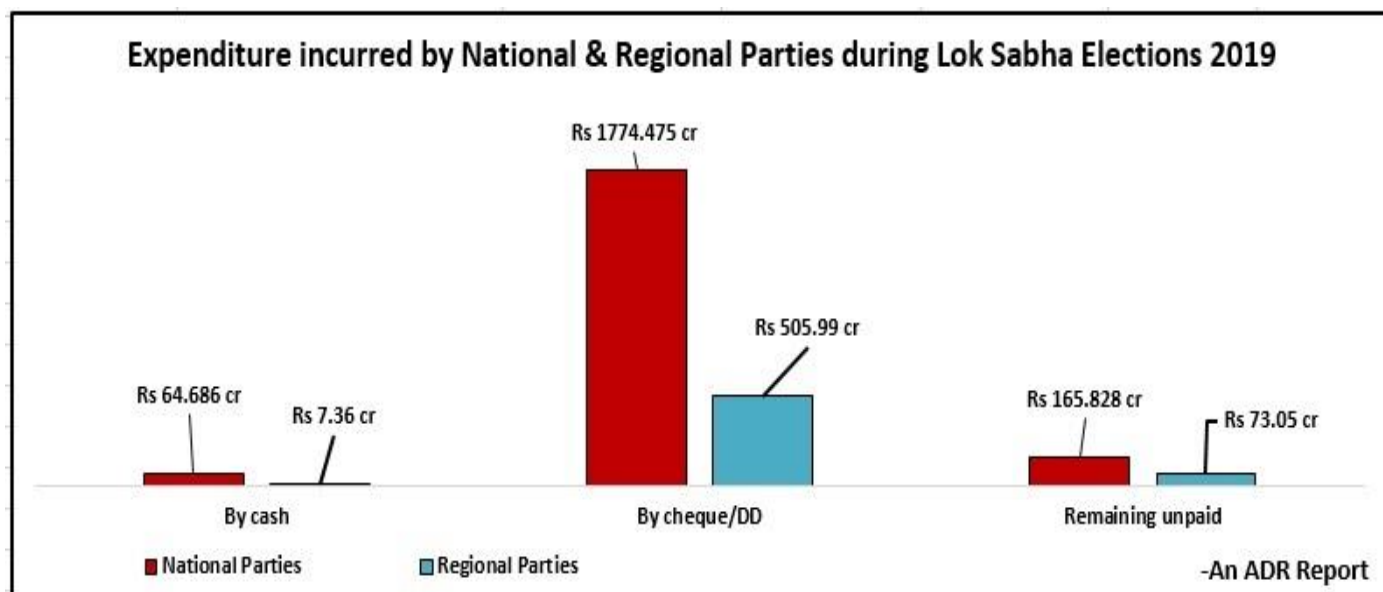
- Among all the 32 political parties analysed, **BJP** collected the maximum funds of **Rs 4057.40 cr** or **63.34%** of the total funds collected by political parties during the 2019 General Elections.
- The second highest funds were collected by **INC** of **Rs 1167.14 cr (18.22%)** followed by **YSRCP** which collected **Rs 221.58 cr (3.46%)**, **AITC** which collected **Rs 141.09 cr (2.20%)** and **TDP** with **Rs 131.33 cr (2.05%)**.
- Other remaining parties (comprising of 4 National and 23 Regional parties) collectively received **Rs 687.052 cr (10.73%)**.
- **AIFB** and **INLD** are the only two parties among those analysed that declared **no funds collected** despite contesting elections.



Details of National and Regional Political Parties' Funds collected - Lok Sabha and State Legislative Assemblies of Arunachal Pradesh, Andhra Pradesh, Odisha and Sikkim 2019	
Political Party	Total Funds Collected
<b>National Parties</b>	
BJP	Rs 4057.40 cr
INC	Rs 1167.14 cr
AITC	Rs 141.09 cr
NCP	Rs 80.80 cr
CPM	Rs 71.55 cr
CPI	Rs 25.54 cr
BSP	Rs 0.82 cr
<b>Total</b>	<b>Rs 5544.34 cr</b>
<b>Regional Parties</b>	
YSRCP	Rs 221.58 cr
TDP	Rs 131.33 cr
TRS	Rs 129.26 cr
SHS	Rs 100.80 cr
BJD	Rs 74.7 cr
AIADMK	Rs 63.74 cr
DMK	Rs 50.30 cr
SP	Rs 35.205 cr
AAP	Rs 17.93 cr
JDU	Rs 15.11 cr
SAD	Rs 10.57 cr
PMK	Rs 3.54 cr
LJP	Rs 2.29 cr
RLSP	Rs 1.77 cr
IUML	Rs 1.253 cr
SDF	Rs 0.643 cr
AIMIM	Rs 0.54 cr
AIUDF	Rs 0.3 cr
MNF	Rs 0.20 cr
AGP	Rs 0.10 cr
NPF	Rs 0.07 cr
IPFT	Rs 0.02 cr
JKPDP	Rs 0.001 cr
AIFB	0
INLD	0
<b>Total</b>	<b>Rs 861.25 cr</b>
<b>Grand Total</b>	<b>Rs 6405.59 cr</b>

### Total Expenditure Incurred – mode-wise and party-wise

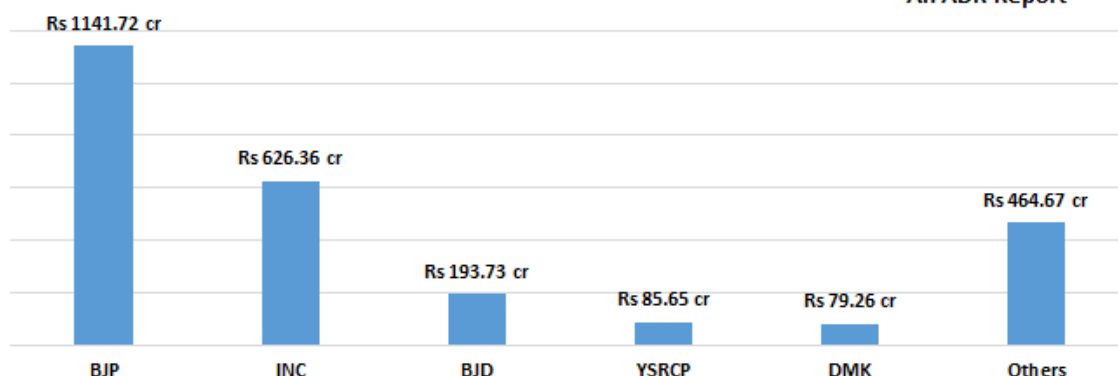
- During the Lok Sabha 2019 elections, political parties spent a total of **Rs 2591.39 cr**. These expenses were incurred by cash and cheque/DD, and the amount remaining unpaid.
- Of the total expenditure incurred, **National parties** spent **Rs 2004.99 cr (77.37%)** while **Regional parties** spent **Rs 586.40 cr (22.63%)**.
- Political parties spent **88%** or **Rs 2280.465 cr** of the funds by cheque/DD followed by funds of **Rs 238.88 cr** or **9.22%** remaining unpaid and **Rs 72.046 cr** or **2.78%** by cash.
- National Parties spent **Rs 1774.475 cr** while Regional parties spent **Rs 505.99 cr** by cheque/DD.
- The National parties spent **Rs 64.686 cr** and the Regional parties spent **Rs 7.36 cr** by cash.



- Among all the 32 political parties analysed, **BJP** incurred the highest expenses of **Rs 1141.72 cr** or **44.06%** of the total expenditure incurred by political parties during the 2019 General Elections.
- **INC** incurred the second highest expenses of **Rs 626.36 cr** (24.17%) followed by **BJD** which spent **Rs 193.73 cr** (7.48%), **YSRCP** which spent **Rs 85.65 cr** (3.31%) and **DMK** with **Rs 79.26 cr** (3.05%).
- Other remaining parties (comprising of 5 National and 22 Regional parties) collectively spent **Rs 464.67 cr** (17.93%).
- **AIFB** and **AIMIM** are the only two parties that incurred **no expenditure** despite contesting elections.

## Party-wise Expenditure incurred during Lok Sabha Elections, 2019

- An ADR Report



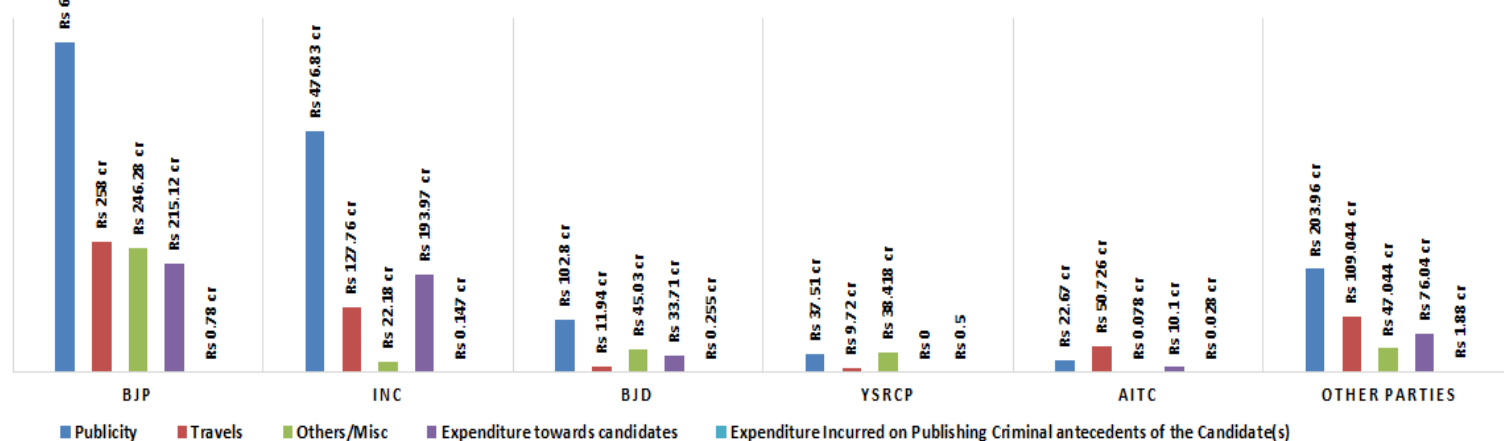
### Details of National & Regional Political Parties' Election Expenditure - Lok Sabha 2019 and State Legislative Assemblies of Arunachal Pradesh, Andhra Pradesh, Odisha and Sikkim

Party	Total Expenses Incurred
<b>National Parties</b>	
BJP	Rs 1141.72 cr
INC	Rs 626.36 cr
AITC	Rs 73.47 cr
NCP	Rs 60.23 cr
BSP	Rs 55.39 cr
CPM	Rs 26.69 cr
CPI	Rs 21.13 cr
<b>Total</b>	<b>Rs 2004.99 cr</b>
<b>Regional Parties</b>	
BJD	Rs 193.73 cr
YSRCP	Rs 85.65 cr
DMK	Rs 79.26 cr
TDP	Rs 77.74 cr
SP	Rs 50.65 cr
SHS	Rs 38.57 cr
AIADMK	Rs 19.95 cr
JDU	Rs 10.71 cr
TRS	Rs 9.15 cr
SAD	Rs 8.61 cr
AAP	Rs 7.64 cr
LJP	Rs 1.175 cr
INLD	Rs 0.73 cr
SDF	Rs 0.58 cr
AIUFD	Rs 0.56 cr
PMK	Rs 0.51 cr
RLSP	Rs 0.5 cr
IUML	Rs 0.26 cr
MNF	Rs 0.2005 cr
AGP	Rs 0.08 cr
NPF	Rs 0.07 cr
JKPDP	Rs 0.054 cr
IPFT	Rs 0.025 cr
AIFB	0
AIMIM	0
<b>Total</b>	<b>Rs 586.40 cr</b>
<b>Grand Total</b>	<b>Rs 2591.39 cr</b>

### Party-wise Expenditure Incurred under various heads

- Political parties spent a total of **Rs 2994.16 cr** on publicity, travel, miscellaneous expenses, lumpsum amount to candidates and publication of criminal antecedents of the candidates. (Refer to Annexure – I)
- The parties spent the highest on **Publicity, Rs 1495.41 cr** or 49.94% of the total followed by **Rs 567.19 cr** or 18.94% of total on **Travel** and **Rs 528.94 cr** or 17.67% of total on **Lumpsum amounts paid to candidates**.
- The top 3 parties which spent the highest are: **BJP** (Rs 1371.82 cr) followed by **INC** (Rs 820.887 cr) and **BJD** (Rs 193.735 cr).
- BJP** incurred the maximum expenditure, **Rs 651.64 cr** under **Publicity**, which forms **43.58%** of the total expenditure incurred by all political parties on **Publicity**. **INC** spent the second highest on publicity, **Rs 476.83 cr** or 31.89% of total.

Expenditure incurred by Top 5 Parties under various heads during Lok Sabha Elections, 2019

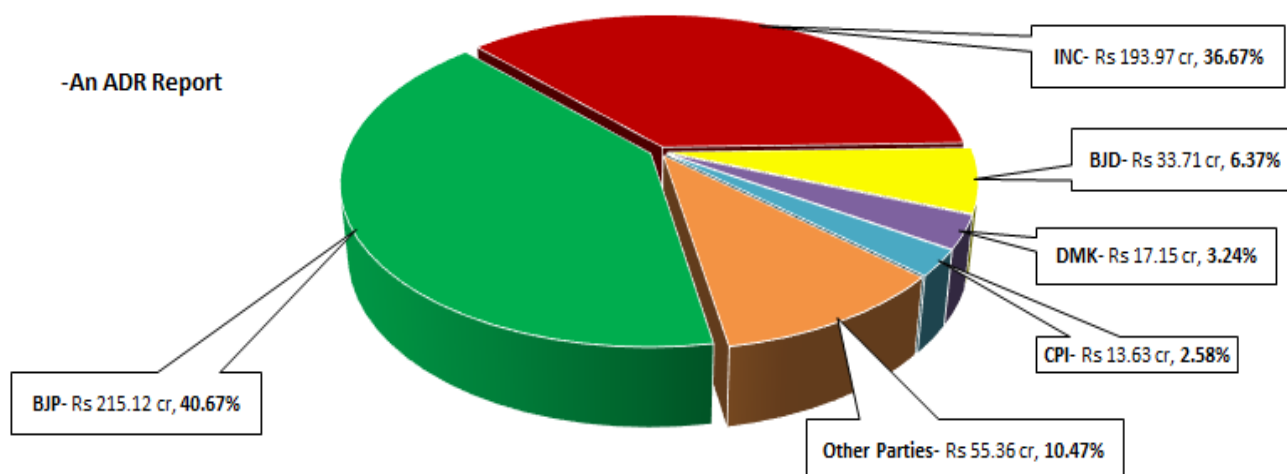


-An ADR Report

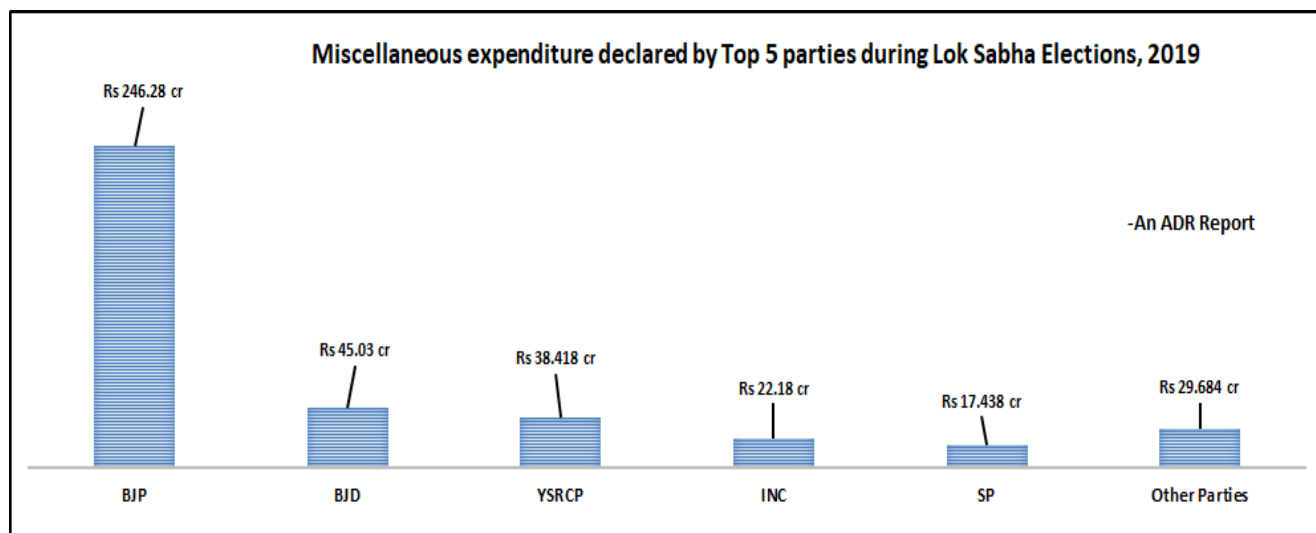
- BJP** spent the highest, **Rs 215.12 cr** (40.67%) under **Lumpsum amounts paid to candidates** followed by **INC** which spent **Rs 193.97 cr** (36.67%), **BJD** with **Rs 33.71 cr** (6.37%), **DMK** with **Rs 17.15 cr** (3.24%) and **CPI** with **Rs 13.63 cr** (2.58%).

Expenditure of Top 5 parties on Candidates during Lok Sabha 2019

-An ADR Report

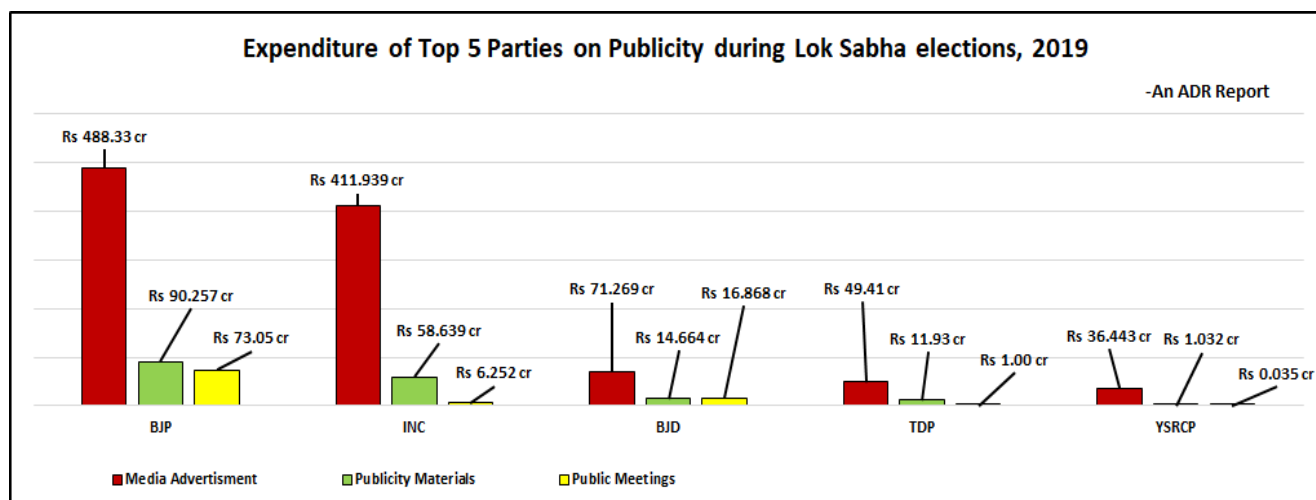


- Political parties spent a total of **Rs 399.03 cr** on **other/miscellaneous expenses**. **National parties** spent **Rs 273.34 cr** while **Regional parties** constitute **Rs 125.69 cr** of the total other/miscellaneous expenses.
- BJP** spent **Rs 246.28 cr** or 61.72% of the total followed by **BJD** which spent **Rs 45.03 cr** (11.28%) and **YSRCP** which incurred expenses worth **Rs 38.418 cr** (9.63%) on other/miscellaneous expenses.



#### Party-wise Expenditure Incurred under Publicity

- Political parties spent a total of **Rs 1495.41 cr** on Publicity during the Lok Sabha elections 2019. Of this, **National parties** spent **Rs 1223.71 cr** (81.83%) while **Regional parties** spent **Rs 271.70 cr** (18.17%).
- Under Publicity, the political parties analysed spent the maximum on **Media Advertisement** (**Rs 1166.15 cr** or **77.98%**) followed by expenditure on **Publicity Materials** (**Rs 222.1 cr** or **14.85%**) and **Public Meetings** (**Rs 107.16 cr** or **7.17%**).
- BJP** spent the highest on **Media Advertisement**, **Rs 488.333 cr** or 41.88% of total followed by **INC**, **Rs 411.939 cr** or 35.32% and **BJD** which spent **Rs 71.269 cr** (6.11%).
- Four** political parties namely, **AIFB**, **AIMIM**, **MNF** & **NPF** declared that they did not incur any expenditure under publicity despite contesting elections.



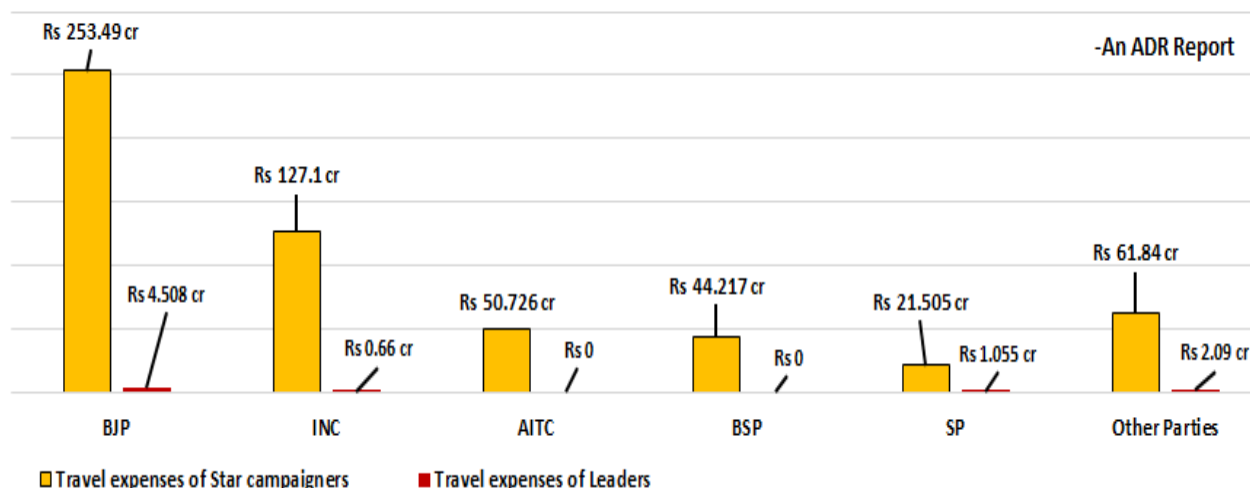
Party-wise Expenditure of National & Regional Political Parties on Publicity during Lok Sabha elections, 2019				
Political Party	Publicity			Total
	Media Advertisement	Publicity Materials	Public Meetings	
National Parties				
BJP	488.333	90.257	73.05	Rs 651.64 cr
INC	411.939	58.639	6.252	Rs 476.83 cr
NCP	26.541	9.463	0.476	Rs 36.48 cr
CPM	5.917	12.958	5.474	Rs 24.35 cr
AITC	20.889	1.781	0	Rs 22.67 cr
BSP	3.023	6.558	1.559	Rs 11.14 cr
CPI	0.007	0.415	0.178	Rs 0.602 cr
Total	Rs 956.65 cr	Rs 180.07 cr	Rs 86.99 cr	Rs 1223.71 cr
Regional Parties				
BJD	71.269	14.664	16.868	Rs 102.80 cr
TDP	49.41	11.93	1.00	Rs 62.34 cr
YSRCP	36.443	1.032	0.035	Rs 37.51 cr
AIADMK	19.119	0.0309	0.2	Rs 19.35 cr
DMK	15.416	0.111	0	Rs 15.527 cr
SHS	7.255	2.725	0.49	Rs 10.47 cr
AAP	2.979	3.81	0.214	Rs 7.00 cr
SAD	4.043	1.119	0.285	Rs 5.447 cr
SP	0.153	4.723	0.193	Rs 5.07 cr
TRS	1.712	0.472	0.077	Rs 2.26 cr
SDF	0.456	0.668	0.463	Rs 1.587 cr
INLD	0.435	0.298	0	Rs 0.733 cr
PMK	0.51	0	0	Rs 0.51 cr
RLSP	0	0.23	0.11	Rs 0.34 cr
LJP	0.2756	0.038	0.0006	Rs 0.314 cr
AGP	0	0	0.16	Rs 0.16 cr
JDU	0.0259	0.0725	0	Rs 0.098 cr
IUML	0	0	0.067	Rs 0.067 cr
JKPDP	0	0.043	0.0093	Rs 0.052 cr
AIUDF	0.003	0.047	0.002	Rs 0.052 cr
IPFT	0	0.016	0	Rs 0.016 cr
AIFB	0	0	0	0
AIMIM	0	0	0	0
MNF	0	0	0	0
NPF	0	0	0	0
Total	Rs 209.50 cr	Rs 42.03 cr	Rs 20.17 cr	Rs 271.70 cr
Grand Total	Rs 1166.15 cr	Rs 222.10 cr	Rs 107.16 cr	Rs 1495.41 cr

### Party-wise Expenditure Incurred under Travel

- Political parties spent a total of **Rs 567.19 cr** on Travel during the Lok Sabha elections 2019. Of this, **National parties** spent **Rs 487.33 cr** (85.92%) while **Regional parties** spent **Rs 79.86 cr** (14.08%).
- Under travel expenses, the political parties analysed spent maximum on **travel expenses of star campaigners (Rs 558.88 cr or 98.53%)** followed by expenditure on **travel of party leaders (Rs 8.31 cr or 1.47%)**.

- **BJP** spent the highest on **travel of star campaigners**, **Rs 253.49 cr** or 45.36% of total followed by **INC**, **Rs 127.1 cr** or 22.74% and **AITC** which spent **Rs 50.726 cr** (9.08%).
- Maximum expenses on travel of party leaders were incurred by **BJP** (Rs 4.508 cr) followed by **CPM**, which incurred **Rs 1.114 cr**.
- **Six** political parties namely, **AIFB, AIMIM, AGP, INLD, LJP & PMK** declared that they did not incur any expenditure under travel despite contesting elections.

### Expenditure of Top 5 Parties on Travel during Lok Sabha elections, 2019



### Party-wise Expenditure of National & Regional Political Parties on Travel during Lok Sabha elections, 2019

Political Party	Travel		Total
	Travel expenses of Star campaigners	Travel expenses of Leaders	
National Parties			
BJP	253.49	4.508	Rs 258 cr
INC	127.1	0.66	Rs 127.76 cr
AITC	50.726	0	Rs 50.726 cr
BSP	44.217	0	Rs 44.217 cr
NCP	5.06	0.01	Rs 5.07 cr
CPM	0.324	1.114	Rs 1.438 cr
CPI	0.081	0.038	Rs 0.119 cr
Total	Rs 481 cr	Rs 6.33 cr	Rs 487.33 cr
Regional Parties			
SP	21.505	1.055	Rs 22.56 cr
SHS	12.42	0	Rs 12.42 cr
BJD	11.52	0.42	Rs 11.94 cr
TDP	9.788	0	Rs 9.788 cr
YSRCP	9.72	0	Rs 9.72 cr
TRS	6.567	0	Rs 6.567 cr
JD(U)	3.57	0.039	Rs 3.61 cr
DMK	0.583	0.358	Rs 0.94 cr
AIADMK	0.724	0.0587	Rs 0.7827 cr
SAD	0.547	0	Rs 0.547 cr



Party-wise Expenditure of National & Regional Political Parties on Travel during Lok Sabha elections, 2019			
Political Party	Travel		Total
	Travel expenses of <b>Star campaigners</b>	Travel expenses of <b>Leaders</b>	
AIUDF	0.5	0.003	<b>Rs 0.503 cr</b>
MNF	0.2	0	<b>Rs 0.2 cr</b>
RLSP	0.124	0.022	<b>Rs 0.146 cr</b>
IUML	0.086	0.017	<b>Rs 0.103 cr</b>
NPF	0.016	0	<b>Rs 0.016 cr</b>
SDF	0.0082	0	<b>Rs 0.0082 cr</b>
IPFT	0	0.0035	<b>Rs 0.0035 cr</b>
JKPDP	0	0.0025	<b>Rs 0.0025 cr</b>
AAP	0.002	0	<b>Rs 0.002 cr</b>
AGP	0	0	<b>0</b>
AIFB	0	0	<b>0</b>
AIMIM	0	0	<b>0</b>
INLD	0	0	<b>0</b>
LJP	0	0	<b>0</b>
PMK	0	0	<b>0</b>
<b>Total</b>	<b>Rs 77.88 cr</b>	<b>Rs 1.98 cr</b>	<b>Rs 79.86 cr</b>
<b>Grand Total</b>	<b>Rs 558.88 cr</b>	<b>Rs 8.31 cr</b>	<b>Rs 567.19 cr</b>

## Disclaimer

Source for the data used in the report are the Election Expenditure Statements submitted by the political parties to the Election Commission of India. These can be accessed from <https://eci.gov.in/candidate-political-parties/expenditure-reports/expenditure-reports/>

While all effort has been made to ensure that the information is in keeping with what is mentioned in the statements submitted by the political parties, in case of discrepancy between information in this report and that given in their statements, the information reported by the political parties should be treated as correct. Association for Democratic Reforms, National Election Watch and their volunteers are not responsible or liable for any damage arising directly or indirectly from the publication of this report.

## Contact Details

ADR State Co-ordinators Contact details: <a href="https://adrindia.org/about-adr/state-coordinators">https://adrindia.org/about-adr/state-coordinators</a>	Media and Journalist Helpline +91 80103 94248 Email: <a href="mailto:adr@adrindia.org">adr@adrindia.org</a>	Maj. Gen Anil Verma (Retd.) Head- ADR & NEW +91 11 4165 4200 +91 88264 79910 <a href="mailto:anilverma@adrindia.org">anilverma@adrindia.org</a>	Prof Jagdeep Chhokar IIM Ahmedabad (Retd.) Founder - ADR & NEW +91 99996 20944 <a href="mailto:jchhokar@gmail.com">jchhokar@gmail.com</a>	Prof Trilochan Sastry IIM Bangalore Founder Member- ADR & NEW +91 94483 53285 <a href="mailto:tsastry@gmail.com">tsastry@gmail.com</a>
---	--	--	---	---

## Annexure – 1

Party-wise expenditure under various heads (Rs in cr): Lok Sabha & Assembly Elections 2019						
Political Party	Publicity	Travel Expenses	Others/Misc. expenses	Lumpsum amounts paid to candidates	Expenditure incurred on publishing criminal antecedents of the candidate (s)	Total
<b>National Parties</b>						
BJP	651.64	258.00	246.28	215.12	0.78	Rs 1371.82 cr
INC	476.83	127.76	22.18	193.97	0.147	Rs 820.887 cr
AITC	22.67	50.726	0.078	10.10	0.028	Rs 83.60 cr
NCP	36.48	5.07	3.007	11.755	0.325	Rs 56.637 cr
BSP	11.14	44.217	0.031	0	0	Rs 55.39 cr
CPM	24.35	1.437	1.53	7.947	0.206	Rs 35.637 cr
CPI	0.602	0.119	0.23	13.63	0.026	Rs 14.607 cr
<b>Total</b>	<b>Rs 1223.71 cr</b>	<b>Rs 487.33 cr</b>	<b>Rs 273.34 cr</b>	<b>Rs 452.52 cr</b>	<b>Rs 1.51 cr</b>	<b>Rs 2438.41 cr</b>
<b>Regional Parties</b>						
BJD	102.8	11.94	45.03	33.71	0.255	Rs 193.735 cr
YSRCP	37.51	9.72	38.418	0	0.5	Rs 86.15 cr
TDP	62.34	9.788	5.606	0	0.456	Rs 78.19 cr
SP	5.07	22.56	17.438	5.59	0	Rs 50.66 cr
DMK	15.527	0.941	5.597	17.15	0.044	Rs 39.26 cr
SHS	10.47	12.42	8.935	6.625	0.204	Rs 38.65 cr
AIADMK	19.35	0.7827	0.028	0	0.082	Rs 20.243 cr
JDU	0.098	3.609	0.249	7.03	0.11	Rs 11.096 cr
TRS	2.26	6.567	0.324	0	0.38	Rs 9.53 cr
SAD	5.447	0.547	2.618	0.808	0.0073	Rs 9.427 cr
AAP	7	0.002	0.806	1.31	0.034	Rs 9.15 cr
SDF	1.587	0.0082	0.0075	1.1	0	Rs 2.70 cr
RLSP	0.34	0.146	0.01	1.1	0	Rs 1.596 cr
LJP	0.314	0	0.46	0.75	0	Rs 1.524 cr
IUML	0.067	0.103	0.095	0.76	0.003	Rs 1.03 cr
PMK	0.51	0	0.0001	0.42	0	Rs 0.93 cr
INLD	0.73	0	0	0.07	0	Rs 0.80 cr
AIUFD	0.052	0.503	0.0088	0	0	Rs 0.564 cr
MNF	0	0.2	0	0	0	Rs 0.20 cr
AGP	0.16	0	0	0	0	Rs 0.16 cr
NPF	0	0.016	0.053	0	0	Rs 0.069 cr
JKPDP	0.052	0.0025	0	0	0	Rs 0.0545 cr
IPFT	0.016	0.0035	0.0052	0	0	Rs 0.0247 cr
AIMIM	0	0	0	0	0.007	Rs 0.007 cr
AIFB	0	0	0	0	0	0
<b>Total</b>	<b>Rs 271.70 cr</b>	<b>Rs 79.86 cr</b>	<b>Rs 125.69 cr</b>	<b>Rs 76.42 cr</b>	<b>Rs 2.08 cr</b>	<b>Rs 555.75 cr</b>
<b>Grand Total</b>	<b>Rs 1495.41 cr</b>	<b>Rs 567.19 cr</b>	<b>Rs 399.03 cr</b>	<b>Rs 528.94 cr</b>	<b>Rs 3.59 cr</b>	<b>Rs 2994.16 cr</b>