

Updated Date: November 20, 2020

Analysis of donations from Corporates & Business Houses to National Political Parties for FY 2018-19

(Known donations above Rs 20,000 only)
(Updated)

A Report by
Association for Democratic Reforms

Association for Democratic Reforms
T-95, 2nd floor, C.L. House, Gautam Nagar
New Delhi – 110 049
Email: adr@adrindia.org; Phone: 011-4165 4200

Table of Contents

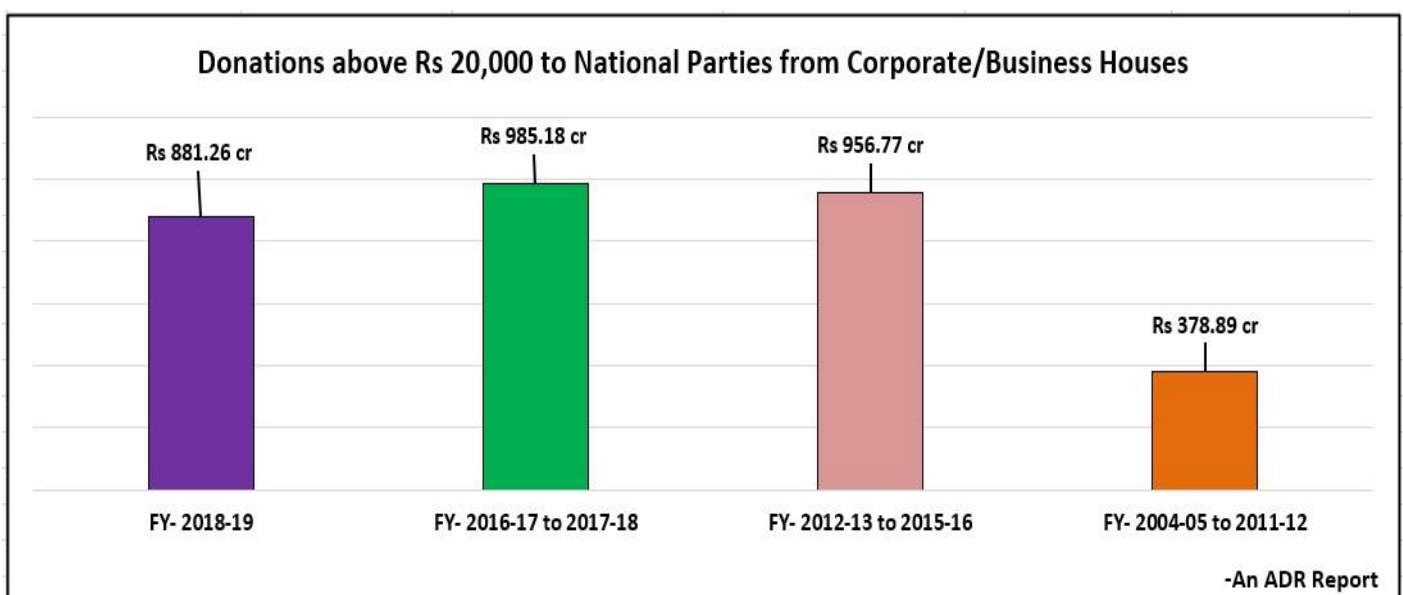
Analysis of donations from Corporates & Business Houses to National political parties during FY 2018-19	3
Introduction	3
Executive Summary	4
Recommendations of ADR	7
Detailed Analysis	8
I. Total donations to National Parties	8
II. Year-wise corporate donations to National Parties	8
III. Number of corporate donations and their contributions	9
IV. Top corporate donors to National Parties	10
V. Categorization of donors based on their type of businesses	11
VI. Sectors with top donations to National Parties	13
VII. State-wise corporate donations to National Parties	14
VIII. Mode of payments of donations received by National Parties	15
IX. Donations without PAN, address or both	16
X. Unsegregated Donations	17
XI. Share of donations to parties from corporates and Electoral Bonds	18
Disclaimer	20
Contact Details	20
Donate to ADR	21
ADR Speaks Podcast	21
Annexure – 1	22
Details of top donors of BJP – FY 2018-19	22
Details of top donors to INC – FY 2018-19	24
Details of top donors to NCP – FY 2018-19	25
Details of top donors to CPM – FY 2018-19	27
Details of top donors to AITC – FY 2018-19	27

Analysis of donations from Corporates & Business Houses to National political parties during FY 2018-19

Introduction

Political parties are required to submit details of donors who have made donations above Rs 20,000 in a financial year (between 1st April and 31st March) to the Election Commission of India, every year. Parties provide details of the name, address, PAN, mode of payment and amount contributed by each donor who has made donation above Rs 20,000 in their submission.

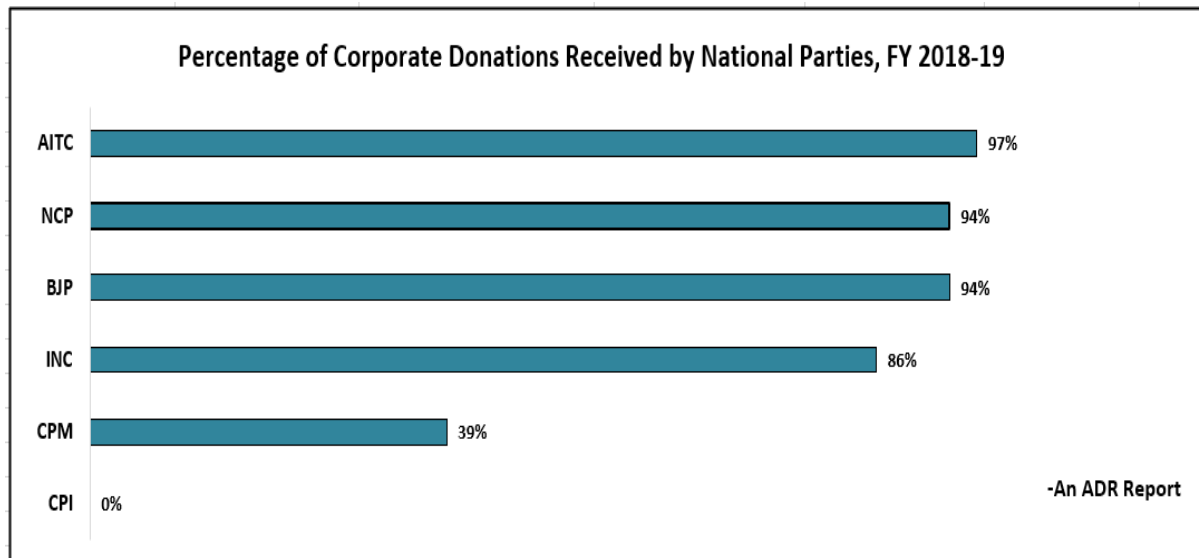
- a) Association for Democratic Reforms (ADR), in its report dated [8th January, 2014](#), specified that various sectors of business houses in 8 years, between FY 2004-05 & 2011-12, donated a total of Rs 378.89 cr to National parties, constituting 87% of the total contribution from **known sources** of political parties.
- b) In the report dated [18th August, 2017](#), ADR specified that **various sectors of business houses** in 4 years, **between FY 2012-13 & 2015-16**, donated a total of **Rs 956.77 cr** to National parties, **constituting 89% of the total contribution** from **known sources** of political parties.
- c) In its previous report dated [July 9, 2019](#), ADR analysed the donations from corporates to National parties between FY 2016-17 and 2017-18. During this period, **the various sectors of business houses donated a total of Rs 985.18 cr, constituting 93% of the total contribution** to political parties from **known sources**.
- d) This report analyses the **donations from corporates (above Rs 20,000) to National parties for the FY 2018-19**.
- e) Political parties considered in this report are **BJP, INC, NCP, CPM & AITC**. Though a National party, **BSP** has not been considered for analysis in this report as the party has declared that it received no **voluntary contributions** above Rs 20,000 from any donor during this period as well as during the time period since 2004. **CPI did not declare any income from corporates for FY 2018-19** and hence has not been taken up for analysis for this period.
- f) It is seen from the analysis that during the FY 2018-19, a total of **Rs 881.26 cr** was donated by all the corporate/business houses to the 5 National parties during FY 2018-19, constituting **93% of the total contribution** to political parties from **known sources**. Donations from corporates to National parties **increased by 133%** from the period between 2004-12 to 2018-19.



Executive Summary

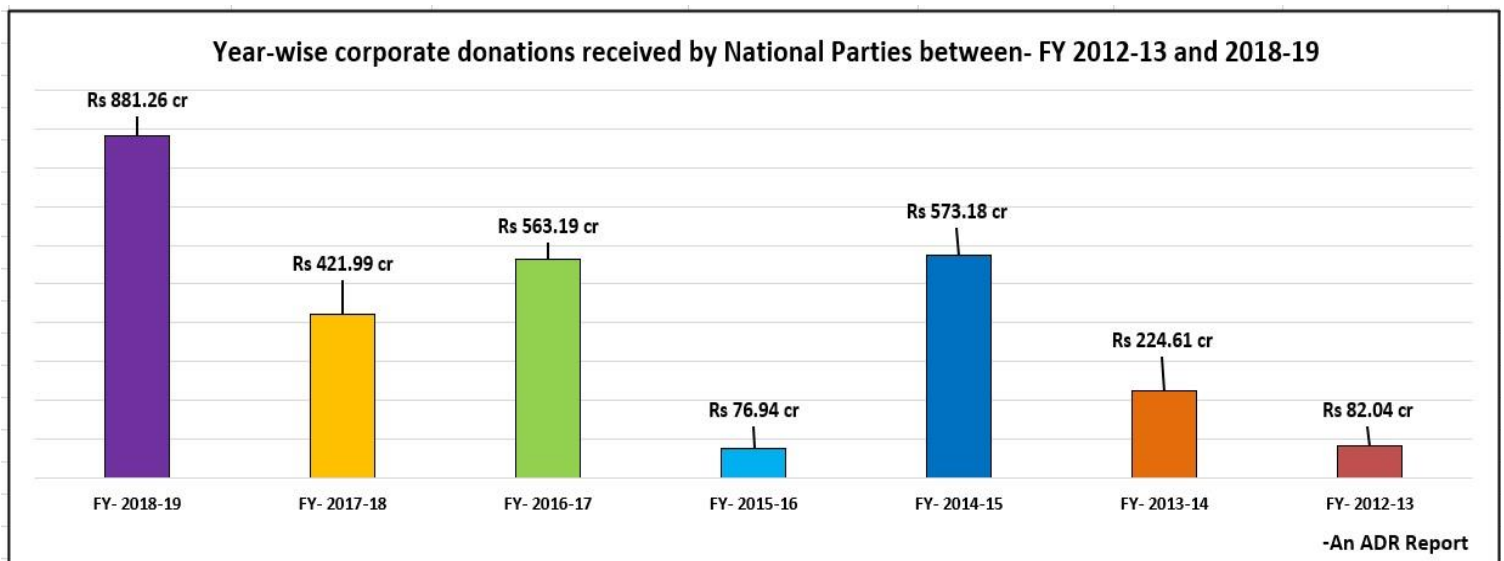
1. Donations from Corporates/business houses

- Out of 5 National parties, **BJP** received the **maximum donations of Rs 698.14 cr** from **1578 corporate donors** followed by **INC** which received a total contribution of **Rs 127.602 cr** from **124 corporate donors**, and **NCP** with **Rs 11.345 cr** from **17 corporate donors**.
- During FY 2018-19, BJP's and INC's voluntary contributions above Rs 20,000 from corporate/business houses is **94%** and **86%** respectively.
- CPI** declared **no income from corporate donations** for FY 2018-19.



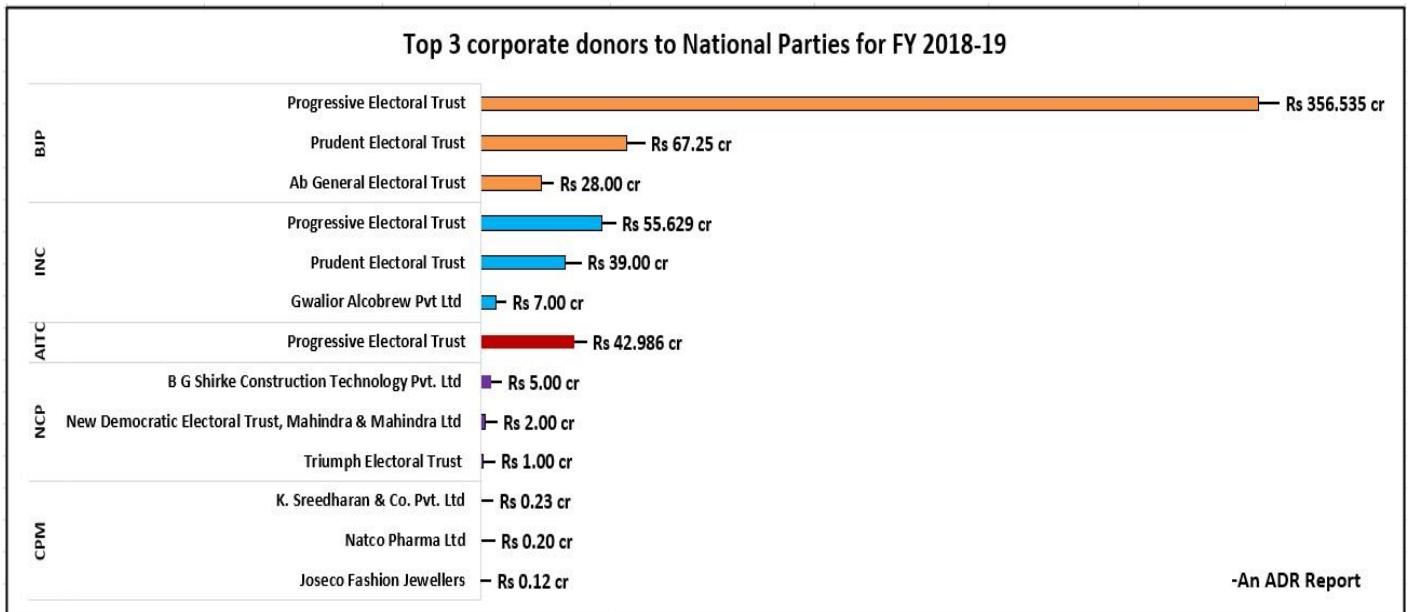
2. Year-wise corporate donations to National Parties

- National parties have **received the maximum corporate donations of Rs 881.26 cr** in the **FY 2018-19** (the period which preceded the Lok Sabha elections), followed by **Rs 573.18 cr** in the **FY 2014-15** (during which the 16th Lok Sabha elections were held) and **Rs 563.19 cr** in **FY 2016-17**.
- Corporate donations received in **FY 2018-19** constituted **31%** of the **total corporate donations** received between FY 2012-13 and 2018-19.
- Between **FY 2012-13 and 2018-19**, donations from corporates to National parties **increased by 974%**, with a drop in the percentage of corporate donations in FY 2015-16.
- Donations from corporates to National parties **increased by 109%** between **FY 2017-18 and 2018-19**.



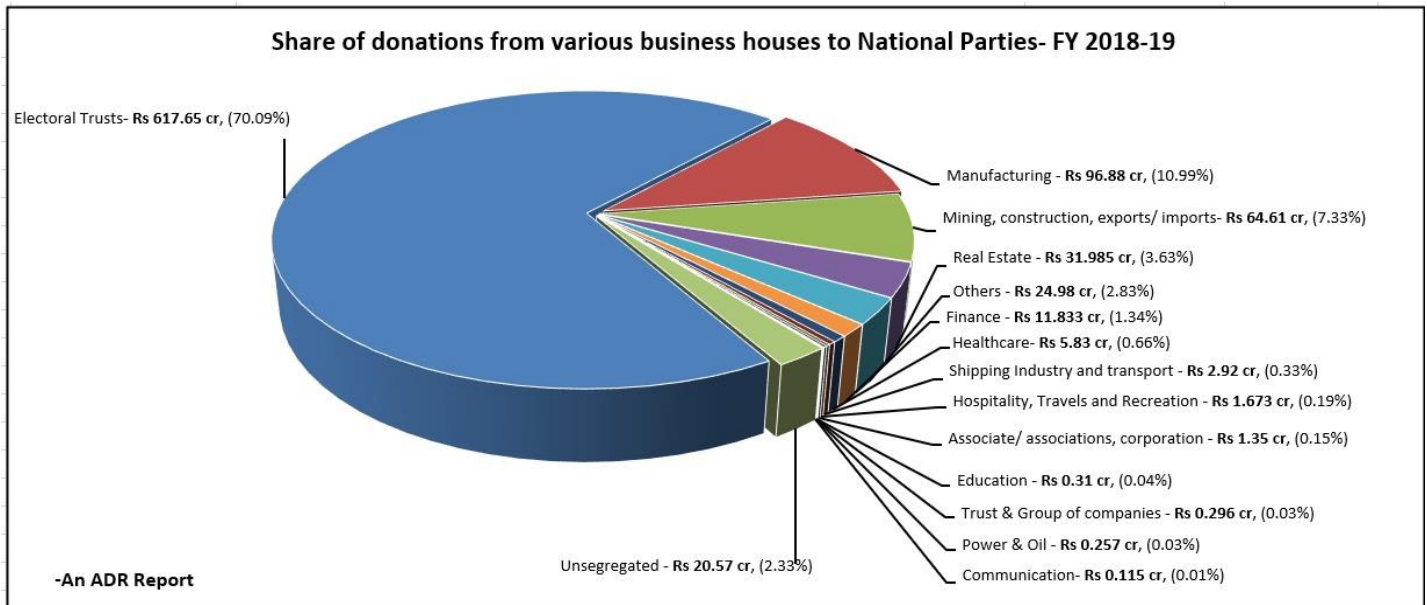
3. Top corporate donors to National Parties

- Progressive Electoral Trust** was the **top donor to three of the National parties** namely **BJP, INC & AITC** in the FY 2018-19. The Trust **donated three times in a single year** to the three parties each, amounting to total of **Rs 455.15 cr.**
- BJP** declared receiving **Rs 356.535 cr** while **INC** and **AITC** were the recipient of **Rs 55.629 cr** and **Rs 42.986 cr**, respectively in single donations each from **Progressive Electoral Trust.**
- B.G. Shirke Construction Technology Pvt. Ltd.** was the top donor to **NCP** in FY 2018-19.
- Details of **top 10 donors to the 5 National Parties** for FY 2018-19 are given in **Annexure – 1.**



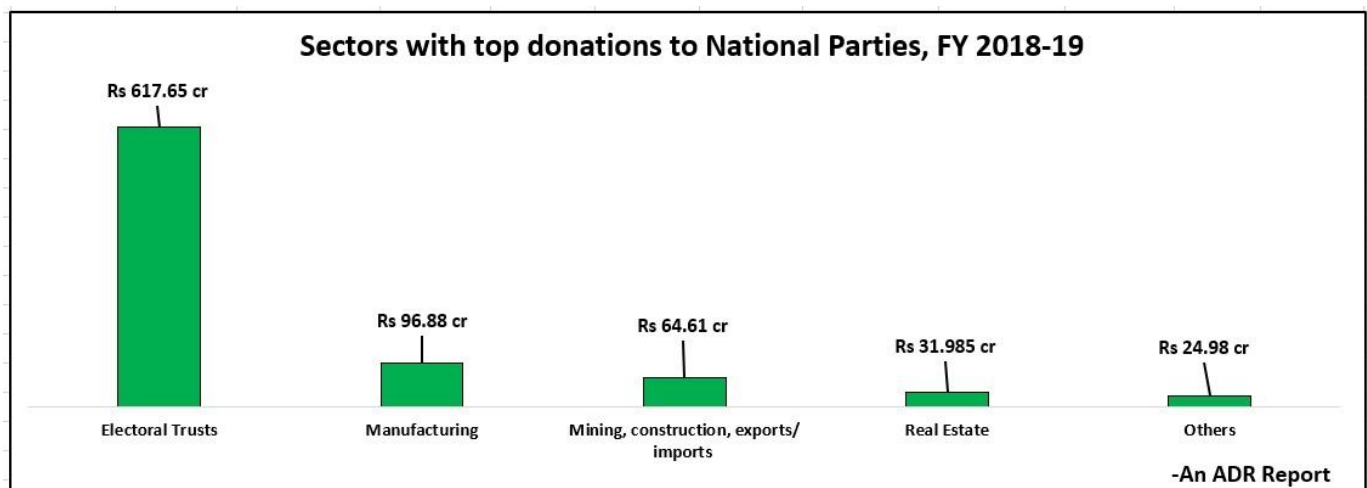
4. Categorization of donors based on their type of business

- The contributions from corporate/business houses have been divided into **15 sectors/categories** by **ADR** and **does not form a part of the submission by parties to ECI.** The sectors include Trusts & Group of companies; Manufacturing; Power & Oil; Mining, Construction, Exports/Imports; and Real Estate among others.
- Out of the total of **Rs 881.26 cr** donated by the **corporate/ business houses** to the 5 National parties in **FY 2018-19**, **Rs 20.57 cr** was received from the **unsegregated category**, which includes companies with no details available online or whose nature of work is unclear.




5. Sectors with top donations to political parties

- During the FY 2018-19, **Electoral Trusts** were the **biggest donors to the National parties**, contributing a total amount of **Rs 617.65 cr** (a share of 70.09%).
- Manufacturing sector** was the **second highest overall contributor in FY 2018-19**, contributing a total amount of **Rs 96.88 cr**. While in the **FY 2017-18** also, **Manufacturing sector** was the second highest overall contributor with **Rs 74.744 cr**.
- During FY 2018-19, **BJP, INC** and **AITC** received the maximum contributions from **Electoral Trusts**. **BJP** received the highest, **Rs 471.785 cr**, followed by **INC** with **Rs 98.88 cr** and **AITC** with **Rs 42.986 cr**.



6. Donations without PAN details and address

- A total of **323 donations** through which National parties received **Rs 31.44 cr** do not have **address details** in the contribution form.
- National parties have received **Rs 13.571 cr** from **34 donations** which **do not have PAN details** in the contribution form.
- Rs 13.35 cr** or **99.75%** of such donations without **PAN** as well as **address details** worth **Rs 13.384 cr** belong to the **BJP**.



7. Unsegregated Donations

- 5 National parties reported receiving **343 donations** amounting to **Rs 20.57 cr** from corporate entities which have **zero internet presence** or if they do there is **ambiguity about the nature of their work**.
- Contact and address details of most of these companies were unavailable in cases where they were visible online.
- Such contributions have not been segregated into different sectors due to incomplete information.

Recommendations of ADR

- The **Supreme Court** gave a judgment on 13-09-2013, declaring that no part of a candidate affidavit should be left blank. Similarly, **no part of the Form 24A** submitted by political parties providing details of donations above Rs 20,000, **should be blank**.
- All donors who have donated a **minimum of Rs 20,000** as a single or multiple donations should **provide their PAN** details.
- Date** on which the **donation was made** should be recorded by the party and submitted in Form 24A.
- Any party which **does not submit** its donation statement to the ECI on or before 31st October should be **heavily penalized** and its income should **not be tax-exempted**.
- A total of **Rs 13.384 cr** was collected by the **National parties** from **274 corporate donors** without obtaining their **PAN and Address details**. Such incomplete contributions reports must **be returned to the parties** by the ECI, to **deter** them from providing **incomplete information**.
- Corporates** should make details of their **political contributions** available in **public domain** through their websites (in annual reports or in a dedicated page) for **increasing transparency** in political financing.
- Annual scrutiny** of donations reports of **National, Regional and unrecognized parties** should be initiated by a dedicated department of the **CBDT**, to **discourage** donations from **shell companies or illegal entities**.

Detailed Analysis

I. Total donations to National Parties

- In FY 2018-19, the 5 National parties received a total of **Rs 951.66 cr** via voluntary contributions **above Rs 20,000** out of which **93%** or **Rs 881.26 cr** was from **corporates/ business houses** alone.
- BJP** received the maximum donations of **Rs 698.14 cr**, which forms **94%** of the total donations to the party above Rs 20,000 in FY 2018-19.
- INC** declared a donation of **Rs 127.602 cr** from various corporate and business houses, which forms **86%** of the total donations to the party above Rs 20,000.
- CPM** received the least amount of donations from the corporate sector, receiving a total of only **Rs 1.187 cr** from **62 donations** (in case of 1 donor, amount is not given).
- BSP** has stated that the party received no donations above Rs 20,000 from any donor in FY 2018-19. While **CPI** declared zero income from corporate and business houses.

Donations above Rs 20,000 : FY 2018-19			
National Party	Total donations declared (A)	Donations from Corporate Sectors (B)	% of share (B/A*100)
BJP	742.15	698.14	94%
INC	148.58	127.602	86%
AITC	44.26	42.986	97%
NCP	12.05	11.345	94%
CPM	3.025	1.187	39%
CPI	1.595	0	0%
BSP	0	0	0%
Total	Rs 951.66 cr	Rs 881.26 cr	93%

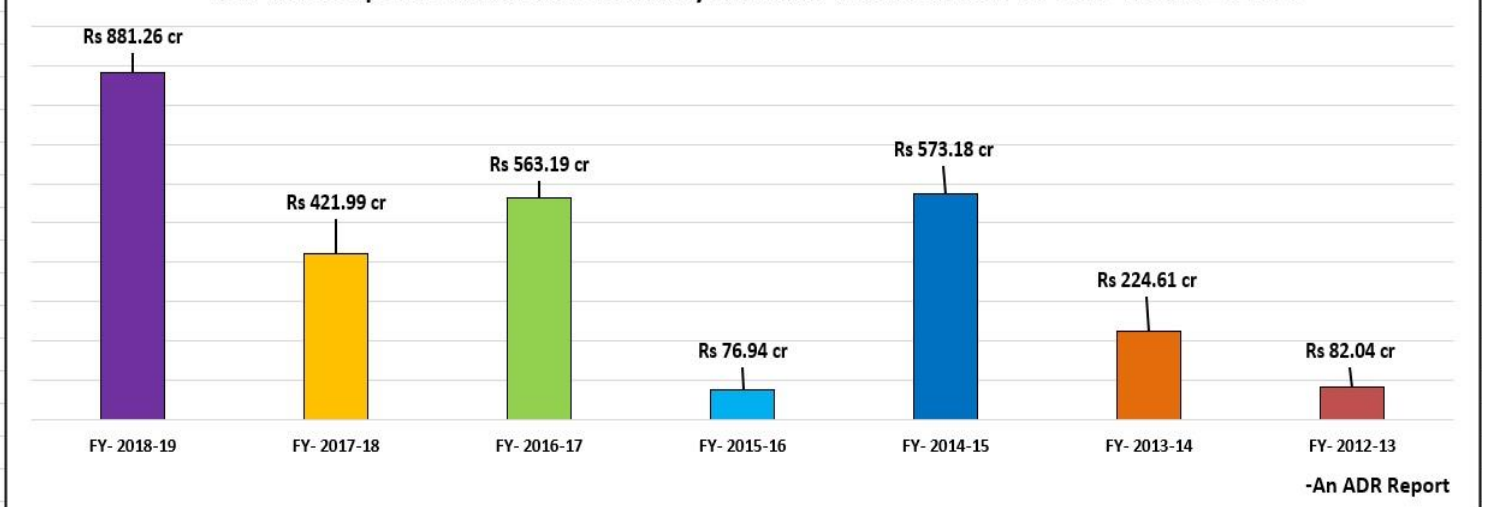
II. Year-wise corporate donations to National Parties

- ADR, in its previous report dated [July 9, 2019](#), specified that various sectors of business houses in two years, between FY 2016-17 & 2017-18, donated a total of **Rs 985.18 cr** to National parties, constituting **93% of the total contribution** to political parties from known sources of political parties.
- It is observed from this analysis that various sectors of business houses, in 7 years between FY 2012-13 & 2018-19, donated a total of **Rs 2823.21 cr** or **91.62% of the total contribution** from known sources of political parties amounting to **Rs 3081.58 cr**.
- National parties have received the **maximum corporate donations** during **FY 2018-19** (Rs 881.26 cr), followed by **FY 2014-15** (Rs 573.18 cr) & **FY 2016-17** (Rs 563.19 cr).
- Donations from corporates to National parties was **lowest in FY 2015-16**, where it reduced to **Rs 76.94 cr**.
- Between **FY 2012-13 and 2018-19**, **BJP** received the **maximum corporate donations of Rs 2319.54 cr**, constituting **82.16%** of the total corporate donations in the seven years.

Total corporate donations to National Parties between FY 2012-13 and 2018-19 (in Rs cr)

National Party	FY-2018-19	FY-2017-18	FY-2016-17	FY-2015-16	FY-2014-15	FY-2013-14	FY-2012-13	Total
BJP	698.14	400.196	515.4	67.49	408.344	156.983	72.99	Rs 2319.54 cr
INC	127.602	19.297	36.063	8.99	128.11	53.516	7.545	Rs 381.12 cr
NCP	11.345	1.637	6.1	0.26	36.47	14	0	Rs 69.81 cr
AITC	42.986	0	2.03	On 2 September 2016, the Election Commission of India recognized AITC as a National Political Party				Rs 45.016 cr
CPM	1.187	0.857	3.563	0.117	0.235	0.08	1.46	Rs 7.5 cr
CPI	0	0.005	0.0345	0.083	0.024	0.03	0.042	Rs 0.22 cr
Total	Rs 881.26 cr	Rs 421.99 cr	Rs 563.19 cr	Rs 76.94 cr	Rs 573.18 cr	Rs 224.61 cr	Rs 82.04 cr	Rs 2823.21 cr

Year-wise corporate donations received by National Parties between- FY 2012-13 and 2018-19



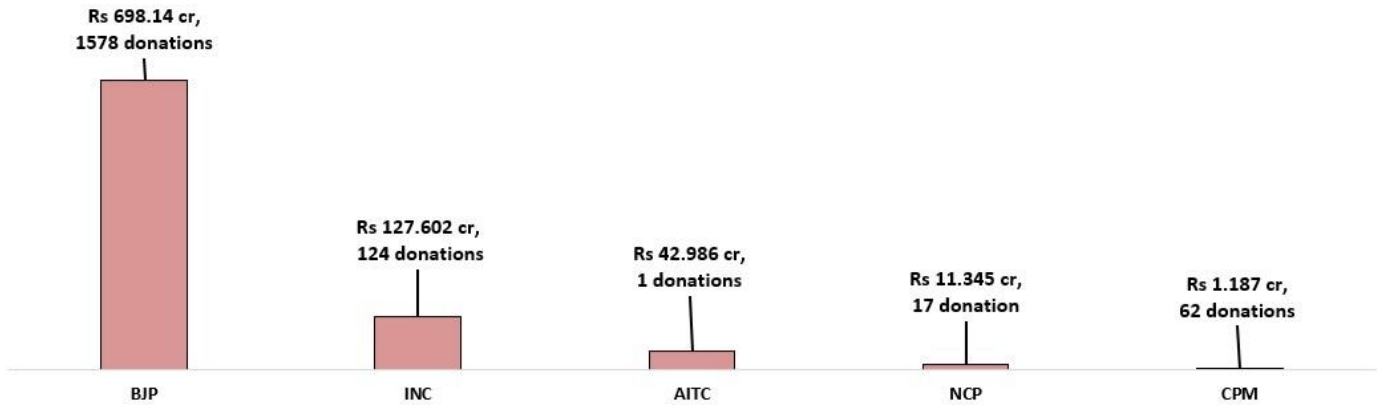
III. Number of corporate donations and their contributions

- In FY 2018-19, a total of **1782 corporate donations** were received by National parties, according to the contributions reports of the National Parties.
- The maximum number of donations were received by **BJP**, followed by **INC**, **CPM**, **NCP** and **AITC**.
- BJP** declared receiving **more than seven times** the total **corporate donations** (1578 donations) **received by rest of the 4 National parties** combined (204 donations) during the same period.

Voluntary contributions from corporates/business houses to National parties in FY 2018-19

Corporate/business sectors	National Party: FY 2018-19					Total
	BJP	INC	AITC	NCP	CPM	
Number of donors from corporate/business sector	1578	124	1	17	62	1782 donations
Total amounts received from corporate/business sector (in Rs cr)	698.14	127.602	42.986	11.345	1.187	Rs 881.26 cr

Total Corporate Donations Received by National Parties : FY 2018-19



-An ADR Report

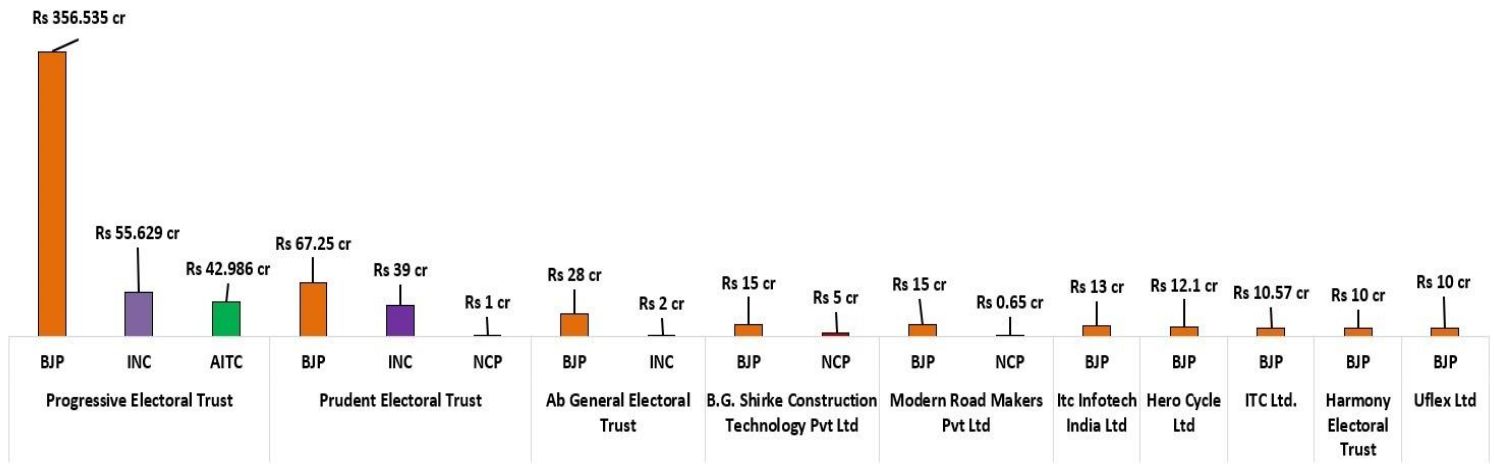
IV. Top corporate donors to National Parties

- Progressive Electoral Trust** was the top donor to **three of the National parties** namely **BJP, INC & AITC**, in FY 2018-19. The Trust donated a total of **three times in one year**, amounting to **Rs 455.15 cr**.
- BJP** declared receiving **Rs 356.535 cr** while **INC** was the recipient of **Rs 55.629 cr** of funds from **Progressive Electoral Trust**.
- Prudent Electoral Trust** was the **second highest corporate donor to BJP and INC**, donating **25 times**, a total amount of **Rs 106.25 cr**.
- B.G. Shirke Construction Technology Pvt. Ltd** was the **top donor to NCP** in **FY 2018-19**, donating **Rs 5 cr**.

Top 10 Corporate Donors of National Parties for FY 2018-19

Donor Name	Total Amount	Party	No. of donations	Amount (in Rs cr)	Share of donations
Progressive Electoral Trust	Rs 455.15 cr	BJP	1	356.535	78.334%
		INC	1	55.629	12.222%
		AITC	1	42.986	9.444%
Prudent Electoral Trust	Rs 107.25 cr	BJP	13	67.25	62.704%
		INC	12	39.00	36.364%
		NCP	3	1.00	0.932%
Ab General Electoral Trust	Rs 30.00 cr	BJP	7	28.00	93%
		INC	1	2.00	7%
B.G. Shirke Construction Technology Pvt Ltd	Rs 20.00 cr	BJP	2	15.00	75%
		NCP	1	5.00	25%
Modern Road Makers Pvt Ltd	Rs 15.65 cr	BJP	2	15.00	96%
		NCP	2	0.65	4%
Ite Infotech India Ltd	Rs 13.00 cr	BJP	1	13	100%
Hero Cycle Ltd	Rs 12.10 cr	BJP	5	12.10	100%
ITC Ltd.	Rs 10.57 cr	BJP	1	10.57	100%
Harmony Electoral Trust	Rs 10.00 cr	BJP	2	10.00	100%
Uflex Ltd	Rs 10.00 cr	BJP	2	10.00	100%
Total Donations				Rs 683.72 cr	

Top 10 corporate donors to National Parties, FY 2018-19



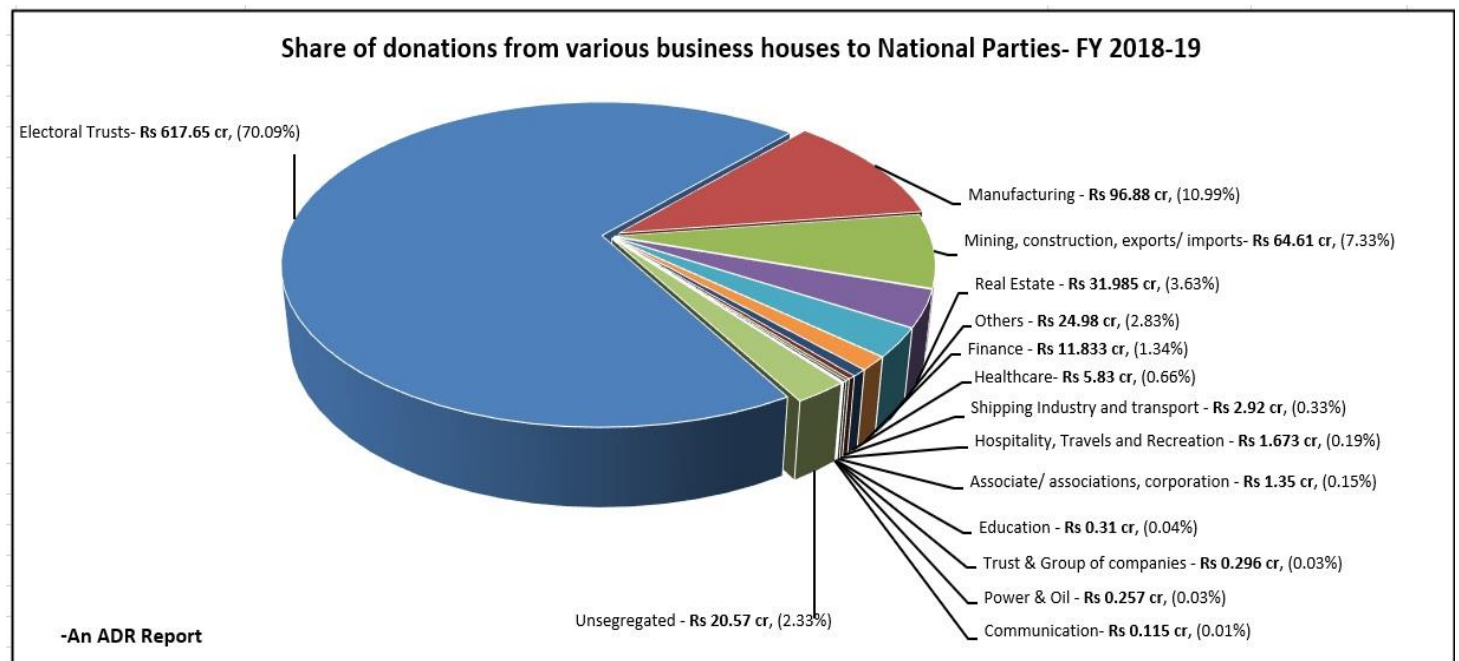
-An ADR Report

V. Categorization of donors based on their type of businesses

- The contributions from corporate/ business houses have been classified into **15 sectors/categories** by ADR and does not form a part of the submission made by parties to ECI. These sectors include Electoral Trusts, Real Estate, Manufacturing, Trusts & Group of companies, Power & Oil, Mining, Construction, Exports/Imports among others.
- A total of **Rs 881.26 cr** was **donated by all the corporate/business sectors** to the 5 National parties in **FY 2018-19**.
- Rs 20.57 cr** was received from the unsegregated category, which includes companies with no details available online or those with no clarity regarding their nature of work.
- Categorization of various corporate/business houses for the purpose of this analysis is listed in the table below:

Categorization of donors based on their type of businesses for FY 2018-19 (in Rs cr)				
S. No.	Sector	Donors considered under this category	Total donations made	Percentage share
1	Electoral Trusts	Electoral Trusts registered with the CBDT	617.65	70.09%
2	Manufacturing	Distilleries, steel, engineering, cement, bricks, machines, instruments, sugar mills, food production houses, metal, ceramics, chemicals, tea, fabrics, textile manufacturing, FMCG	96.88	10.99%
3	Mining, construction, exports/ imports	Mining of iron ore, coal, infrastructure, export/imports of minerals, quarry & stone/metal crushers, textiles dyeing & printing, diamonds, food items, handicrafts, diamond/gold wholesalers/dealers, gold refinery, contractors	64.61	7.33%
4	Real Estate	Builders, Real-estate agencies, Properties, Project, Property dealers	31.985	3.63%
5	Others	IT, suppliers, agencies, leasing companies, fruits/vegetables merchants, jewellers, traders, suppliers, dealers, Service providers, wholesalers, distributors, retailers, Business Parks/Centres, Shopping Mall, Cold Storage, rent & repair, maintenance, petrol pump, HR supplier, printing press, research & development, agriculture & allied services	24.98	2.83%
6	Finance	Stocks/ share brokers, bank, finance/legal consultants, law firms, lottery agencies, securities, investments and trading	11.833	1.34%

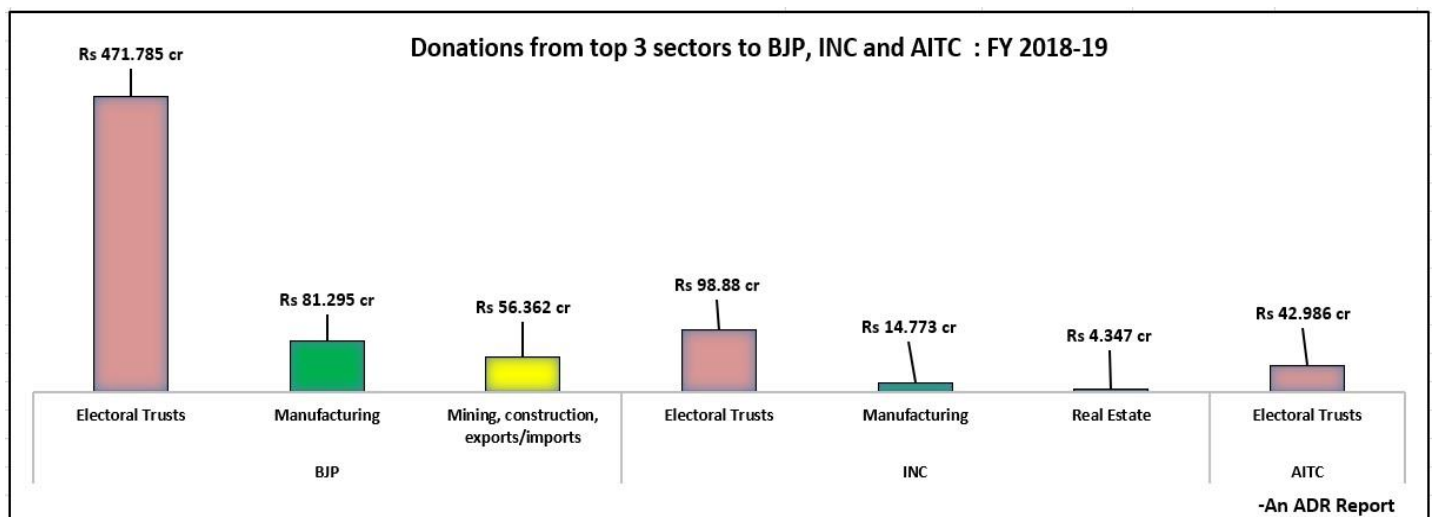
Categorization of donors based on their type of businesses for FY 2018-19 (in Rs cr)				
S. No.	Sector	Donors considered under this category	Total donations made	Percentage share
		companies, financiers, accounting, Chartered Accountants, Bank, commodity brokers, insurance & pension services		
7	Healthcare	Pharmaceuticals, Hospitals, diagnostic centres, nursing homes, hospital and research centres, medical imaging, hospital management	5.83	0.66%
8	Shipping Industry and transport	Port, shipping companies, freight services, courier companies, toll-ways, packers and movers, transportation business houses, logistics, aviation, motor dealers	2.92	0.33%
9	Hospitality, Travels and Recreation	Hotels, club/ resorts, decorators, taxi owners, travel agencies/solutions, cruise companies, Restaurants, Amusement Parks, Event Management, entertainment, gym, casino, lottery	1.673	0.19%
10	Associate/ associations, corporation	Consultancy services, corporations, organizations, builders' association, housing corporations, detectives, security & intelligence services, traders' association, trade unions, employees' union, Philanthropy/Charity, NGO, Project Management	1.35	0.15%
11	Education	Educational institutes, colleges and schools, coaching centres, publishing, sports academy/coaching centres	0.31	0.04%
12	Trust & Group of companies	Family Trusts, Religious Trusts, Education Trusts, Charitable Trusts, Foundations, Group of companies*	0.296	0.03%
13	Power & Oil	Power generation and distribution companies, power plants, oil & gas industries, gas distribution/agencies, pipeline laying	0.257	0.03%
14	Communication	Telecom houses, cable networks, advertising, marketing, publicity, tele-services, media	0.115	0.01%
15	Unsegregated	Incomplete or no presence online or no clarity about the nature of their work	20.57	2.33%
Total donation made by corporate and business houses			Rs 881.26 cr	100%



VI. Sectors with top donations to National Parties

- In FY 2018-19, Electoral Trust donated the maximum amount of Rs 617.65 cr followed by Manufacturing sector, contributing a total of Rs 96.88 cr and Mining, Construction, Exports/Imports sector, contributing a total of Rs 64.61 cr to the 5 National parties.
- BJP, INC and AITC received the maximum contributions from Electoral Trusts. BJP received the highest, Rs 471.785 cr, followed by INC with Rs 98.88 cr and AITC with Rs 42.986 cr.
- NCP received the maximum contributions from Mining, Construction, Exports/Imports, Rs 5.65 cr.
- BJP is the only party that received donations from all sectors.
- BJP received the highest donations from 13 sectors (except Education) including Manufacturing (Rs 81.295 cr), Mining, construction, exports/imports (Rs 56.362 cr), Real Estate (Rs 27.434 cr) etc.
- 78.31% of the total donations under the Unsegregated category was also received by the BJP.

Sector-wise donations received by National Parties for FY 2018-19 (in Rs cr)						
Sector	BJP	INC	AITC	NCP	CPM	Grand Total
Electoral Trusts	471.785	98.88	42.986	4	0	Rs 617.65 cr
Manufacturing	81.295	14.773	0	0.445	0.365	Rs 96.88 cr
Mining, construction, exports/imports	56.362	2.5	0	5.65	0.103	Rs 64.61 cr
Real Estate	27.434	4.347	0	0.2	0.004	Rs 31.985 cr
Others	23.857	0.53	0	0.25	0.346	Rs 24.98 cr
Finance	9.978	1.005	0	0.8	0.05	Rs 11.833 cr
Healthcare	5.126	0.5	0	0	0.202	Rs 5.83 cr
Shipping Industry and transport	2.902	0.005	0	0	0.01	Rs 2.92 cr
Hospitality, Travels & Recreation	1.386	0.26	0	0	0.027	Rs 1.673 cr
Associate/ associations, corporation	1.314	0.032	0	0	0.0025	Rs 1.35 cr
Education	0.059	0.2	0	0	0.05	Rs 0.31 cr
Trust & Group of companies	0.286	0.01	0	0	0	Rs 0.296 cr
Power & Oil	0.132	0.125	0	0	0	Rs 0.257 cr
Communication	0.115	0	0	0	0	Rs 0.115 cr
Unsegregated	16.109	4.435	0	0	0.027	Rs 20.57 cr
Grand Total	Rs 698.14 cr	Rs 127.602 cr	Rs 42.986 cr	Rs 11.345 cr	Rs 1.187 cr	Rs 881.26 cr



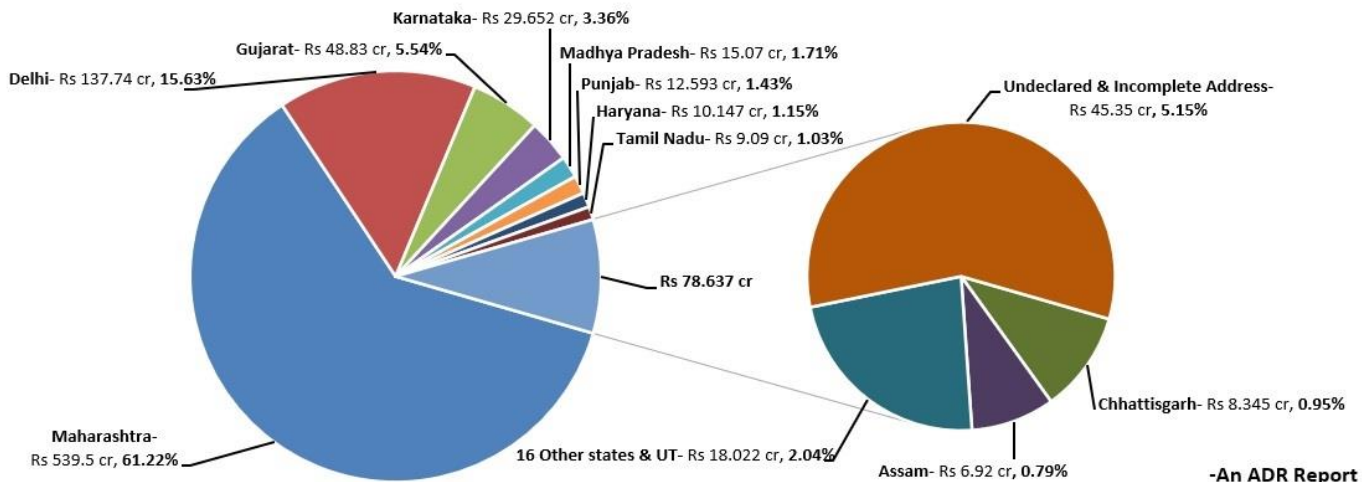
VII. State-wise corporate donations to National Parties

- Top three states from where maximum corporate donations were received, in FY 2018-19, were **Maharashtra (Rs 539.50 cr)**, **Delhi (Rs 137.74 cr)**, and **Gujarat (Rs 48.83 cr)**.
- Donations from **Maharashtra** constituted **61.22%** of the total corporate donations, followed by **Delhi** at **15.63%**.
- Donations with incomplete & undeclared address of corporates** also formed a sum of **Rs 45.35 cr**, which was **5.15%** of the total corporate donations.
- Rs 499.65 cr** or **80.90%** of the total corporate donations from electoral trusts was received in **Maharashtra**.
- Sectors from where **maximum contributions were received in Delhi** were **Electoral Trust** (Rs 107.50 cr), **Manufacturing** (Rs 21.513 cr), **Real Estate** (Rs 5.133 cr) and **Mining, Construction, Exports/Imports** (Rs 2.343 cr).

Top 10 state-wise wise donations of National Parties (in Rs cr) FY 2018-19

States/UT	Electoral Trusts	Manufacturing	Mining, construction, exports/imports	Real Estate	Others	Finance	Healthcare	Shipping Industry and transport	Hospitality, Travels & Recreation	Associate/associations, corporation	Education	Trust & Group of companies	Power & Oil	Communication	Unsegregated	Grand Total
Maharashtra	499.65	3.447	22.3	8.393	0.75	1.05	0.4	0.795	0.005	0.01	0	0	0	0	2.7	Rs 539.50 cr
Delhi	107.5	21.513	2.343	5.133	0.44	0.026	0.0093	0.0092	0.28	0.015	0.005	0.15	0.002	0	0.314	Rs 137.74 cr
Gujarat	0	14.838	12.802	4.898	5.62	2.23	0.0096	1.316	0.143	0.032	0.0025	0.025	0.0826	0.005	6.827	Rs 48.83 cr
Karnataka	0	0.9	0.8	9.1	13	2	3	0	0.002	0	0.2	0	0	0	0.65	Rs 29.652 cr
Madhya Pradesh	0	14.96	0	0.11	0	0	0	0	0	0	0	0	0	0	0	Rs 15.07 cr
Punjab	0	12.013	0.01	0	0	0.25	0.3	0	0	0.02	0	0	0	0	0	Rs 12.593 cr
Haryana	0	8.763	0.055	0.325	0.393	0	0.1	0.12	0.076	0	0	0	0.02	0	0.295	Rs 10.147 cr
Tamil Nadu	8.50	0.01	0.03	0	0.54	0	0	0.01	0	0	0	0	0	0	0	Rs 9.09 cr
Chhattisgarh	0	1.54	6.2	0.049	0.112	0.002	0.01	0.035	0	0.002	0	0	0.1	0	0.295	Rs 8.345 cr
Assam	0	5.787	0.08	0	0.117	0	0	0.535	0	0	0	0	0	0	0.4	Rs 6.92 cr
16 Other states & UT	2	4.674	1.278	1.535	0.986	1.052	0.741	0.053	1.03	0.07	0.0125	0.1	0	0	4.49	Rs 18.022 cr
Undeclared & Incomplete Address	0	8.435	18.712	2.442	3.022	5.223	1.26	0.0465	0.137	1.20	0.09	0.021	0.052	0.11	4.6	Rs 45.35 cr
Grand Total	Rs 612.65 cr	Rs 96.88 cr	Rs 64.61 cr	Rs 31.985 cr	Rs 24.98 cr	Rs 11.833 cr	Rs 5.83 cr	Rs 2.92 cr	Rs 1.673 cr	Rs 1.35 cr	Rs 0.31 cr	Rs 0.296 cr	Rs 0.257 cr	Rs 0.115 cr	Rs 20.57 cr	Rs 881.26 cr

Top 10 State-wise donations of National Parties- FY 2018-19



-An ADR Report

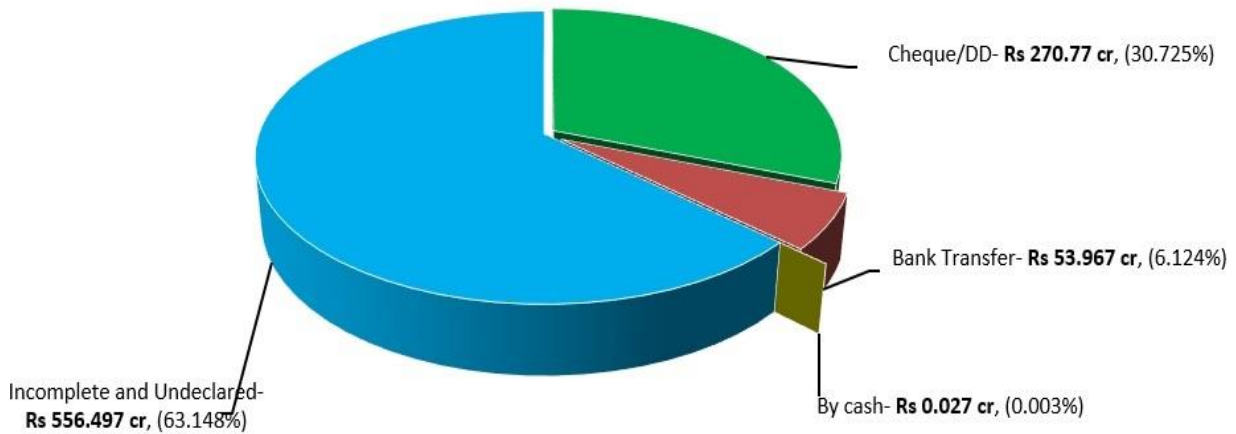
VIII. Mode of payments of donations received by National Parties

- Overall, **highest amount** has been received through **Cheque/DD (Rs 270.77 cr)**, followed by **Bank Transfer (Rs 53.967 cr)**.
- Mode of payment is either incomplete or undeclared in case for **204 donations** through which National parties received a huge sum of **Rs 556.497 cr**, which forms **63.15%** of the total amount of donations received by corporate/business houses.
- 91.50%** or **Rs 509.2 cr** of the total donations with incomplete and undeclared mode of payment have been received by the **BJP** alone while **24 donations** or **Rs 3.99 cr** of the total donations with incomplete or undeclared mode of payment was received by the **INC**.
- 100%** of corporate donations to **AITC** either have incomplete or undeclared mode of payment. This was also the case for the FY 2016-17 and 2017-18.

Party	Mode of Payments declared by National parties: FY- 2018-19 (in Rs cr)								Total number of donations	Total amounts of Contribution
	Cheque/DD		Bank Transfer		By cash		Incomplete and Undeclared			
	Number of donations	Amount of Contribution	Number of donations	Amount of Contribution	Number of donations	Amount of Contribution	Number of donations	Amount of Contribution		
BJP	1345	138.793	74	50.147	0	0	159	509.2	1578	Rs 698.14 cr
INC	95	120.492	5	3.12	0	0	24	3.99	124	Rs 127.602 cr
NCP	14	10.65	3	0.695	0	0	0	0	17	Rs 11.345 cr
CPM*	36	0.834	1	0.005	5	0.027	20	0.321	62	Rs 1.187 cr
AITC	0	0	0	0	0	0	1	42.986	1	Rs 42.986 cr
Grand Total	1490 donations	Rs 270.77 cr	83 donations	Rs 53.967 cr	5 donations	Rs 0.027 cr	204 donations	Rs 556.497 cr	1782 donations	Rs 881.26 cr

* Amount of donation was not mentioned for 1 out of 62 donors

Mode of Payments declared by National Parties for FY 2018-19

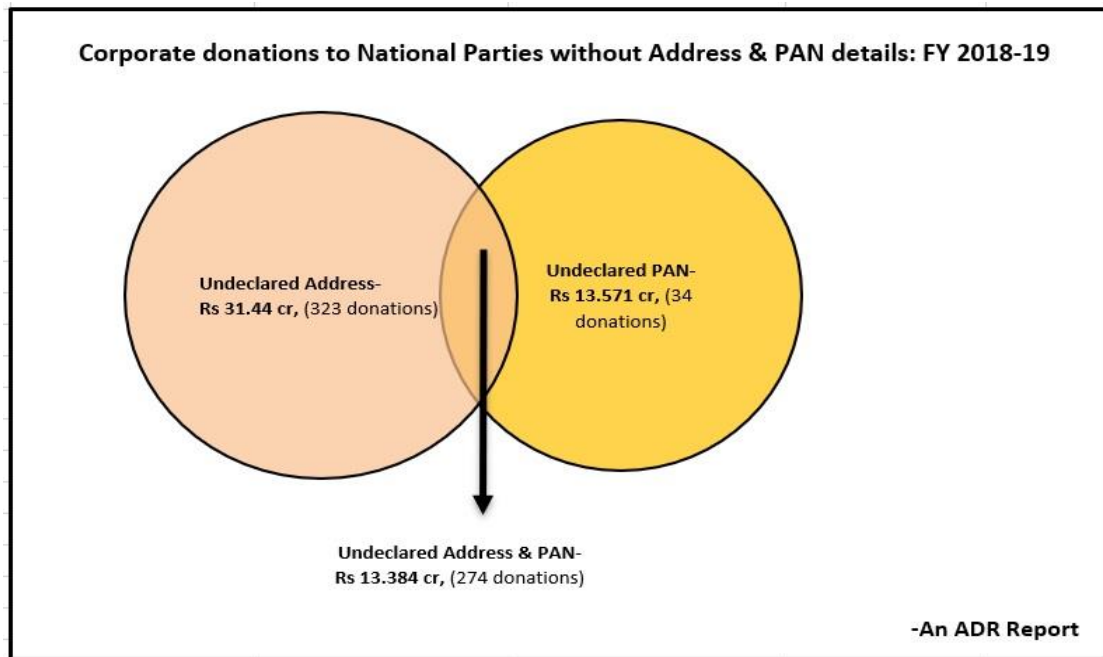


-An ADR Report

IX. Donations without PAN, address or both

- A total of **323 donations** through which National parties received **Rs 31.44 cr** do not have **address details** in the contribution form.
- 96.47% of such donations** worth **Rs 30.33 cr** without address details belong to the **BJP**.
- National parties have received **Rs 13.571 cr** from **34 donations** which **do not have PAN**.
- In case of **274 donations** through which **Rs 13.384 cr** have been received, **neither PAN details, nor address is available**.
- 99.75% of such donations** worth **Rs 13.35 cr** without PAN and address details belong to the **BJP**.
- Overall, there were a total of **631 donations** declared by National parties in which there was absolutely **no information related to PAN or address or details of both PAN and address details**. Such contributions amount to **Rs 58.395 cr**.

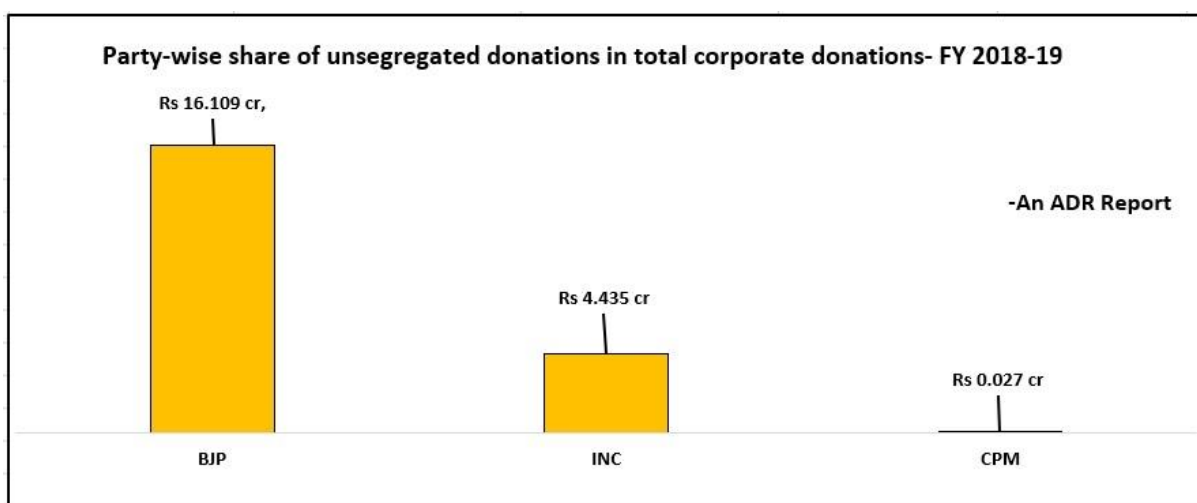
National Parties Undeclared Address, PAN and Both details for FY 2018-19								
Party Name	Undeclared Address		Undeclared PAN		Undeclared - Address & PAN details		Total No. of donations	Total Donations (Rs in cr)
	No. of donations	Donations (Rs.)	No. of donations	Donations (Rs.)	No. of donations	Donations (Rs.)		
BJP	278	30.33	26	13.43	265	13.35	569	Rs 57.11 cr
CPM	44	1.1	1	0.002	9	0.034	54	Rs 1.136 cr
INC	1	0.01	7	0.139	0	0	8	0.149 Cr
Grand Total	323	Rs 31.44 cr	34	Rs 13.571 cr	274	Rs 13.384 cr	631	Rs 58.395 cr



X. Unsegregated Donations

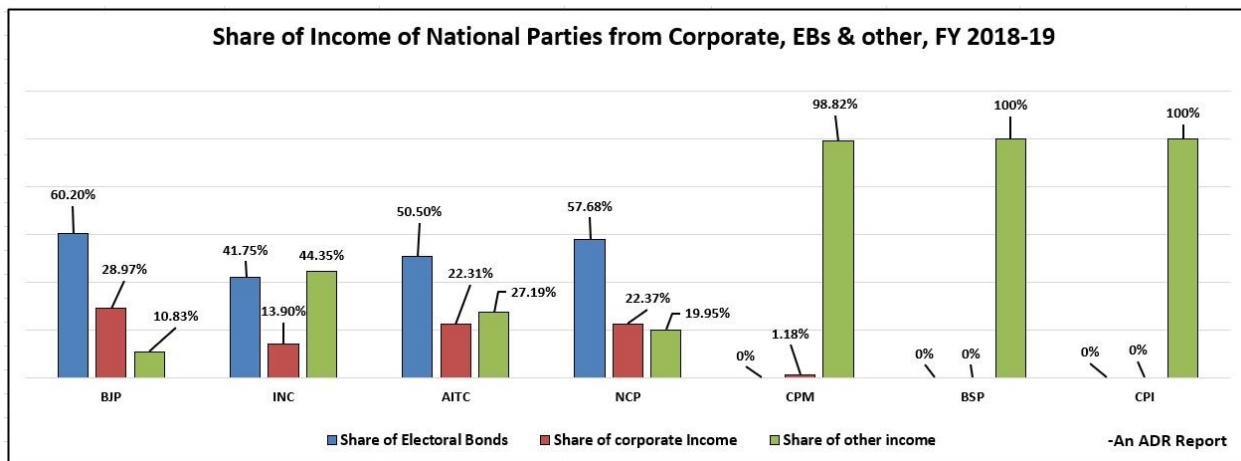
- 5 National Parties reported receiving **343 donations** amounting to **Rs 20.57 cr** from such corporate entities who have **zero internet presence** or if they do there is **ambiguity about the nature of their work**.
- Contact details of most of these companies were unavailable in cases where they were visible online.
- Such contributions have not been segregated into different sectors due to incomplete information.
- BJP** has received **78.32%** or **Rs 16.109 cr** of the total **unsegregated donations** while all donors to AITC & NCP were segregated into various sectors.

Unsegregated donations	BJP	INC	CPM	Total
Amount contributed	16.109	4.435	0.027	Rs 20.57 cr
Total no. of donations	319	17	7	343 donations



XI. Share of donations to parties from corporates and Electoral Bonds

- The total income of the 7 National parties for the FY 2018-19 amounted to a total of **Rs 3749.37 cr.**
- 91.92%** of the total **bonds redeemed** since inception were in the **denomination of Rs 1 cr.** There was little or no demand for bonds of lower denominations, like Rs 10,000 or Rs 1 lakh, suggesting that **max donations are made by corporates** and not by salaried individuals/small businessmen.
- In FY 2018-19, **Rs 1960.68 cr** or **52.294%** of the highest share of **income** of National parties came from **Electoral Bonds** followed by **Rs 881.26 cr** or **23.504%** from **corporates & business houses** and **Rs 907.43 cr** or **24.202%** from **other income**.
- 60.20%** of **BJP's** total income was from donations via **Electoral Bonds** while in case of **INC**, this share was **41.75%** and for **NCP**, it was **57.68%**.
- In FY 2018-19, among all National parties, **BJP** received the **highest share of corporate income (28.97%)** followed by **NCP (22.37%)** and **AITC (22.31%)**.



Party Name	Sources of Income of National Parties: Financial Year : 2018-19						
	Total Income (A)	Income from Electoral Bonds (B)	Share of Electoral Bonds (B/A*100)	Income from corporate (C)	Share of corporate Income (C/A*100)	Other Income (D)	Share of other income (D/A*100)
BJP	2410.08	1450.89	60.20%	698.14	28.97%	261.05	10.83%
INC	918.03	383.26	41.75%	127.602	13.90%	407.168	44.35%
AITC	192.65	97.28	50.50%	42.986	22.31%	52.384	27.19%
NCP	50.71	29.25	57.68%	11.345	22.37%	10.115	19.95%
CPM	100.96	0	0%	1.187	1.18%	99.773	98.82%
BSP	69.79	0	0%	0	0%	69.79	100%
CPI	7.15	0	0%	0	0%	7.15	100%
Total	Rs 3749.37 cr	Rs 1960.68 cr	52.294%	Rs 881.26 cr	23.504%	Rs 907.43 cr	24.202%

- f) For the breakdown of the **share of income of National parties** from the aforesaid sources in **FY 2017-18**, refer to the table given below.

Party Name	Sources of Income of National Parties: Financial Year: 2017-18						
	Total Income (A)	Income from Electoral Bonds (B)	Share of Electoral Bonds (B/A*100)	Income from corporate (C)	Share of corporate Income (C/A*100)	Other Income (D)	Share of other income (D/A*100)
BJP	1027.34	210	20.44%	400.196	38.95%	417.144	40.60%
INC	199.15	5	2.51%	19.297	9.69%	174.854	87.80%
AITC	5.167	0	0%	0	0%	5.167	100.00%
NCP	8.15	0	0%	1.637	20.09%	6.513	79.91%
CPM*	104.847		0%	0.857	0.82%	103.99	99.18%
BSP	51.694	0	0%	0	0.00%	51.695	100.00%
CPI	1.55	0	0%	0.005	0.32%	1.545	99.68%
Total	Rs 1397.90 cr	Rs 215 cr	15.38%	Rs 421.99 cr	30.19%	Rs 760.91 cr	54.43%

Disclaimer

The source of donor details used in this report is the contribution reports submitted by the registered political parties to the Election Commission of India. The data can be accessed from the website of the Election Commission of India [here](#).

While all effort has been made to ensure that the information is in keeping with what is mentioned in the statements submitted by the political parties, in case of discrepancy between information in this report and that given in their statements, the information reported by the political parties should be treated as correct. Association for Democratic Reforms (ADR), National Election Watch (NEW) and their volunteers are not responsible or liable for any damage arising directly or indirectly from the publication of this report.

Contact Details

Media and Journalist Helpline +91 80103 94248 Email: adr@adrindia.org https://adrindia.org/about-adr/state-coordinators	Maj Gen Anil Verma (Retd.) Head, NEW & ADR +91 8826479910 anilverma@adrindia.org	Prof Jagdeep Chhokar IIM Ahmedabad (Retd) Founder, NEW & ADR +919999620944 jchhokar@gmail.com	Prof Trilochan Sastry IIM Bangalore Founder, NEW & ADR +919448353285, tsastry@gmail.com
--	---	---	--

Donate to ADR

We need your help to support our #MeraVoteMeraDesh campaign for upcoming State Assembly Elections. The campaign aims to eradicate corruption & criminalization in the political process, empower the voters through greater dissemination of information on the candidates and the parties.

You can contribute to us using the following QR Code or access the link on our website [here](#).



ADR Speaks Podcast

ADR Speaks is a podcast series on issues related to electoral & political reforms. It focuses on the findings of ADR reports analysing background details of candidates, sources of political parties' income, election expenditure, Electoral Bonds etc. In these episodes, ADR breaks down key findings of its reports for simple understanding & accessibility to the general public, enabling them to make an informed choice. ADR podcast will also host discussions with experts, research scholars, public intellectuals, former election officials etc. on issues concerning India's democratic politics. Please click on the icon to access the episodes on ADR website.



Listen to Our Podcast on



Other platforms



Annexure – 1

Details of top donors of BJP – FY 2018-19

BJP Top 10 Donors- Financial Year- 2018-2019						
S. No	Name	Complete Address of the Contributing Person/Company	PAN (Yes/No)	Total Donations (Rs.)	Amount of Contribution (Rs.)	Mode of Contribution *(Cheque/Demand Draft /cash)
1	Progressive Electoral Trust	Elphinstone Building, 10 Veer Nariman Road, Fort, Mumbai- 400001	Yes	3,56,53,55,172	3,56,53,55,172	Cheque, 401076, India, Mumbai Main Office Branch
2	Prudent Electoral Trust	G-15, Hans Bhawan, 1 Bahadurshah Zafar Marg, New Delhi-2	Yes	67,25,00,000	20,00,00,000	Cheque, 000375, 214, Kailash Bld, K.G. Marg New Delhi
		G-15, Hans Bhawan, 1 Bahadurshah Zafar Marg, New Delhi-2	Yes		13,00,00,000	Cheque, 000381, 214, Kailash Bld, K.G. Marg New Delhi
		G-15, Hans Bhawan, 1 Bahadurshah Zafar Marg, New Delhi-2	Yes		6,00,00,000	Cheque, 000389, 214, Kailash Bld, K.G. Marg New Delhi
		G-15, Hans Bhawan, 1 Bahadurshah Zafar Marg, New Delhi-2	Yes		5,00,00,000	Cheque, 000364, 214, Kailash Bld, K.G. Marg New Delhi
		G-15, Hans Bhawan, 1 Bahadurshah Zafar Marg, New Delhi-2	Yes		5,00,00,000	Cheque, 000378, 214, Kailash Bld, K.G. Marg New Delhi
		G-15 Hans Bhawan, 1 Bahadurshah Zafar Marg Delhi	Yes		5,00,00,000	340, 214 Kailash Building 26 Kasturth
		G-15 Hans Bhawan, 1 Bahadurshah Zafar Marg Delhi-02	Yes		5,00,00,000	343, HDFC Bank, 209-214 Kailash Building 26 Kasturba Gandhi Marg New Delhi-01
		G-15, Hans Bhawan, 1 Bahadurshah Zafar Marg, New Delhi-2	Yes		2,00,00,000	Cheque, 000358, 214, Kailash Bld, K.G. Marg New Delhi
		G-15, Hans Bhawan, 1 Bahadurshah Zafar Marg, New Delhi-2	Yes		2,00,00,000	Cheque, 000388, 214, Kailash Bld, K.G. Marg New Delhi
		G-15 Hans Bhawan, 1 Bahadurshah Zafar Marg, New Delhi	Yes		2,00,00,000	000360, HDFC, 22.11.2018
		G-15, Hans Bhawan, 1 Bahadurshah Zafar Marg, New Delhi-2	Yes		1,00,00,000	Cheque, 000361, 214, Kailash Bld, K.G. Marg New Delhi
		G-15, Hans Bhawan, 1, Bahadurshah Zafar Marg New Delhi-110002	Yes		1,00,00,000	HDFC, Building 26, Kasturba Gahdi, 30.11.2018
		G-15, Hans Bhawan, 1 Bahadurshah Zafar Marg, New Delhi-2	Yes		25,00,000	Cheque, 000369, 214, Kailash Bld, KG Marg New Delhi
3	Ab General Electoral Trust	Queens Mansion 1st Floor Prescott Road Fort Mumbai	Yes	28,00,00,000	5,00,00,000	44, HDFC Bank, und Floor Nanik Motwani Marg Fort Mumbai
		Queens Mansion 1st Floor Prescott Road Fort Mumbai	Yes		5,00,00,000	45, HDFC Bank, und Floor Nanik Motwani Marg Fort Mumbai
		Queens Mansion 1st Floor Prescott Road Fort Mumbai	Yes		5,00,00,000	52, HDFC Bank, und Floor Nanik Motwani Marg Fort Mumbai
		Queens Mansion 1st Floor Prescott Road Fort Mumbai	Yes		5,00,00,000	62, Hdfc Bank, und Floor Nanik otvani Marg Fort Mumbai

BJP Top 10 Donors- Financial Year- 2018-2019

S. No	Name	Complete Address of the Contributing Person/Company	PAN (Yes/No)	Total Donations (Rs.)	Amount of Contribution (Rs.)	Mode of Contribution *(Cheque/Demand Draft /cash)
		Queens Mansion 1st Floor Prescott Road Fort Mumbai	Yes		5,00,00,000	64, Hdfc Bank
		Mumbai	Yes		2,00,00,000	000060, HDFC
		Mumbai	Yes		1,00,00,000	000061, HDFC
4	B.G. Shirke Construction Technology Pvt Ltd	72-76, Mudhwa , Pune-411036	No	15,00,00,000	10,00,00,000	By Rtgs, Date 29-03-19
		72-76, Mudhwa , Pune-411036	Yes		5,00,00,000	850407, Karnatak Bank Ltd Pune Main Br. Date 26-03-19
5	Modern Road Makers Pvt Ltd		Yes	15,00,00,000	10,00,00,000	114681, 03.09.18
			Yes		5,00,00,000	114727, 25.02.19
6	ITC Infotech India Ltd	18, Banaswadi Main Road, Maruthiseva Nagar, Bengaluru-560005	Yes	13,00,00,000	13,00,00,000	Cheque, Dfc House No.51 Kasturba Road
7	Hero Cycle Ltd	Hero Nagar, G.T. Road, Ludhiana-141003, Punjab	Yes	12,10,00,000	4,00,00,000	RTGS
		Hero Nagar, G.T. Road, Ludhiana-141003, Punjab	Yes		3,00,00,000	RTGS
		Hero Nagar, G.T. Road, Ludhiana-141003, Punjab	Yes		3,00,00,000	RTGS
		Hero Nagar, G.T. Road, Ludhiana-141003, Punjab	Yes		2,00,00,000	RTGS
			Yes		10,00,000	269455
8	ITC Ltd	Thapar House, 2nd Floor 124, Janpath, New Delhi-110001	Yes	10,57,50,000	10,57,50,000	Cheque, Bagh, Dalhousie Square, Kolkata
9	Uflex Ltd	305, 3Rd Flr, Bhanot Corner, Pamposh Enclave, Gk-I, New Delhi-48	Yes	10,00,00,000	5,00,00,000	Cheque, P2 Jop Plaza Sec 18 Noida
		305, 3Rd Flr, Bhanot Corner, Pamposh Enclave, Gk-I, New Delhi-48	Yes		5,00,00,000	Cheque, P2 Jop Plaza Sec 18 Noida
10	Harmony Electoral Trust	Industrial House, Off No. 1 to 1A To 13, S.No.49/3-3B/49, Opp. Kalyansteels Ltd, Mp-1, Ghorpadi, Pune-411001	Yes	10,00,00,000	5,00,00,000	Cheque, 000007, Bhandarkar Road, Opp. Sane Dair
		Industrial House, Off No. 1 to 1A To 13, S.No.49/3-3B/49, Opp. Kalyansteels Ltd, Mp-1, Ghorpadi, Pune-411001	Yes		5,00,00,000	Cheque, 000008, Bhandarkar Road, Opp. Sane Dairy

Details of top donors to INC – FY 2018-19

INC Top 10 Donors- Financial Year- 2018-2019						
S. No	Name	Complete Address of the Contributing Person/Company	PAN (Yes/No)	Total Donations (Rs.)	Amount of Contribution (Rs.)	Mode of Contribution *(Cheque/Demand Draft /cash)
1	M/s Progressive Electoral Trust	Elphinstone Building, 10, Veer Nariman Road Fort, Mumbai	Yes	55,62,96,552	55,62,96,552	Ch.No.401077, Dtd.28.03.2019, CBI, Main Branch, Mumbai
2	M/s Prudent Electoral Trust	G 15, Hans Bhawan, 1, Bahadur Shah Zafar Marg, New Delhi	Yes	39,00,00,000	5,00,00,000	Ch.No.000349, Dtd.25.10.2018, HDFC Bank, KG Marg, New Delhi
		G15, Hans Bhawan, 1, Bahadur Shah Zafar Marg, New Delhi	Yes		5,00,00,000	Ch.No.000376, Dtd.19.03.2019, HDFC Bank, Kailash Building, K.G. Marg, New Delhi
		G-15, Hans Bhawan, 1, Bahadur Shah Zafar Marg New Delhi	Yes		5,00,00,000	Ch.No.000384, Dtd.27.03.2019, HDFC Bank, K.G. Marg New Delhi
		G 15, Hans Bhawan, 1, Bahadur Shah Zafar Marg, New Delhi	Yes		5,00,00,000	Ch.No.000348, Dtd.25.10.2018, HDFC Bank Ltd, K.G. Marg, New Delhi
		G 15, Hans Bhawan, 1, Bahadur Shah Zafar Marg, New Delhi	Yes		4,00,00,000	Ch.No.000353, Dtd.05.11.2018, HDFC Bank, Kg Marg New Delhi
		G15, Hans Bhawan, 1, Bahadur Shah Zafar Marg, New Delhi	Yes		3,00,00,000	Ch.No.000354, Dtd.22.11.2018, HDFC Bank, KG Marg, New Delhi
		G15, Hans Bhawan, 1, Bahadur Shah Zafar Marg, New Delhi	Yes		2,00,00,000	Ch.No.000357, Dtd.26.11.2018, HDFC Bank Ltd, K.G. Marg, New Delhi
		G15, Hans Bhawan, 1, Bahadur Shah Zafar Marg, New Delhi	Yes		2,00,00,000	Ch.No.000363, Dtd.04.12.2018, HDFC Bank Ltd, K.G. Marg, New Delhi
		G15, Hans Bhawan, 1, Bahadur Shah Zafar Marg, New Delhi	Yes		2,00,00,000	Ch.No.000359, Dtd.29.11.2018, HDFC Bank Ltd, K.G. Marg, New Delhi
		G-15, Hans Bhawan, 1, Bahadur Shah Zafar Marg New Delhi	Yes		2,00,00,000	Ch.No.000385, Dtd.27.03.2019, HDFC Bank, K.G. Marg, New Delhi
		G-15, Hans Bhawan, 1, Bahadur Shah Zafar Marg New Delhi	Yes		2,00,00,000	Ch.No.000387, Dtd.27.03.2019, HDFC Bank, K.G. Marg New Delhi
		G-15, Hans Bhawan, 1, Bahadur Shah Zafar Marg New Delhi	Yes		2,00,00,000	Ch.No.000390, Dtd.29.03.2019, HDFC Bank, K.G. Marg, New Delhi
3	Gwalior Alcobrew Pvt Ltd	Rairu Farms A.B. Road Gwalior Pin-474010	Yes	7,00,00,000	1,50,00,000	Ch.No.103283, Dt-2.3.2019, IDBI
		Rairu Farms A.B. Road Gwalior Pin-474010	Yes		1,00,00,000	Ch.No.102670, Dt-18.1.19, IDBI
		Rairu Farms A.B. Road Gwalior Pin-474010	Yes		1,00,00,000	Ch.No.102671, Dt-1.2.19, IDBI
		Rairu Farms A.B. Road Gwalior Pin-474010	Yes		1,00,00,000	Ch.No.103281, Dt-14.2.19, IDBI
		Rairu Farms A.B. Road Gwalior Pin-474010	Yes		1,00,00,000	Ch.No.005600/A3, Dt-30.03.2019, IDBI
		Rairu Farms A.B. Road Gwalior Pin-474010	Yes		1,00,00,000	Ch.No.103615, Dt-6.3.2019, IDBI
		Rairu Farms A.B. Road Gwalior Pin-474010	Yes		25,00,000	Ch.No.100403, Dt-17.10.2018, IDBI
		Rairu Farms A.B. Road Gwalior Pin-474010	Yes		25,00,000	Ch.No.100406, Dt-11.2.2018, IDBI

INC Top 10 Donors- Financial Year- 2018-2019						
S. No	Name	Complete Address of the Contributing Person/Company	PAN (Yes/No)	Total Donations (Rs.)	Amount of Contribution (Rs.)	Mode of Contribution *(Cheque/Demand Draft /cash)
4	M/s HEG Ltd	Bhilwara Towers, A-12, Sector-1, Noida-201301	Yes	2,50,00,000	1,50,00,000	Ch.No.110417, Dtd.20.11.2018, ICICI Bank, K-1, Senior Mall, Sec-18, Noida, UP
		Bhilwara Towers, A-12, Sector-1, Noida-201301	Yes		1,00,00,000	Ch.No.110372, Dtd.06.11.2018, ICICI Bank, K-1, Senior Mall, Sec-18, Noida, UP
5	Nirma Limited	Nirma House, Ashram Road, Ahmedabad	Yes	2,50,00,000	1,00,00,000	Cheque, BOB
		Nirma House, Ashram Road, Ahmedabad	Yes		1,00,00,000	Cheque, BOB
		Nirma House, Ashram Road, Ahmedabad, Gujarat	Yes		50,00,000	Ch.No.050550, Dtd.30.11.2018, Yes Bank Ltd, C.G. Road, Ahmedabad
6	Bagmane Developers Pvt Ltd	Outer Ring Rd. Karthik Nagar, Ferns City, Doddanekkundi, Bengaluru, Karnataka-560048	Yes	2,00,00,000	2,00,00,000	RTGS
7	AB General Electoral Trust	Queens Menson 1st Floor, Prescott Road, Fort, Mumbai	Yes	2,00,00,000	2,00,00,000	Ch.No.000040, Dtd.11.04.2018, HDFC Bank Ltd. Manekri Wadia Bldg. GF Namik Hatwani Marg, Fort Mumbai
8	Samaj Electoral Trust Association	9/1, R.N. Mukherjee Road, 5th Floor, Kolkata, West Bengal	Yes	2,00,00,000	2,00,00,000	Ch.No.000054, Dtd.17.11.2018, DCB Bank Ltd, Shakespeare Sarani, Kolkata
9	M/s Katyark Distributions Pvt.Ltd	14/1B, Ezra Street World Trade Centre, Kolkata-700001	Yes	1,00,00,000	1,00,00,000	Ch.No.772867, Dtd.18.03.2019, Axis Bank Ltd, Noida-UP
10	M/s Sarita Computers Pvt. Ltd	303, 3rd Floor, Poddar Court, 18, Ravindra Sarani, Kolkata-700001	Yes	1,00,00,000	1,00,00,000	Ch.No.778357, Dtd.18.03.2019, Axis Bank Ltd, Noida-UP

Details of top donors to NCP – FY 2018-19

NCP Top 10 Donors- Financial Year- 2018-2019						
S. No.	Name	Complete Address of the Contributing Person/Company	PAN (Yes/No)	Total Contribution (Rs.)	Amount of Contribution (Rs.)	Mode of Contribution *(Cheque/Demand Draft /cash)
1	B G Shirke Construction Technology Pvt. Ltd	72-76, Mundhwa, Pune-411036	Yes	5,00,00,000	5,00,00,000	Ch.No.440818, Dt-16.3.2019, Bank of Maharashtra Pune, Date-19.03.2019
2	New Democratic Electoral Trust, Mahindra & Mahindra Ltd	Mahindra Towers, 2nd Flr, Dr. G.M. Bhosale Marg, Worli, Mumbai-400018	Yes	2,00,00,000	2,00,00,000	Cheque No.122, Dt-20.3.2019, HDFC Bank Ltd. Lower Parel, Mumbai, Date-26.03.2019
3	Triumph Electoral Trust	Dare House Extension, 234, N.S.C. Bose Road, Chennai-600001	Yes	1,00,00,000	1,00,00,000	Ch.No.23.3.2019, HDFC Bank Ltd. Tamil Nadu, Chennai, Date-25.03.2019
4	Prudent Electoral Trust	G-15, Hans Bhawan, 1, Bahadurshah Zafar Marg, New Delhi	Yes	1,00,00,000	50,00,000	Ch.No.000345, HDFC Bank, K.G. Marg, New Delhi-110001, Date-15.10.2018
		G-15, Hans Bhawan, 1, Bahadurshah Zafar Marg, New Delhi	Yes		42,40,000	Ch.No.000333, HDFC Bank, K.G. Marg, New Delhi-110001, Date-06.06.2018
		G-15, Hans Bhawan, 1, Bahadurshah Zafar Marg, New Delhi	Yes		7,60,000	Ch.No.000014, HDFC Bank, K.G. Marg, New Delhi-110001, Date-06.06.2018
5	Modern Road Makers Pvt. Ltd	3rd Floor IRB Complex, Chandivali Farm Chandivali Village, Andher (East), Mumbai	Yes	65,00,000	40,00,000	RTGS-INKLR92019030600058515, Dt-6.3.2019, IDBI Bank Ltd, Date-06.03.2019

NCP Top 10 Donors- Financial Year- 2018-2019

S. No.	Name	Complete Address of the Contributing Person/Company	PAN (Yes/No)	Total Contribution (Rs.)	Amount of Contribution (Rs.)	Mode of Contribution *(Cheque/Demand Draft /cash)
		3rd Floor IRB Complex, Chandivali Farm Chandivali Village, Andher (East), Mumbai	Yes		25,00,000	RTGS-IBKLR92019030700063399, Dt-7.3.2019, IDBI Bank Ltd, Date-07.03.2019
6	Naukhal Investment Pvt Ltd	Sarosh Bhavan, 16-B/1, Dt. Ambedkar Road, Pune-411001	Yes	45,00,000	25,00,000	Ch.No.906286, Dt-5.3.2019, Axis Bank Ltd, Pune, Date-13.03.2019
		Sarosh Bhavan, 16-B/1, Dr. Ambedkar Road, Pune-411001	Yes		20,00,000	Ch.No.90627, Dt-13.2.2019, Axis Bank Ltd. Pune, Date-15.02.2019
7	Cyzachem Private Ltd	Sarosh Bhavan, 16-B/1, Dt. Ambedkar Road, Pune-411001	Yes	40,00,000	30,00,000	Ch.No.833091, Dt-2.3.2019, Axis Bank Ltd, Pune, Date-13.03.2019
		Sarosh Bhavan, 16-B/1, Dt. Ambedkar Road, Pune-411001	Yes		10,00,000	Ch.No.833082, Dt-15.2.2019, Axis Bank Ltd, Pune, Date-15.02.19
8	Chanda Investment Trading Co Pvt. Ltd	Sarosh Bhavan, 16-B/1, Dt. Ambedkar Road, Pune-411001	Yes	35,00,000	25,00,000	Ch.No.837419, Dt-5.3.2019, Axis Bank Ltd, Pune, Date-13.03.2019
		Sarosh Bhavan, 16-B/1, Dt. Ambedkar Road, Pune-411001	Yes		10,00,000	Ch.No.837415, Dt-13.2.2019, Axis Bank Ltd. Pune, Date-15.02.2019
9	SEZ Biotech Services Pvt Ltd	212/2, Off. Soli Poonawala Road, Hadapsar, Pune-411028	Yes	25,00,000	25,00,000	Ch.No.707284, Dt-6.3.2019, Axis Bank Ltd, Pune, Date-13.03.2019
10	Apporva Realtors & Finvest Pvt. Ltd	Sarosh Bhavan, 16-B/1, Dt. Ambedkar Road, Pune-411001	Yes	20,00,000	20,00,000	Ch.No.670513, Dt-5.3.2019, Axis Bank Ltd, Pune, Date-13.03.2019

Details of top donors to CPM – FY 2018-19

CPM Top 10 Donors- Financial Year- 2018-2019						
S. No	Name	Complete Address of the Contributing Person/Company	PAN (Yes/No)	Total Donations (Rs.)	Amount of Contribution (Rs.)	Mode of Contribution *(Cheque/Demand Draft /cash)
1	K. Sreedharan & Co. Pvt. Ltd		Yes	23,00,000	15,00,000	Dt-19.5.18, SBI Kannur
			Yes		8,00,000	580946, Dt-19.5.18, SBI Kannur
2	Natco Pharma Ltd		Yes	20,00,000	20,00,000	7803, Indusind Bank
3	Joseco Fashion Jewellers		Yes	12,00,000	10,00,000	31698, Dt-22.3.19, HDFC
			Yes		2,00,000	76366, Dt-7.12.18, Federal Bank
4	Seematti Textiles		Yes	10,00,000	5,00,000	861319, Dt-1.12.18, South Indian Bank
			Yes		3,00,000	16059, Dt-18.3.19, South Indian Bank
			Yes		2,00,000	16060, Dt-18.3.19, South Indian Bank
5	Brilliant Study Centre Pala		Yes	5,00,000	5,00,000	847072, Dt-1.12.18, South Indian Bank
6	Kosamttom Finance Ltd		Yes	5,00,000	5,00,000	Dt-22.3.19, South Indian Bank
7	Synergies Castings Ltd		Yes	4,00,000	4,00,000	
8	Unipower Transformers Pvt Ltd		Yes	3,00,000	3,00,000	407215, Dt-5.12.18, SBI
9	Vellappally Brothers		Yes	2,50,000	2,50,000	101779119, Dt-3.12.18, Federal Bank
10	Vellappally Construction		Yes	2,50,000	1,50,000	474258, Dt-29.12.18, South Indian Bank
			Yes		1,00,000	10188, Dt-16.3.19, South Indian Bank

Details of top donors to AITC – FY 2018-19

AITC- Financial Year- 2018-2019					
S. No.	Name	Complete Address of the Contributing Person/Company	PAN (Yes/No)	Amount of Contribution (Rs.)	Mode of Contribution *(Cheque/Demand Draft /cash)
1	Progressive Electoral Trust	Elphinstone Building 10, Veer Nariman Rd. Fort, Mumbai-400001	Yes	42,98,65,517	Cheque