

1st June, 2018

Press Release

Karnataka Assembly Elections 2018

Analysis of Vote Share, Margin of Victory and Representativeness of Winners

Association for Democratic Reforms

T-95, C.L. House, 2nd Floor,
Near Gulmohar Commercial Complex
Gautam Nagar,
New Delhi-110 049
Phone: +91-011-4165-4200
Fax : +91-11-46094248
Email : adr@adrindia.org

To report any electoral violations and malpractices during elections download the Election Watch Reporter (Android App)

https://play.google.com/store/apps/details?id=com.webrosoft.election_watch_reporter

Contents

Summary and Highlights	3
Vote Share and Representativeness of Winners	5
Representation of Political Parties	5
Voter Turnout	7
Vote Share of Winner	8
<i>Winners with highest vote share</i>	9
<i>Winners with Least Vote Share</i>	9
<i>Party Wise Winners with Less than 50% of Vote Share</i>	10
Representativeness of Winners	12
<i>Party-wise Winners with less than 40% of Representativeness</i>	13
Margin of Victory for Winners	14
Performance of Women Winners in Karnataka Assembly Elections, 2018	19
Performance of Re-elected Winners in Karnataka Assembly Elections, 2018	20
None of the Above	21
Vote Share and Representativeness of Winners in Karnataka Assembly Elections	23
Margin of Victory of Winners from Karnataka Assembly Elections	31
Contact Details	55
DISCLAIMER	55

Summary and Highlights

ADR and Karnataka Election Watch (KEW) have analysed the vote share for the 222 constituencies in the Karnataka Assembly Elections, 2018. The elections in two constituencies namely Jayanagar and Rajarajeshwari Nagar have not been held.

- In the Karnataka Assembly Elections 2018, 83 political parties and independents were in the fray. These included, 6 national political parties, 8 state political parties and 69 registered unrecognized parties. In comparison, during the 2013 Karnataka State Assembly elections, 59 political parties were in the fray. These included, 6 national political parties, 7 state political parties and 45 registered unrecognized parties. This reflects that there has been **41% increase in the number of political parties that contested in 2018 from 2013**
- The **voter's turnout** for the Karnataka Assembly was **74%** whereas voter's turnout in 2013 assembly elections was **71%**.
- **Vote Share of Winners**
 - The winners of the Karnataka State Assembly elections, 2018 won by an average of 48 % of total votes polled. In the 2013 elections winners won by an average of 44% of total votes polled.
 - **99(45%)** winners won with 50% and above of the total votes polled in their constituency
 - **123(55%)** winners won with less than 50% of the total votes polled in their constituency.
 - Out of 104 winner of **BJP**, **53(51%)** won with less than 50 % of total votes polled in their constituencies. **48(61%)** out of 78 winners from **INC**; **19(50%)** out of 38 winners from **JD(S)**; **1(100%)** winner each from **KPJP and BSP** have won with less than 50% of total votes polled in their constituency.
 - **44(57%)** out of 77 winners with declared criminal cases have won with a vote share of 50% and above.
 - **95(44%)** out 215 **crorepati winners** have won with a vote share of 50% and above.
- **Representativeness of Winners**
 - All the winners of the Karnataka State Assembly Elections, 2018 won with an average of 36% of the total registered voters. This implies that the winners represents on an average, 36% of the total electorate. In the Karnataka State Assembly Elections, 2013 won by an average of 32% of the total registered votes.
 - Out of 104 winner of **BJP**, **69(66%)** have won less than 40% of votes of the total registered voters in the constituency. **61(78%)** out of 78 winners from **INC**; **15(39%)** out of 38 winners from **JD(S)**; **1(100%)** winner each from **KPJP and BSP** have won less than 40 % of votes of the total registered voters in the constituency.
- **Margin of Victory**
 - 5 winners have won with margin of victory of less than 1000 votes.
 - 8 winners have won with more than 30% of margin of victory.

- Winners with Declared Criminal Cases and their Margin of Victory:

1. **49** out of 77 winners with declared criminal cases have won against a runners up with a clean background.
2. Among these 49 winners, 12 winners have won with more than 20 % margin of victory.
3. Among these, Dr. Ashwat H Narayan CN (BJP) from Malleshwaram constituency won with 44% margin of victory.

- Crorepati Winners and their Margin of Victory:

1. 18 out of 215 crorepati winners have won against a non-crorepati runners up.
2. Among these 18 winners, 7 winners have won with more than 20 % margin of victory.
3. Among these, Mr. Yathindra S (INC) from Varuna constituency won with 33% margin of victory.

➤ Performance of Women Winners

- Among the 222 winners, 7 are women.
- Among the women winners, Ms. Laxmi R Hebbalkar(INC) from Belgaum Rural Constituency has won with the highest vote share, i.e. 55% in her constituency. She has won with 28% representativeness and % of margin of victory.

➤ Performance of Re-elected Winners

- Out of total 94 re-elected winners, none have won with less than 32 % of vote share in their respective constituency. **45(48%)** have won with more than 50% of vote share.
- **21(22%)** re-elected winners have won with less than 5% of margin of victory whereas 7 have won with more than 30% of margin of victory.

➤ NOTA

- The NOTA button instated by the ECI in 2013 gave the voters an options of rejecting all the candidates in their constituency. The total number of votes polled for None-of-the-above option were 322841 votes during the Karnataka State Assembly Elections, 2018.
- Out of total votes polled for NOTA, 22% (70,941 votes) of votes were polled in 55 Red Alert Constituencies. Red Alert Constituencies refer to constituencies where among the contesting candidates, 3 or more candidates have declared criminal cases against themselves.

Vote Share and Representativeness of Winners

Representation of Political Parties

In the Karnataka Assembly Elections 2018, 83 political parties and independents were in the fray. These included, 6 national political parties, 8 state political parties and 69 registered unrecognized parties. In comparison, during the 2013 Karnataka State Assembly elections, 59 political parties were in the fray. These included, 6 national political parties, 7 state political parties and 45 registered unrecognized parties. This reflects that there has been **41% increase** in the number of political parties that contested in 2018 from 2013.

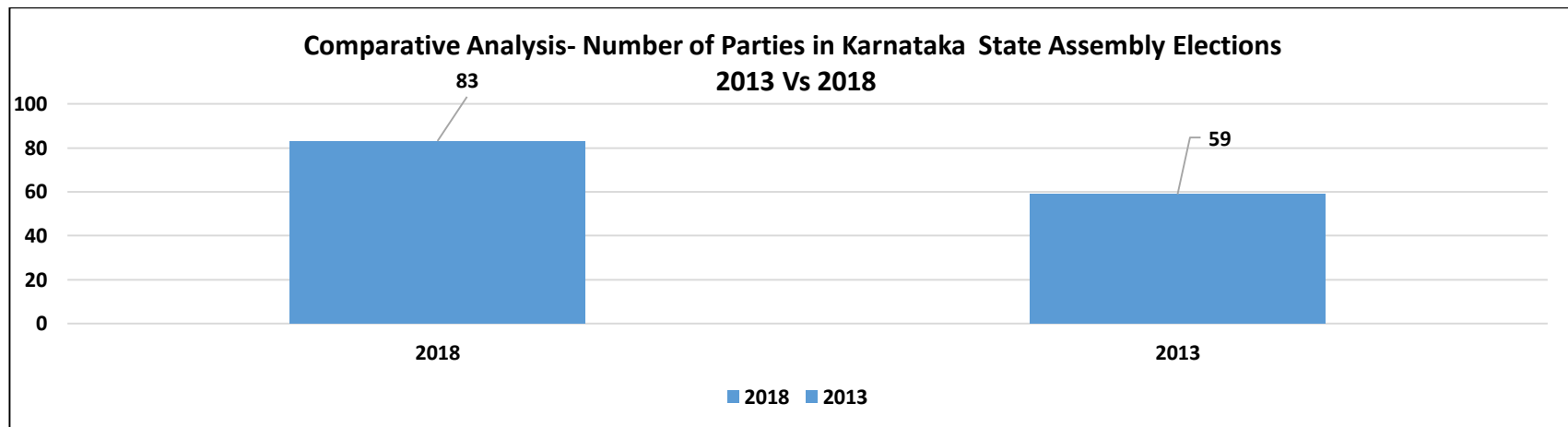


Figure: Number of Political Parties: 2013 Vs 2018

Count	Karnataka Assembly Elections, 2013					Karnataka Assembly Elections, 2018				
	National Political parties	State Political Parties	Registered Unrecognized Parties	Independents	Total	National Political Parties	State Political Parties	Registered Unrecognized Parties	Independents	Total
No. of Parties	6	7	45	NA	59	6	8	69	NA	83
No. of Candidates	670	391	670	1217	2948	495	321	677	1129	2622

Table: Number of Political Parties and Candidates

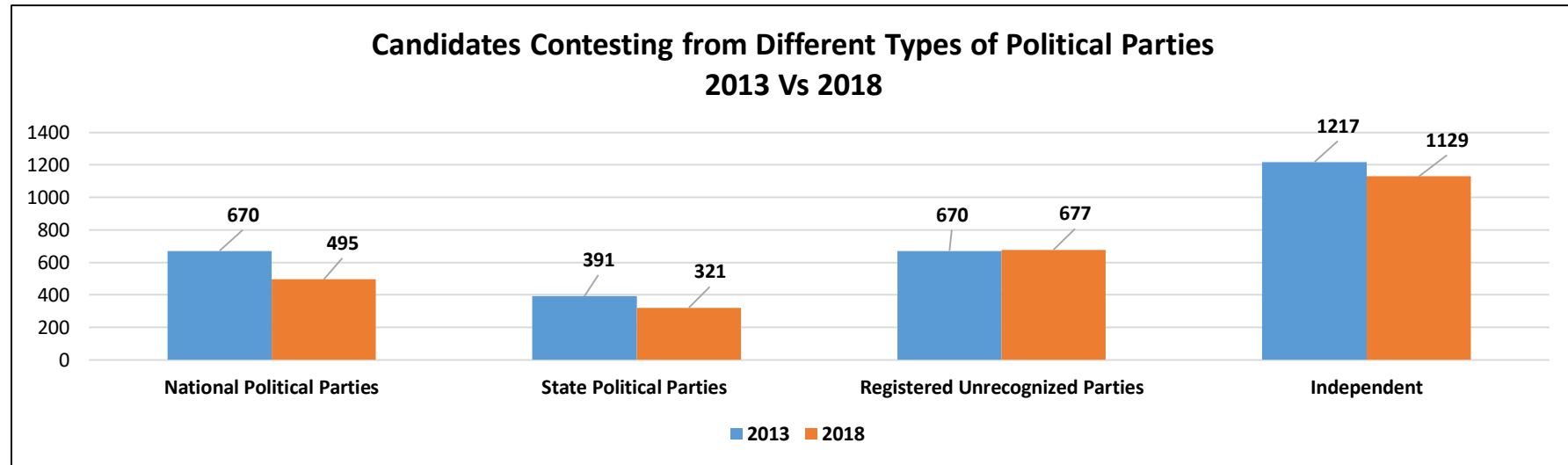


Figure: Candidates Contesting from Different Types of Political Parties

Voter Turnout

The voter's turnout for the Karnataka Assembly was **74%** whereas voter's turnout in 2013 assembly elections was **71%**.

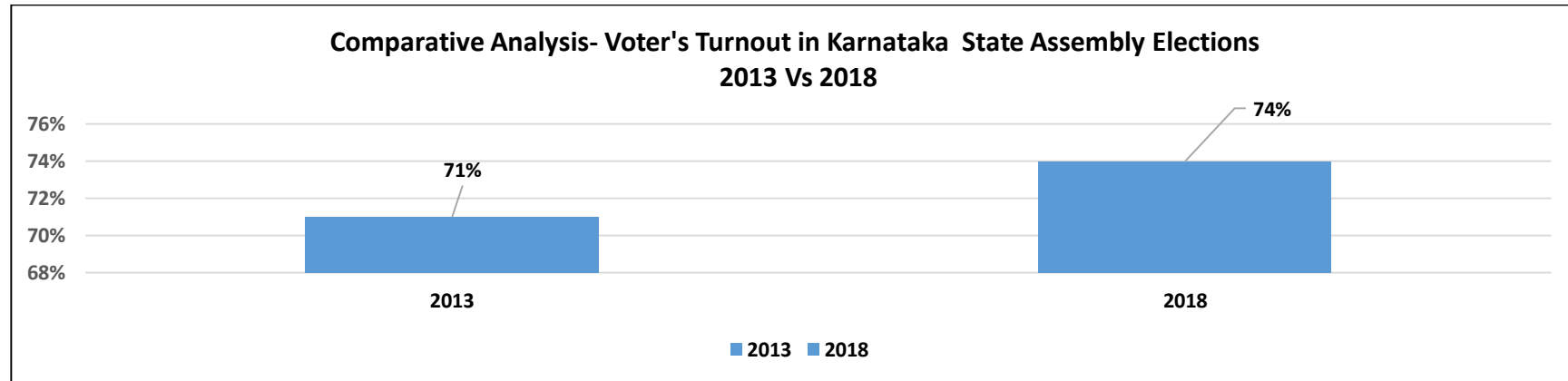


Figure: Comparative Analysis – Voters' Turnout

Vote Share of Winner

The percentage of vote share was calculated by dividing the votes polled for the winner by the total number of valid votes polled. The value of vote share represents votes won by the winning candidates among the total number of valid votes polled.

$$\text{Votes Share} = \frac{\text{Total Votes Polled for Winner}}{\text{Total No. of Valid Votes Polled}}$$

The winners of the Karnataka State Assembly elections, 2018 won by an average of 48 % of total votes polled. In the 2013 elections winners won by an average of 44% of total votes polled.

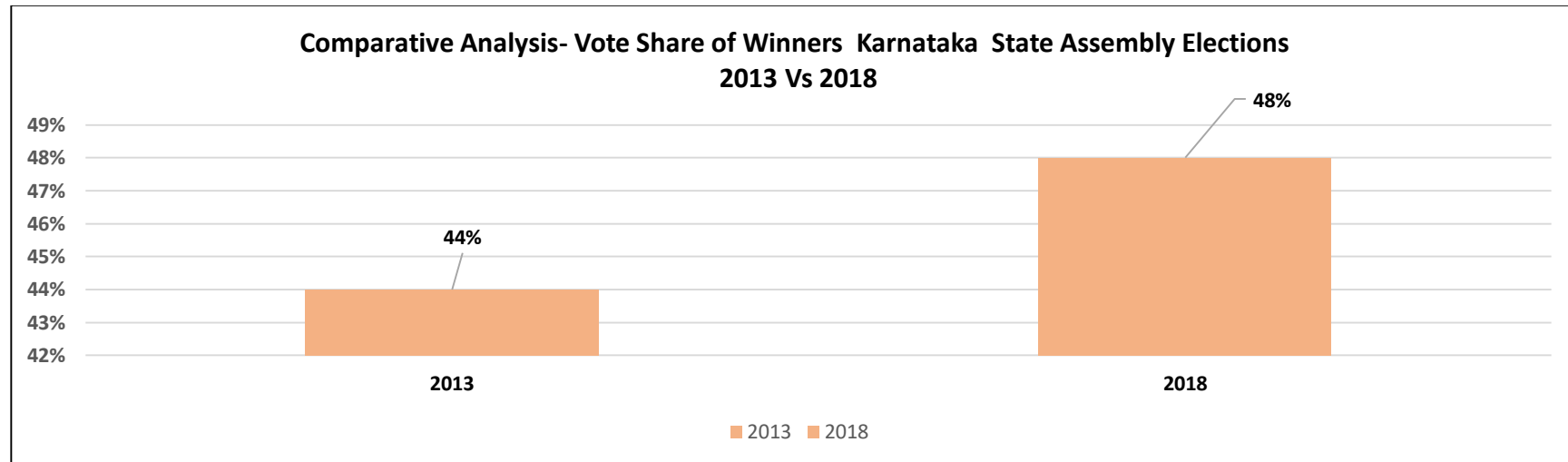


Figure: Comparative Analysis – Vote Share of Winners

Number of Winners and their vote Share

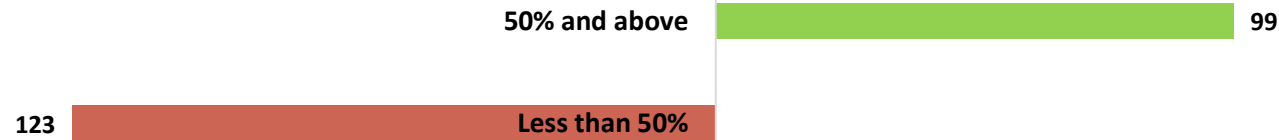


Figure: No. of Winners- Vote Share

Winners with highest vote share: 99(45%) winners won with 50% and above of the total votes polled in their constituency. The top 3 winners who have attained the highest vote share during the Karnataka State Assembly Elections, 2018 are given below:

S.No.	Winner	Party for Winner	Constituency	Total Registered Voters	Total Votes polled	Votes Polled for the Winner	% Vote share for the Winner
1	R. AKHANDA SRINIVASAMURTHY	Indian National Congress	Pulakeshinagar	231913	126432	97574	77%
2	D K SHIVAKUMAR	Indian National Congress	Kanakapura	220409	186152	127552	69%
3	DR. ASHWATH NARAYAN.C.N.	Bharatiya Janata Party	Malleshwaram	213537	123665	83130	67%

Table: Winners with highest vote share

Winners with Least Vote Share: 123(55%) winners won with less than 50% of the total votes polled in their constituency. The top 3 winners who have attained the least vote share during the Karnataka State Assembly Elections, 2018 are given below:

S.No.	Winner	Party for Winner	Constituency	Total Registered Voters	Total Votes polled	Votes Polled for Winner	% Vote share for Winner
1	DR. ANJALI HEMANT NIMBALKAR	Indian National Congress	Khanapur	204694	154219	36649	24%
2	YASHVANTHARAYGOUDA VITTALAGOUDA PATIL	Indian National Congress	Indi	228742	168111	50401	30%
3	D S SURESH	Bharatiya Janata Party	Tarikere	180224	149593	44940	30%

Table: Winners with least vote share

- Party Wise Winners with Less than 50% of Vote Share Out of 104 winner of **BJP**, **53(51%)** won with less than 50 % of total votes polled in their constituencies. **48(61%)** out of 78 winners from **INC**; **19(50%)** out of 38 winners from **JD(S)**; **1(100%)** winner each from **KPJP** and **BSP** have won with less than 50% of total votes polled in their constituency.

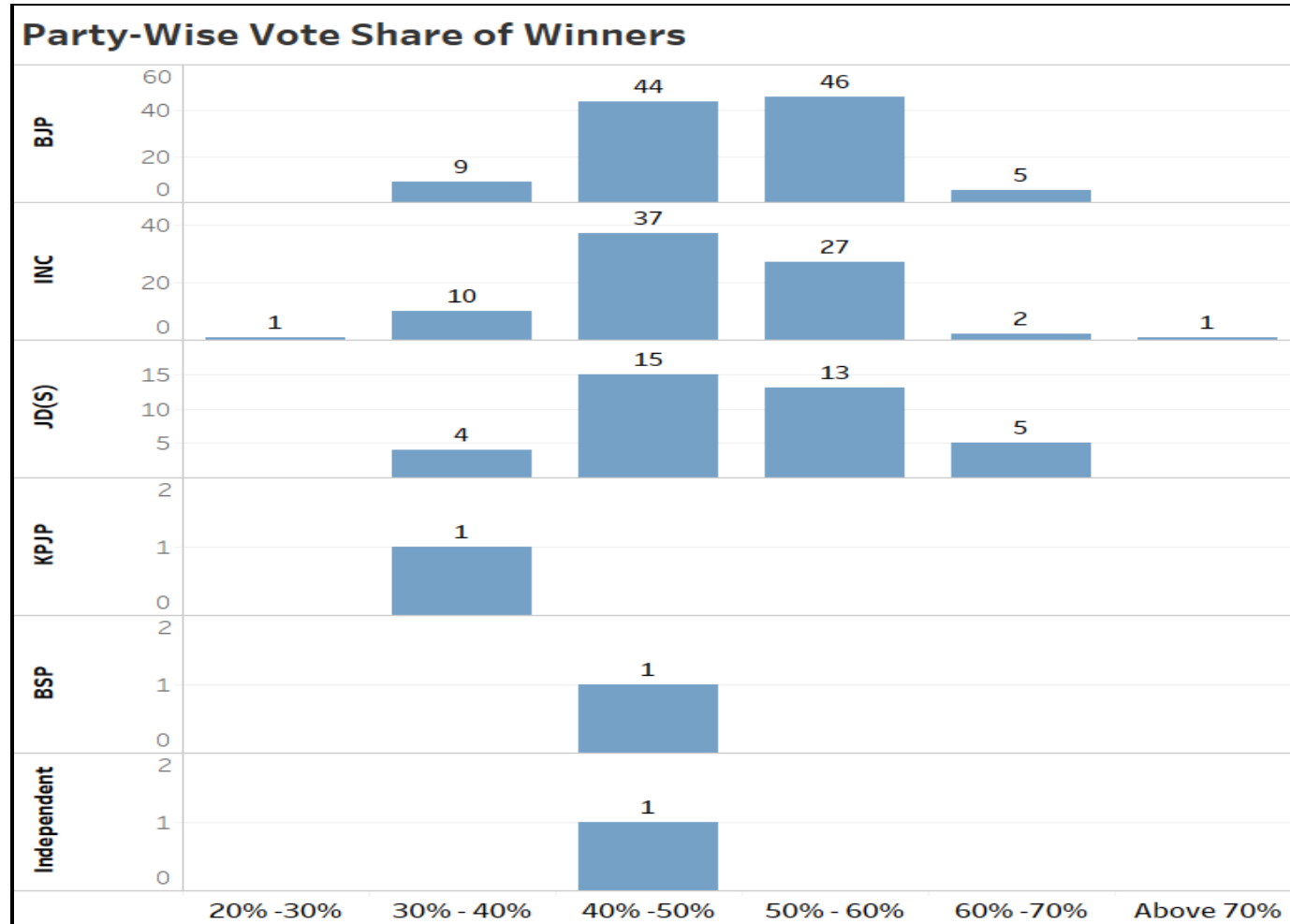


Figure: Party Wise Winners with Less than 50% of Vote Share

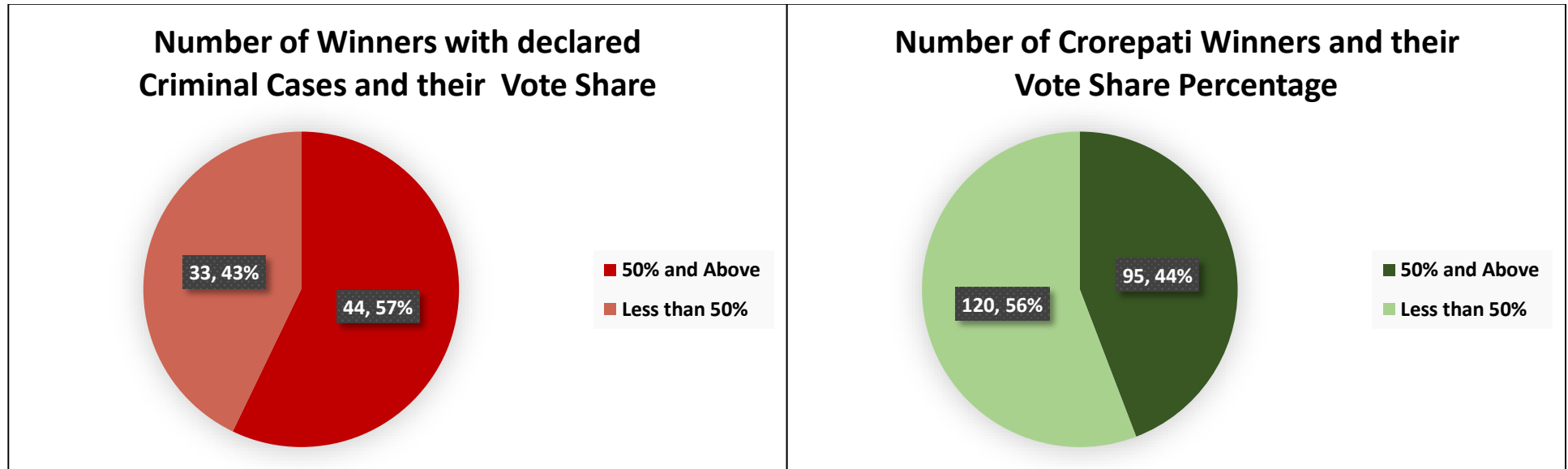


Figure: Vote Share of Winners with declared criminal cases and Crorepati Winners

Winners with Declared Criminal Cases and their Vote Share: 44(57%) out of 77 winners with declared criminal cases have won with a vote share of **50% and above**.

Crorepati Winners and their Vote Share: 95(44%) out of 215 crorepati winners have won with a vote share of **50% and above**.

Representativeness of Winners

The percentage of representation is calculated by dividing the votes polled for the winner by the electorate i.e. the total number of registered voters. This value represents the percentage of votes won by the winning candidate among the total number of registered voters in the constituency.

$$\text{Representativeness} = \frac{\text{Total Votes polled for Winner}}{\text{Total No. of Registered Voters}}$$

All the winners of the Karnataka State Assembly Elections, 2018 won with an average of 36% of the total registered voters. This implies that the winners represents on an average, 36% of the total electorate. In the Karnataka State Assembly Elections, 2013 won by an average of 32% of the total registered votes.

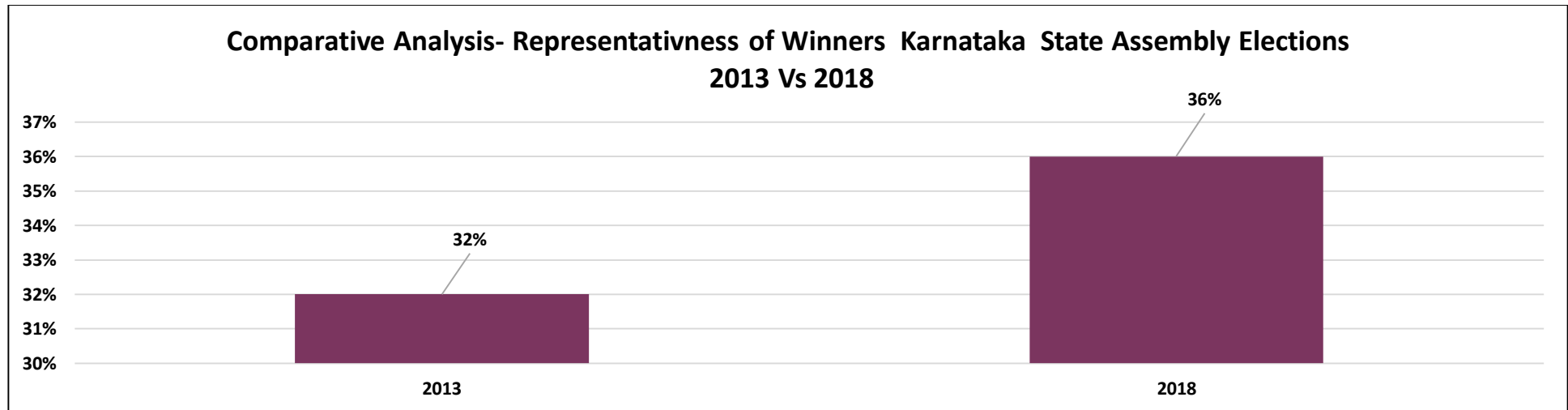


Figure – Comparative Analysis- Representativeness of Winners

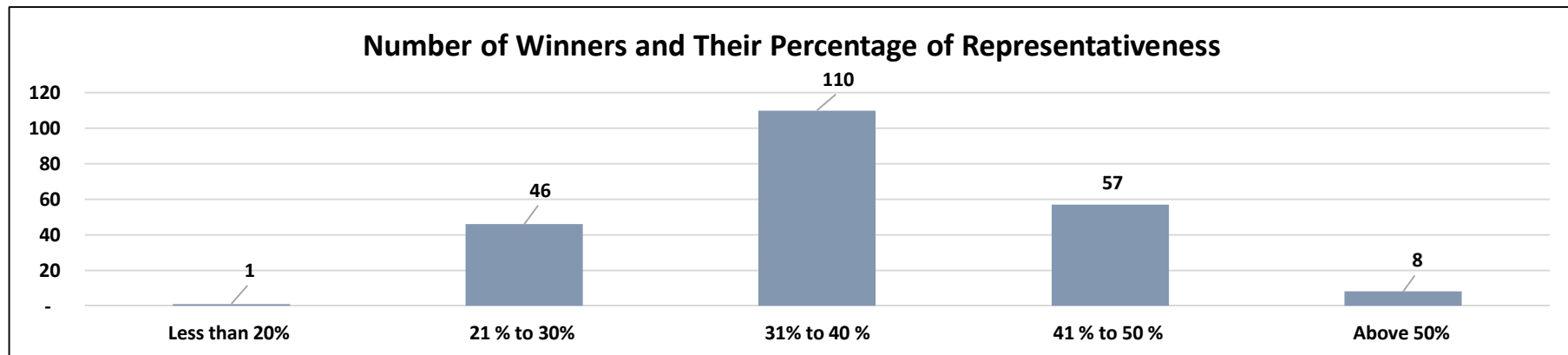


Figure: No. of Winners – Representativeness

- Party-wise Winners with less than 40% of Representativeness**: Out of 104 winner of **BJP**, **69(66%)** have won less than 40% of votes of the total registered voters in the constituency. **61(78%)** out of 78 winners from **INC**; **15(39%)** out of 38 winners from **JD(S)**; **1(100%)** winner each from **KPJP** and **BSP** have won less than 40 % of votes of the total registered voters in the constituency.

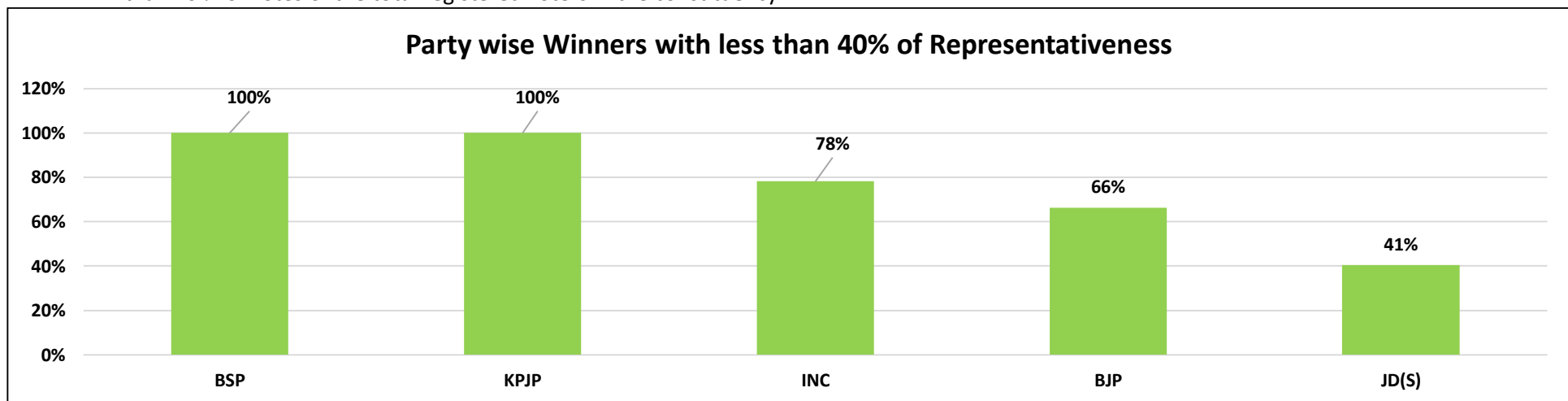


Figure: Party wise Winners with less than 40% of Representativeness

Margin of Victory for Winners

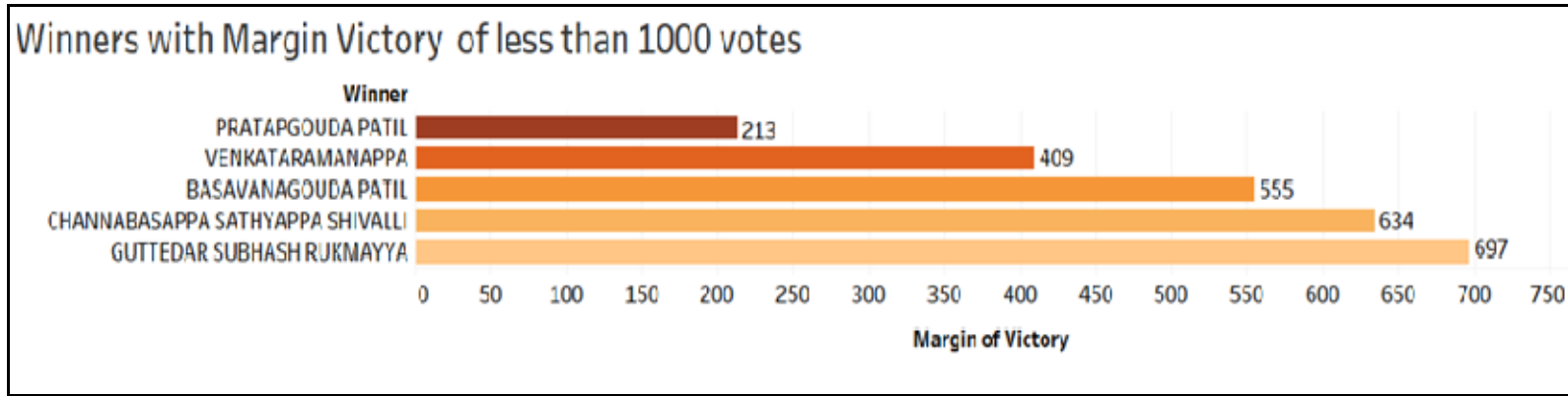


Figure: Winners with Margin of Victory less than 1000 votes

Winners with Margin of Victory less than 1000 votes: The details of winners with Margin of Victory less than 1000 votes are given below:

S.No	Constituency	Total Registered Voters	Total Votes polled	Winner	Party for Winner	Votes Polled for Winner	% Vote share for Winner	Runner up	Party for Runner up	Votes polled for runner up	% of Vote share for Runners Up	Margin of Victory (Winner-Runners Up)	% of Margin of Victory
1	Maski	195504	136716	PRATAPGOUDA PATIL	Indian National Congress	60387	44%	BASANAGOWDA-TURVIHAL	Bharatiya Janata Party	60174	44%	213	0.2%
2	Pavagada	194720	162911	VENKATARAMANAPPA	Indian National Congress	72974	45%	K M THIMMARAYAPPA	Janata Dal (Secular)	72565	45%	409	0.3%
3	Hirekerur	176033	150646	BASAVANAGOUDA PATIL	Indian National Congress	72461	48%	UJANESHWARA BANAKAR	Bharatiya Janata Party	71906	48%	555	0.4%

S.No	Constituency	Total Registered Voters	Total Votes polled	Winner	Party for Winner	Votes Polled for Winner	% Vote share for Winner	Runner up	Party for Runner up	Votes polled for runner up	% of Vote share for Runners Up	Margin of Victory (Winner-Runners Up)	% of Margin of Victory
4	Kundgol	184730	147524	CHANNABASAPPA SATHYAPPA SHIVALLI	Indian National Congress	64871	44%	CHIKKANAGOUDRA SIDDANAGOUD ISHWARAGOD	Bharatiya Janata Party	64237	44%	634	0.4%
5	Aland	229638	160609	GUTTADAR SUBHASH RUKMAYYA	Bharatiya Janata Party	76815	48%	B R PATIL	Indian National Congress	76118	47%	697	0.4%

Table: Winners with Margin of Victory less than 1000 votes

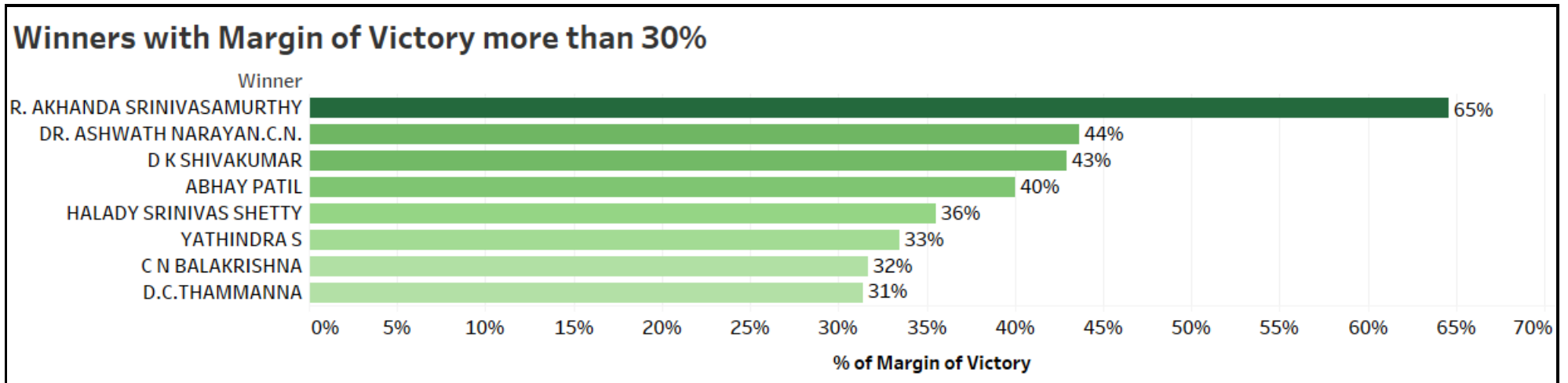


Figure: Winners with Margin of Victory more than 50%

Winners with Margin of Victory more than 30%: The details of Winners with Margin of Victory more than 30% are given below:

S.No	Constituency	Total Registered Voters	Total Votes polled	Winner	Party for Winner	Votes Polled for Winner	% Vote share for Winner	Runners up	Party for Runners up	Votes polled for runners up	Margin of Victory	% of Margin of Victory
1	Pulakeshinagar	231913	126432	R. AKHANDA SRINIVASAMURTHY	Indian National Congress	97574	77%	B. PRASANNAKUMAR	Janata Dal (Secular)	15948	81626	65%
2	Malleshwaram	213537	123665	DR. ASHWATH NARAYAN.C.N.	Bharatiya Janata Party	83130	67%	KENGAL SHREEPADHARENU	Indian National Congress	29130	54000	44%
3	Kanakapura	220409	186152	D K SHIVAKUMAR	Indian National Congress	127552	69%	NARAYANA GOWDA	Janata Dal (Secular)	47643	79909	43%
4	Belgaum Dakshin	230803	146715	ABHAY PATIL	Bharatiya Janata Party	84498	58%	M D LAKSHMINARAYAN (ANNAYYA)	Indian National Congress	25806	58692	40%
5	Kundapura	197109	158644	HALADY SRINIVAS SHETTY	Bharatiya Janata Party	103434	65%	RAKESH MALLI	Indian National Congress	47029	56405	36%
6	Varuna	213812	175048	YATHINDRA S	Indian National Congress	96435	55%	T BASAVARAJU	Bharatiya Janata Party	37819	58616	33%
7	Shravanabelagola	198966	167261	C N BALAKRISHNA	Janata Dal (Secular)	105516	63%	C S PUTTEGOWDA	Indian National Congress	52504	53012	32%
8	Maddur	202418	172095	D.C.THAMMANNA	Janata Dal (Secular)	109239	63%	MADHU G MADEGOWDA	Indian National Congress	55209	54030	31%

Table: Winners with Margin of Victory more than 30%

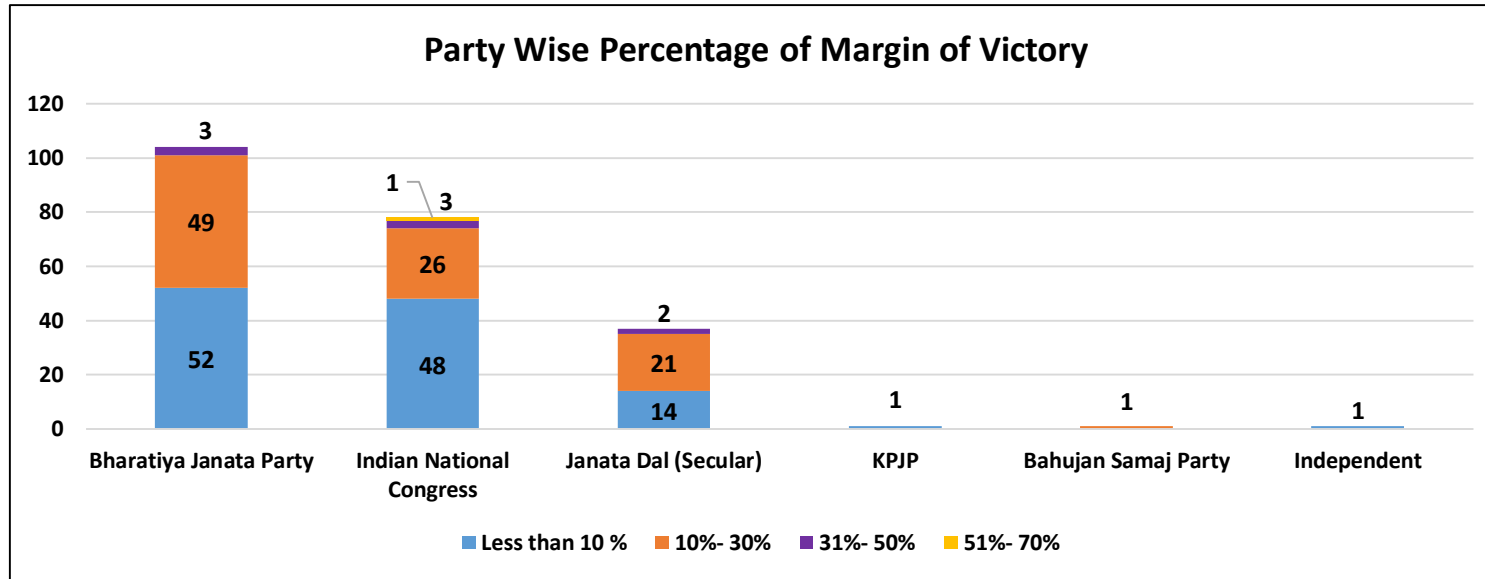


Figure: Party Wise Percentage of Margin of Victory

Percentage	Bharatiya Janata Party	Indian National Congress	Janata Dal (Secular)	KPJP	Bahujan Samaj Party	Independent	Grand Total
Less than 10 %	52	48	14	1	0	1	116
10%- 20%	35	20	14	0	1	0	70
21%- 30%	14	6	7	0	0	0	27
31%- 40%	1	2	2	0	0	0	5
41%- 50%	2	1	0	0	0	0	3
51%- 60%	0	0	0	0	0	0	0
More than 60%	0	1	0	0	0	0	1
Grand Total	104	78	37	1	1	1	222

Table: Party Wise Percentage of Margin of Victory

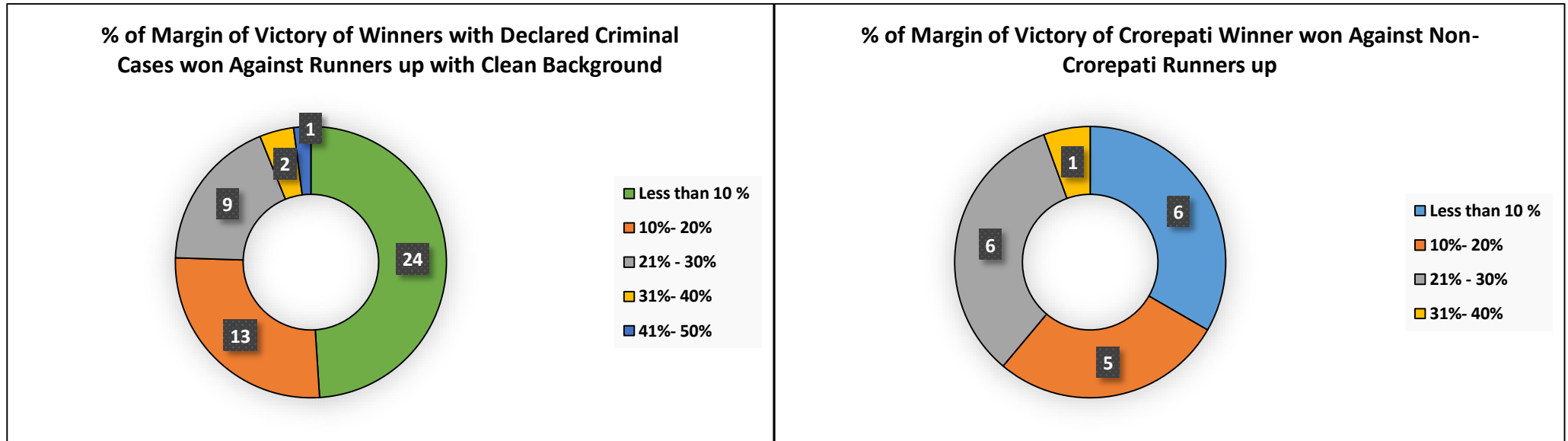


Figure: Margin of Victory of Winners with declared criminal cases and Crorepati Winners

Winners with Declared Criminal Cases and their Margin of Victory:

- 49 out of 77 winners with declared criminal cases have won against a runners up with a clean background.
- Among these 49 winners, 12 winners have won with more than 20% margin of victory.
- Among these, Dr. Ashwat H Narayan C N (BJP) from Malleshwaram constituency won with 44% margin of victory.

Crorepati Winners and their Margin of Victory:

- 18 out of 215 crorepati winners have won against a non-crorepati runners up.
- Among these 18 winners, 7 winners have won with more than 20 % margin of victory.
- Among these, Mr. Yathindra S (INC) from Varuna constituency won with 33% margin of victory.

Performance of Women Winners in Karnataka Assembly Elections, 2018

Performance of Women Winners

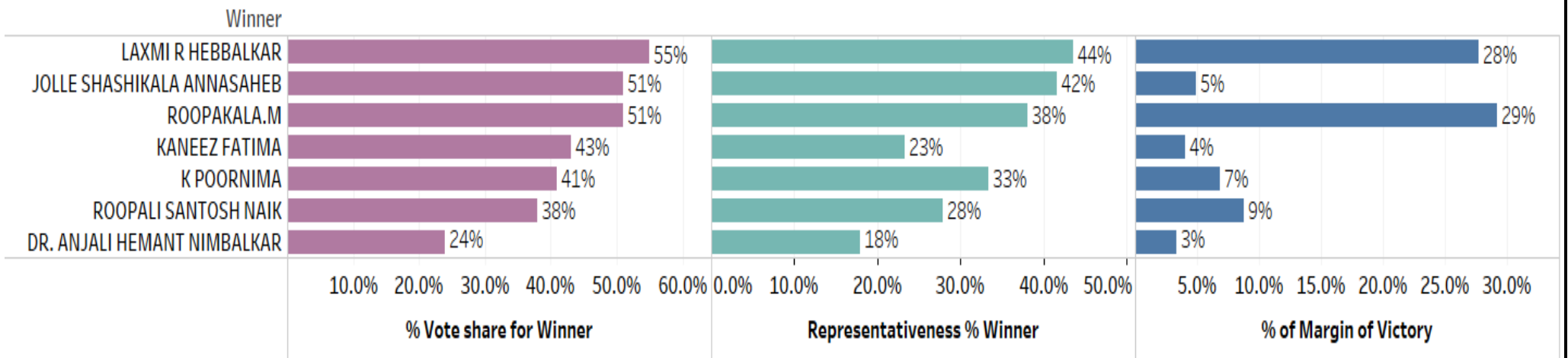


Figure: Performance of Women Winners

- Among the 222 winners, 7 are women.
- Among the women winners, Ms. Laxmi R Hebbalkar(INC) from Belgaum Rural Constituency has won with the highest vote share, i.e. 55% in her constituency. She has won with 44% representativeness and 28% of margin of victory.

Performance of Re-elected Winners in Karnataka Assembly Elections, 2018

Performance of Re-elected Winners

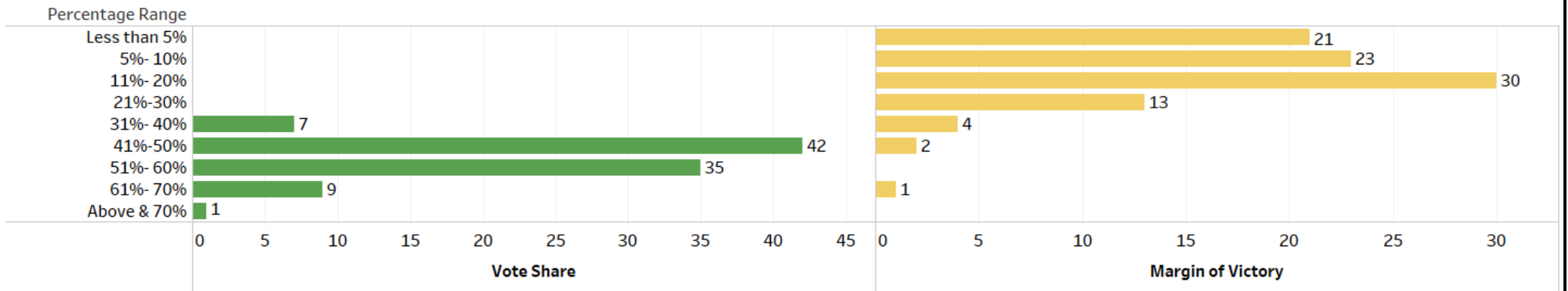
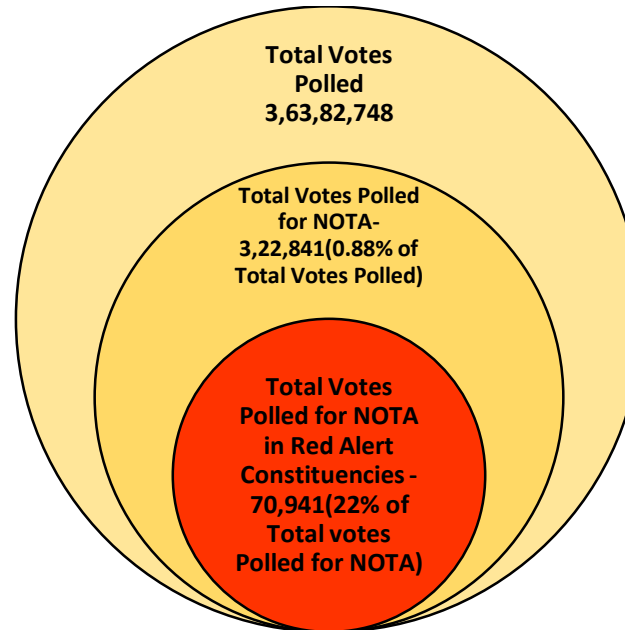


Figure: Performance of Re-Elected Winners

- Out of total 94 re-elected winners, none have won with less than 32 % of vote share in their respective constituency. **45(48%)** have won with more than 50% of vote share.
- **21(22%)** re-elected winners have won with less than 5% of margin of victory whereas 7 have won with more than 30% of margin of victory.

None of the Above



- The NOTA button instated by the ECI in 2013 gave the voters an options of rejecting all the candidates in their constituency. The total number of votes polled for None-of-the-above option were 322841 votes during the Karnataka State Assembly Elections, 2018.
- Out of total votes polled for NOTA, 22% (70,941 votes) of votes were polled in 55 Red Alert Constituencies. Red Alert Constituencies refer to constituency where among the contesting candidates, 3 or more candidates have declared criminal cases against themselves.

- The top ten constituencies with highest votes polled for NOTA are as follows:

S.No	Constituency	Total Registered Votes	Total Votes polled	Winner	Party for Winner	Votes Polled for Winner	Margin of Victory	% of Margin of Victory	Votes Polled for NOTA	% of Votes Polled for NOTA	Red Alert Constituency (Y/N)
1	Bangalore South	581422	331348	M KRISHNAPPA	Bharatiya Janata Party	152469	30417	20%	15829	4.8%	N
2	Mahadevapura	470918	284352	ARAVIND LIMBAVALI	Bharatiya Janata Party	141682	17784	13%	3482	1.2%	N
3	Ron	221059	170561	KALAKAPPA BANDI	Bharatiya Janata Party	83735	7334	9%	2671	1.6%	N
4	Bommanahalli	405039	195510	SATHISH REDDY M	Bharatiya Janata Party	111863	47162	42%	2491	1.3%	N
5	K.R.Pura	438156	253994	B.A.BASAVARAJA	Indian National Congress	135404	32729	24%	2464	1.0%	Y
6	Gurmitkal	241642	151974	NAGANGOUDA KANDKUR	Janata Dal (Secular)	79627	24480	31%	2418	1.6%	N
7	Sarvagnanagar	334473	178091	K.J GEORGE	Indian National Congress	109955	53304	48%	2405	1.4%	N
8	Padmanaba Nagar	267869	161608	R ASHOKA	Bharatiya Janata Party	77868	32166	41%	2404	1.5%	N
9	B.T.M.Layout	263860	135932	RAMALINGA REDDY	Indian National Congress	67085	20478	31%	2365	1.7%	N
10	Karwar	216244	160098	ROOPALI SANTOSH NAIK	Bharatiya Janata Party	60339	14064	23%	2359	1.5%	Y

Table: Top 10 Constituencies with highest votes polled for NOTA

Vote Share and Representativeness of Winners in Karnataka Assembly Elections

S.No	Constituency	Total Registered Votes	Total Votes polled	Winner	Party for Winner	Votes Polled for Winner	% Vote share	% of Representativeness
1	Pulakeshinagar	231913	126432	R. AKHANDA SRINIVASAMURTHY	Indian National Congress	97574	77%	42%
2	Kanakapura	220409	186152	D K SHIVAKUMAR	Indian National Congress	127552	69%	58%
3	Malleswaram	213537	123665	DR. ASHWATH NARAYAN.C.N.	Bharatiya Janata Party	83130	67%	39%
4	Kundapura	197109	158644	HALADY SRINIVAS SHETTY	Bharatiya Janata Party	103434	65%	52%
5	Shravanabelagola	198966	167261	C N BALAKRISHNA	Janata Dal (Secular)	105516	63%	53%
6	Maddur	202418	172095	D.C.THAMMANNA	Janata Dal (Secular)	109239	63%	54%
7	Karkal	179029	145935	V. SUNIL KUMAR	Bharatiya Janata Party	91245	63%	51%
8	Sarvagnanagar	334473	178091	K.J GEORGE	Indian National Congress	109955	62%	33%
9	Magadi	223193	194218	A. MANJUNATH	Janata Dal (Secular)	119492	62%	54%
10	Nagamangala	203254	181472	SURESH GOWDAA	Janata Dal (Secular)	112396	62%	55%
11	Hubli-dharwad- West	249504	157728	ARVIND BELLAD	Bharatiya Janata Party	96462	61%	39%
12	Shimoga	246564	172354	K.S. ESHWARAPPA	Bharatiya Janata Party	104027	60%	42%
13	Holenarasipur	205135	180496	H D REVANNA	Janata Dal (Secular)	108541	60%	53%
14	Belgaum Dakshin	230803	146715	ABHAY PATIL	Bharatiya Janata Party	84498	58%	37%
15	Basavanagudi	238617	130043	RAVISUBRAMANYA.L.A	Bharatiya Janata Party	76018	58%	32%
16	Shrirangapattana	204103	176655	RAVINDRA SRIKANTIAH	Janata Dal (Secular)	101307	57%	50%
17	Bommanahalli	405039	195510	SATHISH REDDY M	Bharatiya Janata Party	111863	57%	28%
18	Kagwad	178735	145735	SHRIMANT BALASAHEB PATIL	Indian National Congress	83060	57%	46%
19	Holalkere	222871	188486	M. CHANDRAPPA	Bharatiya Janata Party	107976	57%	48%
20	Moodabidri	194968	152247	UMANATHA. A. KOTIAN	Bharatiya Janata Party	87444	57%	45%
21	Shirahatti	208796	160604	RAMAPPA SOBEPPA LAMANI	Bharatiya Janata Party	91967	57%	44%
22	Babaleshwar	209117	171645	MALLANAGOUD BASANAGOUD PATIL	Indian National Congress	98339	57%	47%
23	Hosadurga	185360	159846	GULIHATTI D SHEKAR	Bharatiya Janata Party	90562	57%	49%
24	Hubli-dharwad-East	190600	136097	ABBAYYA PRASAD	Indian National Congress	77080	57%	40%
25	Sullia	195439	168412	ANGARA.S	Bharatiya Janata Party	95205	57%	49%
26	Shikaripura	184956	154883	B S YADIYURAPPA	Bharatiya Janata Party	86983	56%	47%
27	Mangalore City North	228055	176104	DR.BHARATH SHETTY. Y	Bharatiya Janata Party	98648	56%	43%
28	Chincholi	190976	132998	DR. UMESH G JADHAV	Indian National Congress	73905	56%	39%
29	Varuna	213812	175048	YATHINDRA S	Indian National Congress	96435	55%	45%

S.No	Constituency	Total Registered Votes	Total Votes polled	Winner	Party for Winner	Votes Polled for Winner	% Vote share	% of Representativeness
30	Belgaum Rural	234076	186419	LAXMI R HEBBALKAR	Indian National Congress	102040	55%	44%
31	Mahalakshmi Layout	286923	159880	K. GOPALIAH	Janata Dal (Secular)	88218	55%	31%
32	Kalghatgi	186551	151902	C M NIMBANNAVAR	Bharatiya Janata Party	83267	55%	45%
33	Koppal	238495	180782	K. RAGHAVENDRA BASAVARAJ HITNAL	Indian National Congress	98783	55%	41%
34	Shivajinagar	191528	108534	R ROSHAN BAIG	Indian National Congress	59742	55%	31%
35	Dharwad	203593	155630	AMRUT AYYAPPA DESAI	Bharatiya Janata Party	85123	55%	42%
36	Byadgi	197190	166833	BALLARY VIRUPAKSHAPPA RUDRAPPA	Bharatiya Janata Party	91721	55%	47%
37	Melukote	193010	174965	C S PUTTARAJU	Janata Dal (Secular)	96003	55%	50%
38	Belthangady	213930	179550	HARISH POONJA	Bharatiya Janata Party	98417	55%	46%
39	Chamrajpet	216900	120209	B.Z. ZAMEER AHMED KHAN	Indian National Congress	65339	54%	30%
40	Arabhavi	228322	176936	BALACHANDRA LAKSHMANARAO JARAKI HOLI	Bharatiya Janata Party	96144	54%	42%
41	Arsikere	204911	172959	K.M SHIVALINGE GOWDA	Janata Dal (Secular)	93986	54%	46%
42	T.Narasipur	196406	155286	ASHVIN KUMAR.M	Janata Dal (Secular)	83929	54%	43%
43	Chamundeshwari	289138	226263	G.T.DEVEGOWDA	Janata Dal (Secular)	121325	54%	42%
44	Siruguppa	199425	152151	M.S. SOMALINGAPPA	Bharatiya Janata Party	82546	54%	41%
45	Byndoor	218894	176726	B. M. SUKUMAR SHETTY	Bharatiya Janata Party	96029	54%	44%
46	Mangalore	190372	149358	U.T.ABDUL KHADER	Indian National Congress	80813	54%	42%
47	Ramanagaram	205031	171652	H.D.KUMARA SWAMY	Janata Dal (Secular)	92626	54%	45%
48	Belgaum Uttar	229511	147426	ANIL S BENAKE	Bharatiya Janata Party	79060	54%	34%
49	Puttur	197987	166271	SANJEEVA MATANDOOR	Bharatiya Janata Party	90073	54%	45%
50	Bantval	216057	182555	RAJESH NAIK U.	Bharatiya Janata Party	97802	54%	45%
51	Jagalur	187914	148335	S.V.RAMACHANDRA	Bharatiya Janata Party	78948	53%	42%
52	Krishnaraja	239243	146908	S A RAMADAS	Bharatiya Janata Party	78573	53%	33%
53	Malavalli	235385	194675	DR.K.ANNADANI	Janata Dal (Secular)	103038	53%	44%
54	K.R.Pura	438156	253994	B.A.BASAVARAJA	Indian National Congress	135404	53%	31%
55	Shorapur	268678	197196	NARASIMHANAYAK (RAJUGOUDA)	Bharatiya Janata Party	104426	53%	39%

S.No	Constituency	Total Registered Votes	Total Votes polled	Winner	Party for Winner	Votes Polled for Winner	% Vote share	% of Representativeness
56	Kushtagi	223803	166056	AMAREGOUDA LINGANAGOUDA PATIL BAYYAPUR	Indian National Congress	87567	53%	39%
57	Madhugiri	190297	166060	M.V. VEERABHADRAIAH	Janata Dal (Secular)	88521	53%	47%
58	Bagalkot	226012	161511	VEERABHADRAYYA (VEERANNA) CHARANTIMATH	Bharatiya Janata Party	85653	53%	38%
59	Mangalore City South	230386	163387	D. VEDAVYASA KAMATH	Bharatiya Janata Party	86545	53%	38%
60	Hukkeri	192032	157887	UMESH VISHWANATH KATTI	Bharatiya Janata Party	83588	53%	44%
61	Kapu	179828	144448	LALAJI .R. MENDON	Bharatiya Janata Party	75893	53%	42%
62	Gurmitkal	241642	151974	NAGANGOUDA KANDKUR	Janata Dal (Secular)	79627	52%	33%
63	Davanagere South	201184	136073	SHAMANUR SHIVASHANKARAPPA	Indian National Congress	71369	52%	35%
64	Mudhol	191946	148029	GOVIND MAKTHAPPA KARAJOL	Bharatiya Janata Party	76431	52%	40%
65	Kanakagiri	209885	167505	BASAVARAJ DADESUGUR	Bharatiya Janata Party	87735	52%	42%
66	Gokak	238221	173980	JARKI HOLI RAMESH LAXMANRAO	Indian National Congress	90249	52%	38%
67	Bidar	214608	140623	RAHIM KHAN	Indian National Congress	73270	52%	34%
68	Udupi	203804	162405	K RAGHUPATHI BHAT	Bharatiya Janata Party	84946	52%	42%
69	Kolar gold field	187241	139569	ROOPAKALA.M	Indian National Congress	71151	51%	38%
70	Hebbal	252885	146690	SURESH B S	Indian National Congress	74453	51%	29%
71	Hubli-Dharwad Central	233920	147710	JAGADISH SHETTAR	Bharatiya Janata Party	75794	51%	32%
72	Bhalki	222472	167058	ESHWAR KHANDRE	Indian National Congress	84673	51%	38%
73	Bellary City	228051	151267	G. SOMASEKHARA REDDY	Bharatiya Janata Party	76589	51%	34%
74	Devanahalli	200263	171158	NARAYANASWAMY L N	Janata Dal (Secular)	86966	51%	43%
75	Krishnarajapete	201663	174003	NARAYANAGOWDA	Janata Dal (Secular)	88016	51%	44%
76	Gundlupet	202882	182902	C S NIRANJAN KUMAR	Bharatiya Janata Party	94151	51%	46%
77	Aurad	213194	147409	PRABHU CHAUHAN	Bharatiya Janata Party	75061	51%	35%
78	Haveri	217107	170591	NEHARU OLEKAR	Bharatiya Janata Party	86565	51%	40%
79	Chikkodi-Sadurga	206262	179201	GANESH PRAKASH HUKKERI	Indian National Congress	91467	51%	44%
80	Nargund	186012	144595	CHANDRAKANTAGOUDA CHANNAPPAGOUDA PATIL	Bharatiya Janata Party	73045	51%	39%
81	Srinivasapur	204235	184508	K R RAMESH KUMAR	Indian National Congress	93571	51%	46%
82	Sagar	191772	154944	H HALAPPA HARATHALU	Bharatiya Janata Party	78475	51%	41%
83	Nippani	209099	172251	JOLLE SHASHIKALA ANNASHEB	Bharatiya Janata Party	87006	51%	42%
84	Sedam	213263	158570	RAJKUMAR PATIL	Bharatiya Janata Party	80668	51%	38%

S.No	Constituency	Total Registered Votes	Total Votes polled	Winner	Party for Winner	Votes Polled for Winner	% Vote share	% of Representativeness
85	Hosakote	210614	193071	N NAGARAJU (M.T.B)	Indian National Congress	98824	51%	47%
86	Shahapur	220463	156430	SHARANABASAPPA GOUDA DARSHANAPUR	Indian National Congress	78642	50%	36%
87	Terdal	216384	173040	SIDDU SAVADI	Bharatiya Janata Party	87213	50%	40%
88	Kudachi	176708	136653	P.RAJEEV	Bharatiya Janata Party	67781	50%	38%
89	Sandur	209776	157710	E TUKARAM	Indian National Congress	78106	50%	37%
90	Bhadravati	201187	152877	B.K.SANGAMESHWARA.	Indian National Congress	75722	50%	38%
91	Govindraj Nagar	288251	157231	V SOMANNA	Bharatiya Janata Party	79135	50%	27%
92	Mahadevapura	470918	284352	ARAVIND LIMBAVALI	Bharatiya Janata Party	141682	50%	30%
93	Periyapatna	177072	155716	K. MAHADEVA	Janata Dal (Secular)	77770	50%	44%
94	Vijayanagara	220653	166130	ANAND SINGH	Indian National Congress	83214	50%	38%
95	Bijapur City	241682	151703	BASANAGOUD .R. PATIL (YATNAL)	Bharatiya Janata Party	76308	50%	32%
96	Anekal	348106	227677	B.SHIVANNA	Indian National Congress	113894	50%	33%
97	Bhatkal	212646	165886	SUNIL BILIYA NAIK	Bharatiya Janata Party	83172	50%	39%
98	Chittapur	228618	140369	PRIYANK KHARGE	Indian National Congress	69700	50%	30%
99	Honnali	190715	161867	M P RENUKACHARYA	Bharatiya Janata Party	80624	50%	42%
100	Kittur	186195	148512	DODDAGOUDAR MAHANTESH BASAVANTARAY	Bharatiya Janata Party	73155	49%	39%
101	Yelahanka	374036	245135	S.R.VISHWANATH	Bharatiya Janata Party	120110	49%	32%
102	B.T.M.Layout	263860	135932	RAMALINGA REDDY	Indian National Congress	67085	49%	25%
103	Shanti Nagar	218510	121420	N A HARIS	Indian National Congress	60009	49%	27%
104	Virajpet	213294	157772	K G BOPAIAH	Bharatiya Janata Party	77944	49%	37%
105	Shiggaon	209629	171074	BASAVARAJ BOMMAI	Bharatiya Janata Party	83868	49%	40%
106	Ron	221059	170561	KALAKAPPA BANDI	Bharatiya Janata Party	83735	49%	38%
107	Hunasuru	221361	186228	ADAGURU H VISHWANATH	Janata Dal (Secular)	91667	49%	41%
108	Hangal	190724	163997	C M UDASI	Bharatiya Janata Party	80529	49%	42%
109	Kampli	206998	165760	J N GANESH	Indian National Congress	80592	49%	39%
110	Bilgi	214327	173318	MURUGESH RUDRAPPA NIRANI	Bharatiya Janata Party	85135	49%	40%
111	Chintamani	210676	180754	J K KRISHNA REDDY	Janata Dal (Secular)	87753	49%	42%
112	Davanagere North	233107	157327	S.A. RAVINDRANATH	Bharatiya Janata Party	76540	49%	33%
113	Yemkanmardi	185780	149532	SATISH. L. JARKIHOI	Indian National Congress	73512	49%	40%
114	Bellary	214975	163128	B NAGENDRA	Indian National Congress	79186	49%	37%
115	Krishnarajanagara	201256	175017	SA. RA. MAHESH	Janata Dal (Secular)	85011	49%	42%

S.No	Constituency	Total Registered Votes	Total Votes polled	Winner	Party for Winner	Votes Polled for Winner	% Vote share	% of Representativeness
116	Padmanaba Nagar	267869	161608	R ASHOKA	Bharatiya Janata Party	77868	48%	29%
117	Yelburga	204648	164667	ACHAR HALAPPA BASAPPA	Bharatiya Janata Party	79072	48%	39%
118	Nanjangud	203286	163979	B. HARSHAVARDHAN	Bharatiya Janata Party	78030	48%	38%
119	Afzalpur	218719	149708	M Y PATIL	Indian National Congress	71735	48%	33%
120	Koratagere	199725	171296	DR. G. PARAMESHWARA	Indian National Congress	81598	48%	41%
121	Tumkur Rural	199667	172332	D C GOWRISHANKAR	Janata Dal (Secular)	82740	48%	41%
122	Athani	210031	170565	MAHESH IRANAGOUDA KUMATHALLI	Indian National Congress	82094	48%	39%
123	Gadag	215621	160490	HANAMANTAGOUDA KRISHNAGOUDA PATIL	Indian National Congress	77699	48%	36%
124	Hirekerur	176033	150646	BASAVANAGOUDA PATIL	Indian National Congress	72461	48%	41%
125	Aland	229638	160609	GUTTEDAR SUBHASH RUKMAYYA	Bharatiya Janata Party	76815	48%	33%
126	Humnabad	233577	159335	RAJSHEKHAR	Indian National Congress	74945	47%	32%
127	Chikkaballapur	195831	173467	DR. K. SUDHAKAR	Indian National Congress	82006	47%	42%
128	Channagiri	193870	158094	K MADALU VIRUPAKSHAPPA	Bharatiya Janata Party	73794	47%	38%
129	Malur	180278	161362	K.Y. NANJEGOWDA	Indian National Congress	75677	47%	42%
130	Channapatna	216448	189013	H D KUMARA SWAMY	Janata Dal (Secular)	87995	47%	41%
131	Rajaji Nagar	207622	120092	S SURESH KUMAR	Bharatiya Janata Party	56271	47%	27%
132	Vijay Nagar	305392	156404	M. KRISHNAPPA	Indian National Congress	73353	47%	24%
133	Yellapur	168193	140271	ARABAIL HEBBAR SHIVARAM	Indian National Congress	66290	47%	39%
134	Kolar	222605	179102	K.SRINIVASA GOWDA	Janata Dal (Secular)	82788	46%	37%
135	Sirsi	188377	155079	KAGERI VISHWESHWAR HEGDE	Bharatiya Janata Party	70595	46%	37%
136	Bangalore South	581422	331348	M KRISHNAPPA	Bharatiya Janata Party	152469	46%	26%
137	Raichur	219248	123892	DR. SHIVARAJ PATIL	Bharatiya Janata Party	56511	46%	26%
138	Sorab	182035	156194	S.KUMARA BANGARAPPA	Bharatiya Janata Party	72091	46%	40%
139	Muddebihal	201058	138798	AMEENAPPA GOUDA S PATIL (NADAHALLI)	Bharatiya Janata Party	63512	46%	32%
140	Gangawati	192738	147273	PARANNA ESHWARAPPA MUNAVALLI	Bharatiya Janata Party	67617	46%	35%
141	Haliyal	169966	132683	DESHPANDE R.V	Indian National Congress	61577	46%	36%
142	Sringeri	162160	137053	T D RAJEGOWDA	Indian National Congress	62780	46%	39%
143	Bangarapet	189238	156854	S.N.NARAYANASWAMY K.M	Indian National Congress	70871	45%	37%

S.No	Constituency	Total Registered Votes	Total Votes polled	Winner	Party for Winner	Votes Polled for Winner	% Vote share	% of Representativeness
144	Heggadadevankote	209528	171053	ANIL KUMAR C	Indian National Congress	76652	45%	37%
145	Raybag	191690	150399	AIHOLE DURYODHAN MAHALINGAPPA	Bharatiya Janata Party	67502	45%	35%
146	C.V. Raman Nagar	260559	132009	S. RAGHU	Bharatiya Janata Party	58887	45%	23%
147	Mudigere	166957	131318	M.P.KUMARASWAMY	Bharatiya Janata Party	58783	45%	35%
148	Sidlaghatta	195553	170322	V. MUNIYAPPA	Indian National Congress	76240	45%	39%
149	Arkalgud	210195	188904	A. T. RAMASWAMY	Janata Dal (Secular)	85064	45%	40%
150	Mulbagal	201019	164490	H.NAGESH	Independent	74213	45%	37%
151	Gulbarga Dakshin	258960	144362	DATTATRAYA C PATIL REVOOR APPU GOUDA	Bharatiya Janata Party	64788	45%	25%
152	Chamarajanagar	204142	167111	C PUTTARANGASHETTY	Indian National Congress	75963	45%	37%
153	Byatarayanapura	419694	253709	KRISHNA BYREGOWDA	Indian National Congress	114964	45%	27%
154	Ramdurg	197637	151328	MAHADEVAPPA SHIVALINGAPPA YADAWAD	Bharatiya Janata Party	68349	45%	35%
155	Pavagada	194720	162911	VENKATARAMANAPPA	Indian National Congress	72974	45%	37%
156	Molakalmuru	227137	192549	B. SREERAMULU	Bharatiya Janata Party	84018	44%	37%
157	Chitradurga	246346	189358	G H THIPPAREDDY	Bharatiya Janata Party	82896	44%	34%
158	Chikmagalur	208432	161138	C T RAVI	Bharatiya Janata Party	70863	44%	34%
159	Chickpet	216838	128920	UDAY B.GARUDACHAR	Bharatiya Janata Party	57312	44%	26%
160	Sindgi	223160	160496	MANAGULI MALLAPPA CHANNAVEERAPPA	Janata Dal (Secular)	70865	44%	32%
161	Hagaribommanahalli	217545	176196	BHEEMA NAIK L.B.P.	Indian National Congress	78337	44%	36%
162	Sindhanur	228704	163464	VENKATRAO NADAGOUDA	Janata Dal (Secular)	71514	44%	31%
163	Kundgol	184730	147524	CHANNABASAPPA SATHYAPPA SHIVALLI	Indian National Congress	64871	44%	35%
164	Maski	195504	136716	PRATAPGOUDA PATIL	Indian National Congress	60387	44%	31%
165	Nelamangala	199156	161435	DR. K .SREENIVASAMURTHY	Janata Dal (Secular)	69277	43%	35%
166	Tirthahalli	179705	156920	ARAGA JNANENDRA	Bharatiya Janata Party	67527	43%	38%
167	Devadurga	223472	157369	SHIVANA GOUDA NAYAK	Bharatiya Janata Party	67003	43%	30%
168	Kollegal	209122	168871	N. MAHESH	Bahujan Samaj Party	71792	43%	34%
169	Yadgir	231116	144449	VENKATREDDY MUDNAL	Bharatiya Janata Party	62227	43%	27%

S.No	Constituency	Total Registered Votes	Total Votes polled	Winner	Party for Winner	Votes Polled for Winner	% Vote share	% of Representativeness
170	Challakere	206504	169000	T RAGHUMURTHY	Indian National Congress	72874	43%	35%
171	Doddaballapur	199719	168757	T VENKATARAMANAIAH	Indian National Congress	73225	43%	37%
172	Dasarahalli	437130	216285	R.MANJUNATHA	Janata Dal (Secular)	94044	43%	22%
173	Gulbarga Uttar	276959	148552	KANEEZ FATIMA	Indian National Congress	64311	43%	23%
174	Belur	186610	152279	LINGESHA. K.S.	Janata Dal (Secular)	64268	42%	34%
175	Mandya	221658	165327	M SRINIVAS	Janata Dal (Secular)	69421	42%	31%
176	Basavakalyan	221073	145326	B. NARAYANRAO	Indian National Congress	61425	42%	28%
177	Madikeri	212726	169458	APPACHU RANJAN M P	Bharatiya Janata Party	70631	42%	33%
178	Jevargi	231847	161746	AJAY DHARAM SINGH	Indian National Congress	68508	42%	30%
179	Hungund	211724	156533	DODDANAGOUDA G PATIL	Bharatiya Janata Party	65012	42%	31%
180	Kumta	179087	146177	DINAKAR KESHAV SHETTY	Bharatiya Janata Party	59392	41%	33%
181	Navalgund	200870	159546	SHANKAR B. PATIL MUNENAKOPPA	Bharatiya Janata Party	65718	41%	33%
182	Hassan	206691	154438	PREETHAM J GOWDA	Bharatiya Janata Party	63348	41%	31%
183	Hiriyur	232662	188787	K POORNIMA	Bharatiya Janata Party	77733	41%	33%
184	Raichur Rural	228241	161681	BASANAGOUDA DADDAL	Indian National Congress	66656	41%	29%
185	Sira	210144	180264	B SATHYANARAYANA	Janata Dal (Secular)	74338	41%	35%
186	Gauribidanur	200962	168670	N.H.SHIVASHANKARA REDDY	Indian National Congress	69000	41%	34%
187	Saundatti yellamma	189556	153707	ANAND VISHWANATH CHANDRASHEKHAR MAMANI	Bharatiya Janata Party	62480	41%	33%
188	Badami	214834	163925	SIDDARAMAIAH	Indian National Congress	67599	41%	31%
189	Tiptur	179318	151571	B.C. NAGESH	Bharatiya Janata Party	61383	40%	34%
190	Bidar South	196623	138887	BANDEPPA	Janata Dal (Secular)	55107	40%	28%
191	Bagepalli	194781	164528	S.N. SUBBAREDDY(CHINNAKAYALAPALLI)	Indian National Congress	65710	40%	34%
192	Gulbarga Rural	248958	152495	BASAWARAJ MATTIMUD	Bharatiya Janata Party	61750	40%	25%
193	Harapanahalli	201133	168414	G KARUNAKARA REDDY	Bharatiya Janata Party	67603	40%	34%
194	Yeshvanthapura	453557	287205	S.T SOMASHEKHAR	Indian National Congress	115273	40%	25%
195	Basavana Bagevadi	196571	147404	SHIVANAND PATIL	Indian National Congress	58647	40%	30%
196	Shimoga Rural	207074	172248	K.B. ASHOK NAIK	Bharatiya Janata Party	69326	40%	33%
197	Turuvekere	180566	153539	JAYARAM A S	Bharatiya Janata Party	60710	40%	34%
198	Kadur	195194	159688	K S PRAKASH	Bharatiya Janata Party	62232	39%	32%
199	Hadagalli	178834	139980	P. T. PARAMESHWARA NAIK	Indian National Congress	54097	39%	30%
200	Chiknayakanhalli	210277	180663	J.C. MADHU SWAMY	Bharatiya Janata Party	69612	39%	33%

S.No	Constituency	Total Registered Votes	Total Votes polled	Winner	Party for Winner	Votes Polled for Winner	% Vote share	% of Representativeness
201	Harihar	209437	164927	S RAMAPPA	Indian National Congress	64801	39%	31%
202	Sakleshpur	193313	161008	H K KUMARASWAMY	Janata Dal (Secular)	62262	39%	32%
203	Narasimharaja	253091	161885	TANVEER SAIT	Indian National Congress	62268	38%	25%
204	Karwar	216244	160098	ROOPALI SANTOSH NAIK	Bharatiya Janata Party	60339	38%	28%
205	Chamaraja	228508	140554	L. NAGENDRA	Bharatiya Janata Party	51683	37%	23%
206	Gandhi Nagar	223259	126825	DINESH GUNDU RAO	Indian National Congress	47354	37%	21%
207	Gubbi	180373	155420	S R SRINIVAS (VASU)	Janata Dal (Secular)	55572	36%	31%
208	Kunigal	188580	161923	DR H.D. RANGANATH	Indian National Congress	58697	36%	31%
209	Tumkur City	256355	169871	G.B. JYOTHI GANESH	Bharatiya Janata Party	60421	36%	24%
210	Ranibennur	223209	179321	R SHANKAR S/O M RAMACHANDRA	Karnataka Pragnyavantha Janatha Party	63910	36%	29%
211	Manvi	238620	154053	RAJA VENKATAPPA NAYAK	Janata Dal (Secular)	53548	35%	22%
212	Devar Hippargi	207225	139079	SOMANAGOUDA B PATIL (SASANUR)	Bharatiya Janata Party	48245	35%	23%
213	Hanur	204918	170333	R NARENDRA	Indian National Congress	60444	35%	29%
214	Nagthan	256881	175608	DEVANAND FULASING CHAVAN	Janata Dal (Secular)	59709	34%	23%
215	Kudligi	194484	152076	N.Y. GOPALAKRISHNA	Bharatiya Janata Party	50085	33%	26%
216	Mayakonda	186817	155163	N. LINGANNA.	Bharatiya Janata Party	50556	33%	27%
217	Lingsugur	237897	164149	D. S. HOOLAGERI	Indian National Congress	54230	33%	23%
218	Bailhongal	182491	144800	KOUJALAGI. MAHANTESH. SHIVANAND.	Indian National Congress	47040	32%	26%
219	Jamkhandi	198957	153608	SIDDU BHIMAPPA NYAMGOUD	Indian National Congress	49245	32%	25%
220	Tarikere	180224	149593	D S SURESH	Bharatiya Janata Party	44940	30%	25%
221	Indi	228742	168111	YASHVANTHARAYGOUDA VITTALAGOUDA PATIL	Indian National Congress	50401	30%	22%
222	Khanapur	204694	154219	DR. ANJALI HEMANT NIMBALKAR	Indian National Congress	36649	24%	18%

Table: Vote Share and Representativeness of Winners

Margin of Victory of Winners from Karnataka Assembly Elections

S.No	Constituency	Total Registered Voters	Total Votes polled	Winner	Party for Winner	Votes Polled for Winner	% Vote share for Winner	Runners up	Party for Runners up	Votes polled for runners up	Margin of Victory	% of Margin of Victory
1	Pulakeshinagar	231913	126432	R. AKHANDA SRINIVASAMURTHY	Indian National Congress	97574	77%	B. PRASANNAKUMAR	Janata Dal (Secular)	15948	81626	65%
2	Malleshwaram	213537	123665	DR. ASHWATH NARAYAN.C.N.	Bharatiya Janata Party	83130	67%	KENGAL SHREEPADHARENU	Indian National Congress	29130	54000	44%
3	Kanakapura	220409	186152	D K SHIVAKUMAR	Indian National Congress	127552	69%	NARAYANA GOWDA	Janata Dal (Secular)	47643	79909	43%
4	Belgaum Dakshin	230803	146715	ABHAY PATIL	Bharatiya Janata Party	84498	58%	M D LAKSHMINARAYAN (ANNAYYA)	Indian National Congress	25806	58692	40%
5	Kundapura	197109	158644	HALADY SRINIVAS SHETTY	Bharatiya Janata Party	103434	65%	RAKESH MALLI	Indian National Congress	47029	56405	36%
6	Varuna	213812	175048	YATHINDRA S	Indian National Congress	96435	55%	T BASAVARAJU	Bharatiya Janata Party	37819	58616	33%
7	Shravanabelagola	198966	167261	C N BALAKRISHNA	Janata Dal (Secular)	105516	63%	C S PUTTEGOWDA	Indian National Congress	52504	53012	32%
8	Maddur	202418	172095	D.C.THAMMANNA	Janata Dal (Secular)	109239	63%	MADHU G MADEGOWDA	Indian National Congress	55209	54030	31%
9	Sarvagnanagar	334473	178091	K.J GEORGE	Indian National Congress	109955	62%	M.N.REDDY	Bharatiya Janata Party	56651	53304	30%
10	Kolar gold field	187241	139569	ROOPAKALA.M	Indian National Congress	71151	51%	ASHWINI SAMPANGI	Bharatiya Janata Party	30324	40827	29%

S.No	Constituency	Total Registered Voters	Total Votes polled	Winner	Party for Winner	Votes Polled for Winner	% Vote share for Winner	Runners up	Party for Runners up	Votes polled for runners up	Margin of Victory	% of Margin of Victory
11	Basavanagudi	238617	130043	RAVISUBRAMANYA. L.A	Bharatiya Janata Party	76018	58%	K.BAGEGOWDA	Janata Dal (Secular)	38009	38009	29%
12	Karkal	179029	145935	V. SUNIL KUMAR	Bharatiya Janata Party	91245	63%	GOPALA BHANDARY	Indian National Congress	48679	42566	29%
13	Belgaum Rural	234076	186419	LAXMI R HEBBALKAR	Indian National Congress	102040	55%	SANJAY B PATIL	Bharatiya Janata Party	50316	51724	28%
14	Chamrajpet	216900	120209	B.Z. ZAMEER AHMED KHAN	Indian National Congress	65339	54%	M LAKSHMINARAYAN A	Bharatiya Janata Party	32202	33137	28%
15	Shimoga	246564	172354	K.S. ESHWARAPPA	Bharatiya Janata Party	104027	60%	K.B. PRASANNA KUMAR	Indian National Congress	57920	46107	27%
16	Arabhavi	228322	176936	BALACHANDRA LAKSHMANARAO JARAKIHOLI	Bharatiya Janata Party	96144	54%	BHIMAPPA GUNDAPPA GADAD	Janata Dal (Secular)	48816	47328	27%
17	Magadi	223193	194218	A. MANJUNATH	Janata Dal (Secular)	119492	62%	H.C. BALAKRISHNA	Indian National Congress	68067	51425	26%
18	Nagamangala	203254	181472	SURESH GOWDAA	Janata Dal (Secular)	112396	62%	N CHALUVARAYASWAMY	Indian National Congress	64729	47667	26%
19	Mahalakshmi Layout	286923	159880	K. GOPALAIAH	Janata Dal (Secular)	88218	55%	N.L. NARENDRA BABU	Bharatiya Janata Party	47118	41100	26%
20	Hubli-dharwad-West	249504	157728	ARVIND BELLAD	Bharatiya Janata Party	96462	61%	MOHAMMAD ISMAIL TAMATGAR	Indian National Congress	55975	40487	26%

S.No	Constituency	Total Registered Voters	Total Votes polled	Winner	Party for Winner	Votes Polled for Winner	% Vote share for Winner	Runners up	Party for Runners up	Votes polled for runners up	Margin of Victory	% of Margin of Victory
21	Arsikere	204911	172959	K.M SHIVALINGE GOWDA	Janata Dal (Secular)	93986	54%	G.B.SHASHIDHARA	Indian National Congress	50297	43689	25%
22	Shrirangapattana	204103	176655	RAVINDRA SRIKANTIAH	Janata Dal (Secular)	101307	57%	A.B.RAMESHA BANDISIDDEGOWDA	Indian National Congress	57619	43688	25%
23	Kolar	222605	179102	K.SRINIVASA GOWDA	Janata Dal (Secular)	82788	46%	SYED ZAMEER PASHA	Indian National Congress	38537	44251	25%
24	Holenarasipur	205135	180496	H D REVANNA	Janata Dal (Secular)	108541	60%	MANJEGOWDA B P	Indian National Congress	64709	43832	24%
25	Bommanahalli	405039	195510	SATHISH REDDY M	Bharatiya Janata Party	111863	57%	SUSHMA RAJAGOPALA REDDY	Indian National Congress	64701	47162	24%
26	Shikaripura	184956	154883	B S YADIYURAPPA	Bharatiya Janata Party	86983	56%	GONI MALATESHA	Indian National Congress	51586	35397	23%
27	Kagwad	178735	145735	SHRIMANT BALASAHEB PATIL	Indian National Congress	83060	57%	BHARAMAGOUDA ALAGOUDA KAGE	Bharatiya Janata Party	50118	32942	23%
28	Kumta	179087	146177	DINAKAR KESHAV SHETTY	Bharatiya Janata Party	59392	41%	SHARADA MOHAN SHETTY	Indian National Congress	26642	32750	22%
29	Kittur	186195	148512	DODDAGOUDAR MAHANTESH BASAVANTARAY	Bharatiya Janata Party	73155	49%	INAMDAR DANAPPAGOUDA BASANAGOUDA	Indian National Congress	40293	32862	22%

S.No	Constituency	Total Registered Voters	Total Votes polled	Winner	Party for Winner	Votes Polled for Winner	% Vote share for Winner	Runners up	Party for Runners up	Votes polled for runners up	Margin of Victory	% of Margin of Victory
30	Molakalmuru	227137	192549	B. SREERAMULU	Bharatiya Janata Party	84018	44%	DR B. YOGESH BABU	Indian National Congress	41973	42045	22%
31	Holalkere	222871	188486	M. CHANDRAPPA	Bharatiya Janata Party	107976	57%	H.ANJANEYA	Indian National Congress	69036	38940	21%
32	Humnabad	233577	159335	RAJSHEKHAR	Indian National Congress	74945	47%	SUBHASH	Bharatiya Janata Party	43131	31814	20%
33	Padmanaba Nagar	267869	161608	R ASHOKA	Bharatiya Janata Party	77868	48%	V K GOPAL	Janata Dal (Secular)	45702	32166	20%
34	Shahapur	220463	156430	SHARANABASAPPA GOUDA DARSHANAPUR	Indian National Congress	78642	50%	GURU PATIL SIRWAL	Bharatiya Janata Party	47668	30974	20%
35	Jagalur	187914	148335	S.V.RAMACHANDRA	Bharatiya Janata Party	78948	53%	H.P.RAJESH	Indian National Congress	49727	29221	20%
36	Moodabidri	194968	152247	UMANATHA. A. KOTIAN	Bharatiya Janata Party	87444	57%	K. ABHAYACHANDRA	Indian National Congress	57645	29799	20%
37	Shirahatti	208796	160604	RAMAPPA SOBEPPA LAMANI	Bharatiya Janata Party	91967	57%	DODDAMANI RAMAKRISHNA SHIDLINGAPPA	Indian National Congress	61974	29993	19%
38	T.Narasipur	196406	155286	ASHVIN KUMAR.M	Janata Dal (Secular)	83929	54%	DR. H.C.MAHADEVAPPA	Indian National Congress	55451	28478	18%

S.No	Constituency	Total Registered Voters	Total Votes polled	Winner	Party for Winner	Votes Polled for Winner	% Vote share for Winner	Runners up	Party for Runners up	Votes polled for runners up	Margin of Victory	% of Margin of Victory
39	Krishnaraja	239243	146908	S A RAMADAS	Bharatiya Janata Party	78573	53%	M K SOMASHEKAR	Indian National Congress	52226	26347	18%
40	Chikkaballapur	195831	173467	DR. K. SUDHAKAR	Indian National Congress	82006	47%	K.P.BACHEGOWDA	Janata Dal (Secular)	51575	30431	18%
41	Chitradurga	246346	189358	G H THIPPAREDDY	Bharatiya Janata Party	82896	44%	K.C.VEEERENDRA (PAPPY)	Janata Dal (Secular)	49911	32985	17%
42	Yelahanka	374036	245135	S.R.VISHWANATH	Bharatiya Janata Party	120110	49%	A M HANUMANTHEGO WDA	Janata Dal (Secular)	77607	42503	17%
43	Babaleswar	209117	171645	MALLANAGOUD BASANAGOUD PATIL	Indian National Congress	98339	57%	VIJAYAKUMAR SIDRAMGOUDA PATIL	Bharatiya Janata Party	68624	29715	17%
44	Kalghatgi	186551	151902	C M NIMBANNAVAR	Bharatiya Janata Party	83267	55%	SANTOSH S LAD	Indian National Congress	57270	25997	17%
45	Tiptur	179318	151571	B.C. NAGESH	Bharatiya Janata Party	61383	40%	K. SHADAKSHARI	Indian National Congress	35820	25563	17%
46	Chikmagalur	208432	161138	C T RAVI	Bharatiya Janata Party	70863	44%	SHANKAR B L	Indian National Congress	44549	26314	16%
47	Channagiri	193870	158094	K MADALU VIRUPAKSHAPPA	Bharatiya Janata Party	73794	47%	VADNAL RAJANNA	Indian National Congress	48014	25780	16%
48	Hosadurga	185360	159846	GULIHATTI D SHEKAR	Bharatiya Janata Party	90562	57%	B G GOVINDAPPA	Indian National Congress	64570	25992	16%

S.No	Constituency	Total Registered Voters	Total Votes polled	Winner	Party for Winner	Votes Polled for Winner	% Vote share for Winner	Runners up	Party for Runners up	Votes polled for runners up	Margin of Victory	% of Margin of Victory
49	Gurmitkal	241642	151974	NAGANGOUDA KANDKUR	Janata Dal (Secular)	79627	52%	BABURAO CHINCHANSUR	Indian National Congress	55147	24480	16%
50	Chamundeshwari	289138	226263	G.T.DEVEGOWDA	Janata Dal (Secular)	121325	54%	SIDDARAMAIAH	Indian National Congress	85283	36042	16%
51	Hubli-dharwad-East	190600	136097	ABBAYYA PRASAD	Indian National Congress	77080	57%	CHANDRASHEKAR GOKAK	Bharatiya Janata Party	55613	21467	16%
52	Sullia	195439	168412	ANGARA.S	Bharatiya Janata Party	95205	57%	DR.B.RAGHU	Indian National Congress	69137	26068	15%
53	Mangalore City North	228055	176104	DR.BHARATH SHETTY. Y	Bharatiya Janata Party	98648	56%	B.A.MOHIUDDIN BAVA	Indian National Congress	72000	26648	15%
54	Nelamangala	199156	161435	DR. K .SREENIVASAMURTHY	Janata Dal (Secular)	69277	43%	R NARAYANASWAMY	Indian National Congress	44956	24321	15%
55	B.T.M.Layout	263860	135932	RAMALINGA REDDY	Indian National Congress	67085	49%	LALLESH REDDY	Bharatiya Janata Party	46607	20478	15%
56	Shanti Nagar	218510	121420	N A HARIS	Indian National Congress	60009	49%	K VASUDEVAMURTHY	Bharatiya Janata Party	41804	18205	15%
57	Koppal	238495	180782	K. RAGHAVENDRA BASAVARAJ HITNAL	Indian National Congress	98783	55%	AMARESH SANGANNA KARADI	Bharatiya Janata Party	72432	26351	15%
58	Chincholi	190976	132998	DR. UMESH G JADHAV	Indian National Congress	73905	56%	SUNIL Y VALLYAPURE	Bharatiya Janata Party	54693	19212	14%

S.No	Constituency	Total Registered Voters	Total Votes polled	Winner	Party for Winner	Votes Polled for Winner	% Vote share for Winner	Runners up	Party for Runners up	Votes polled for runners up	Margin of Victory	% of Margin of Victory
59	Hubli-Dharwad Central	233920	147710	JAGADISH SHETTAR	Bharatiya Janata Party	75794	51%	DR. MAHESH NALWAD	Indian National Congress	54488	21306	14%
60	Hebbal	252885	146690	SURESH B S	Indian National Congress	74453	51%	Y A NARAYANASWAMY	Bharatiya Janata Party	53313	21140	14%
61	Tirthahalli	179705	156920	ARAGA JNANENDRA	Bharatiya Janata Party	67527	43%	KIMMANE RATHNAKARA	Indian National Congress	45572	21955	14%
62	Siruguppa	199425	152151	M.S. SOMALINGAPPA	Bharatiya Janata Party	82546	54%	B. MURALI KRISHNA	Indian National Congress	61275	21271	14%
63	Shivajinagar	191528	108534	R ROSHAN BAIG	Indian National Congress	59742	55%	KATTA SUBRAMANYA NAIDU	Bharatiya Janata Party	44702	15040	14%
64	Byndoor	218894	176726	B. M. SUKUMAR SHETTY	Bharatiya Janata Party	96029	54%	K. GOPALA POOJARY	Indian National Congress	71636	24393	14%
65	Bangarapet	189238	156854	S.N.NARAYANASWAMY K.M	Indian National Congress	70871	45%	M.MALLESH BABU	Janata Dal (Secular)	49300	21571	14%
66	Malavalli	235385	194675	DR.K.ANNADANI	Janata Dal (Secular)	103038	53%	P.M.NARENDRASWAMY	Indian National Congress	76278	26760	14%
67	Devadurga	223472	157369	SHIVANA GOUDA NAYAK	Bharatiya Janata Party	67003	43%	A RAJASHEKAR NAYAK	Indian National Congress	45958	21045	13%
68	Mangalore	190372	149358	U.T.ABDUL KHADER	Indian National Congress	80813	54%	SANTHOSH KUMAR RAI BOLIYARU	Bharatiya Janata Party	61074	19739	13%
69	Ramanagaram	205031	171652	H.D.KUMARA SWAMY	Janata Dal (Secular)	92626	54%	IQBAL HUSSAIN.H.A	Indian National Congress	69990	22636	13%

S.No	Constituency	Total Registered Voters	Total Votes polled	Winner	Party for Winner	Votes Polled for Winner	% Vote share for Winner	Runners up	Party for Runners up	Votes polled for runners up	Margin of Victory	% of Margin of Victory
70	Mandya	221658	165327	M SRINIVAS	Janata Dal (Secular)	69421	42%	P RAVIKUMAR	Indian National Congress	47813	21608	13%
71	Dharwad	203593	155630	AMRUT AYYAPPA DESAI	Bharatiya Janata Party	85123	55%	VINAY KULKARNI	Indian National Congress	64783	20340	13%
72	Belur	186610	152279	LINGESHA. K.S.	Janata Dal (Secular)	64268	42%	H.K. SURESH	Bharatiya Janata Party	44578	19690	13%
73	Heggadadevankote	209528	171053	ANIL KUMAR C	Indian National Congress	76652	45%	CHIKKANNA	Janata Dal (Secular)	54559	22093	13%
74	K.R.Pura	438156	253994	B.A.BASAVARAJA	Indian National Congress	135404	53%	N.S.NANDIESHA REDDY	Bharatiya Janata Party	102675	32729	13%
75	Navalgund	200870	159546	SHANKAR B. PATIL MUNENAKOPPA	Bharatiya Janata Party	65718	41%	N. H. KONARADDI	Janata Dal (Secular)	45197	20521	13%
76	Bhalki	222472	167058	ESHWAR KHANDRE	Indian National Congress	84673	51%	D K SIDRAM	Bharatiya Janata Party	63235	21438	13%
77	Belthangady	213930	179550	HARISH POONJA	Bharatiya Janata Party	98417	55%	K.VASANTHA BANGERA	Indian National Congress	75443	22974	13%
78	Byadgi	197190	166833	BALLARY VIRUPAKSHAPPA RUDRAPPA	Bharatiya Janata Party	91721	55%	S.R.PATIL	Indian National Congress	70450	21271	13%
79	Melukote	193010	174965	C S PUTTARAJU	Janata Dal (Secular)	96003	55%	DARSHAN PUTTANNAIAH	Swaraj India	73779	22224	13%

S.No	Constituency	Total Registered Voters	Total Votes polled	Winner	Party for Winner	Votes Polled for Winner	% Vote share for Winner	Runners up	Party for Runners up	Votes polled for runners up	Margin of Victory	% of Margin of Victory
80	Terdal	216384	173040	SIDDU SAVADI	Bharatiya Janata Party	87213	50%	UMASHREE	Indian National Congress	66324	20889	12%
81	Basavakalyan	221073	145326	B. NARAYANRAO	Indian National Congress	61425	42%	MALLIKARJUN SON OF SIDRAMAPPA KHUBA	Bharatiya Janata Party	44153	17272	12%
82	Puttur	197987	166271	SANJEEVA MATANDOOOR	Bharatiya Janata Party	90073	54%	SHAKUNTHALA.T. SHETTY	Indian National Congress	70596	19477	12%
83	Belgaum Uttar	229511	147426	ANIL S BENAKE	Bharatiya Janata Party	79060	54%	FAIROZ NURUDDIN SAITH	Indian National Congress	61793	17267	12%
84	Davanagere South	201184	136073	SHAMANUR SHIVASHANKARAPPA	Indian National Congress	71369	52%	YASHAVANTHA RAO JADHAV	Bharatiya Janata Party	55485	15884	12%
85	Kollegal	209122	168871	N. MAHESH	Bahujan Samaj Party	71792	43%	A.R. KRISHNA MURTHY	Indian National Congress	52338	19454	12%
86	Shorapur	268678	197196	NARASIMHANAYAK (RAJUGOUDA)	Bharatiya Janata Party	104426	53%	RAJA VENKATAPPA NAIK	Indian National Congress	81858	22568	11%
87	Channapatna	216448	189013	H D KUMARA SWAMY	Janata Dal (Secular)	87995	47%	C P YOGEESHWARA	Bharatiya Janata Party	66465	21530	11%
88	Sirsi	188377	155079	KAGERI VISHWESHWAR HEGDE	Bharatiya Janata Party	70595	46%	BHIMANNA NAIK	Indian National Congress	53134	17461	11%
89	Narasimharaja	253091	161885	TANVEER SAIT	Indian National Congress	62268	38%	S.SATHEESH (SANDESH SWAMY)	Bharatiya Janata Party	44141	18127	11%

S.No	Constituency	Total Registered Voters	Total Votes polled	Winner	Party for Winner	Votes Polled for Winner	% Vote share for Winner	Runners up	Party for Runners up	Votes polled for runners up	Margin of Victory	% of Margin of Victory
90	Madhugiri	190297	166060	M.V. VEERABHADRAIAH	Janata Dal (Secular)	88521	53%	KYATHASANDRA N.RAJANNA	Indian National Congress	69947	18574	11%
91	Malur	180278	161362	K.Y. NANJEGOWDA	Indian National Congress	75677	47%	K.S.MANJUNATH GOWDA	Janata Dal (Secular)	57762	17915	11%
92	Raybag	191690	150399	AIHOLE DURYODHAN MAHALINGAPPA	Bharatiya Janata Party	67502	45%	PRADEEPKUMAR RAMU MALAGE	Indian National Congress	50954	16548	11%
93	Kudachi	176708	136653	P.RAJEEV	Bharatiya Janata Party	67781	50%	AMIT SHAMA GHATAGE	Indian National Congress	52773	15008	11%
94	Kushtagi	223803	166056	AMAREGOUDA LINGANAGOUDA PATIL BAYYAPUR	Indian National Congress	87567	53%	DODDANAGOUDA HANAMAGOUDA PATIL	Bharatiya Janata Party	69536	18031	11%
95	Bellary City	228051	151267	G. SOMASEKHARA REDDY	Bharatiya Janata Party	76589	51%	ANIL.H. LAD	Indian National Congress	60434	16155	11%
96	Chamaraja	228508	140554	L. NAGENDRA	Bharatiya Janata Party	51683	37%	VASU	Indian National Congress	36747	14936	11%
97	Mudhol	191946	148029	GOVIND MAKTHAPPA KARAJOL	Bharatiya Janata Party	76431	52%	BANDIWADDAR SATISH CHINNAPPA	Indian National Congress	60949	15482	10%

S.No	Constituency	Total Registered Voters	Total Votes polled	Winner	Party for Winner	Votes Polled for Winner	% Vote share for Winner	Runners up	Party for Runners up	Votes polled for runners up	Margin of Victory	% of Margin of Victory
98	Manvi	238620	154053	RAJA VENKATAPPA NAYAK	Janata Dal (Secular)	53548	35%	DR TANUSREE @ PREETI	Independent	37733	15815	10%
99	Devanahalli	200263	171158	NARAYANASWAMY L N	Janata Dal (Secular)	86966	51%	VENKATASWAMY	Indian National Congress	69956	17010	10%
100	Jevargi	231847	161746	AJAY DHARAM SINGH	Indian National Congress	68508	42%	DODDAPPAGOWDA S. PATIL NARIBOL	Bharatiya Janata Party	52452	16056	10%
101	Bagalkot	226012	161511	VEERABHADRAYYA (VEERANNA) CHARANTIMATH	Bharatiya Janata Party	85653	53%	METI HULLAPPA YAMANAPPA	Indian National Congress	69719	15934	10%
102	Mangalore City South	230386	163387	D. VEDAVYASA KAMATH	Bharatiya Janata Party	86545	53%	J. R. LOBO	Indian National Congress	70470	16075	10%
103	Krishnarajapete	201663	174003	NARAYANAGOWDA	Janata Dal (Secular)	88016	51%	K B CHANDRASHEKAR	Indian National Congress	70897	17119	10%
104	Hukkeri	192032	157887	UMESH VISHWANATH KATTI	Bharatiya Janata Party	83588	53%	APPAYYAGOUDA BASAGOUDA PATIL	Indian National Congress	68203	15385	10%
105	Kadur	195194	159688	K S PRAKASH	Bharatiya Janata Party	62232	39%	Y S V DATTA	Janata Dal (Secular)	46860	15372	10%
106	Mudigere	166957	131318	M.P.KUMARASWAMY	Bharatiya Janata Party	58783	45%	MOTAMMA	Indian National Congress	46271	12512	10%

S.No	Constituency	Total Registered Voters	Total Votes polled	Winner	Party for Winner	Votes Polled for Winner	% Vote share for Winner	Runners up	Party for Runners up	Votes polled for runners up	Margin of Victory	% of Margin of Victory
107	Madikeri	212726	169458	APPACHU RANJAN M P	Bharatiya Janata Party	70631	42%	B A JIVIJAYA	Janata Dal (Secular)	54616	16015	9%
108	C.V. Raman Nagar	260559	132009	S. RAGHU	Bharatiya Janata Party	58887	45%	R. SAMPATH RAJ	Indian National Congress	46660	12227	9%
109	Bangalore South	581422	331348	M KRISHNAPPA	Bharatiya Janata Party	152469	46%	R K RAMESH	Indian National Congress	122052	30417	9%
110	Bidar South	196623	138887	BANDEPPA	Janata Dal (Secular)	55107	40%	DR SHAILENDRA BELDALE	Bharatiya Janata Party	42365	12742	9%
111	Gundlupet	202882	182902	C S NIRANJAN KUMAR	Bharatiya Janata Party	94151	51%	M C MOHAN KUMARI URUF GEETHA	Indian National Congress	77467	16684	9%
112	Yadgir	231116	144449	VENKATREDDY MUDNAL	Bharatiya Janata Party	62227	43%	DR.A B MAALAKARADDY	Indian National Congress	49346	12881	9%
113	Sandur	209776	157710	E TUKARAM	Indian National Congress	78106	50%	D RAGHAVENDRA (MANJU)	Bharatiya Janata Party	64096	14010	9%
114	Raichur	219248	123892	DR. SHIVARAJ PATIL	Bharatiya Janata Party	56511	46%	SYED YASEEN	Indian National Congress	45520	10991	9%
115	Karwar	216244	160098	ROOPALI SANTOSH NAIK	Bharatiya Janata Party	60339	38%	ANAND VASANT ASNOTIKAR	Janata Dal (Secular)	46275	14064	9%
116	Bantval	216057	182555	RAJESH NAIK U.	Bharatiya Janata Party	97802	54%	B RAMANATHA RAI	Indian National Congress	81831	15971	9%

S.No	Constituency	Total Registered Voters	Total Votes polled	Winner	Party for Winner	Votes Polled for Winner	% Vote share for Winner	Runners up	Party for Runners up	Votes polled for runners up	Margin of Victory	% of Margin of Victory
117	Bagepalli	194781	164528	S.N. SUBBAREDDY(CHIN NAKAYALAPALLI)	Indian National Congress	65710	40%	G.V. SREERAMAREDDY	Communist Party of India (Marxist)	51697	14013	9%
118	Sorab	182035	156194	S.KUMARA BANGARAPPA	Bharatiya Janata Party	72091	46%	S.MADHU BANGARAPPA	Janata Dal (Secular)	58805	13286	9%
119	Kanakagiri	209885	167505	BASAVARAJ DADESUGUR	Bharatiya Janata Party	87735	52%	SHIVARAJ SANGAPPA TANGADAGI	Indian National Congress	73510	14225	8%
120	Virajpet	213294	157772	K G BOPAI AH	Bharatiya Janata Party	77944	49%	ARUN MACHAIAH C S	Indian National Congress	64591	13353	8%
121	Hassan	206691	154438	PREETHAM J GOWDA	Bharatiya Janata Party	63348	41%	H S PRAKASH	Janata Dal (Secular)	50342	13006	8%
122	Kapu	179828	144448	LALAJI .R. MENDON	Bharatiya Janata Party	75893	53%	VINAY KUMAR SORAKE	Indian National Congress	63976	11917	8%
123	Gokak	238221	173980	JARKI HOLI RAMESH LAXMANRAO	Indian National Congress	90249	52%	ASHOK NINGAYYASWAMI PUJARI	Bharatiya Janata Party	75969	14280	8%
124	Gulbarga Rural	248958	152495	BASAWARAJ MATTIMUD	Bharatiya Janata Party	61750	40%	VIJAYKUMAR G RAMAKRISHNA	Indian National Congress	49364	12386	8%
125	Yelburga	204648	164667	ACHAR HALAPPA BASAPPA	Bharatiya Janata Party	79072	48%	BASAVARAJ RAYAREDDI	Indian National Congress	65754	13318	8%

S.No	Constituency	Total Registered Voters	Total Votes polled	Winner	Party for Winner	Votes Polled for Winner	% Vote share for Winner	Runners up	Party for Runners up	Votes polled for runners up	Margin of Victory	% of Margin of Victory
126	Challakere	206504	169000	T RAGHUMURTHY	Indian National Congress	72874	43%	RAVEESH KUMAR	Janata Dal (Secular)	59335	13539	8%
127	Gandhi Nagar	223259	126825	DINESH GUNDU RAO	Indian National Congress	47354	37%	A.R. SAPTHAGIRI GOWDA	Bharatiya Janata Party	37284	10070	8%
128	Rajaji Nagar	207622	120092	S SURESH KUMAR	Bharatiya Janata Party	56271	47%	G PADMAVATHI	Indian National Congress	46818	9453	8%
129	Tarikere	180224	149593	D S SURESH	Bharatiya Janata Party	44940	30%	G H SRINIVASA	Independen t	33253	11687	8%
130	Nanjangud	203286	163979	B. HARSHAVARDHAN	Bharatiya Janata Party	78030	48%	KALALE N. KESHAVAMURTHY	Indian National Congress	65551	12479	8%
131	Bhadravati	201187	152877	B.K.SANGAMESHWARA.	Indian National Congress	75722	50%	APPAJI.M.J.	Janata Dal (Secular)	64155	11567	8%
132	Udupi	203804	162405	K RAGHUPATHI BHAT	Bharatiya Janata Party	84946	52%	PRAMOD MADHWARAJ	Indian National Congress	72902	12044	7%
133	Bidar	214608	140623	RAHIM KHAN	Indian National Congress	73270	52%	SURAYAKANTH NAGMARPALLI	Bharatiya Janata Party	63025	10245	7%
134	Govindraj Nagar	288251	157231	V SOMANNA	Bharatiya Janata Party	79135	50%	PRIYAKRISHNA	Indian National Congress	67760	11375	7%
135	Aurad	213194	147409	PRABHU CHAUHAN	Bharatiya Janata Party	75061	51%	VIJAYKUMAR	Indian National Congress	64469	10592	7%
136	Kudligi	194484	152076	N.Y. GOPALAKRISHNA	Bharatiya Janata Party	50085	33%	N.T. BOMMANNA	Janata Dal (Secular)	39272	10813	7%

S.No	Constituency	Total Registered Voters	Total Votes polled	Winner	Party for Winner	Votes Polled for Winner	% Vote share for Winner	Runners up	Party for Runners up	Votes polled for runners up	Margin of Victory	% of Margin of Victory
137	Afzalpur	218719	149708	M Y PATIL	Indian National Congress	71735	48%	MALIKAYYA GUTTEDAR	Bharatiya Janata Party	61141	10594	7%
138	Hiriyur	232662	188787	K POORNIMA	Bharatiya Janata Party	77733	41%	D SUDHAKAR	Indian National Congress	64858	12875	7%
139	Haveri	217107	170591	NEHARU OLEKAR	Bharatiya Janata Party	86565	51%	RUDRAPPA LAMANI	Indian National Congress	75261	11304	7%
140	Hadagalli	178834	139980	P. T. PARAMESHWARA NAIK	Indian National Congress	54097	39%	ODO GANGAPPA	Independen t	44919	9178	7%
141	Mahadevapura	470918	284352	ARAVIND LIMBAVALI	Bharatiya Janata Party	141682	50%	A C SRINIVASA	Indian National Congress	123898	17784	6%
142	Muddebihal	201058	138798	AMEENAPPA GOUDA S PATIL (NADAHALLI)	Bharatiya Janata Party	63512	46%	APPAJI URF CHANNABASAVARA J SHANKARARAO NADAGOUDA	Indian National Congress	54879	8633	6%
143	Raichur Rural	228241	161681	BASANAGOUDA DADDAL	Indian National Congress	66656	41%	TIPPARAJU HAWALDAR	Bharatiya Janata Party	56692	9964	6%
144	Chickpet	216838	128920	UDAY B.GARUDACHAR	Bharatiya Janata Party	57312	44%	R.V.DEVRAJ	Indian National Congress	49378	7934	6%
145	Indi	228742	168111	YASHVANTHARAYG OUDA VITTALAGOUDA PATIL	Indian National Congress	50401	30%	B D PATIL (HANJAGI)	Janata Dal (Secular)	40463	9938	6%

S.No	Constituency	Total Registered Voters	Total Votes polled	Winner	Party for Winner	Votes Polled for Winner	% Vote share for Winner	Runners up	Party for Runners up	Votes polled for runners up	Margin of Victory	% of Margin of Victory
146	Chikkodi-Sadalga	206262	179201	GANESH PRAKASH HUKKERI	Indian National Congress	91467	51%	ANNASAHEB SHANKAR JOLLE	Bharatiya Janata Party	80898	10569	6%
147	Doddaballapur	199719	168757	T VENKATARAMANAI AH	Indian National Congress	73225	43%	B MUNEGOWDA	Janata Dal (Secular)	63280	9945	6%
148	Gubbi	180373	155420	S R SRINIVAS (VASU)	Janata Dal (Secular)	55572	36%	G N BETTASWAMY	Bharatiya Janata Party	46491	9081	6%
149	Sindgi	223160	160496	MANAGULI MALLAPPA CHANNAVEERAPPA	Janata Dal (Secular)	70865	44%	BHUSANUR RAMESH BALAPPA	Bharatiya Janata Party	61560	9305	6%
150	Sira	210144	180264	B SATHYANARAYANA	Janata Dal (Secular)	74338	41%	T B JAYACHANDRA	Indian National Congress	63973	10365	6%
151	Harapanahalli	201133	168414	G KARUNAKARA REDDY	Bharatiya Janata Party	67603	40%	M P RAVINDRA	Indian National Congress	57956	9647	6%
152	Srinivasapur	204235	184508	K R RAMESH KUMAR	Indian National Congress	93571	51%	G K VENKATASHIVAREDDY	Janata Dal (Secular)	83019	10552	6%
153	Sidlaghatta	195553	170322	V. MUNIYAPPA	Indian National Congress	76240	45%	B.N. RAVIKUMAR	Janata Dal (Secular)	66531	9709	6%
154	Chiknayakanhalli	210277	180663	J.C. MADHU SWAMY	Bharatiya Janata Party	69612	39%	C.B SURESHBABU	Janata Dal (Secular)	59335	10277	6%
155	Arkalgud	210195	188904	A. T. RAMASWAMY	Janata Dal (Secular)	85064	45%	MANJU .A	Indian National Congress	74411	10653	6%

S.No	Constituency	Total Registered Voters	Total Votes polled	Winner	Party for Winner	Votes Polled for Winner	% Vote share for Winner	Runners up	Party for Runners up	Votes polled for runners up	Margin of Victory	% of Margin of Victory
156	Nargund	186012	144595	CHANDRAKANTAGO UDA CHANNAPPAGOUD A PATIL	Bharatiya Janata Party	73045	51%	BASAVARADDI RANGARADDI YAVAGAL	Indian National Congress	65066	7979	6%
157	Gauribidanur	200962	168670	N.H.SHIVASHANKAR A REDDY	Indian National Congress	69000	41%	C.R.NARASIMHAMU RTHY	Janata Dal (Secular)	59832	9168	5%
158	Shiggaon	209629	171074	BASAVARAJ BOMMAI	Bharatiya Janata Party	83868	49%	SAYED AZEEMPEER KHADRI	Indian National Congress	74603	9265	5%
159	Gangawati	192738	147273	PARANNA ESHWARAPPA MUNAVALLI	Bharatiya Janata Party	67617	46%	IQBAL ANSARI	Indian National Congress	59644	7973	5%
160	Sagar	191772	154944	H HALAPPA HARATHALU	Bharatiya Janata Party	78475	51%	KAGODU THIMMAPPA	Indian National Congress	70436	8039	5%
161	Vijayanagara	220653	166130	ANAND SINGH	Indian National Congress	83214	50%	H.R.GAVIYAPPA	Bharatiya Janata Party	74986	8228	5%
162	Nippani	209099	172251	JOLLE SHASHIKALA ANNASAHEB	Bharatiya Janata Party	87006	51%	KAKASO PANDURANG PATIL	Indian National Congress	78500	8506	5%
163	Dasarahalli	437130	216285	R.MANJUNATHA	Janata Dal (Secular)	94044	43%	S MUNIRAJU	Bharatiya Janata Party	83369	10675	5%

S.No	Constituency	Total Registered Voters	Total Votes polled	Winner	Party for Winner	Votes Polled for Winner	% Vote share for Winner	Runners up	Party for Runners up	Votes polled for runners up	Margin of Victory	% of Margin of Victory
164	Periyapatna	177072	155716	K. MAHADEVA	Janata Dal (Secular)	77770	50%	K. VENKATESH	Indian National Congress	70277	7493	5%
165	Hunasuru	221361	186228	ADAGURU H VISHWANATH	Janata Dal (Secular)	91667	49%	H P MANJUNATH	Indian National Congress	83092	8575	5%
166	Sedam	213263	158570	RAJKUMAR PATIL	Bharatiya Janata Party	80668	51%	DR. SHARAN PRAKASH RUDRAPPA PATIL	Indian National Congress	73468	7200	5%
167	Koratagere	199725	171296	DR. G. PARAMESHWARA	Indian National Congress	81598	48%	P.R. SUDHAKAR LAL	Janata Dal (Secular)	73979	7619	4%
168	Harihar	209437	164927	S RAMAPPA	Indian National Congress	64801	39%	HARISH B.P.	Bharatiya Janata Party	57541	7260	4%
169	Ron	221059	170561	KALAKAPPA BANDI	Bharatiya Janata Party	83735	49%	GURUPADAGOUDA PATIL	Indian National Congress	76401	7334	4%
170	Bijapur City	241682	151703	BASANAGOUD .R. PATIL (YATNAL)	Bharatiya Janata Party	76308	50%	ABDUL HAMEED MUSHRIF	Indian National Congress	69895	6413	4%
171	Mayakonda	186817	155163	N. LINGANNA.	Bharatiya Janata Party	50556	33%	K.S.BASAVARAJ [BASAVANTHAPPA]	Indian National Congress	44098	6458	4%
172	Hagaribommanahalli	217545	176196	BHEEMA NAIK L.B.P.	Indian National Congress	78337	44%	K.NEMIRAJA NAIK	Bharatiya Janata Party	71105	7232	4%

S.No	Constituency	Total Registered Voters	Total Votes polled	Winner	Party for Winner	Votes Polled for Winner	% Vote share for Winner	Runners up	Party for Runners up	Votes polled for runners up	Margin of Victory	% of Margin of Victory
173	Saundatti yellamma	189556	153707	ANAND @ VISHWANATH CHANDRASHEKHAR MAMANI	Bharatiya Janata Party	62480	41%	ANAND CHOPRA	Independent	56189	6291	4%
174	Mulbagal	201019	164490	H.NAGESH	Independent	74213	45%	SAMRUDDHI MANJUNATH	Janata Dal (Secular)	67498	6715	4%
175	Gulbarga Uttar	276959	148552	KANEEZ FATIMA	Indian National Congress	64311	43%	CHANDRAKANT B PATIL (CHANDU PATIL)	Bharatiya Janata Party	58371	5940	4%
176	Hangal	190724	163997	C M UDASI	Bharatiya Janata Party	80529	49%	MANE SRINIVAS	Indian National Congress	74015	6514	4%
177	Hosakote	210614	193071	N NAGARAJU (M.T.B)	Indian National Congress	98824	51%	SHARATH KUMAR BACHEGOWDA	Bharatiya Janata Party	91227	7597	4%
178	Haliyal	169966	132683	DESHPANDE R.V	Indian National Congress	61577	46%	SUNIL HEGADE	Bharatiya Janata Party	56437	5140	4%
179	Anekal	348106	227677	B.SHIVANNA	Indian National Congress	113894	50%	A.NARAYANASWAMY	Bharatiya Janata Party	105267	8627	4%
180	Gulbarga Dakshin	258960	144362	DATTATRAYA C PATIL REVOOR APPU GOUDA	Bharatiya Janata Party	64788	45%	ALLAMPRA BHU PATIL	Indian National Congress	59357	5431	4%

S.No	Constituency	Total Registered Voters	Total Votes polled	Winner	Party for Winner	Votes Polled for Winner	% Vote share for Winner	Runners up	Party for Runners up	Votes polled for runners up	Margin of Victory	% of Margin of Victory
181	Yeshvanthapura	453557	287205	S.T SOMASHEKHAR	Indian National Congress	115273	40%	T N JAVARAYI GOWDA	Janata Dal (Secular)	104562	10711	4%
182	Bhatkal	212646	165886	SUNIL BILIYA NAIK	Bharatiya Janata Party	83172	50%	MANKAL VAIDYA	Indian National Congress	77242	5930	4%
183	Bailhongal	182491	144800	KOUJALAGI. MAHANTESH. SHIVANAND.	Indian National Congress	47040	32%	JAGDISH. CHANNAPPA METGUD	Independen t	41918	5122	4%
184	Kunigal	188580	161923	DR H.D. RANGANATH	Indian National Congress	58697	36%	D KRISHNA KUMAR	Bharatiya Janata Party	53097	5600	3%
185	Kampli	206998	165760	J N GANESH	Indian National Congress	80592	49%	T H SURESH BABU	Bharatiya Janata Party	75037	5555	3%
186	Hungund	211724	156533	DODDANAGOUDA G PATIL	Bharatiya Janata Party	65012	42%	KASHAPPANAVAR VIJAYANAND SHIVASHANKRAPPA	Indian National Congress	59785	5227	3%
187	Khanapur	204694	154219	DR. ANJALI HEMANT NIMBALKAR	Indian National Congress	36649	24%	VITHAL HALAGEKAR	Bharatiya Janata Party	31516	5133	3%
188	Tumkur Rural	199667	172332	D C GOWRISHANKAR	Janata Dal (Secular)	82740	48%	B SURESH GOWDA	Bharatiya Janata Party	77100	5640	3%
189	Nagthan	256881	175608	DEVANAND FULASING CHAVAN	Janata Dal (Secular)	59709	34%	KATAKADOND VITTAL DONDIBA	Indian National Congress	54108	5601	3%

S.No	Constituency	Total Registered Voters	Total Votes polled	Winner	Party for Winner	Votes Polled for Winner	% Vote share for Winner	Runners up	Party for Runners up	Votes polled for runners up	Margin of Victory	% of Margin of Victory
190	Chintamani	210676	180754	J K KRISHNA REDDY	Janata Dal (Secular)	87753	49%	DR.M.C SUDHAKAR	Bharatiya Praja Paksha	82080	5673	3%
191	Chittapur	228618	140369	PRIYANK KHARGE	Indian National Congress	69700	50%	VALMIK NAIK	Bharatiya Janata Party	65307	4393	3%
192	Tumkur City	256355	169871	G.B. JYOTHI GANESH	Bharatiya Janata Party	60421	36%	N. GOVINDARAJU	Janata Dal (Secular)	55128	5293	3%
193	Sakleshpur	193313	161008	H K KUMARASWAMY	Janata Dal (Secular)	62262	39%	SOMASHEKAR JAYARAJ	Bharatiya Janata Party	57320	4942	3%
194	Lingsugur	237897	164149	D. S. HOOLAGERI	Indian National Congress	54230	33%	BANDI.SIDDU	Janata Dal (Secular)	49284	4946	3%
195	Chamarajanagar	204142	167111	C PUTTARANGASHETTY	Indian National Congress	75963	45%	K R MALLIKARJUNAPPA	Bharatiya Janata Party	71050	4913	3%
196	Bilgi	214327	173318	MURUGESH RUDRAPPA NIRANI	Bharatiya Janata Party	85135	49%	JAGADISH TIMMANAGOUDA PATIL	Indian National Congress	80324	4811	3%
197	Honnali	190715	161867	M P RENUKACHARYA	Bharatiya Janata Party	80624	50%	SHANTHANAGOWD A D G	Indian National Congress	76391	4233	3%
198	Davanagere North	233107	157327	S.A. RAVINDRANATH	Bharatiya Janata Party	76540	49%	S.S. MALLIKARJUN	Indian National Congress	72469	4071	3%
199	Ranibennur	223209	179321	R SHANKAR S/O M RAMACHANDRA	Karnataka Pragnyavanthi Janatha Party	63910	36%	KRISHNAPPA KOLIWAD S/O BHEEMAPPA KOLIWAD	Indian National Congress	59572	4338	2%

S.No	Constituency	Total Registered Voters	Total Votes polled	Winner	Party for Winner	Votes Polled for Winner	% Vote share for Winner	Runners up	Party for Runners up	Votes polled for runners up	Margin of Victory	% of Margin of Victory
200	Devar Hippargi	207225	139079	SOMANAGOUDA B PATIL (SASANUR)	Bharatiya Janata Party	48245	35%	BHIMANAGOUDA (RAJUGOUDA) B PATIL	Janata Dal (Secular)	44892	3353	2%
201	Byatarayanapura	419694	253709	KRISHNA BYREGOWDA	Indian National Congress	114964	45%	A RAVI	Bharatiya Janata Party	109293	5671	2%
202	Shimoga Rural	207074	172248	K.B. ASHOK NAIK	Bharatiya Janata Party	69326	40%	SHARADA PURYANAIAK	Janata Dal (Secular)	65549	3777	2%
203	Basavana Bagevadi	196571	147404	SHIVANAND PATIL	Indian National Congress	58647	40%	SOMANAGOUDA(A PPUGOUDA) B PATIL(MANAGULI)	Janata Dal (Secular)	55461	3186	2%
204	Hanur	204918	170333	R NARENDRA	Indian National Congress	60444	35%	DR. PREETHAN NAGAPPA	Bharatiya Janata Party	56931	3513	2%
205	Yemkanmardi	185780	149532	SATISH. L. JARKIHOI	Indian National Congress	73512	49%	ASTAGI MARUTI MALLAPPA	Bharatiya Janata Party	70662	2850	2%
206	Ramdurg	197637	151328	MAHADEVAPPA SHIVALINGAPPA YADAWAD	Bharatiya Janata Party	68349	45%	ASHOK MAHADEVAPPA PATTAN	Indian National Congress	65474	2875	2%
207	Jamkhandi	198957	153608	SIDDU BHIMAPPA NYAMGOUD	Indian National Congress	49245	32%	KULKARNI SHRIKANT SUBRAO	Bharatiya Janata Party	46450	2795	2%
208	Vijay Nagar	305392	156404	M. KRISHNAPPA	Indian National Congress	73353	47%	H. RAVINDRA	Bharatiya Janata Party	70578	2775	2%

S.No	Constituency	Total Registered Voters	Total Votes polled	Winner	Party for Winner	Votes Polled for Winner	% Vote share for Winner	Runners up	Party for Runners up	Votes polled for runners up	Margin of Victory	% of Margin of Victory
209	Bellary	214975	163128	B NAGENDRA	Indian National Congress	79186	49%	SANNA PAKKIRAPPA	Bharatiya Janata Party	76507	2679	2%
210	Sringeri	162160	137053	T D RAJEGOWDA	Indian National Congress	62780	46%	D N JEEVARAJ	Bharatiya Janata Party	60791	1989	1.5%
211	Athani	210031	170565	MAHESH IRANAGOUDA KUMATHALLI	Indian National Congress	82094	48%	LAXMAN SANGAPPA SAVADI	Bharatiya Janata Party	79763	2331	1.4%
212	Turuvekere	180566	153539	JAYARAM A S	Bharatiya Janata Party	60710	40%	M T KRISHNAPPA	Janata Dal (Secular)	58661	2049	1.3%
213	Gadag	215621	160490	HANAMANTAGOUDA A KRISHNAGOUDA PATIL	Indian National Congress	77699	48%	ANIL MENSINAKAI	Bharatiya Janata Party	75831	1868	1.2%
214	Yellapur	168193	140271	ARABAIL HEBBAR SHIVARAM	Indian National Congress	66290	47%	ANDALAGI VEERABHADRAGOU DA SHIVANAGOUDA PATIL	Bharatiya Janata Party	64807	1483	1.1%
215	Badami	214834	163925	SIDDARAMAIAH	Indian National Congress	67599	41%	B SREERAMULU	Bharatiya Janata Party	65903	1696	1.0%
216	Krishnarajanagara	201256	175017	SA. RA. MAHESH	Janata Dal (Secular)	85011	49%	D. RAVISHANKAR	Indian National Congress	83232	1779	1.0%

S.No	Constituency	Total Registered Voters	Total Votes polled	Winner	Party for Winner	Votes Polled for Winner	% Vote share for Winner	Runners up	Party for Runners up	Votes polled for runners up	Margin of Victory	% of Margin of Victory
217	Sindhanur	228704	163464	VENKATRAO NADAGOUDA	Janata Dal (Secular)	71514	44%	BADARLI HAMPANGOUDA	Indian National Congress	69917	1597	1.0%
218	Aland	229638	160609	GUTTEDAR SUBHASH RUKMAYYA	Bharatiya Janata Party	76815	48%	B R PATIL	Indian National Congress	76118	697	0.4%
219	Kundgol	184730	147524	CHANNABASAPPA SATHYAPPA SHIVALLI	Indian National Congress	64871	44%	CHIKKANAGOUDRA SIDDANAGOUD ISHWARAGOD	Bharatiya Janata Party	64237	634	0.4%
220	Hirekerur	176033	150646	BASAVANAGOUDA PATIL	Indian National Congress	72461	48%	UJANESHWARA BANAKAR	Bharatiya Janata Party	71906	555	0.4%
221	Pavagada	194720	162911	VENKATARAMANAPPA	Indian National Congress	72974	45%	K M THIMMARAYAPPA	Janata Dal (Secular)	72565	409	0.3%
222	Maski	195504	136716	PRATAPGOUDA PATIL	Indian National Congress	60387	44%	BASANAGOWDA-TURVIHAL	Bharatiya Janata Party	60174	213	0.2%

Table: Margin of Victory of Winners from Karnataka Assembly Elections

Contact Details

Karnataka Election Watch

<p>Prof Trilochan Sastry IIM Bangalore Founder Member, National Election Watch, Association for Democratic Reforms +91 94483 53285 trilochan@iimb.ac.in</p>	<p>Mr. Harish Narasappa State Co-ordinator harish@dakshindia.org</p>	<p>Dr. R. Balasubramaniam State Co-ordinator +91-94480-79611 drbalu@gmail.com</p>
--	--	--

Association for Democratic Reforms

<p>Media and Journalist Helpline +91 80103 94248 Email: adr@adrindia.org</p>	<p>Maj. Gen. Anil Verma (Retd.) Head National Election Watch, Association for Democratic Reforms 011 4165 4200 +91 88264 79910 anilverma@adrindia.org</p>	<p>Prof Jagdeep Chhokar IIM Ahmedabad (Retd.) Founder Member, National Election Watch, Association for Democratic Reforms +91 99996 20944 jchhokar@gmail.com</p>	<p>Prof Trilochan Sastry IIM Bangalore Founder Member, National Election Watch, Association for Democratic Reforms +91 94483 53285 trilochan@iimb.ac.in</p>
--	--	---	--

DISCLAIMER

All information in this report has been taken from the website of Election Commission of India (<http://eci.nic.in/eci/eci.html>). **ADR does not add or subtract any information, unless the EC changes the data. In particular, no unverified information from any other source is used.** While all efforts have been made to ensure that the information is in keeping with what is available in the ECI website, in case of discrepancy between information in this report and that given in the ECI website, the information available ECI website should be treated as correct. Association for Democratic Reforms, Karnataka Election Watch and their volunteers are not responsible or liable for any damage arising directly or indirectly from the publication of this report