

Press Release

Date 05th May 2021

Assam, Kerala, Puducherry, Tamil Nadu and West Bengal Assembly Elections, 2021

Analysis of Criminal Background, Financial, Education, Gender and other Details of Winning Candidates

Association for Democratic Reforms

T-95, C.L. House, 2nd Floor,
Near Gulmohar Commercial Complex
Gautam Nagar,
New Delhi-110 049
Phone: +91-011-4165-4200
Fax: +91-11-46094248
Email: adr@adrindia.org

To report any electoral violations and malpractices during elections download the Election Watch Reporter (Android App)

https://play.google.com/store/apps/details?id=com.webrosoft.election_watch_reporter

Data in this Kit is presented in good faith, with an intention to inform voters. winning candidates affidavits obtained from the ECI website (www.eci.gov.in) with nomination papers is the source of this analysis. Website:-www.adrindia.org, www.myneta.info.

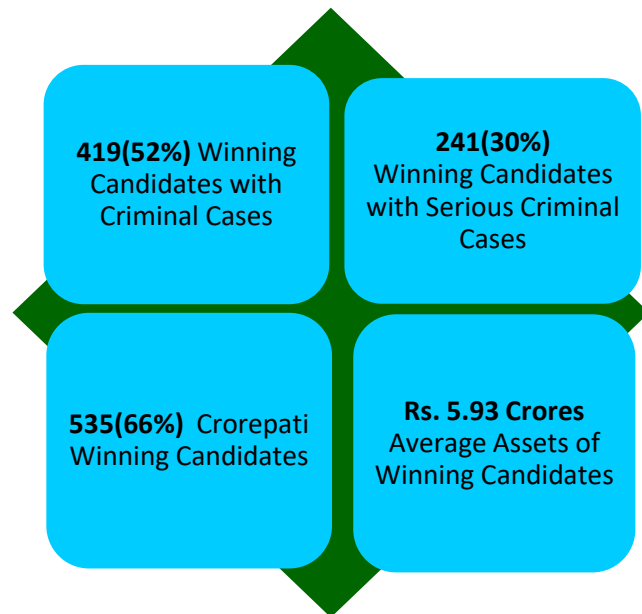
Contents

Summary and Highlights	3
Criminal Background	6
State wise Winning Candidates with self-declared criminal cases.....	6
Party wise Winning Candidates with self-declared criminal cases	7
Financial Background	15
Party wise Crorepati Winning Candidates.....	16
Other Background Details.....	27
Donate to ADR	32
DISCLAIMER	34

Data in this Kit is presented in good faith, with an intention to inform voters. winning candidates affidavits obtained from the ECI website (www.eci.gov.in) with nomination papers is the source of this analysis. Website:-www.adrindia.org, www.myneta.info.

Summary and Highlights

The National Election Watch and Association of Democratic Reforms (ADR) have analysed the self-sworn affidavits of **808 out of 822** Winning Candidates in the Union territory of Puducherry and 4 states of Assam, Kerala, Tamil Nadu and West Bengal. **14 Winning Candidates were not analysed due to unclear affidavit available on the ECI website at the time of making this report.**



Criteria for serious criminal cases

1. Offence for which maximum punishment is of 5 years or more.
2. If an offence is non-bailable
3. If it is an electoral offence (for eg. IPC 171E or bribery)
4. Offence related to loss to exchequer
5. Offences that are assault, murder, kidnap, rape related
6. Offences that are mentioned in Representation of the People Act (Section 8)
7. Offences under Prevention of Corruption Act
8. Crimes against women.

Data in this Kit is presented in good faith, with an intention to inform voters. winning candidates affidavits obtained from the ECI website (www.eci.gov.in) with nomination papers is the source of this analysis. Website:-www.adrindia.org, www.myneta.info.

Final Party Positions in State Assembly Elections, 2021

S.No	Party*	Total Number of Candidates Analysed	Seats Won by Parties in States					Total Seats Won by Party in 5 States
			Assam	Kerala	Puducherry	Tamil Nadu	West Bengal	
1	All India Trinamool Congress	307	0	0	0	0	213	213
2	Bharatiya Janata Party	523	60	0	6	4	77	147
3	Dravida Munnetra Kazhagam	191	0	0	6	125	0	131
4	Indian National Congress	310	29	21	2	16	0	68
5	All India Anna Dravida Munnetra Kazhagam	197	0	0	0	66	0	66
6	Communist Party of India (Marxist)	219	1	59	0	2	0	62
7	Communist Party of India	41	0	17	0	2	0	19
8	All India United Democratic Front	20	16	0	0	0	0	16
9	Independent	3418	1	6	6	0	1	14
10	Indian Union Muslim League	31	0	14	0	0	0	14
11	All India N.R. Congress	16	0	0	10	0	0	10
12	Asom Gana Parishad	29	9	0	0	0	0	9
13	United People's Party, Liberal	11	6	0	0	0	0	6
14	Pattali Makkal Katchi	23	0	0	0	5	0	5
15	Kerala Congress (M)	12	0	5	0	0	0	5
16	Viduthalai Chiruthaigal Katchi	7	0	0	0	4	0	4
17	Bodoland Peoples Front	12	4	0	0	0	0	4
18	Nationalist Congress Party	17	0	2	0	0	0	2
19	Janata Dal (Secular)	4	0	2	0	0	0	2
20	Kerala Congress	10	0	2	0	0	0	2
21	Congress (Secular)	1	0	1	0	0	0	1

Data in this Kit is presented in good faith, with an intention to inform voters. winning candidates affidavits obtained from the ECI website (www.eci.gov.in) with nomination papers is the source of this analysis. Website:-www.adrindia.org, www.myneta.info.

S.No	Party*	Total Number of Candidates Analysed	Seats Won by Parties in States					Total Seats Won by Party in 5 States
			Assam	Kerala	Puducherry	Tamil Nadu	West Bengal	
22	Kerala Congress (Jacob)	1	0	1	0	0	0	1
23	Rashtriya Secular Majlis Party	32	0	0	0	0	1	1
24	Kerala Congress (B)	1	0	1	0	0	0	1
25	National Secular Conference	1	0	1	0	0	0	1
26	Revolutionary Marxist Party of India	1	0	1	0	0	0	1
27	Loktantrik Janta Dal	3	0	1	0	0	0	1
28	Janadhipathiya Kerala Congress	1	0	1	0	0	0	1
29	Indian National League	3	0	1	0	0	0	1
30	Bahujan Samaj Party	402	0	0	0	0	0	0
31	Other	2345	0	0	0	0	0	0
Grand Total		8189	126	136	30	224	292	808

Table: Final Party Positions in State Assembly Elections, 2021

*All parties have not contested from all five states

Data in this Kit is presented in good faith, with an intention to inform voters. winning candidates affidavits obtained from the ECI website (www.eci.gov.in) with nomination papers is the source of this analysis. Website:-www.adrindia.org, www.myneta.info.

Criminal Background

Winning Candidates with Criminal cases: Out of 808 Winning Candidates analysed, **419 (52%)** have declared criminal cases against themselves in their affidavits.

Winning Candidates with serious criminal cases: **241 (30 %)** Winning Candidates have declared serious criminal cases against themselves.

State wise Winning Candidates with self-declared criminal cases

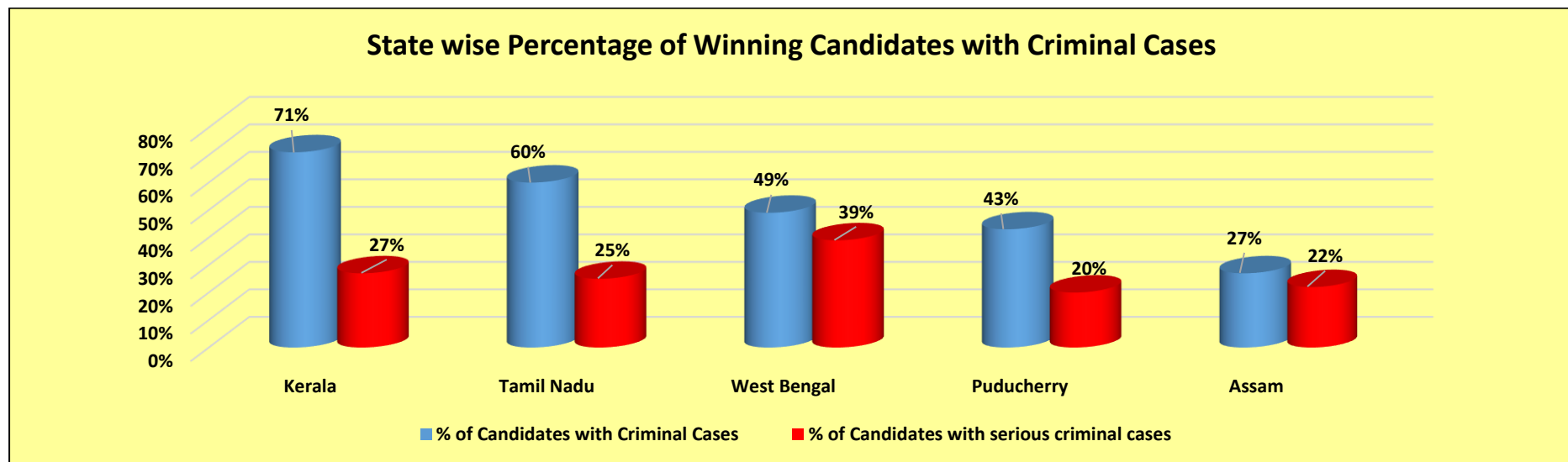


Figure: State wise Percentage of Winning Candidates with criminal cases

Data in this Kit is presented in good faith, with an intention to inform voters. winning candidates affidavits obtained from the ECI website (www.eci.gov.in) with nomination papers is the source of this analysis. Website:-www.adrindia.org, www.myneta.info.

S.No.	State	Total Number of Winning Candidates Analysed	Number of Winning Candidates with Declared Criminal Cases	% of Winning Candidates with declared criminal cases	Number of Winning Candidates with Declared Serious Criminal Cases	% of Winning Candidates with declared serious criminal cases
1	Assam	126	34	27%	28	22%
2	Kerala	136	96	71%	37	27%
3	Puducherry	30	13	43%	6	20%
4	Tamil Nadu	224	134	60%	57	25%
5	West Bengal	292	142	49%	113	39%
Total		808	419	52%	241	30%

Table: State wise Winning Candidates with criminal cases

Party wise Winning Candidates with self-declared criminal cases

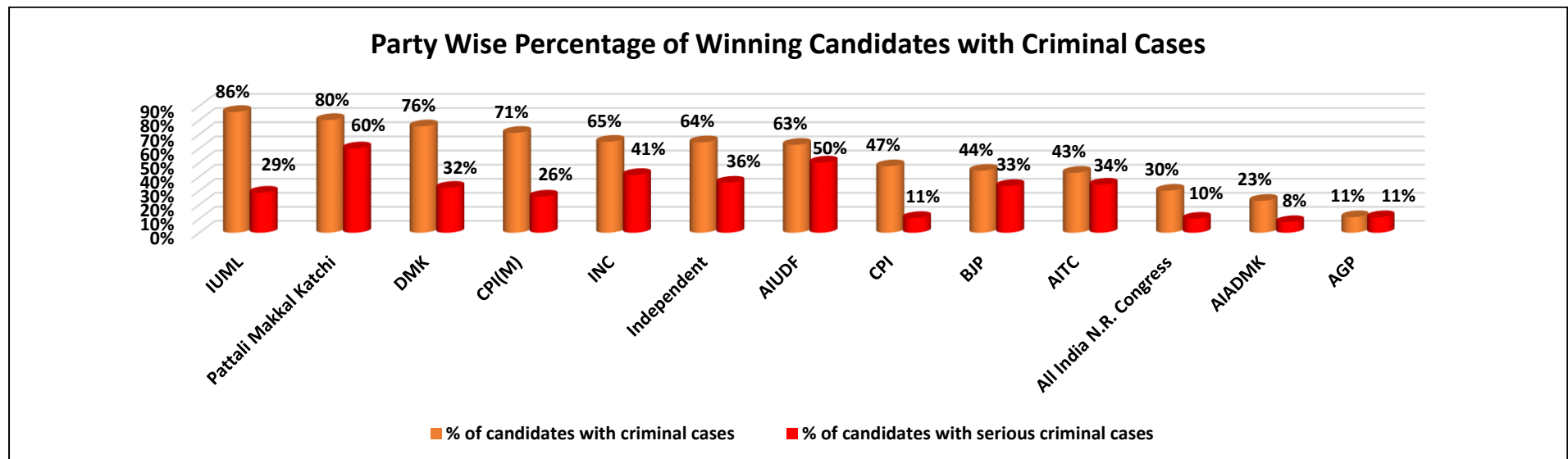


Figure: Party wise Percentage of Winning Candidates with criminal cases

Data in this Kit is presented in good faith, with an intention to inform voters. winning candidates affidavits obtained from the ECI website (www.eci.gov.in) with nomination papers is the source of this analysis. Website:-www.adrindia.org, www.myneta.info.

Party Name	Total number of Winning Candidates analyzed	Winning Candidates with declared Criminal Cases	% of Winning Candidates with declared criminal cases	Winning Candidates with declared serious criminal cases	% of Winning Candidates with declared serious criminal cases
DMK	131	99	76%	42	32%
AITC	213	91	43%	73	34%
BJP	147	65	44%	49	33%
INC	68	44	65%	28	41%
CPI(M)	62	44	71%	16	26%
AIADMK	66	15	23%	5	8%
IUML	14	12	86%	4	29%
AIUDF	16	10	63%	8	50%
CPI	19	9	47%	2	11%
Independent	14	9	64%	5	36%
Pattali Makkal Katchi	5	4	80%	3	60%
All India N.R. Congress	10	3	30%	1	10%
Kerala Congress (M)	5	3	60%	0	0%
Viduthalai Chiruthaigal Katchi	4	3	75%	1	25%
Kerala Congress	2	2	100%	0	0%
AGP	9	1	11%	1	11%
Congress (Secular)	1	1	100%	0	0%
Kerala Congress (Jacob)	1	1	100%	0	0%
Janadhipathiya Kerala Congress	1	1	100%	1	100%
Revolutionary Marxist Party of India	1	1	100%	1	100%
United Peoples Party- Liberal	6	1	17%	1	17%
Others	13	0	0%	0	0%
Total	808	419	52%	241	30%

Table: Party wise Winning Candidates with criminal cases

Data in this Kit is presented in good faith, with an intention to inform voters. winning candidates affidavits obtained from the ECI website (www.eci.gov.in) with nomination papers is the source of this analysis. Website:-www.adrindia.org, www.myneta.info.

State-wise Top 3 Winning Candidates with Serious Criminal Cases

S.No.	Name	District	Constituency	Party Name	Serious IPC Counts	Total No of Cases	Brief Details of serious IPC Counts
Assam							
1	Akhil Gogoi	SIVASAGAR	SIBSAGAR	IND	27	52	4 charges related to Mischief by destroying or moving, etc., a land- mark fixed by public authority Mischief by fire or explosive substance with intent to cause damage to amount of one hundred or (in case of agricultural produce) ten rupees(IPC section-435) 3 charges related to Attempt to murder(IPC section-307) 3 charges related to Sedition(IPC section-124A) 2 charges related to Promoting enmity between different groups on grounds of religion, race, place of birth, residence, language, etc., and doing acts prejudicial to maintenance of harmony(IPC section-153A) 2 charges related to Voluntarily causing grievous hurt to deter public servant from his duty(IPC section-333) 2 charges related to Abetment of suicide(IPC section-306) 2 charges related to Conspiracy to commit offences punishable by section 121(IPC section-121A) 2 charges related to Waging, or attempting to wage war, or abetting waging of war, against the Government of India(IPC section-121) 2 charges related to Punishment for criminal intimidation(IPC section-506) 1 charges related to Imputations, assertions prejudicial to national-integration(IPC section-153B) 1 charges related to Voluntarily causing grievous hurt by dangerous weapons or means(IPC section-326) 1 charges related to Abetment of offence punishable with death or imprisonment for life (IPC section-115) 1 charges related to Resistance or obstruction to lawful apprehension of another person(IPC section-225) 1 charges related to Punishment for theft(IPC section-379)
2	Siddeque Ahmed	KARIMGANJ	KARIMGANJ SOUTH	INC	11	7	2 charges related to Criminal breach of trust by public servant, or by banker, merchant or agent(IPC section-409) 2 charges related to Punishment for criminal intimidation(IPC section-506)

Data in this Kit is presented in good faith, with an intention to inform voters. winning candidates affidavits obtained from the ECI website (www.eci.gov.in) with nomination papers is the source of this analysis. Website:-www.adrindia.org, www.myneta.info.

S.No.	Name	District	Constituency	Party Name	Serious IPC Counts	Total No of Cases	Brief Details of serious IPC Counts
							2 charges related to Forgery for purpose of cheating(IPC section-468) 2 charges related to Cheating and dishonestly inducing delivery of property(IPC section-420) 1 charges related to Punishment for criminal breach of trust(IPC section-406) 1 charges related to Punishment for bribery(IPC section-171E) 1 charges related to Punishment for voluntarily causing grievous hurt(IPC section-325)
3	Rekibuddin Ahmed	GUWAHATI	CHAYGAON	INC	9	5	2 charges related to Punishment for criminal breach of trust(IPC section-406) 2 charges related to Criminal breach of trust by public servant, or by banker, merchant or agent(IPC section-409) 1 charges related to Punishment for criminal intimidation(IPC section-506) 1 charges related to Cheating and dishonestly inducing delivery of property(IPC section-420) 1 charges related to Voluntarily causing grievous hurt by dangerous weapons or means(IPC section-326) 1 charges related to Undue influence at elections(IPC section-171C) 1 charges related to Punishment for extortion(IPC section-384)
Kerala							
1	M Vijin	KANNUR	KALLIASSERI	CPI(M)	9	10	5 charges related to Voluntarily causing hurt to deter public servant from his duty(IPC section-332) 1 charges related to Attempt to murder(IPC section-307) 1 charges related to House-trespass after preparation for hurt, assault or wrongful restraint(IPC section-452) 1 charges related to Resistance or obstruction to lawful apprehension of another person(IPC section-225) 1 charges related to House-trespass in order to commit offence punishable with imprisonment(IPC section-451)
2	Abdul Hameed Master	MALAPPURAM	VALLIKUNNU	IUML	8	7	2 charges related to Cheating and dishonestly inducing delivery of property(IPC section-420) 2 charges related to Forgery of valuable security, will, etc.(IPC section-467) 2 charges related to Forgery for purpose of cheating(IPC section-468) 2 charges related to Punishment for criminal breach of trust(IPC section-406)

Data in this Kit is presented in good faith, with an intention to inform voters. winning candidates affidavits obtained from the ECI website (www.eci.gov.in) with nomination papers is the source of this analysis. Website:-www.adrindia.org, www.myneta.info.

S.No.	Name	District	Constituency	Party Name	Serious IPC Counts	Total No of Cases	Brief Details of serious IPC Counts
3	Adv. M. Vincent	THIRUVANANTHAPURAM	KOVALAM	INC	7	8	1 charges related to Punishment for attempting to commit offences punishable with imprisonment for life or other imprisonment(IPC section-511) 1 charges related to Abetment of suicide(IPC section-306) 1 charges related to Punishment for rape(IPC section-376) 1 charges related to Assault or criminal force to woman with intent to outrage her modesty(IPC section-354) 1 charges related to Voluntarily causing hurt to deter public servant from his duty(IPC section-332) 1 charges related to House-trespass in order to commit offence punishable with imprisonment(IPC section-451) 1 charges related to Extortion(IPC section-383)
Puducherry							
1	P.M.L. Kalyanasundaram	PUDUCHERRY	KALAPET	BJP	6	8	2 charges related to Punishment for bribery(IPC section-171E) 1 charges related to Voluntarily causing hurt to deter public servant from his duty(IPC section-332) 1 charges related to Voluntarily causing grievous hurt to deter public servant from his duty(IPC section-333) 1 charges related to Forgery for purpose of cheating(IPC section-468) 1 charges related to Voluntarily causing hurt by dangerous weapons or means(IPC section-324)
2	P.R.N. Thirumurugan	KARAIKAL	KARAIKAL NORTH	All India N.R. Congress	2	4	1 charges related to Attempt to murder(IPC section-307) 1 charges related to Punishment for theft(IPC section-379)
3	A.M.H. Nazim	KARAIKAL	KARAIKAL SOUTH	DMK	1	9	1 charges related to Giving or fabricating false evidence with intent to procure conviction of capital offence(IPC section-194)
Tamil Nadu							
1	Ramachandran.T	KRISHNAGIRI	THALLY	CPI	21	25	8 charges related to Punishment for theft(IPC section-379) 5 charges related to Attempt to murder(IPC section-307) 3 charges related to Punishment for murder(IPC section-302) 2 charges related to Causing disappearance of evidence of offence, or giving false information to screen offender(IPC section-201) 2 charges related to Kidnapping or abducting in order to murder(IPC section-

Data in this Kit is presented in good faith, with an intention to inform voters. winning candidates affidavits obtained from the ECI website (www.eci.gov.in) with nomination papers is the source of this analysis. Website:-www.adrindia.org, www.myneta.info.

S.No.	Name	District	Constituency	Party Name	Serious IPC Counts	Total No of Cases	Brief Details of serious IPC Counts
							364) 1 charges related to Punishment for criminal intimidation(IPC section-506)
2	K.Ponmudy	VILLUPPURAM	TIRUKKOYILUR	DMK	13	13	2 charges related to Cheating and dishonestly inducing delivery of property(IPC section-420) 2 charges related to Forgery of valuable security, will, etc.(IPC section-467) 2 charges related to Forgery for purpose of cheating(IPC section-468) 1 charges related to Punishment for theft(IPC section-379) 1 charges related to Forgery of record of court or of public register, etc.(IPC section-466) 1 charges related to Fraudulent cancellation, destruction, etc., of will, authority to adopt, or valuable security(IPC section-477) 1 charges related to Imputations, assertions prejudicial to national-integration(IPC section-153B) 1 charges related to Criminal breach of trust by public servant, or by banker, merchant or agent(IPC section-409) 1 charges related to Delivery of coin as genuine, which, when first possessed, the deliverer did not know to be counterfeit(IPC section-241) 1 charges related to Punishment for criminal breach of trust(IPC section-406)
3	M.K. Stalin	CHENNAI	KOLATHUR	DMK	10	47	4 charges related to False statement in connection with an election(IPC section-171G) 2 charges related to Promoting enmity between different groups on grounds of religion, race, place of birth, residence, language, etc., and doing acts prejudicial to maintenance of harmony(IPC section-153A) 1 charges related to Undue influence at elections(IPC section-171C) 1 charges related to Failure to keep election accounts(IPC section-171I) 1 charges related to Punishment for kidnapping(IPC section-363) 1 charges related to Punishment for undue influence or personation at an election(IPC section-171F)
West Bengal							
1	Mukul Roy	NADIA	KRISHNANAGAR UTTAR	BJP	53	19	11 charges related to Cheating and dishonestly inducing delivery of property(IPC section-420) 9 charges related to Punishment for criminal breach of trust(IPC section-406) 6 charges related to Punishment for criminal intimidation(IPC section-506)

Data in this Kit is presented in good faith, with an intention to inform voters. winning candidates affidavits obtained from the ECI website (www.eci.gov.in) with nomination papers is the source of this analysis. Website:-www.adrindia.org, www.myneta.info.

S.No.	Name	District	Constituency	Party Name	Serious IPC Counts	Total No of Cases	Brief Details of serious IPC Counts
							4 charges related to Forgery for purpose of cheating(IPC section-468) 3 charges related to Punishment for murder(IPC section-302) 3 charges related to Punishment for voluntarily causing grievous hurt(IPC section-325) 3 charges related to Forgery of valuable security, will, etc.(IPC section-467) 3 charges related to Making or possessing counterfeit seal, etc., with intent to commit forgery punishable under section 467(IPC section-472) 2 charges related to Voluntarily causing grievous hurt by dangerous weapons or means(IPC section-326) 2 charges related to Attempt to murder(IPC section-307) 1 charges related to Voluntarily causing hurt to deter public servant from his duty(IPC section-332) 1 charges related to Punishment for culpable homicide not amounting to murder(IPC section-304) 1 charges related to Threatening or inducing any person to give false information(IPC section-195A) 1 charges related to Offering gift or restoration of property in consideration of screening offender(IPC section-214) 1 charges related to Voluntarily causing hurt by dangerous weapons or means(IPC section-324) 1 charges related to Assault or criminal force to woman with intent to outrage her modesty(IPC section-354) 1 charges related to Punishment for theft(IPC section-379)
2	Adhikari Mangobinda	PURBA BARDHAMAN	BHATAR	AITC	28	11	8 charges related to Punishment for voluntarily causing grievous hurt(IPC section-325) 5 charges related to Punishment for criminal intimidation(IPC section-506) 5 charges related to Voluntarily causing grievous hurt by dangerous weapons or means(IPC section-326) 4 charges related to Attempt to murder(IPC section-307) 2 charges related to Punishment for theft(IPC section-379) 2 charges related to Voluntarily causing hurt by dangerous weapons or means(IPC section-324) 1 charges related to Lurking house-trespass or house-breaking in order to

Data in this Kit is presented in good faith, with an intention to inform voters. winning candidates affidavits obtained from the ECI website (www.eci.gov.in) with nomination papers is the source of this analysis. Website:-www.adrindia.org, www.myneta.info.

S.No.	Name	District	Constituency	Party Name	Serious IPC Counts	Total No of Cases	Brief Details of serious IPC Counts
							commit offence punishable with imprisonment(IPC section-454) 1 charges related to Theft in dwelling house, etc.(IPC section-380)
3	Nisith Pramanik	COOCHBEHAR	DINHATA	BJP	26	13	5 charges related to Punishment for criminal intimidation(IPC section-506) 3 charges related to Voluntarily causing grievous hurt by dangerous weapons or means(IPC section-326) 3 charges related to Punishment for theft(IPC section-379) 2 charges related to Attempt to murder(IPC section-307) 2 charges related to Dishonestly receiving stolen property(IPC section-411) 1 charges related to Assembling for purpose of committing dacoity(IPC section-402) 1 charges related to Punishment for criminal breach of trust(IPC section-406) 1 charges related to Cheating and dishonestly inducing delivery of property(IPC section-420) 1 charges related to Punishment for murder(IPC section-302) 1 charges related to Voluntarily causing hurt to extort property, or to constrain to an illegal act(IPC section-327) 1 charges related to Assault or criminal force to woman with intent to outrage her modesty(IPC section-354) 1 charges related to Lurking house trespass or house-breaking by night in order to commit offence punishable with imprisonment(IPC section-457) 1 charges related to Theft in dwelling house, etc.(IPC section-380) 1 charges related to Voluntarily causing hurt to deter public servant from his duty(IPC section-332) 1 charges related to Voluntarily causing hurt by dangerous weapons or means(IPC section-324) 1 charges related to Making preparation to commit dacoity(IPC section-399)

Table: State Wise Top 3 Winning Candidates with serious criminal cases

Data in this Kit is presented in good faith, with an intention to inform voters. winning candidates affidavits obtained from the ECI website (www.eci.gov.in) with nomination papers is the source of this analysis. Website:-www.adrindia.org, www.myneta.info.

Financial Background

Crorepati Winning Candidates: Out of 808 Winning Candidates analysed, 535(66%) are crorepati.

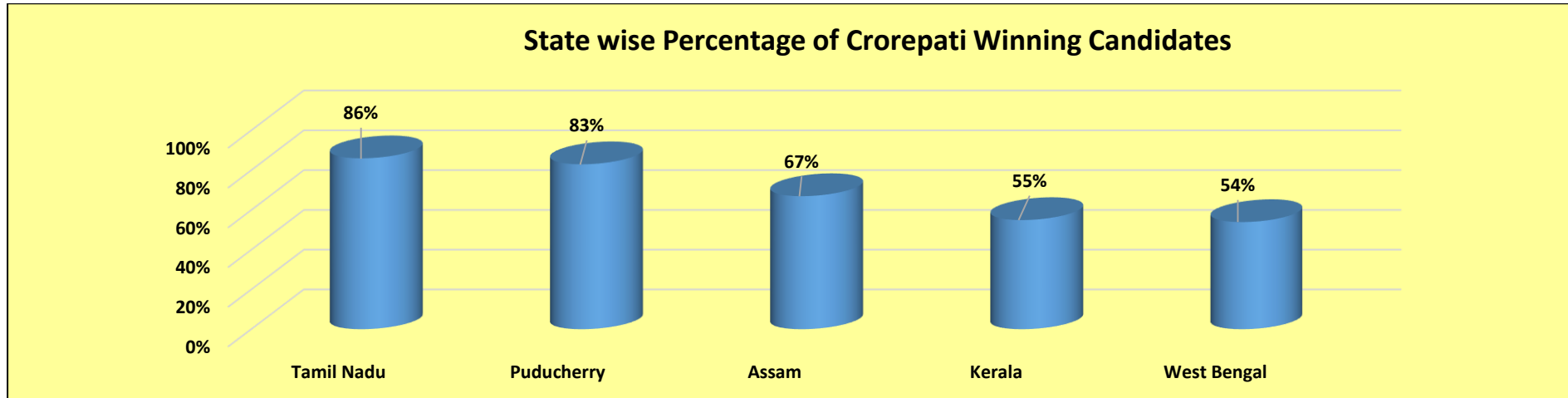


Figure: State Wise Percentage of Crorepati Winning Candidates

S.No.	State	Total number of Winning Candidates Analysed	Number of Crorepati Winning Candidates	Percentage of Crorepati Winning Candidates
1	Assam	126	85	67%
2	Kerala	136	75	55%
3	Puducherry	30	25	83%
4	Tamil Nadu	224	192	86%
5	West Bengal	292	158	54%
Total		808	535	66%

Table: State Wise Crorepati Winning Candidates

Data in this Kit is presented in good faith, with an intention to inform voters. winning candidates affidavits obtained from the ECI website (www.eci.gov.in) with nomination papers is the source of this analysis. Website:-www.adrindia.org, www.myneta.info.

Party wise Crorepati Winning Candidates

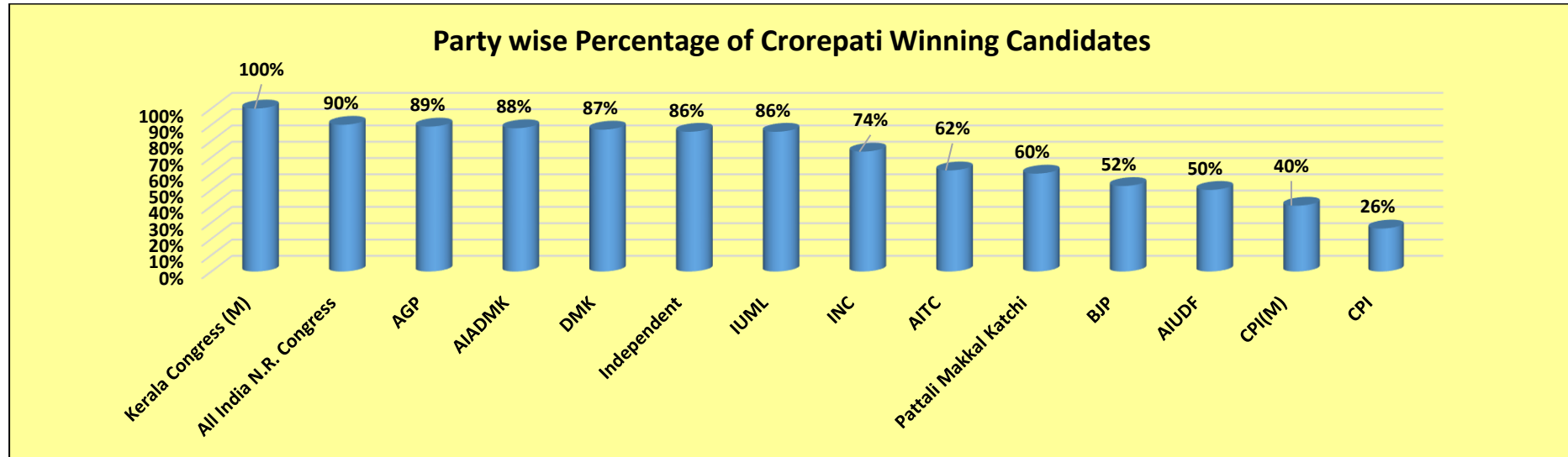


Figure: Party Wise Percentage of Crorepati Winning Candidates

Party Name	Total number of Winning Candidates analyzed	Number of Crorepati Winning Candidates	Percentage of Crorepati Winning Candidates
AITC	213	132	62%
DMK	131	114	87%
BJP	147	77	52%
AIADMK	66	58	88%
INC	68	50	74%
CPI(M)	62	25	40%

Data in this Kit is presented in good faith, with an intention to inform voters. winning candidates affidavits obtained from the ECI website (www.eci.gov.in) with nomination papers is the source of this analysis. Website:-www.adrindia.org, www.myneta.info.

Party Name	Total number of Winning Candidates analyzed	Number of Crorepati Winning Candidates	Percentage of Crorepati Winning Candidates
Independent	14	12	86%
IUML	14	12	86%
All India N.R. Congress	10	9	90%
AGP	9	8	89%
AIUDF	16	8	50%
CPI	19	5	26%
Kerala Congress (M)	5	5	100%
Pattali Makkal Katchi	5	3	60%
Bodoland Peoples Front	4	3	75%
Kerala Congress	2	2	100%
NCP	2	2	100%
JD(S)	2	2	100%
Viduthalai Chiruthaigal Katchi	4	2	50%
Kerala Congress (Jacob)	1	1	100%
Kerala Congress (B)	1	1	100%
Loktantrik Janta Dal	1	1	100%
Indian National League	1	1	100%
National Secular Conference	1	1	100%
Janadhipathiya Kerala Congress	1	1	100%
Others	9	0	0%
Total	808	535	66%

Table: Party wise Crorepati Winning Candidates

Data in this Kit is presented in good faith, with an intention to inform voters. winning candidates affidavits obtained from the ECI website (www.eci.gov.in) with nomination papers is the source of this analysis. Website:-www.adrindia.org, www.myneta.info.

Average assets: The average of assets per winning candidate is **Rs 5.93 Crores**.




Figure: State Wise Average Assets of Winning Candidates

S.No.	State	Total number of Winning Candidates Analysed	Average Assets (Rs)
1	Assam	126	Rs 4,59,35,288 4 Crore+
2	Kerala	136	Rs 3,12,95,074 3 Crore+
3	Puducherry	30	Rs 9,92,22,935 9 Crore+
4	Tamil Nadu	224	Rs 12,27,27,792 12 Crore+
5	West Bengal	292	Rs 2,53,66,319 2 Crore+
Total		808	Rs 5,93,05,266 5 Crore+

Table: State Wise Average Assets Winning Candidates

Data in this Kit is presented in good faith, with an intention to inform voters. winning candidates affidavits obtained from the ECI website (www.eci.gov.in) with nomination papers is the source of this analysis. Website:-www.adrindia.org, www.myneta.info.

Income Tax Details

Winning Candidates who have not filed ITR: Out of 808 Winning Candidates analysed, **9(1%)** Winning Candidates have not filed ITR.

S.No	State	Total Winning Candidates Analysed	Winning Candidates who have not filed ITR	Percentage of Winning Candidates who have not filed ITR
1	Assam	126	0	0%
2	Kerala	136	5	4%
3	Puducherry	30	0	0%
4	Tamil Nadu	224	2	1%
5	West Bengal	292	2	1%
Total		808	9	1%

Table: Winning Candidates who have not filed ITR

* Some Winning Candidates may be exempted from filing Income Tax Returns

State wise top 3 High asset Winning Candidates *: The details of state wise top three Winning Candidates with high assets are given below:

S.No.	Name	District	Constituency	Party	Movable Assets (Rs)	Immovable Assets (Rs)	Total Assets (Rs)	PAN Given
Assam								
1	Siraj Uddin Ajmal	Hojai	Jamunamukh	AIUDF	59,08,33,597	52,27,95,295	1,11,36,28,892 111 Crore+	Y
2	Siddeque Ahmed	Karimganj	Karimganj South	INC	1,68,65,101	24,67,37,020	26,36,02,121 26 Crore+	Y
3	Naba Kumar Doley	Dhakuakhana	Dhakuakhana (ST)	BJP	6,15,14,617	19,37,64,000	25,52,78,617 25 Crore+	Y
Kerala								
1	P.V. Anvar	Malappuram	Nilambur	IND	19,62,19,931	44,52,33,000	64,14,52,931 64 Crore+	Y
2	Dr. Mathew Kuzhainadan	Ernakulam	Muvattupuzha	INC	21,07,02,751	13,70,00,000	34,77,02,751 34 Crore+	Y
3	Mani C Kappen	Kottayam	Pala	IND	73,30,624	27,20,00,000	27,93,30,624 27 Crore+	Y
Puducherry								

Data in this Kit is presented in good faith, with an intention to inform voters. winning candidates affidavits obtained from the ECI website (www.eci.gov.in) with nomination papers is the source of this analysis. Website:-www.adrindia.org, www.myneta.info.

S.No.	Name	District	Constituency	Party	Movable Assets (Rs)	Immovable Assets (Rs)	Total Assets (Rs)	PAN Given
1	G. Nehru Alias Kuppusamy	Puducherry	Orleampeth	IND	8,60,54,327	35,32,51,000	43,93,05,327 43 Crore+	Y
2	N. Rangasamy	Puducherry	Thattanchavady	All India N.R. Congress	26,22,800	38,13,52,400	38,39,75,200 38 Crore+	Y
3	A. Johnkumar	Puducherry	Kamaraj Nagar	BJP	2,63,83,265	24,06,10,050	26,69,93,315 26 Crore+	Y
Tamil Nadu								
1	E.Subaya	TIRUNELVELI	AMBASAMUDRAM	AIADMK	6,86,14,591	2,39,90,05,983	2,46,76,20,574 246 Crore+	Y
2	M.K. Mohan	CHENNAI	ANNA NAGAR	DMK	4,18,46,663	2,07,02,53,180	2,11,20,99,843 211 Crore+	Y
3	S.Kathiravan	TIRUCHIRAPPALLI	MANACHANALLUR	DMK	64,36,56,670	56,85,00,000	1,21,21,56,670 121 Crore+	Y
West Bengal								
1	Ahmed Javed Khan	South 24 Parganas	Kasba	AITC	27,05,23,926	5,27,78,000	32,33,01,926 32 Crore+	Y
2	Vivek Gupta	Kolkata North	Jorasanko	AITC	23,13,86,606	8,85,56,454	31,99,43,060 31 Crore+	Y
3	Manoj Tiwary	Howrah	Shibpur	AITC	5,78,57,703	14,55,00,000	20,33,57,703 20 Crore+	Y

Table: State wise top three Winning Candidates with highest declared assets

*Total Assets includes income of self, spouse and dependents.

Data in this Kit is presented in good faith, with an intention to inform voters. winning candidates affidavits obtained from the ECI website (www.eci.gov.in) with nomination papers is the source of this analysis. Website:-www.adrindia.org, www.myneta.info.

State wise 3 Low asset Winning Candidates: The details of state wise three Winning Candidates with low assets are given below:

S.No.	Name	District	Constituency	Party Name	Movable Assets (Rs)	Immovable Assets (Rs)	Total Assets (Rs)	PAN Given
Assam								
1	Ashraful Hussain	Barpeta	Chenga	AIUDF	2,61,073	0	2,61,073 2 Lacs+	Y
2	Joyanta Basumatary	Chirang	Sidli (ST)	United Peoples Party, Liberal	2,18,879	2,32,000	4,50,879 4 Lacs+	Y
3	Nandita Gorlosa	Haflong	Haflong (ST)	BJP	5,00,000	0	5,00,000 5 Lacs+	Y
Kerala								
1	P.P.Sumod	Palakkad	Tarur	CPI(M)	1,39,497	8,55,000	9,94,497 9 Lacs+	Y
2	Kovoor Kunjumon	Kollam	Kunnathur	IND	7,28,000	4,00,000	11,28,000 11 Lacs+	Y
3	Arun Kumar	Alappuzha	Mavelikara	CPI(M)	5,81,500	6,75,000	12,56,500 12 Lacs+	N
Puducherry								
1	M.Nagathiyagarajan	Karaikal	Neravy-T.R.Pattinam	DMK	18,65,500	10,50,000	29,15,500 29 Lacs+	Y
2	Pr. Siva	Karaikal	Thirunallar	IND	37,58,916	0	37,58,916 37 Lacs+	Y
3	U Lakshmikandhan	Puducherry	Embalam (Sc)	All India N.R. Congress	31,10,278	13,40,000	44,50,278 44 Lacs+	Y
Tamil Nadu								
1	Marimuthu K	THIRUVARUR	THIRUTHURAIPOONDI (SC)	CPI	1,55,460	1,75,000	3,30,460 3 Lacs+	Y
2	M.Chinnadurai	PUDUKKOTTAI	GANDARVAKOTTAI (SC)	CPI(M)	4,73,200	0	4,73,200 4 Lacs+	N
3	Abdul Samad P	TIRUCHIRAPPALLI	MANAPPARAI	DMK	10,64,400	0	10,64,400 10 Lacs+	Y
West Bengal								

Data in this Kit is presented in good faith, with an intention to inform voters. winning candidates affidavits obtained from the ECI website (www.eci.gov.in) with nomination papers is the source of this analysis. Website:-www.adrindia.org, www.myneta.info.

S.No.	Name	District	Constituency	Party Name	Movable Assets (Rs)	Immovable Assets (Rs)	Total Assets (Rs)	PAN Given
1	Nirmal Kumar Dhara	Bankura	Indus (Sc)	BJP	1,700	0	1,700 1 Thou+	Y
2	Pundarikaksha Saha	Nadia	Nabadwip	AITC	30,423	0	30,423 30 Thou+	Y
3	Chandana Bauri	Bankura	Saltora (Sc)	BJP	62,296	0	62,296 62 Thou+	N

Table: State wise top 3 Winning Candidates with lowest declared assets

State wise top 3 Winning Candidates with high liabilities: The details of state wise top three Winning Candidates who have declared high liabilities are given below:

S.No.	Name	District	Constituency	Party	Total Assets(Rs)	Liabilities (Rs)	Disputed liabilities (Rs)	PAN Given
Assam								
1	Nijam Uddin Choudhury	Hailakandi	Algapur	AIUDF	13,81,58,381 13 Crore+	13,21,08,943 13 Crore+	0	Y
2	Bhaskar Jyoti Baruah	Titabar	Titabar	INC	11,30,27,283 11 Crore+	6,45,29,137 6 Crore+	0	Y
3	Biswajit Phukan	Dhansiri	Sarupathar	BJP	10,87,16,194 10 Crore+	5,84,25,489 5 Crore+	0	Y
Kerala								
1	P.V. Anvar	Malappuram	Nilambur	IND	64,14,52,931 64 Crore+	17,06,34,545 17 Crore+	0	Y
2	V.Abdurahiman	Malappuram	Tanur	National Secular Conference	17,17,80,192 17 Crore+	7,26,06,353 7 Crore+	0	Y

Data in this Kit is presented in good faith, with an intention to inform voters. winning candidates affidavits obtained from the ECI website (www.eci.gov.in) with nomination papers is the source of this analysis. Website:-www.adrindia.org, www.myneta.info.

S.No.	Name	District	Constituency	Party	Total Assets(Rs)	Liabilities (Rs)	Disputed liabilities (Rs)	PAN Given
3	Mani C Kappen	Kottayam	Pala	IND	27,93,30,624 27 Crore+	4,95,64,402 4 Crore+	0	Y
Puducherry								
1	G. Nehru Alias Kuppusamy	Puducherry	Orleampeth	IND	43,93,05,327 43 Crore+	14,50,55,724 14 Crore+	0	Y
2	R. Siva	Puducherry	Villianur	DMK	20,75,70,345 20 Crore+	10,90,38,002 10 Crore+	0	Y
3	A. Namassivayam	Puducherry	Mannadipet	BJP	25,05,76,451 25 Crore+	4,66,57,956 4 Crore+	0	Y
Tamil Nadu								
1	A.M.Munirathinam	RANIPET	SHOLINGHUR	INC	70,32,68,591 70 Crore+	# 50,95,81,789 50 Crore+	22,41,635 22 Lacs+	Y
2	Ashokan.G	VIRUDHUNAGAR	SIVAKASI	INC	49,46,69,749 49 Crore+	31,76,00,439 31 Crore+	0	Y
3	Murthy.R.Idream	CHENNAI	ROYAPURAM	DMK	1,12,19,58,217 112 Crore+	# 26,78,50,442 26 Crore+	4,79,048 4 Lacs+	Y
West Bengal								
1	Ahmed Javed Khan	South 24 Parganas	Kasba	AITC	32,33,01,926 32 Crore+	41,51,01,490 41 Crore+	0	Y
2	Ruden Sada Lepcha	Kalimpong	Kalimpong	IND	18,23,64,367 18 Crore+	12,10,37,237 12 Crore+	0	Y
3	Ratna Chatterjee	South 24 Parganas	Behala Purba	AITC	12,81,38,795 12 Crore+	6,66,30,530 6 Crore+	0	Y

Table: State –wise top three Winning Candidates with high liabilities

Disputed liabilities

Data in this Kit is presented in good faith, with an intention to inform voters. winning candidates affidavits obtained from the ECI website (www.eci.gov.in) with nomination papers is the source of this analysis. Website:-www.adrindia.org, www.myneta.info.

State wise top 3 Winning Candidates with high income as declared in ITR*: The table below shows state-wise 3 Winning Candidates who have declared highest income in their Income Tax Returns.

S.No	Name	Party	Constituency	District	Total Asset (Rs)	Self Source of Income	Spouse's Source of Income	The financial year for which the last income tax return has been filed by winner	Total income shown by winner in ITR (Self+Spouse+ Dependent) (Rs)	Self income shown by winner in ITR (Rs)
Assam										
1	Nijam Uddin Choudhury	AIUDF	Algapur	Hailakandi	13,81,58,381 13 Cr ore+	(Nijam Uddin Choudhury Prop.) M/S. Sadik Enterprise, Vill. Po. & Ps. Panchgram Dist. Hailakandi (Assam) Trade License Holder	(Saira Begum Choudhury Prop.) M.S. Choudhury Trade Agency, Vill, Po & Ps Panchgram Dist.Hailakandi (Assam) vide Regd. No - APWRD/R/1A/GEN/2021 /50937	2019-2020	4,59,80,910 4 Crore+	1,60,01,550 1 Crore+
2	Himanta Biswa Sarma	BJP	Jalukbari	Guwahati (Sadar)	17,27,65,162 17 Cr ore+	Govt. Salary	Salary Income	2019-2020	3,23,39,915 3 Crore+	25,94,907 25 Lacs+
3	Siraj Uddin Ajmal	AIUDF	Jamunamukh	Hojai	1,11,36,28,892 111 Crore+	Salary, Business, Pension, Investments, House property etc.	Bank Interest etc.	2019-2020	1,98,98,890 1 Crore+	1,98,84,710 1 Crore+
Kerala										
1	M Mukesh	CPI(M)	Kollam	Kollam	14,24,20,240 14 Crore+	Acting & Art Related	Dancing & Art Related	2020-2021	84,53,990 84 Lacs+	77,14,900 77 Lacs+
2	V.Abdurahiman	National Secular Conference	Tanur	Malappuram	17,17,80,192 17 Crore+	Business Share	Business Share	2019-2020	36,50,750 36 Lacs+	31,60,750 31 Lacs+
3	P.K Kunjhalikutty	IUML	Vengara	Malappuram	5,49,04,480 5 Crore+	Rent Income, Agricultural Income, Salary as	Income from Rent & Investment	2019-2020	34,77,737 34 Lacs+	21,64,601 21 Lacs+

Data in this Kit is presented in good faith, with an intention to inform voters. winning candidates affidavits obtained from the ECI website (www.eci.gov.in) with nomination papers is the source of this analysis. Website:-www.adrindia.org, www.myneta.info.

S.No	Name	Party	Constituency	District	Total Asset (Rs)	Self Source of Income	Spouse's Source of Income	The financial year for which the last income tax return has been filed by winner	Total income shown by winner in ITR (Self+Spouse+Dependent) (Rs)	Self income shown by winner in ITR (Rs)
						MP & Pension as Member of Legislative Assembly				
Puducherry										
1	G. Nehru Alias Kuppusamy	IND	Orleampeth	Puducherry	43,93,05,327 43 Cr ore+	Wine shop	Ranjith AGENCY	2019-2020	1,02,99,644 1 Cr ore+	76,56,630 76 Lacs+
2	A. Namassivayam	BJP	Mannadipet	Puducherry	25,05,76,451 25 Cr ore+	Agriculture and Business	Agriculture and Business	2020-2021	74,78,682 74 Lacs+	5,07,000 5 Lacs+
3	M. Sivasankar	IND	Ozhukarai	Puducherry	9,49,68,946 9 Crore+	Agriculture and Business	Rental	2019-2020	55,62,320 55 Lacs+	40,68,320 40 Lacs+
Tamil Nadu										
1	Vijaya Basker C	AIADMK	VIRALIMALAI	PUDUKKOTTAI	61,50,84,428 61 Cr ore+	Business	Business	2019-2020	10,43,07,960 10 Cr ore+	8,45,17,590 8 Crore+
2	S.Kathiravan	DMK	MANACHANALLUR	TIRUCHIRAPPALLI	1,21,21,56,670 121 Crore+	Business Income & Agricultural Income	Business, Salary, Rent Income & Agricultural Income	2019-2020	4,87,50,937 4 Cr ore+	3,20,57,180 3 Crore+
3	Mathiazhagan D	DMK	BARGUR	KRISHNAGIRI	71,87,67,086 71 Cr ore+	Through Business Income	Through Business Income	2020-2021	4,70,54,376 4 Cr ore+	1,66,90,092 1 Crore+
West Bengal										
1	Firhad Hakim	AITC	Kolkata Port	Kolkata South	13,34,24,256 13 Cr ore+	Business, Bank Interest, Salary from Govt. of WB & Other	Business, Bank Interest	2019-2020	1,98,41,870 1 Cr ore+	65,87,620 65 Lacs+
2	Raju Chakraborty (Raj)	AITC	Barrackpur	North 24 Parganas	13,30,02,383 13 Cr ore+	Professional & Business	Professional	2019-2020	1,71,50,850 1 Cr ore+	54,27,970 54 Lacs+

Data in this Kit is presented in good faith, with an intention to inform voters. winning candidates affidavits obtained from the ECI website (www.eci.gov.in) with nomination papers is the source of this analysis. Website:-www.adrindia.org, www.myneta.info.

S.No	Name	Party	Constituency	District	Total Asset (Rs)	Self Source of Income	Spouse's Source of Income	The financial year for which the last income tax return has been filed by winner	Total income shown by winner in ITR (Self+Spouse+Dependent) (Rs)	Self income shown by winner in ITR (Rs)
3	Ruden Sada Lepcha	IND	Kalimpong	Kalimpong	18,23,64,367 18 Cr ore+	Business	Business	2019-2020	1,70,31,780 1 Crore+	1,58,81,100 1 Crore+

Table: State wise top 3 Winning Candidates with high income as declared in income tax returns

**Total income includes income of self, spouse and dependent*

Data in this Kit is presented in good faith, with an intention to inform voters. winning candidates affidavits obtained from the ECI website (www.eci.gov.in) with nomination papers is the source of this analysis. Website:-www.adrindia.org, www.myneta.info.

Other Background Details

Overall Educational Details: 281(35%) Winning Candidates have declared their educational qualification to be between 5th to 12th pass, while 513(63%) Winning Candidates are graduates or have higher degrees. 2 Winning Candidates are illiterate and 1 candidate has declared himself just literate.

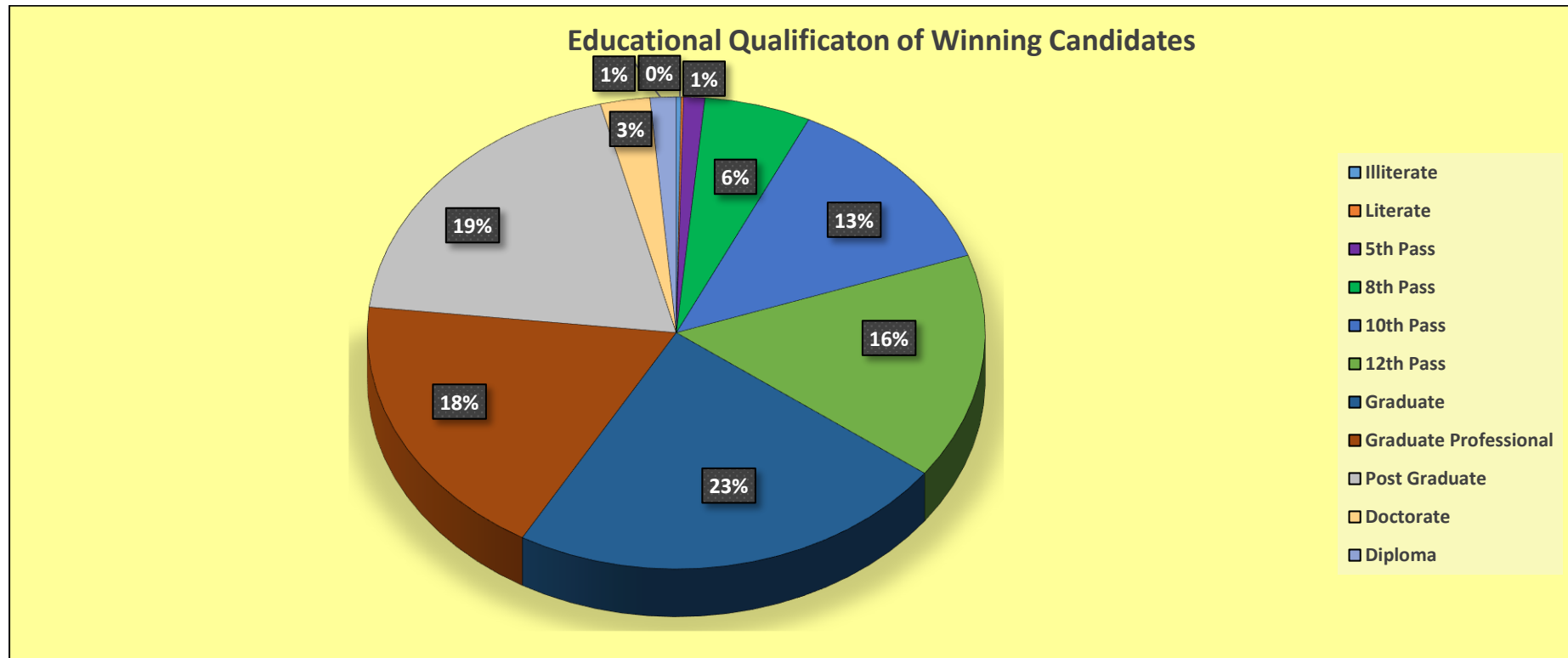


Figure: Analysis of Winning Candidates on the basis of educational qualification

Data in this Kit is presented in good faith, with an intention to inform voters. winning candidates affidavits obtained from the ECI website (www.eci.gov.in) with nomination papers is the source of this analysis. Website:-www.adrindia.org, www.myneta.info.

Education Group	Number of Winning Candidates analysed
Illiterate	2
Literate	1
5 th Pass	9
8th Pass	45
10th Pass	102
12th Pass	125
Graduate	187
Graduate Professional	149
Post Graduate	156
Doctorate	21
Diploma	11
Total	808

Table: Analysis of Winning Candidates on the basis of educational qualification

Data in this Kit is presented in good faith, with an intention to inform voters. winning candidates affidavits obtained from the ECI website (www.eci.gov.in) with nomination papers is the source of this analysis. Website:-www.adrindia.org, www.myneta.info.

Overall Age Details: 295 (37%) Winning Candidates have declared their age to be between **25 to 50 years** whereas **512(63%)** Winning Candidates have declared their age to be between **51 to 80 years**. **1** Winner Candidate has declared his age to be **above 80 years**.

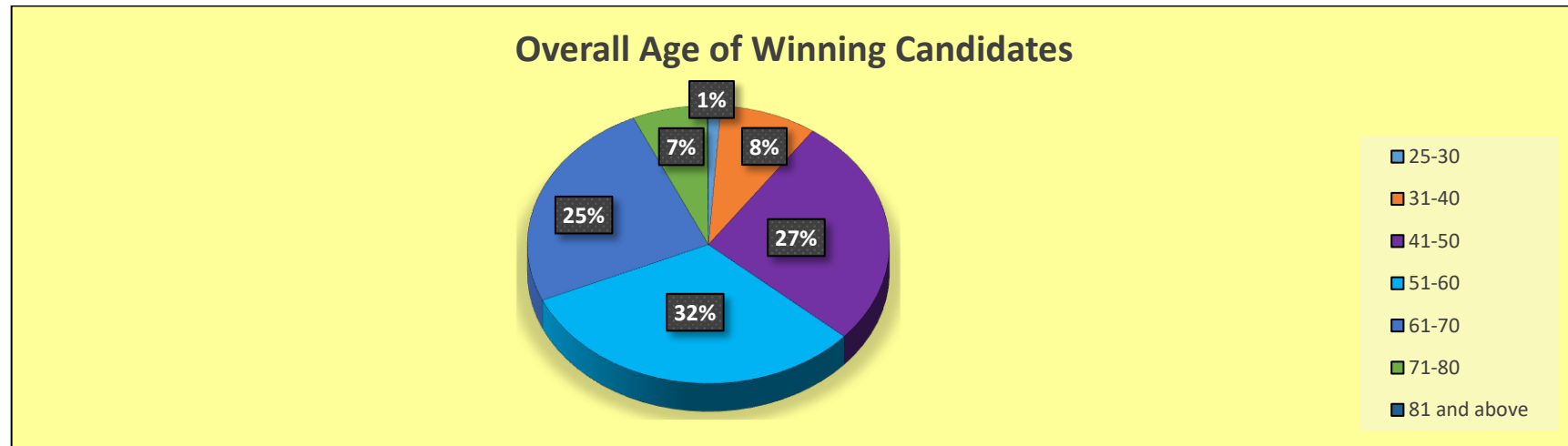


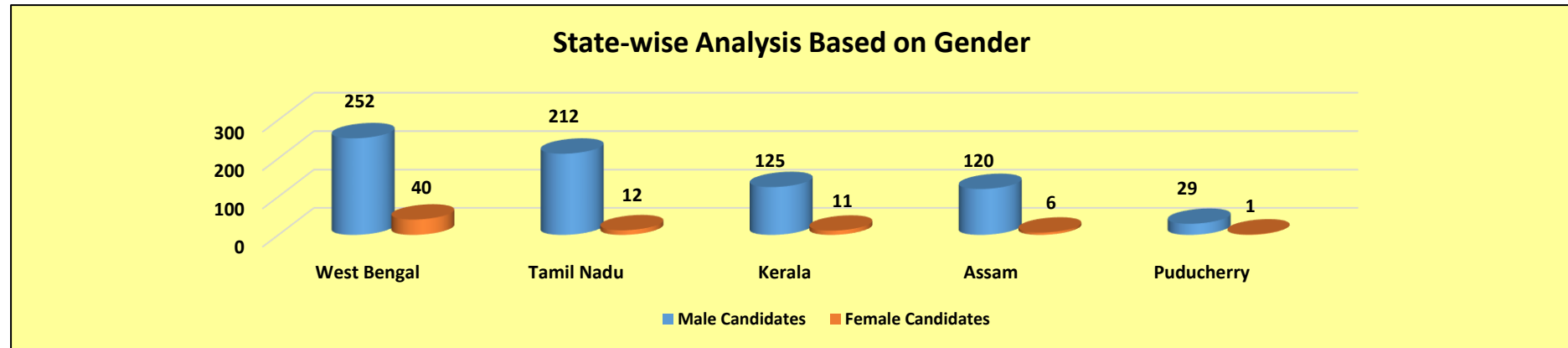
Figure: Analysis of Winning Candidates on the basis of age groups

Age Group (in Years)	Number of Winning Candidates Analyzed
25-30	9
31-40	70
41-50	216
51-60	258
61-70	200
71-80	54
81+	1
Total	808

Table: Analysis of Winning Candidates on the basis of age groups

Data in this Kit is presented in good faith, with an intention to inform voters. winning candidates affidavits obtained from the ECI website (www.eci.gov.in) with nomination papers is the source of this analysis. Website:-www.adrindia.org, www.myneta.info.

Overall Gender Details: Out of 808 Winning Candidates, 738 are men whereas **70(9%)** are women.



S.No	State	Total Winning Candidates Analysed	Male Winning Candidates	Female Winning Candidates	Percentage of female Winning Candidates
1	Assam	126	120	6	5%
2	Kerala	136	125	11	8%
3	Puducherry	30	29	1	3%
4	Tamil Nadu	224	212	12	5%
5	West Bengal	292	252	40	14%
Total		808	738	70	9%

Table: State wise analysis based on gender

Data in this Kit is presented in good faith, with an intention to inform voters. winning candidates affidavits obtained from the ECI website (www.eci.gov.in) with nomination papers is the source of this analysis. Website:-www.adrindia.org, www.myneta.info.

Upgraded MyNeta App

ADR Association for Democratic Reforms

myneta.info National Election Watch

Association for Democratic Reforms and National Election Watch present

THE UPGRADED MYNETA APP

DOWNLOAD TODAY!

And be a part of our **#MeraVoteMeraDesh** Campaign

Visit our website:
www.adrindia.org
www.myneta.info

Data in this Kit is presented in good faith, with an intention to inform voters. winning candidates affidavits obtained from the ECI website (www.eci.gov.in) with nomination papers is the source of this analysis. Website:-www.adrindia.org, www.myneta.info.

Donate to ADR

We need your help to support our #MeraVoteMeraDesh campaign for upcoming State Assembly Elections. The campaign aims to eradicate corruption & criminalization in the political process, empower the voters through greater dissemination of information on the candidates and the parties.

You can contribute to us using the following QR Code or access the link on our website [here](#).



ADR Speaks Podcast

ADR Speaks is a podcast series on issues related to electoral & political reforms. It focuses on the findings of ADR reports analysing background details of candidates, sources of political parties' income, election expenditure, Electoral Bonds etc. In these episodes, ADR breaks down key findings of its reports for simple understanding & accessibility to the general public, enabling them to make an informed choice. ADR podcast will also host discussions with experts, research scholars, public intellectuals, former election officials etc. on issues concerning India's democratic politics. [Please click on the icon to access the episodes on ADR website.](#)



Listen to Our Podcast on



Other platforms



Data in this Kit is presented in good faith, with an intention to inform voters. winning candidates affidavits obtained from the ECI website (www.eci.gov.in) with nomination papers is the source of this analysis. Website:-www.adrindia.org, www.myneta.info.



To Get Information About Candidates/Parties/MPs/MLAs/Corporators/PILs in courts

Give us missed call on: **8367797004**

Journalist Helpline no: **8010394248**

Subscribe to ADR on **WhatsApp**
for updates: **7840067840**

Visit: **www.myneta.info, www.adrindia.org**

Email: **adr@adrindia.org**

Send SMS: **Myneta <pincode or constituency>**
to 56263 or 9246022211

To contact ADR State Partners, visit:
<https://adrindia.org/about-adr/state-coordinators>

Social Media

 /myneta.info
  /adrindia.org
  @adrspeaks
  /adrspeaks
  /adrspeaks
 <https://in.linkedin.com/company/association-of-democratic-reforms-adr->

Our Websites

www.adrindia.org

Provides detailed analytical reports of Lok Sabha, State Assemblies, local body elections & financial reports of political parties & ongoing PILs in courts

www.myneta.info

Provides full information of criminal cases, asset, liability and education details declared by candidates in the self sworn affidavits

Android Apps

Myneta: The criminal, financial, educational & other background information self declared by candidates in their affidavits during elections is now available on your mobile phones.

Election Watch Reporter: This app provides a tool to the citizens to capture violations of election related laws & the code of conduct.

Both the applications are available on Google Play Store

Office Address

Association for Democratic Reforms
T-95, CL House, Second Floor,
Near Gulmohar Commercial Complex, Gautam Nagar,
Landmark: Green Park Metro Station (GN exit),
New Delhi-110 049,
Tel.: 011- 41654200, Fax: 011 - 46094248

Data in this Kit is presented in good faith, with an intention to inform voters. winning candidates affidavits obtained from the ECI website (www.eci.gov.in) with nomination papers is the source of this analysis. Website:-www.adrindia.org, www.myneta.info.

Contact Details

Assam Election Watch	West Bengal Election Watch	Puducherry/Tamil Nadu Election Watch
Mr. Tasaduk Ariful Hussain State Co-ordinator +91 94350-54775 arif28may@gmail.com	Dr. Ujjaini Halim State Coordinator +91-98302-99326 ujjainihalim@hotmail.com	P. Joseph Victor Raj State Co-ordinator +91 94860-86938 vrhope@gmail.com

National Election Watch/Association for Democratic Reforms

Media and Journalist Helpline +91 80103 94248 Email: adr@adrindia.org	Maj.Gen. Anil Verma (Retd) Head National Election Watch, Association for Democratic Reforms 011 4165 4200, +91 88264 79910 adr@adrindia.org , anilverma@adrindia.org	Prof Jagdeep Chhokar IIM Ahmedabad (Retd.) Founder Member, National Election Watch, Association for Democratic Reforms +91 99996 20944 jchhokar@gmail.com	Prof Trilochan Sastry IIM Bangalore Founder Member, National Election Watch, Association for Democratic Reforms +91 94483 53285 tsastry@gmail.com
--	---	---	---

DISCLAIMER

All information in this report has been taken from the website of Election Commission of India (<https://affidavit.eci.gov.in/>). **ADR does not add or subtract any information, unless the EC changes the data. In particular, no unverified information from any other source is used.** While all efforts have been made to ensure that the information is in keeping with what is available in the ECI website, in case of discrepancy between information in this report and that given in the ECI website, the information available ECI website should be treated as correct. Association for Democratic Reforms, National Election Watch and their volunteers are not responsible or liable for any damage arising directly or indirectly from the publication of this report.

Data in this Kit is presented in good faith, with an intention to inform voters. winning candidates affidavits obtained from the ECI website (www.eci.gov.in) with nomination papers is the source of this analysis. Website:-www.adrindia.org, www.myneta.info.