

22nd June, 2021

Press Release

Tamil Nadu Assembly Elections 2021
Analysis of Vote Share and Margin of Victory of Winners

Association for Democratic Reforms

T-95, C.L. House, 2nd Floor,
Near Gulmohar Commercial Complex
Gautam Nagar,
New Delhi-110 049
Phone: +91-011-4165-4200
Fax: +91-11-46094248
Email: adr@adrindia.org

To report any electoral violations and malpractices during elections download the Election Watch Reporter (Android App)

https://play.google.com/store/apps/details?id=com.webrosoft.election_watch_reporter

Contents

Summary and Highlights	3
Vote Share of Winner	5
Margin of Victory for Winners	8
Performance of Women Winners in Tamil Nadu Assembly Elections, 2021.....	10
Performance of Re-elected Winners in Tamil Nadu Assembly Elections, 2021	11
Details of NOTA	12
Vote Share and Margin of Victory of Winners in Tamil Nadu Assembly Elections 2021	14
DISCLAIMER	30

Summary and Highlights

Association for Democratic Reforms and Tamil Nadu Election Watch (TEW) have analysed the vote share for the all **234** constituencies in the Tamil Nadu Assembly Elections, 2021.

Vote Share of Winners

- The winners of the Tamil Nadu State Assembly elections, **2021** won by an average of **48.37 %** of total votes polled. In the **2016** elections winners won by an average of **45.67 %** of total votes polled.
- **85(36%)** winners won with **50%** and above of the total votes polled in their constituency.
- **149(64%)** winners won with less than **50%** of the total votes polled in their constituency.
- **54(38%)** out of **144** winners with declared criminal cases have won with a vote share of **50% and above**.
- **74(37%)** out of **201** crorepati winners have won with a vote share of **50% and above**.

Margin of Victory

- **8** winners have won with margin of victory of less than **1000** votes.
- **3** winners have won with more than **45%** of margin of victory.

Winners with Declared Criminal Cases and their Margin of Victory:

- **88** out of **144** winners with declared criminal cases have won against a runner up with a clean background.
- Among these **88** winners, **2** winners have won with more than **45%** margin of victory.
- **Udhayanidhi Stalin (DMK)** from **Chepauk-Thiruvallikeni** constituency won with **50.47%** margin of victory.

Crorepati Winners and their Margin of Victory:

- **36** out of **201** crorepati winners have won against a non-crorepati runners up.
- Among these **36** winners, **2** winners have won with more than **40 %** margin of victory.
- Among these, **Udhayanidhi Stalin (DMK)** from **Chepauk-Thiruvallikeni** constituency won with **50.47%** margin of victory.

Performance of Women Winners

- Among the **234** winners, **12** are women.
- All of them won with **34%** and above of vote share in their constituencies.
- Among the women winners, **Sivagama Sundari. K (DMK)** from **Krishnarayapuram** Constituency has won with the highest vote share, i.e. **53.37%** in her constituency and **17.48%** margin of victory.

Performance of Re-elected Winners

- Out of total **79** re-elected winners, none have won with less than **35%** of vote share in their respective constituencies. **33(42%)** have won with more than **50%** of vote share.
- **26(33%)** re-elected winners have won with less than **10%** of margin of victory whereas **8** have won with more than **30%** of margin of victory.

NOTA

- The NOTA button instated by the ECI in 2013 gave the voters an option of rejecting all the candidates in their constituency. Out of **4,62,36,492** votes polled in Tamil Nadu Assembly, 2021, **3,45,538 (0.75%)** were polled for NOTA.

Vote Share of Winner

The percentage of vote share was calculated by dividing the votes polled for the winner by the total number of valid votes polled. The value of vote share represents votes won by the winning candidates among the total number of valid votes polled.

$$\text{Votes Share} = \frac{(\text{Total Votes Polled for Winner})}{(\text{Total No. of Valid Votes Polled})}$$

The winners of the Tamil Nadu State Assembly elections, **2021** won by an average of **48.37 %** of total votes polled. In the **2016** elections winners won by an average of **45.67 %** of total votes polled.

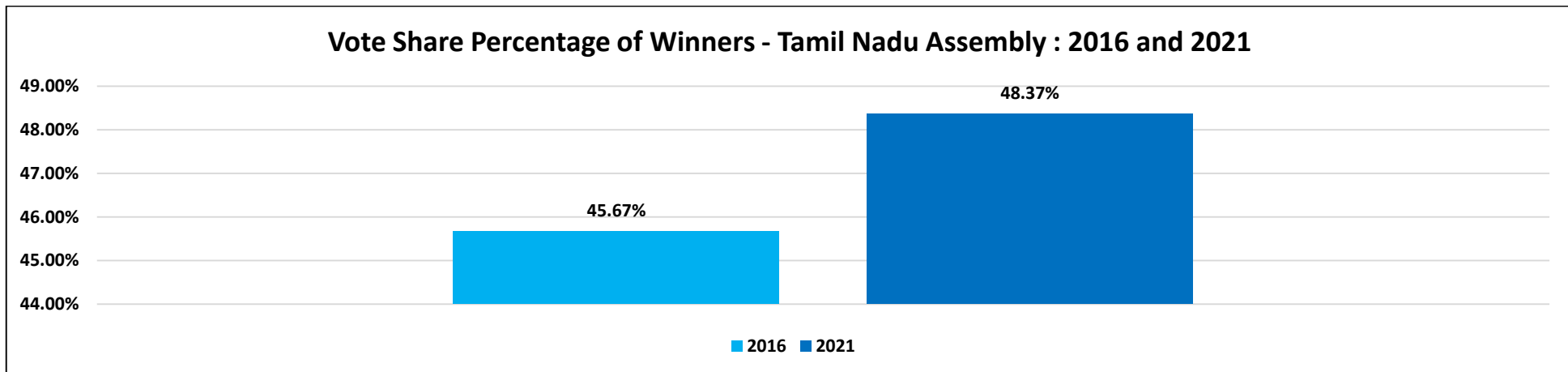


Figure: Vote Share Percentage of Winners - Tamil Nadu: 2016 and 2021

Number of Winners and their vote Share

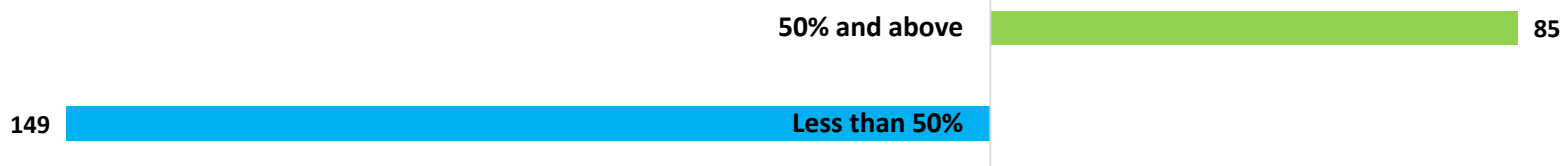


Figure: No. of Winners- Vote Share

- **Winners with highest vote share: 85(36%)** winners won with **50%** and above of the total votes polled in their constituency. The top **3** winners who have attained the highest vote share during the Tamil Nadu State Assembly Elections, 2021 are given below:

S.No.	Winner	Party	Constituency	Total Valid Votes in The Constituency	Votes Polled for Winner	% Vote share for Winner
1	Periyasamy I	DMK	Athoor	229940	165809	72.11%
2	Udhayanidhi Stalin	DMK	Chepauk-Thiruvallikeni	137405	93285	67.89%
3	E V Velu	DMK	Tiruvannamalai	208836	137876	66.02%

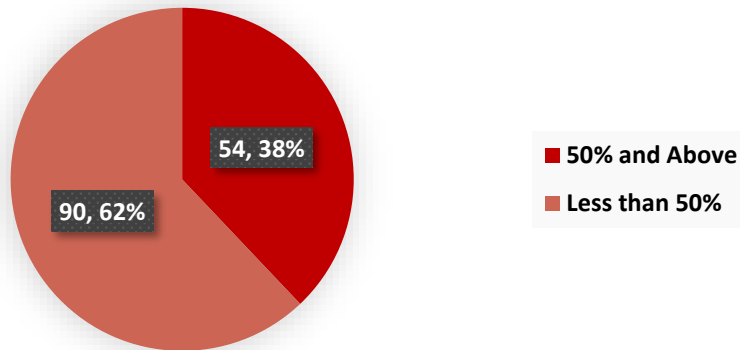
Table: Winners with highest vote share

- **Winners with Least Vote Share: 149(64%)** winners won with less than **50%** of the total votes polled in their constituency. The top **3** winners who have attained the least vote share during the Tamil Nadu Assembly Elections, 2021 are given below:

S.No.	Winner	Party	Constituency	Total Valid Votes in The Constituency	Votes Polled for Winner	% Vote share for Winner
1	Ayyappan P	AIADMK	Usilampatti	212513	71255	33.53%
2	Vanathi Srinivasan	BJP	Coimbatore (South)	154765	53209	34.38%
3	S.Mangudi	INC	Karaikudi	212456	75954	35.75%

Table: Winners with least vote share

Number of Winners with declared Criminal Cases and their Vote Share Percentage



Number of Crorepati Winners and their Vote Share Percentage

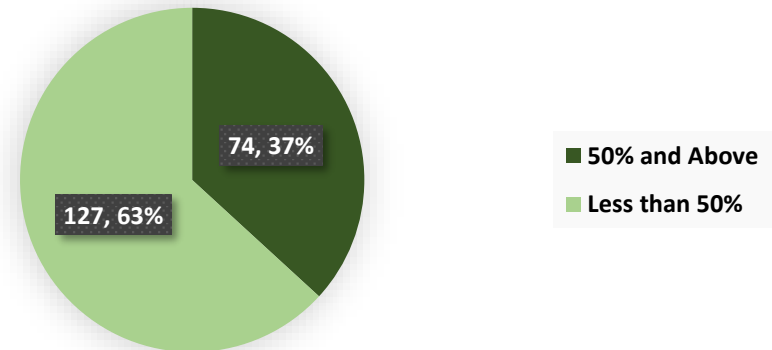


Figure: Vote Share of Winners with declared criminal cases and Crorepati Winners

- **Winners with Declared Criminal Cases and their Vote Share:** 54(38%) out of 144 winners with declared criminal cases have won with a vote share of 50% and above.
- **Crorepati Winners and their Vote Share:** 74(37%) out of 201 crorepati winners have won with a vote share of 50% and above.

Margin of Victory for Winners

Margin of Victory = Vote Polled for Winners – Votes Polled for the Runner Up

Winners with Margin of Victory less than 1000 votes: The details of winners with Margin of Victory less than 1000 votes are given below:

S.No.	Constituency	Total Valid Votes in The Constituency	Winner	Party	Votes Polled for Winner	% Vote share for Winner	Runners Up	Party	Votes Polled for Runners up	% of Votes Polled for Runners up	Margin of Victory	Margin of Victory %
1	Thiyagarayanagar	138114	Karunanithi J	DMK	56035	40.57%	Sathiyanaarayanan B	AIADMK	55898	40.47%	137	0.10%
2	Modakkurichi	181857	Saraswathi.C	BJP	78125	42.96%	Subbulakshmi Jegadeesan	DMK	77844	42.81%	281	0.15%
3	Tenkasi	214108	Palani Nadar.S	INC	89315	41.71%	Selva Mohandas Pandian.S	AIADMK	88945	41.54%	370	0.17%
4	Mettur	218442	Sadhasivam.S	PMK	97055	44.43%	Srinivasaperumal.S	DMK	96399	44.13%	656	0.30%
5	Katpadi	186246	Duraimurugan	DMK	85140	45.71%	V Ramu	AIADMK	84394	45.31%	746	0.40%
6	Krishnagiri	211648	Ashokkumar.K	AIADMK	96050	45.38%	Senguttuvan.T	DMK	95256	45.01%	794	0.38%
7	Vriddhachalam	196734	Radhakrishnan	INC	77064	39.17%	Karthikeyan. J	PMK	76202	38.73%	862	0.44%
8	Neyveli	164130	Saba.Rajendran	DMK	75177	45.80%	Jagan.K	PMK	74200	45.21%	977	0.60%

Table: Winners with Margin of Victory less than 1000 votes

Winners with Margin of Victory more than 45%: The details of Winners with Margin of Victory more than 45% are given below:

S.No.	Constituency	Total Valid Votes in The Constituency	Winner	Party	Votes Polled for Winner	% Vote share for Winner	Runners Up	Party	Votes Polled for Runners up	% of Votes Polled for Runners up	Margin of Victory	Margin of Victory %
1	Athoor	229940	Periyasamy I	DMK	165809	72.11%	Thilagabama M	PMK	30238	13.15%	135571	58.96%
2	Chepauk-Thiruvallikeni	137405	Udhayanidhi Stalin	DMK	93285	67.89%	Kassali A.V.A	PMK	23930	17.42%	69355	50.47%
3	Tiruchirappalli (West)	183099	Nehru, K.N.	DMK	118133	64.52%	Padmanathan, V.	AIADMK	33024	18.04%	85109	46.48%

Table: Winners with Margin of Victory more than 45%

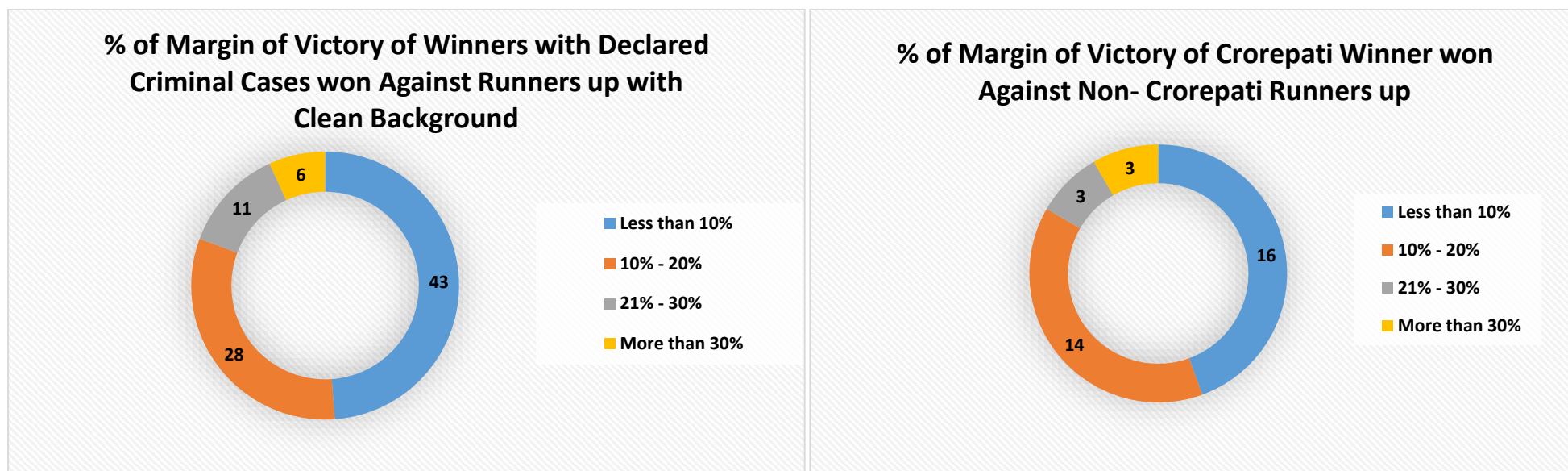


Figure: Margin of Victory of Winners with declared criminal cases and Crorepati Winners

Winners with Declared Criminal Cases and their Margin of Victory:

- 88 out of 144 winners with declared criminal cases have won against a runner up with a clean background.
- Among these 88 winners, 2 winners have won with more than 45% margin of victory.
- Udhayanidhi Stalin (DMK) from Chepauk-Thiruvallikeni constituency won with 50.47% margin of victory.

Crorepati Winners and their Margin of Victory:

- 36 out of 201 crorepati winners have won against a non-crorepati runners up.
- Among these 36 winners, 2 winners have won with more than 40 % margin of victory.
- Among these, Udhayanidhi Stalin (DMK) from Chepauk-Thiruvallikeni constituency won with 50.47% margin of victory.

Performance of Women Winners in Tamil Nadu Assembly Elections, 2021

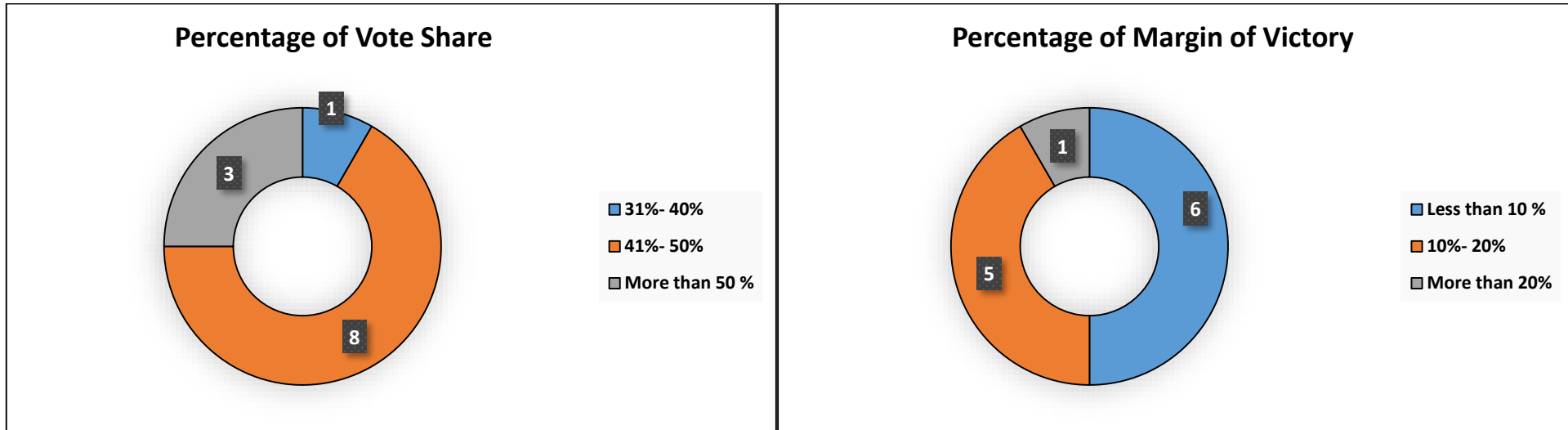


Figure: Performance of Women Winners

- Among the **234** winners, **12** are women.
- All of them won with **34%** and above of vote share in their constituencies.
- Among the women winners, **Sivagama Sundari. K (DMK)** from **Krishnarayapuram** Constituency has won with the highest vote share, i.e. **53.37%** in her constituency and **17.48%** margin of victory.

Performance of Re-elected Winners in Tamil Nadu Assembly Elections, 2021

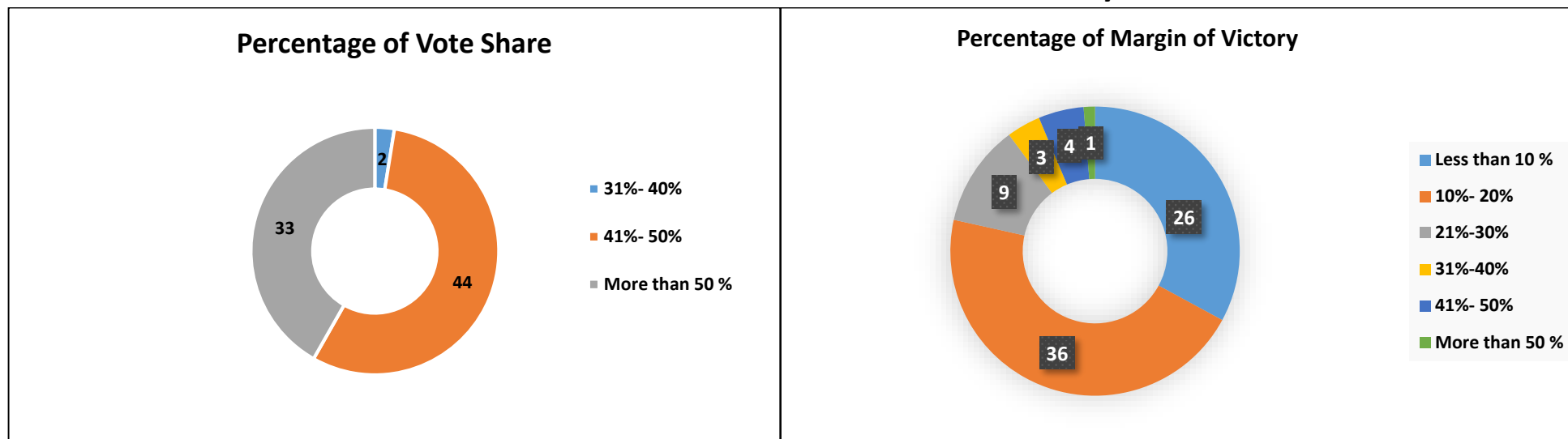


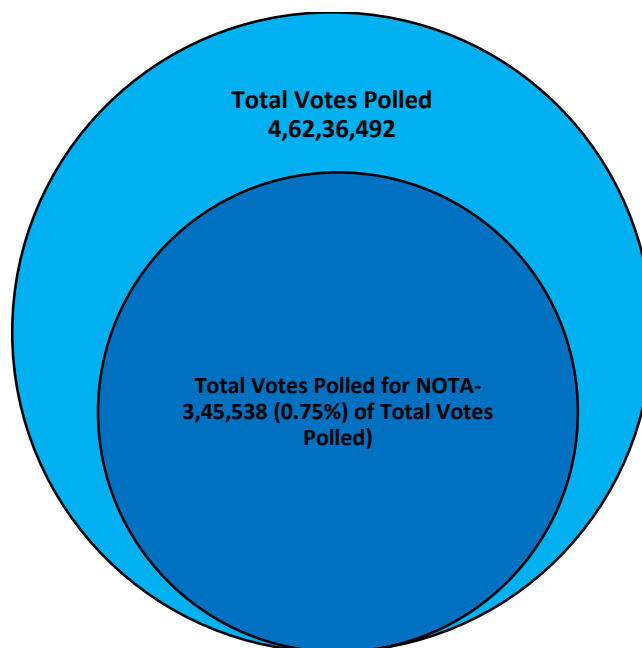
Figure: Performance of Re-Elected Winners

Percentage Range	Vote Share	Margin of Victory
Less than 10 %	0	26
10%- 20%	0	36
21%-30%	0	9
31%-40%	2	3
41%- 50%	44	4
More than 50 %	33	1

Table: Performance of Re-Elected Winners

- Out of total **79** re-elected winners, none have won with less than **35%** of vote share in their respective constituencies. **33(42%)** have won with more than **50%** of vote share.
- **26(33%)** re-elected winners have won with less than **10%** of margin of victory whereas **8** have won with more than **30%** of margin of victory.

Details of NOTA



- The NOTA button instated by the ECI in 2013 gave the voters an option of rejecting all the candidates in their constituency. Out of **4,62,36,492** votes polled in Tamil Nadu Assembly, 2021, **3,45,538 (0.75%)** were polled for NOTA.

- The top ten constituencies with highest votes polled for NOTA are as follows:

S.No.	Constituency	Total Valid Votes in The Constituency	Votes Polled for Winner	% Vote share for Winner	Votes Polled for Runners up	% of Votes Polled for Runners up	Votes Polled for NOTA	% of NOTA Votes
1	Chengalpattu	274087	130573	47.64%	103908	37.91%	3075	1.12%
2	Sholinganallur	388355	171558	44.18%	136153	35.06%	3030	0.78%
3	Kavundampalayam	309918	135669	43.78%	125893	40.62%	2892	0.93%
4	Poonamallee	263736	149578	56.72%	55468	21.03%	2867	1.09%
5	Mettupalayam	225083	105231	46.75%	102775	45.66%	2733	1.21%
6	Sulur	241653	118968	49.23%	87036	36.02%	2610	1.08%
7	Kancheepuram	229432	102712	44.77%	91117	39.71%	2539	1.11%
8	Periyakulam	201797	92251	45.71%	70930	35.15%	2451	1.21%
9	Rishivandiyam	215106	113912	52.96%	72184	33.56%	2420	1.13%
10	Srirangam	240240	113904	47.41%	93989	39.12%	2417	1.01%

Table: Top 10 Constituencies with highest votes polled for NOTA

Vote Share and Margin of Victory of Winners in Tamil Nadu Assembly Elections 2021

S.No.	Constituency	Total Valid Votes in The Constituency	Winner	Party	Votes Polled for Winner	% Vote share for Winner	Runners Up	Party	Votes Polled for Runners up	% of Votes Polled for Runners up	Margin of Victory	Margin of Victory %	Votes Polled for NOTA	% of NOTA Votes
1	Alandur	237751	T.M.Anbarasan	DMK	116785	49.12%	B.Valarmathi	AIADMK	76214	32.06%	40571	17.06%	1888	0.79%
2	Alangudi	171842	Siva.V.Meyyanathan	DMK	87935	51.17%	Dharma Thangavel	AIADMK	62088	36.13%	25847	15.04%	702	0.41%
3	Alangulam	203478	Paul Manoj Pandian	AIADMK	74153	36.44%	Dr.Poongothai Aladi Aruna	DMK	70614	34.70%	3539	1.74%	1786	0.88%
4	Ambasamudram	177681	E.Subaya	AIADMK	85211	47.96%	R.Avudaiappan	DMK	68296	38.44%	16915	9.52%	1673	0.94%
5	Ambattur	240299	Joseph Samuel	DMK	114554	47.67%	V Alexander	AIADMK	72408	30.13%	42146	17.54%	2358	0.98%
6	Ambur	177878	Vilwanathan.A.C	DMK	90476	50.86%	Nazar Mohamed.K	AIADMK	70244	39.49%	20232	11.37%	1417	0.80%
7	Anaikattu	197805	A.P.Nandakumar	DMK	95159	48.11%	D.Velazhagan	AIADMK	88799	44.89%	6360	3.22%	1791	0.91%
8	Andipatti	209540	A.Maharajan	DMK	93541	44.64%	A.Logirajan	AIADMK	85003	40.57%	8538	4.07%	1333	0.64%
9	Anna Nagar	165096	M.K. Mohan	DMK	80054	48.49%	S. Gokula Indira	AIADMK	52609	31.87%	27445	16.62%	1545	0.94%
10	Anthiyur	176385	Venkatachalam.A.G	DMK	79096	44.84%	Shanmugavel.K.S	AIADMK	77821	44.12%	1275	0.72%	1027	0.58%
11	Arakkonam	171412	S.Ravi	AIADMK	85399	49.82%	Gowthama Sannah.J	VCK	58230	33.97%	27169	15.85%	1656	0.97%
12	Arani	221422	S.Ramachandran	AIADMK	102961	46.50%	S.S.Anbalagan	DMK	99833	45.09%	3128	1.41%	1690	0.76%
13	Aranthangi	168048	Ramachandran T	INC	81835	48.70%	Rajanayagam M	AIADMK	50942	30.31%	30893	18.38%	524	0.31%
14	Aravakurichi	177114	Elango. R	DMK	93369	52.72%	Annamalai. K	BJP	68553	38.71%	24816	14.01%	869	0.49%
15	Arcot	209791	J.L.Eswarappan	DMK	103885	49.52%	Elavazagan.K.L	PMK	83927	40.01%	19958	9.51%	2253	1.07%
16	Ariyalur	225225	Chinnappa K	DMK	103975	46.16%	Rajendran S	AIADMK	100741	44.73%	3234	1.44%	1386	0.62%
17	Aruppukkottai	171201	K.K.S.S.R.Ramachandran	DMK	91040	53.18%	Vaigaichelvan	AIADMK	52006	30.38%	39034	22.80%	1323	0.77%
18	Athoor	229940	Periyasamy I	DMK	165809	72.11%	Thilagabama M	PMK	30238	13.15%	135571	58.96%	1564	0.68%
19	Attur	199743	A P Jayasankaran	AIADMK	95308	47.72%	Chinnadurai. K.	DMK	87051	43.58%	8257	4.13%	1834	0.92%
20	Avadi	300927	Nasar S M	DMK	150287	49.94%	Pandiarajan K	AIADMK	95012	31.57%	55275	18.37%	2381	0.79%

S.No.	Constituency	Total Valid Votes in The Constituency	Winner	Party	Votes Polled for Winner	% Vote share for Winner	Runners Up	Party	Votes Polled for Runners up	% of Votes Polled for Runners up	Margin of Victory	Margin of Victory %	Votes Polled for NOTA	% of NOTA Votes
21	Avanashi	212627	Dhanapal, P	AIADMK	117284	55.16%	Athiyamaan Raju	DMK	66382	31.22%	50902	23.94%	2372	1.12%
22	Bargur	197784	Mathiazhagan D	DMK	97256	49.17%	Krishnan A	AIADMK	84642	42.80%	12614	6.38%	1507	0.76%
23	Bhavani	201385	Karuppanan.K.C	AIADMK	100915	50.11%	Duraiaraj.K.P	DMK	78392	38.93%	22523	11.18%	2079	1.03%
24	Bhavanisagar	200567	A.Bannari	AIADMK	99181	49.45%	P.L Sundaram	CPI	83173	41.47%	16008	7.98%	2005	1.00%
25	Bhuvanagiri	197165	Arunmozhithevan. A	AIADMK	96453	48.92%	Saravanan. Durai.K	DMK	88194	44.73%	8259	4.19%	1058	0.54%
26	Bodinayakanur	214795	O.Panneerselvam	AIADMK	100050	46.58%	Thangatamilselvan	DMK	89029	41.45%	11021	5.13%	1403	0.65%
27	Chengalpattu	274087	Varalakshmi.M	DMK	130573	47.64%	Gajendran.M	AIADMK	103908	37.91%	26665	9.73%	3075	1.12%
28	Chengam	223950	Giri.M.P	DMK	108081	48.26%	Nainakannu.M.S	AIADMK	96511	43.09%	11570	5.17%	1085	0.48%
29	Chepauk-Thiruvallikeni	137405	Udhayanidhi Stalin	DMK	93285	67.89%	Kassali A.V.A	PMK	23930	17.42%	69355	50.47%	2061	1.50%
30	Cheyyar	214460	Jothi. O	DMK	102460	47.78%	Dusi. K. Mohan	AIADMK	90189	42.05%	12271	5.72%	1895	0.88%
31	Cheyyur	179120	Babu M	VCK	82750	46.20%	Kanitha S	AIADMK	78708	43.94%	4042	2.26%	1141	0.64%
32	Chidambaram	183352	K.A. Pandian	AIADMK	91961	50.16%	S. Abdul Rahman	IUML	75024	40.92%	16937	9.24%	1202	0.66%
33	Coimbatore (North)	202799	Amman K.Arjunan	AIADMK	81454	40.16%	Shanmugasundaram V.M	DMK	77453	38.19%	4001	1.97%	1701	0.84%
34	Coimbatore (South)	154765	Vanathi Srinivasan	BJP	53209	34.38%	Kamalhaasan	Makkal Needhi Maiam	51481	33.26%	1728	1.12%	901	0.58%
35	Colachal	182969	Prince J G	INC	90681	49.56%	Ramesh P.	BJP	65849	35.99%	24832	13.57%	878	0.48%
36	Coonoor	135908	Ramachandran- K.	DMK	61820	45.49%	Vinoth, D.	AIADMK	57715	42.47%	4105	3.02%	1188	0.87%
37	Cuddalore	182001	G.Iyappan	DMK	84563	46.46%	M.C.Sampath	AIADMK	79412	43.63%	5151	2.83%	1236	0.68%
38	Cumbum	202275	N.Ramakrishnan	DMK	104800	51.81%	Syedukhan.S.P.M	AIADMK	62387	30.84%	42413	20.97%	1659	0.82%
39	Dharapuram	193991	Kayalvizhi N	DMK	89986	46.39%	Murugan L	BJP	88593	45.67%	1393	0.72%	1903	0.98%
40	Dharmapuri	217333	Venkateshwaran.S.P.	PMK	105630	48.60%	Subramani.P	DMK	78770	36.24%	26860	12.36%	1726	0.79%

S.No.	Constituency	Total Valid Votes in The Constituency	Winner	Party	Votes Polled for Winner	% Vote share for Winner	Runners Up	Party	Votes Polled for Runners up	% of Votes Polled for Runners up	Margin of Victory	Margin of Victory %	Votes Polled for NOTA	% of NOTA Votes
41	Dindigul	195118	Sreenivasan.C	AIADMK	90595	46.43%	Pandi.N	CPI(M)	72848	37.34%	17747	9.10%	1807	0.93%
42	Dr.Radhakrishnan Nagar	187027	Ebenezer. J.J. Alias John Ebenezer.J	DMK	95763	51.20%	Raajesh.R.S.	AIADMK	53284	28.49%	42479	22.71%	1704	0.91%
43	Edappadi	247301	Palaniswami K	AIADMK	163154	65.97%	Sambathkumar. T	DMK	69352	28.04%	93802	37.93%	1109	0.45%
44	Egmore	119271	I.Paranthamen	DMK	68832	57.71%	B.John Pandian	AIADMK	30064	25.21%	38768	32.50%	1176	0.99%
45	Erode (East)	152037	Thirumahan Everaa-E.	INC	67300	44.27%	Yuvaraja,M.	AIADMK	58396	38.41%	8904	5.86%	1546	1.02%
46	Erode (West)	205579	Muthusamy S	DMK	100757	49.01%	Ramalingam K V	AIADMK	78668	38.27%	22089	10.74%	1968	0.96%
47	Gandarvakkottai	157620	M.Chinnadurai	CPI(M)	69710	44.23%	S.Jayabharathi	AIADMK	56989	36.16%	12721	8.07%	1390	0.88%
48	Gangavalli	186503	A.Nallathambi	AIADMK	89568	48.02%	Rekha Priyadharshini,J.	DMK	82207	44.08%	7361	3.95%	1251	0.67%
49	Gingee	206880	Masthan K S	DMK	109625	52.99%	Rajendiran P	PMK	73822	35.68%	35803	17.31%	2279	1.10%
50	Gobichettipalayam	214281	Sengottaiyan K.A	AIADMK	108608	50.68%	Manimaran G.V	DMK	80045	37.36%	28563	13.33%	1307	0.61%
51	Gudalur	138257	Pon.Jayaseelan	AIADMK	64496	46.65%	Kasilingam, S.	DMK	62551	45.24%	1945	1.41%	1017	0.74%
52	Gudiyattam	211630	Amalu.V	DMK	100412	47.45%	Paritha.G	AIADMK	93511	44.19%	6901	3.26%	1699	0.80%
53	Gummidipoondi	222069	Govindarajan T.J	DMK	126452	56.94%	Prakash M	PMK	75514	34.00%	50938	22.94%	1783	0.80%
54	Harbour	101650	Sekarbabu. P.K	DMK	59317	58.35%	Vinoj. P. Selvam	BJP	32043	31.52%	27274	26.83%	912	0.90%
55	Harur	198565	Sampathkumar.V	AIADMK	99061	49.89%	Kumar.A	CPI(M)	68699	34.60%	30362	15.29%	2249	1.13%
56	Hosur	248098	Prakaash Y	DMK	118231	47.65%	Jyothi S	AIADMK	105864	42.67%	12367	4.98%	1976	0.80%
57	Jayankondam	216368	Kannan Ka So Ka	DMK	99529	46.00%	Balu K	PMK	94077	43.48%	5452	2.52%	1861	0.86%
58	Jolarpet	196358	Devaraji.K.	DMK	89490	45.57%	Veeramani.K.C.	AIADMK	88399	45.02%	1091	0.56%	1337	0.68%
59	Kadayanallur	205374	C.Krishnamurali	AIADMK	88474	43.08%	K.A.M.Muhammed Abubacker	IUML	64125	31.22%	24349	11.86%	1056	0.51%
60	Kalasapakkam	196434	Saravanan.P.S.T	DMK	94134	47.92%	Panneerselvam.V	AIADMK	84912	43.23%	9222	4.69%	1593	0.81%

S.No.	Constituency	Total Valid Votes in The Constituency	Winner	Party	Votes Polled for Winner	% Vote share for Winner	Runners Up	Party	Votes Polled for Runners up	% of Votes Polled for Runners up	Margin of Victory	Margin of Victory %	Votes Polled for NOTA	% of NOTA Votes
61	Kallakurichi	225858	Senthilkumar.M	AIADMK	110643	48.99%	Manirathinem.K.I	INC	84752	37.52%	25891	11.46%	1257	0.56%
62	Kancheepuram	229432	C.V.M.P. Ezhailzrasan	DMK	102712	44.77%	P. Magesh Kumar	PMK	91117	39.71%	11595	5.05%	2539	1.11%
63	Kangayam	199818	Saminathan.M.P	DMK	94197	47.14%	Ramalingam.A.S	AIADMK	86866	43.47%	7331	3.67%	1027	0.51%
64	Kanniyakumari	224874	Thalavai Sundaram N.	AIADMK	109745	48.80%	Austin S.	DMK	93532	41.59%	16213	7.21%	1096	0.49%
65	Karaikudi	212456	S.Mangudi	INC	75954	35.75%	H.Raja	BJP	54365	25.59%	21589	10.16%	1349	0.63%
66	Karur	207310	Senthilbalaji V	DMK	101757	49.08%	Vijayabhaskar. M.R	AIADMK	89309	43.08%	12448	6.00%	961	0.46%
67	Katpadi	186246	Duraimurugan	DMK	85140	45.71%	V Ramu	AIADMK	84394	45.31%	746	0.40%	1889	1.01%
68	Kattumannarkoil	175561	Sinthanai Selvan	VCK	86056	49.02%	N. Murugumaran	AIADMK	75491	43.00%	10565	6.02%	648	0.37%
69	Kavundampalayam	309918	G.Arunkumar	AIADMK	135669	43.78%	R.Krishnan	DMK	125893	40.62%	9776	3.15%	2892	0.93%
70	Killiyoor	169918	Rajesh Kumar S	INC	101541	59.76%	Jude Dev K.V	AIADMK	46141	27.15%	55400	32.60%	754	0.44%
71	Kilpennathur	203886	K.Pitchandi	DMK	104675	51.34%	K.Selvakumar	PMK	77888	38.20%	26787	13.14%	961	0.47%
72	Kilvaithinankuppam	174124	M.Jagan Moorthy	AIADMK	84579	48.57%	K Seetharaman	DMK	73997	42.50%	10582	6.08%	1798	1.03%
73	Kilvelur	142995	Nagaimaali V P	CPI(M)	67988	47.55%	Vadivel Ravanam S	PMK	51003	35.67%	16985	11.88%	897	0.63%
74	Kinathukadavu	232435	Damodaran.S	AIADMK	101537	43.68%	Kuruchi Prabhakaran	DMK	100442	43.21%	1095	0.47%	2280	0.98%
75	Kolathur	173388	M.K. Stalin	DMK	105522	60.86%	Aadirajaram	AIADMK	35138	20.27%	70384	40.59%	1529	0.88%
76	Kovilpatti	180928	Kadambur Raju	AIADMK	68556	37.89%	Ttv Dhinakaran	Amma Makkal Munnettra Kazagam	56153	31.04%	12403	6.86%	1124	0.62%
77	Krishnagiri	211648	Ashokkumar.K	AIADMK	96050	45.38%	Senguttuvan.T	DMK	95256	45.01%	794	0.38%	1837	0.87%
78	Krishnarayapuram	180902	Sivagama Sundari.K	DMK	96540	53.37%	Muthukumar	AIADMK	64915	35.88%	31625	17.48%	1177	0.65%

S.No.	Constituency	Total Valid Votes in The Constituency	Winner	Party	Votes Polled for Winner	% Vote share for Winner	Runners Up	Party	Votes Polled for Runners up	% of Votes Polled for Runners up	Margin of Victory	Margin of Victory %	Votes Polled for NOTA	% of NOTA Votes
79	Kulithalai	197456	R.Manickam	DMK	100829	51.06%	N.R.Chandrasekar	AIADMK	77289	39.14%	23540	11.92%	1191	0.60%
80	Kumarapalayam	201925	Thangamani.P	AIADMK	100800	49.92%	M.Venkatachalam	DMK	69154	34.25%	31646	15.67%	1342	0.66%
81	Kumbakonam	197564	Anbalagan, G.	DMK	96057	48.62%	Srithar Vandayar, G.M.	AIADMK	74674	37.80%	21383	10.82%	1648	0.83%
82	Kunnam	219879	Sivasankar- S.S.	DMK	103922	47.26%	Ramachandran, R.T.	AIADMK	97593	44.38%	6329	2.88%	753	0.34%
83	Kurinjipadi	198781	M.R.K.Panneerselvam	DMK	101456	51.04%	Selvi Ramajayam	AIADMK	83929	42.22%	17527	8.82%	1212	0.61%
84	Lalgudi	174754	A.Soundarapandian	DMK	84914	48.59%	D.R.Dharmaraj	AIADMK	67965	38.89%	16949	9.70%	1200	0.69%
85	Madathukulam	181902	C Mahendran	AIADMK	84313	46.35%	R.Jayaramakrishnan	DMK	77875	42.81%	6438	3.54%	1048	0.58%
86	Madavaram	302700	Sudharsanam. S	DMK	151485	50.04%	Moorthy. V	AIADMK	94414	31.19%	57071	18.85%	2166	0.72%
87	Madhuravoyal	273870	Ganapathy.K	DMK	121298	44.29%	Benjamin.P	AIADMK	89577	32.71%	31721	11.58%	2146	0.78%
88	Madurai Central	149430	Palanivel Thiaga Rajan	DMK	73205	48.99%	Jothi Muthuramalingam N	AIADMK	39029	26.12%	34176	22.87%	1441	0.96%
89	Madurai East	237892	Moorthy P	DMK	122729	51.59%	Gopalakrishnan R	AIADMK	73125	30.74%	49604	20.85%	1944	0.82%
90	Madurai North	156556	Thalapathi G	DMK	73010	46.64%	Saravanan P	BJP	50094	32.00%	22916	14.64%	1564	1.00%
91	Madurai South	147833	Boominathan.M	DMK	62812	42.49%	Saravanan. S.S	AIADMK	56297	38.08%	6515	4.41%	1551	1.05%
92	Madurai West	201694	Raju. K	AIADMK	83883	41.59%	Chinnammal. C	DMK	74762	37.07%	9121	4.52%	1774	0.88%
93	Madurantakam	185842	Maragatham. K	AIADMK	86646	46.62%	Sathya. C.E	DMK	83076	44.70%	3570	1.92%	1371	0.74%
94	Mailam	176989	Sivakumar C	PMK	81044	45.79%	Dr. MASILAMANI R	DMK	78814	44.53%	2230	1.26%	884	0.50%
95	Manachanallur	196719	S.Kathiravan	DMK	116334	59.14%	M. Paranjothi	AIADMK	56716	28.83%	59618	30.31%	1067	0.54%
96	Manamadurai	203061	Tamilarasi A.	DMK	89364	44.01%	Nagarajan S.	AIADMK	75273	37.07%	14091	6.94%	1333	0.66%

S.No.	Constituency	Total Valid Votes in The Constituency	Winner	Party	Votes Polled for Winner	% Vote share for Winner	Runners Up	Party	Votes Polled for Runners up	% of Votes Polled for Runners up	Margin of Victory	Margin of Victory %	Votes Polled for NOTA	% of NOTA Votes
97	Manapparai	221748	Abdul Samad P	DMK	98077	44.23%	Chandrasekar.R	AIADMK	85834	38.71%	12243	5.52%	1009	0.46%
98	Mannargudi	193229	Rajaa T R B	DMK	87172	45.11%	Rajamanickam Siva	AIADMK	49779	25.76%	37393	19.35%	960	0.50%
99	Mayiladuthurai	174640	Rajakumar.S	INC	73642	42.17%	Palanisamy.A	PMK	70900	40.60%	2742	1.57%	1067	0.61%
100	Melur	182782	Periyapullan P Alias Selvam	AIADMK	83344	45.60%	Ravichandran T.	INC	48182	26.36%	35162	19.24%	884	0.48%
101	Mettupalayam	225083	Selvaraj A K	AIADMK	105231	46.75%	Shanmugasundaram T R	DMK	102775	45.66%	2456	1.09%	2733	1.21%
102	Mettur	218442	Sadhasivam.S	PMK	97055	44.43%	Srinivasaperumal.S	DMK	96399	44.13%	656	0.30%	2247	1.03%
103	Modakkurichi	181857	Saraswathi.C	BJP	78125	42.96%	Subbulakshmi Jegadeesan	DMK	77844	42.81%	281	0.15%	2342	1.29%
104	Mudhukulathur	221213	R.S.Rajakannappan	DMK	101901	46.06%	Keerthika	AIADMK	81180	36.70%	20721	9.37%	523	0.24%
105	Musiri	179706	N. Thiyagarajan	DMK	90624	50.43%	M. Selvarasu	AIADMK	63788	35.50%	26836	14.93%	1092	0.61%
106	Mylapore	153430	Velu.Dha	DMK	68392	44.58%	Nataraj.R	AIADMK	55759	36.34%	12633	8.23%	1287	0.84%
107	Nagapattinam	143560	J. Mohamed Shanavas	VCK	66281	46.17%	Thanka.Kathiravan	AIADMK	59043	41.13%	7238	5.04%	895	0.62%
108	Nagercoil	184185	Gandhi M.R.	BJP	88804	48.21%	Suresh Rajan N.	DMK	77135	41.88%	11669	6.34%	930	0.50%
109	Namakkal	206759	Ramalingam P	DMK	106494	51.51%	Baskar K.P.P.	AIADMK	78633	38.03%	27861	13.48%	1285	0.62%
110	Nanguneri	192522	Ruby R Manoharan	INC	75902	39.43%	Ganesaraja	AIADMK	59416	30.86%	16486	8.56%	1537	0.80%
111	Nannilam	221944	Kamaraj R	AIADMK	103637	46.70%	Jothiraman S	DMK	99213	44.70%	4424	1.99%	1190	0.54%
112	Natham	225244	Natham.R.Viswanathan	AIADMK	107762	47.84%	M.A.Andi Ambalam	DMK	95830	42.54%	11932	5.30%	1444	0.64%
113	Neyveli	164130	Saba.Rajendran	DMK	75177	45.80%	Jagan.K	PMK	74200	45.21%	977	0.60%	1171	0.71%
114	Nilakkottai	184805	S.Thenmozhi	AIADMK	91461	49.49%	K.Murugavelrajan	DMK	63843	34.55%	27618	14.94%	1260	0.68%
115	Oddanchatram	201756	Sakkarapani R	DMK	109970	54.51%	Nataraj N.P	AIADMK	81228	40.26%	28742	14.25%	1457	0.72%

S.No.	Constituency	Total Valid Votes in The Constituency	Winner	Party	Votes Polled for Winner	% Vote share for Winner	Runners Up	Party	Votes Polled for Runners up	% of Votes Polled for Runners up	Margin of Victory	Margin of Victory %	Votes Polled for NOTA	% of NOTA Votes
116	Omalur	249027	R.Mani	AIADMK	142488	57.22%	Rangarajan Mohan Kumaramangalam	INC	87194	35.01%	55294	22.20%	1600	0.64%
117	Orathanadu	191840	Vaithilingam, R.	AIADMK	90063	46.95%	Ramchandran, M.	DMK	61228	31.92%	28835	15.03%	867	0.45%
118	Ottapidaram	177840	Shunmugaiah C	DMK	73110	41.11%	Mohan P	AIADMK	64600	36.32%	8510	4.79%	1568	0.88%
119	Padmanabhapuram	170156	Mano Thangaraj, T.	DMK	87744	51.57%	John Thankam, D.	AIADMK	60859	35.77%	26885	15.80%	1036	0.61%
120	Palacode	206595	Anbalagan.K.P.	AIADMK	110070	53.28%	Murugan.P.K.	DMK	81970	39.68%	28100	13.60%	1351	0.65%
121	Palani	205384	Senthil Kumar I.P	DMK	108566	52.86%	Ravi Manoharan K	AIADMK	78510	38.23%	30056	14.63%	1110	0.54%
122	Palayamkottai	161091	Abdul Wahab .M	DMK	89117	55.32%	Gerald .G	AIADMK	36976	22.95%	52141	32.37%	1647	1.02%
123	Palladam	261511	Anandan M S M	AIADMK	126903	48.53%	Muthurathinam K	DMK	94212	36.03%	32691	12.50%	1802	0.69%
124	Pallavaram	266194	Karunanithi	DMK	126427	47.49%	Rajendran	AIADMK	88646	33.30%	37781	14.19%	1945	0.73%
125	Panruti	197049	Velmurugan.T	DMK	93801	47.60%	Rajendran.R	AIADMK	89104	45.22%	4697	2.38%	1323	0.67%
126	Papanasam	196982	Dr.JAWAHIRULLAH, M.H.	DMK	86567	43.95%	Gopinathan, K.	AIADMK	70294	35.69%	16273	8.26%	1204	0.61%
127	Pappireddipatti	220994	Govindasamy.A	AIADMK	114507	51.81%	Prabhurajasekar.M	DMK	77564	35.10%	36943	16.72%	1338	0.61%
128	Paramakudi	182158	Murugesan S	DMK	84864	46.59%	Sadhan Prabhakar N	AIADMK	71579	39.30%	13285	7.29%	1258	0.69%
129	Paramathi-Velur	183697	Sekar S	AIADMK	86034	46.83%	Moorthiy K S	DMK	78372	42.66%	7662	4.17%	964	0.52%
130	Pattukkottai	177200	Annadurai, K.	DMK	79065	44.62%	Rengarajan, N.R.	AIADMK	53796	30.36%	25269	14.26%	1026	0.58%
131	Pennagaram	210305	Mani. G.K	PMK	106123	50.46%	Inbasekaran. P.N.P	DMK	84937	40.39%	21186	10.07%	1759	0.84%
132	Perambalur	240026	Prabhakaran, M.	DMK	122090	50.87%	Thamizhselvan, R.	AIADMK	91056	37.94%	31034	12.93%	1884	0.78%
133	Perambur	200387	Shekar. R.D	DMK	105267	52.53%	Dhanapalan N.R	AIADMK	50291	25.10%	54976	27.43%	1515	0.76%
134	Peravurani	170850	Ashokkumar, N.	DMK	89130	52.17%	Thirugnanasambandam, S.V.	AIADMK	65627	38.41%	23503	13.76%	770	0.45%

S.No.	Constituency	Total Valid Votes in The Constituency	Winner	Party	Votes Polled for Winner	% Vote share for Winner	Runners Up	Party	Votes Polled for Runners up	% of Votes Polled for Runners up	Margin of Victory	Margin of Victory %	Votes Polled for NOTA	% of NOTA Votes
135	Periyakulam	201797	K.S.Saravanakumaar	DMK	92251	45.71%	M Murugan	AIADMK	70930	35.15%	21321	10.57%	2451	1.21%
136	Perundurai	189843	Jayakumar, S.	AIADMK	85125	44.84%	Kkc Balu	DMK	70618	37.20%	14507	7.64%	1189	0.63%
137	Pollachi	177308	Pollachi V. Jayaraman	AIADMK	80567	45.44%	Dr. Varadharajan, K.	DMK	78842	44.47%	1725	0.97%	1546	0.87%
138	Polur	202012	Agri KRISHNAMURTHY. S S	AIADMK	97732	48.38%	Sekaran. K.V	DMK	88007	43.57%	9725	4.81%	1144	0.57%
139	Ponneri	210354	Durai. Chandrasekar	INC	94528	44.94%	Balaraman. P	AIADMK	84839	40.33%	9689	4.61%	1554	0.74%
140	Poompuhar	207838	Nivedha M. Murugan	DMK	96102	46.24%	S.Pavunraj	AIADMK	92803	44.65%	3299	1.59%	733	0.35%
141	Poonamallee	263736	Krishnaswamy A	DMK	149578	56.72%	Rajamannar S X	PMK	55468	21.03%	94110	35.68%	2867	1.09%
142	Pudukkottai	179892	V . Muthuraja	DMK	85802	47.70%	Karthik Thondaiman	AIADMK	72801	40.47%	13001	7.23%	604	0.34%
143	Radhapuram	187310	M.Appavu	DMK	82331	43.95%	I.S.Inbadurai	AIADMK	76406	40.79%	5925	3.16%	903	0.48%
144	Rajapalayam	178708	Thangapandian S.	DMK	74158	41.50%	Rajenththalalaji K.T	AIADMK	70260	39.32%	3898	2.18%	1875	1.05%
145	Ramanathapuram	214098	Katharbatcha Muthuramalingam	DMK	111082	51.88%	D.Kuppuramu	BJP	60603	28.31%	50479	23.58%	753	0.35%
146	Ranipet	207462	R.Gandhi	DMK	103291	49.79%	S.M.Sugumar	AIADMK	86793	41.84%	16498	7.95%	1632	0.79%
147	Rasipuram	196904	Mathiventhan M	DMK	90727	46.08%	Saroja V. Dr	AIADMK	88775	45.09%	1952	0.99%	2110	1.07%
148	Rishivandiyam	215106	Karthikeyan K	DMK	113912	52.96%	Santhosh S A	AIADMK	72184	33.56%	41728	19.40%	2420	1.13%
149	Royapuram	121191	Murthy.R.Idream	DMK	64424	53.16%	Jayakumar.D	AIADMK	36645	30.24%	27779	22.92%	901	0.74%
150	Saidapet	160327	Subramanian. Ma	DMK	80194	50.02%	Saidai Duraisamy	AIADMK	50786	31.68%	29408	18.34%	1158	0.72%
151	Salem (North)	202376	R. Rajendran	DMK	93432	46.17%	G.Venkatachalam	AIADMK	85844	42.42%	7588	3.75%	1539	0.76%
152	Salem (South)	199982	E.Balasubramanian	AIADMK	97506	48.76%	A.S.Saravanan	DMK	74897	37.45%	22609	11.31%	1860	0.93%
153	Salem (West)	216628	Arul. R	PMK	105483	48.69%	Rajendran. A	DMK	83984	38.77%	21499	9.92%	1683	0.78%

S.No.	Constituency	Total Valid Votes in The Constituency	Winner	Party	Votes Polled for Winner	% Vote share for Winner	Runners Up	Party	Votes Polled for Runners up	% of Votes Polled for Runners up	Margin of Victory	Margin of Victory %	Votes Polled for NOTA	% of NOTA Votes
154	Sankarankovil	183338	Raja E	DMK	71347	38.92%	Rajalakshmi V M	AIADMK	66050	36.03%	5297	2.89%	1957	1.07%
155	Sankarapuram	215802	Udhayasuriyan T	DMK	121186	56.16%	Dr.RAJA G	PMK	75223	34.86%	45963	21.30%	953	0.44%
156	Sankari	232247	Sundararajan, S.	AIADMK	115472	49.72%	Rajesh, K.M.	DMK	95427	41.09%	20045	8.63%	1469	0.63%
157	Sattur	191783	Raghuraman, A.R.R.	DMK	74174	38.68%	Ravichandhran, R.K.	AIADMK	62995	32.85%	11179	5.83%	1297	0.68%
158	Senthamangalam	199235	Ponnusamy K	DMK	90681	45.51%	Chandran S	AIADMK	80188	40.25%	10493	5.27%	2058	1.03%
159	Sholavandan	175361	Venkatesan A	DMK	84240	48.04%	Manickam K	AIADMK	67195	38.32%	17045	9.72%	961	0.55%
160	Sholinganallur	388355	S.Aravindramesh	DMK	171558	44.18%	K.P.Kandan	AIADMK	136153	35.06%	35405	9.12%	3030	0.78%
161	Sholinghur	224109	A.M.Munirathinam	INC	110228	49.18%	A.M.Krishnan	PMK	83530	37.27%	26698	11.91%	1239	0.55%
162	Singanallur	202021	Jayaram, K.R	AIADMK	81244	40.22%	Karthik, N	DMK	70390	34.84%	10854	5.37%	1432	0.71%
163	Sirkazhi	191325	Panneerselvam	DMK	94057	49.16%	P.V.Bharathi	AIADMK	81909	42.81%	12148	6.35%	977	0.51%
164	Sivaganga	202044	Pr. Senthilnathan	AIADMK	82153	40.66%	S. Gunasekaran	CPI	70900	35.09%	11253	5.57%	1270	0.63%
165	Sivakasi	185047	Ashokan.G	INC	78947	42.66%	Lakshmi Ganesan	AIADMK	61628	33.30%	17319	9.36%	1727	0.93%
166	Sriperumbudur	264262	Selvaperunthagai	INC	115353	43.65%	Palani	AIADMK	104474	39.53%	10879	4.12%	2139	0.81%
167	Srirangam	240240	Palaniyandi.M	DMK	113904	47.41%	Kupa Krishnan	AIADMK	93989	39.12%	19915	8.29%	2417	1.01%
168	Srivaikuntam	164386	Amirtharaj .S	INC	76843	46.75%	S.P.Shunmuganathan	AIADMK	59471	36.18%	17372	10.57%	756	0.46%
169	Srivilliputhur	185039	Manraj, E.M.	AIADMK	70475	38.09%	Madhavarao, P.S.W.	INC	57737	31.20%	12738	6.88%	1666	0.90%
170	Sulur	241653	Kandasamy V.P.	AIADMK	118968	49.23%	PREMIER SELVAM (A)KALICHAMY M	DMK	87036	36.02%	31932	13.21%	2610	1.08%
171	Tambaram	248968	Raja.S.R	DMK	116840	46.93%	Chinnaiyah.T.K.M	AIADMK	80016	32.14%	36824	14.79%	2284	0.92%
172	Tenkasi	214108	Palani Nadar.S	INC	89315	41.71%	Selva Mohandas Pandian.S	AIADMK	88945	41.54%	370	0.17%	1159	0.54%

S.No.	Constituency	Total Valid Votes in The Constituency	Winner	Party	Votes Polled for Winner	% Vote share for Winner	Runners Up	Party	Votes Polled for Runners up	% of Votes Polled for Runners up	Margin of Victory	Margin of Victory %	Votes Polled for NOTA	% of NOTA Votes
173	Thalli	194022	Ramachandran.T	CPI	120641	62.18%	Dr.NAGESH KUMAR.C	BJP	64415	33.20%	56226	28.98%	1966	1.01%
174	Thanjavur	194859	Neelamegam, T.K.G.	DMK	103772	53.25%	Arivudainambi, V.	AIADMK	56623	29.06%	47149	24.20%	1938	0.99%
175	Thirumangalam	220495	Udhayakumar R B	AIADMK	100338	45.51%	Manimaran M	DMK	86251	39.12%	14087	6.39%	971	0.44%
176	Thirumayam	174031	S.Regupathy	DMK	71349	41.00%	P.K.Vairamuthu	AIADMK	69967	40.20%	1382	0.79%	569	0.33%
177	Thiruparankundram	235849	Rajanchellappa, V.V.	AIADMK	103683	43.96%	Ponnuthai	CPI(M)	74194	31.46%	29489	12.50%	2073	0.88%
178	Thiruporur	226729	S.S.Balaji	VCK	93954	41.44%	Arumugam.K	PMK	92007	40.58%	1947	0.86%	1982	0.87%
179	Thiruthuraipoondi	185886	Marimuthu K	CPI	97092	52.23%	Suresh Kumar C	AIADMK	67024	36.06%	30068	16.18%	1313	0.71%
180	Thiruvaiyaru	211430	Durai.Chandrasekaran	DMK	103210	48.82%	Venkatesan, S.	BJP	49560	23.44%	53650	25.37%	1180	0.56%
181	Thiruvallur	214243	Raajendran, V.G.	DMK	107709	50.27%	Ramanah, Be Vee	AIADMK	85008	39.68%	22701	10.60%	1872	0.87%
182	Thiruvarur	208290	Kalaivanan Poondi K.	DMK	108906	52.29%	Pannerselvam A.N.R.	AIADMK	57732	27.72%	51174	24.57%	1653	0.79%
183	Thiruverumbur	197013	Anbil Mahesh Poyyamozi	DMK	105424	53.51%	P Kumar	AIADMK	55727	28.29%	49697	25.23%	1418	0.72%
184	Thiruvudaimarudur	198446	Chezhiaan, Govi.	DMK	95763	48.26%	Union Veeramani, S.	AIADMK	85083	42.87%	10680	5.38%	1240	0.62%
185	Thiru-Vi-Ka-Nagar	133696	Sivakumar.P	DMK	81727	61.13%	Kalyani.P.L	AIADMK	26714	19.98%	55013	41.15%	1046	0.78%
186	Thiruvottiyur	199996	K.P.Shankar	DMK	88185	44.09%	K.Kuppan	AIADMK	50524	25.26%	37661	18.83%	1111	0.56%
187	Thiyagarayanagar	138114	Karunanithi J	DMK	56035	40.57%	Sathiyanaarayanan B	AIADMK	55898	40.47%	137	0.10%	1617	1.17%
188	Thondamuthur	230531	S.P. Velumani	AIADMK	124225	53.89%	Karthikeya	DMK	82595	35.83%	41630	18.06%	1635	0.71%
189	Thoothukkudi	188407	P.Geetha Jeevan	DMK	92314	49.00%	Sdr Vijayaseelan	AIADMK	42004	22.29%	50310	26.70%	1569	0.83%
190	Thousand Lights	135940	Ezhilan N	DMK	71867	52.87%	Kushboo Sundar	BJP	39405	28.99%	32462	23.88%	1385	1.02%

S.No.	Constituency	Total Valid Votes in The Constituency	Winner	Party	Votes Polled for Winner	% Vote share for Winner	Runners Up	Party	Votes Polled for Runners up	% of Votes Polled for Runners up	Margin of Victory	Margin of Victory %	Votes Polled for NOTA	% of NOTA Votes
191	Thuraiyur	175876	S.Stalinkumar	DMK	87786	49.91%	T.Indragandhi	AIADMK	65715	37.36%	22071	12.55%	1594	0.91%
192	Tindivanam	182538	Arjunan P	AIADMK	87152	47.74%	Seethapathy P	DMK	77399	42.40%	9753	5.34%	1523	0.83%
193	Tiruchendur	174536	Anitha R. Radhakrishnan	DMK	88274	50.58%	Radhakrishnan M	AIADMK	63011	36.10%	25263	14.47%	1051	0.60%
194	Tiruchengodu	184669	Eswaran E R	DMK	81688	44.23%	Saraswathi Pon	AIADMK	78826	42.69%	2862	1.55%	1518	0.82%
195	Tiruchirappalli (East)	172856	Inigo Irudayaraj,S.	DMK	94302	54.56%	Vellamandi Natarajan,N.	AIADMK	40505	23.43%	53797	31.12%	1535	0.89%
196	Tiruchirappalli (West)	183099	Nehru, K.N.	DMK	118133	64.52%	Padmanathan, V.	AIADMK	33024	18.04%	85109	46.48%	2117	1.16%
197	Tiruchuli	172811	Thangam Thenarasu	DMK	102225	59.15%	Rajasekar S	AIADMK	41233	23.86%	60992	35.29%	740	0.43%
198	Tirukkoyilur	196217	K.Ponmudy	DMK	110980	56.56%	Vat.Kalivaradhan	BJP	51300	26.14%	59680	30.42%	2039	1.04%
199	Tirunelveli	197587	Nainar Nagenthiran	BJP	92282	46.70%	Lakshmanan,A.L.S.	DMK	69175	35.01%	23107	11.69%	2091	1.06%
200	Tirupattur	185930	A. Nallathambi	DMK	96522	51.91%	T.K. Raja	PMK	68282	36.72%	28240	15.19%	1632	0.88%
201	Tirupattur	210766	Kr.Periyakaruppan	DMK	103682	49.19%	Marudhu Alaguraj	AIADMK	66308	31.46%	37374	17.73%	853	0.40%
202	Tiruppur (North)	238092	Vijeyakumar.K.N	AIADMK	113384	47.62%	Ravi (Alias) Subramanian . M	CPI	73282	30.78%	40102	16.84%	2162	0.91%
203	Tiruppur (South)	174418	Selvaraj. K.	DMK	75535	43.31%	Gunasekaran. S.	AIADMK	70826	40.61%	4709	2.70%	1142	0.65%
204	Tiruttani	232624	S.Chandran	DMK	120314	51.72%	G.Hari	AIADMK	91061	39.15%	29253	12.58%	1665	0.72%
205	Tiruvadanai	201815	Karumanickam	INC	79364	39.33%	K C Animuthu	AIADMK	65512	32.46%	13852	6.86%	768	0.38%
206	Tiruvannamalai	208836	E V Velu	DMK	137876	66.02%	S Thanigaivel	BJP	43203	20.69%	94673	45.33%	2194	1.05%
207	Tittakudi	168184	Ganesan, C.V.	DMK	83726	49.78%	Periyasamy, D.	BJP	62163	36.96%	21563	12.82%	999	0.59%
208	Udhagamandalam	141102	Ganesh, R.	INC	65530	46.44%	Bhojarajan, M.	BJP	60182	42.65%	5348	3.79%	1376	0.98%

S.No.	Constituency	Total Valid Votes in The Constituency	Winner	Party	Votes Polled for Winner	% Vote share for Winner	Runners Up	Party	Votes Polled for Runners up	% of Votes Polled for Runners up	Margin of Victory	Margin of Victory %	Votes Polled for NOTA	% of NOTA Votes
209	Udumalaipettai	194358	Radhakrishnan,K.	AIADMK	96893	49.85%	Thennarasu,K.	INC	74998	38.59%	21895	11.27%	1478	0.76%
210	Ulundurpettai	244853	Manikannan A J	DMK	115451	47.15%	Kumaraguru R	AIADMK	110195	45.00%	5256	2.15%	2280	0.93%
211	Usilampatti	212513	Ayyappan P	AIADMK	71255	33.53%	Kathiravan P V	DMK	63778	30.01%	7477	3.52%	1032	0.49%
212	Uthangarai	188223	T.M.Tamilselvam	AIADMK	99675	52.96%	S.Arumugam	INC	71288	37.87%	28387	15.08%	1359	0.72%
213	Uthiramerur	210529	Sundar K	DMK	93427	44.38%	Somasundaram V	AIADMK	91805	43.61%	1622	0.77%	952	0.45%
214	Valparai	145172	Amulkandasami T K	AIADMK	71672	49.37%	Arumugam M	CPI	59449	40.95%	12223	8.42%	1415	0.97%
215	Vandavasi	185974	Ambethkumar S	DMK	102064	54.88%	Murali S	PMK	66111	35.55%	35953	19.33%	1769	0.95%
216	Vaniyambadi	189997	G.Sendhil Kumar	AIADMK	88018	46.33%	N.Mohammed Nayeem	IUML	83114	43.74%	4904	2.58%	1492	0.79%
217	Vanur	182208	Chakrapani M	AIADMK	92219	50.61%	Vanni Arasu	VCK	70492	38.69%	21727	11.92%	1363	0.75%
218	Vasudevanallur	175881	Sadhan Thirumalaikumar, Doctor.T	DMK	68730	39.08%	Manoharan A	AIADMK	66363	37.73%	2367	1.35%	2171	1.23%
219	Vedasandur	213080	Gandhirajan S	DMK	106481	49.97%	Paramasivam V P B	AIADMK	88928	41.73%	17553	8.24%	803	0.38%
220	Vedharanyam	158060	O.S.Manian	AIADMK	78719	49.80%	S.K.Vetharathinam	DMK	66390	42.00%	12329	7.80%	673	0.43%
221	Veerapandi	223702	Rajamuthu, M.	AIADMK	111682	49.92%	Tharun, A.K.	DMK	91787	41.03%	19895	8.89%	1409	0.63%
222	Velachery	176714	Jmh.Aassan Maulaana	INC	68493	38.76%	M.K.Ashok	AIADMK	64141	36.30%	4352	2.46%	1742	0.99%
223	Vellore	179899	Karthikeyan .P	DMK	84299	46.86%	Appu S.R.K	AIADMK	75118	41.76%	9181	5.10%	1441	0.80%
224	Veppanahalli	205141	K.P.Munusamy	AIADMK	94104	45.87%	P.Murugan	DMK	91050	44.38%	3054	1.49%	1662	0.81%
225	Vikravandi	193617	Pugazhenthai N	DMK	93730	48.41%	Muthamilselvan R	AIADMK	84157	43.47%	9573	4.94%	1122	0.58%
226	Vilathikulam	167169	Markandayan V	DMK	90348	54.05%	Chinnappan P	AIADMK	51799	30.99%	38549	23.06%	1036	0.62%
227	Vilavancode	167836	Vijayadharani S	INC	87473	52.12%	Jayaseelan R	BJP	58804	35.04%	28669	17.08%	782	0.47%
228	Villivakkam	144092	A . Vetriazhagan	DMK	76127	52.83%	J.C.D.Prabhakar	AIADMK	38890	26.99%	37237	25.84%	1444	1.00%

S.No.	Constituency	Total Valid Votes in The Constituency	Winner	Party	Votes Polled for Winner	% Vote share for Winner	Runners Up	Party	Votes Polled for Runners up	% of Votes Polled for Runners up	Margin of Victory	Margin of Victory %	Votes Polled for NOTA	% of NOTA Votes
229	Villupuram	204860	Lakshmanan R	DMK	102271	49.92%	Shanmugam C Ve	AIADMK	87403	42.66%	14868	7.26%	970	0.47%
230	Viralimalai	193423	Vijaya Basker C	AIADMK	102179	52.83%	Palaniappan	DMK	78581	40.63%	23598	12.20%	385	0.20%
231	Virudhunagar	161717	Seenivasan A.R.R	DMK	73297	45.32%	Pandurangan G	BJP	51958	32.13%	21339	13.20%	1570	0.97%
232	Virugampakkam	169087	Amv.Prabhakara Raja	DMK	74351	43.97%	Virugai V.N.Ravi	AIADMK	55984	33.11%	18367	10.86%	1563	0.92%
233	Vriddhachalam	196734	Radhakrishnan	INC	77064	39.17%	Karthikeyan. J	PMK	76202	38.73%	862	0.44%	761	0.39%
234	Yercaud	238924	G. Chitra	AIADMK	121561	50.88%	C. Tamilselvan	DMK	95606	40.02%	25955	10.86%	1979	0.83%


Table: Vote Share and Margin of Victory of Winners in Tamil Nadu Assembly Elections 2021

Upgraded MyNeta App




**Association for Democratic Reforms and
National Election Watch present**

THE UPGRADED
MYNETA APP



DOWNLOAD TODAY!

And be a part of our **#MeraVoteMeraDesh** Campaign





Scan the QR code to download

Visit our website:
www.adrindia.org
www.myneta.info

Donate to ADR

We need your help to support our #MeraVoteMeraDesh campaign for upcoming State Assembly Elections. The campaign aims to eradicate corruption & criminalization in the political process, empower the voters through greater dissemination of information on the candidates and the parties.

You can contribute to us using the following QR Code or access the link on our website [here](#).



ADR Speaks Podcast

ADR Speaks is a podcast series on issues related to electoral & political reforms. It focuses on the findings of ADR reports analysing background details of candidates, sources of political parties' income, election expenditure, Electoral Bonds etc. In these episodes, ADR breaks down key findings of its reports for simple understanding & accessibility to the general public, enabling them to make an informed choice. ADR podcast will also host discussions with experts, research scholars, public intellectuals, former election officials etc. on issues concerning India's democratic politics. [Please click on the icon to access the episodes on ADR website.](#)



Listen to Our Podcast on



Other platforms





To Get Information About Candidates/Parties/MPs/MLAs/Corporators/PILs in courts

Give us missed call on: **8367797004**

Journalist Helpline no: **8010394248**

Subscribe to ADR on **WhatsApp**
for updates: **7840067840**

Visit: **www.myneta.info, www.adrindia.org**

Email: **adr@adrindia.org**

Send SMS: **Myneta <pincode or constituency>**
to 56263 or 9246022211

To contact ADR State Partners, visit:
<https://adrindia.org/about-adr/state-coordinators>

Social Media



/myneta.info



/adrindia.org




@adrspeaks



/adrspeaks



/adrspeaks

 **<https://in.linkedin.com/company/association-of-democratic-reforms-adr->**

Our Websites

www.adrindia.org

Provides detailed analytical reports of Lok Sabha, State Assemblies, local body elections & financial reports of political parties & ongoing PILs in courts

www.myneta.info

Provides full information of criminal cases, asset, liability and education details declared by candidates in the self sworn affidavits

Android Apps

Myneta: The criminal, financial, educational & other background information self declared by candidates in their affidavits during elections is now available on your mobile phones.

Election Watch Reporter: This app provides a tool to the citizens to capture violations of election related laws & the code of conduct.

Both the applications are available on Google Play Store

Office Address

Association for Democratic Reforms
T-95, CL House, Second Floor,
Near Gulmohar Commercial Complex, Gautam Nagar,
Landmark: Green Park Metro Station (GN exit),
New Delhi-110 049,
Tel.: 011- 41654200, Fax: 011 - 46094248

Contact Details

Tamil Nadu Election Watch

P. Joseph Victor Raj
State Coordinator
+91 94860-86938
vrhope@gmail.com

National Election Watch/Association for Democratic Reforms

<p>Media and Journalist Helpline</p> <p>+91 80103 94248 Email: adr@adrindia.org</p>	<p>Maj.Gen. Anil Verma (Retd.) Head National Election Watch, Association for Democratic Reforms 011 4165 4200, +91 88264 79910 adr@adrindia.org, anilverma@adrindia.org</p>	<p>Prof Jagdeep Chhokar IIM Ahmedabad (Retd.) Founder Member, National Election Watch, Association for Democratic Reforms +91 99996 20944 jchhokar@gmail.com</p>	<p>Prof Trilochan Sastry IIM Bangalore Founder Member, National Election Watch, Association for Democratic Reforms +91 94483 53285 tsastry@gmail.com</p>
--	---	---	--

DISCLAIMER

All information in this report has been taken from the website of Election Commission of India (<https://affidavit.eci.gov.in/>). **ADR does not add or subtract any information, unless the EC changes the data. In particular, no unverified information from any other source is used.** While all efforts have been made to ensure that the information is in keeping with what is available in the ECI website, in case of discrepancy between information in this report and that given in the ECI website, the information available ECI website should be treated as correct. Association for Democratic Reforms, Tamil Nadu Election Watch and their volunteers are not responsible or liable for any damage arising directly or indirectly from the publication of this report.