

29th June, 2021

Press Release

Puducherry Assembly Elections 2021

Analysis of Election Expenditure Statements of MLAs

Association for Democratic Reforms

T-95, C.L. House, 2nd Floor,
Near Gulmohar Commercial Complex
Gautam Nagar,
New Delhi-110 049
Phone: +91-011-4165-4200
Fax : +91-11-46094248
Email :adr@adrindia.org

To report any electoral violations and malpractices during elections download the Election Watch Reporter (Android App)

https://play.google.com/store/apps/details?id=com.webrosoft.election_watch_reporter

Data in this Kit is presented in good faith, with an intention to inform voters. MLAs' Election Expenditure affidavits from the CEO Website (<https://ceopuducherry.py.gov.in/#>) is the source of this analysis. Website:- www.adrindia.org, www.myneta.info

Table of Contents

PUDUCHERRY ASSEMBLY ELECTIONS 2021.....	1
ANALYSIS OF ELECTION EXPENDITURE STATEMENTS OF MLAs.....	1
ANALYSIS OF ELECTION EXPENDITURE STATEMENTS OF MLAs PUDUCHERRY ASSEMBLY ELECTIONS, 2021.....	4
SUMMARY AND HIGHLIGHTS OF ELECTION EXPENSES OF MLAs FROM THE PUDUCHERRY ASSEMBLY 2021 ELECTIONS.....	5
1. LESS THAN 50% OF THE LIMIT:.....	5
2. AVERAGE ELECTION EXPENSES:.....	5
3. PARTY-WISE AVERAGE ELECTION EXPENSES.....	5
4. TOP 3 MLAs WITH HIGHEST ELECTION EXPENSES.....	6
5. MLAs WITH LOWEST ELECTION EXPENSES.....	7
6. EXPENSE ON PUBLIC MEETING, RALLY, AND PROCESSIONS WITH STAR CAMPAIGNERS.....	7
7. EXPENSE ON PUBLIC MEETING, RALLY, AND PROCESSIONS WITHOUT STAR CAMPAIGNERS.....	7
8. EXPENSE ON CAMPAIGNING THROUGH ELECTRONIC/PRINT MEDIA.....	7
9. EXPENSE ON CAMPAIGN WORKERS.....	7
10. EXPENSE ON CAMPAIGN MATERIALS.....	7
11. EXPENSE ON CAMPAIGN VEHICLES.....	7
12. PARTY-WISE AVERAGE ELECTION EXPENSES ON PUBLIC MEETINGS, PROCESSIONS ETC. WITH STAR CAMPAIGNERS.....	9
13. PARTY-WISE AVERAGE ELECTION EXPENSES ON PUBLIC MEETINGS, PROCESSIONS ETC. WITHOUT STAR CAMPAIGNERS.....	10
14. PARTY WISE AVERAGE ELECTION EXPENSE OF MLAs ON CAMPAIGN MATERIALS.....	12
15. PARTY WISE AVERAGE ELECTION EXPENSE OF MLAs ON ELECTRONIC MEDIA.....	13
16. PARTY WISE AVERAGE ELECTION EXPENSE OF MLAs ON CAMPAIGN VEHICLES.....	15
17. PARTY WISE AVERAGE ELECTION EXPENSE OF MLAs ON CAMPAIGN WORKERS.....	16

Data in this Kit is presented in good faith, with an intention to inform voters. MLAs' Election Expenditure affidavits from the CEO Website (<https://ceopuducherry.py.gov.in/#>) is the source of this analysis. Website:- www.adrindia.org, www.myneta.info

TOP 10 MLAs WITH HIGHEST DECLARED ELECTION EXPENSES IN 2021 PUDUCHERRY ASSEMBLY ELECTIONS.....	18
10 MLAs WITH LOWEST ELECTION EXPENSES DECLARED.....	19
SUMMARY AND HIGHLIGHTS OF FUNDS RAISED BY MLAs IN THE PUDUCHERRY ASSEMBLY 2021 ELECTIONS.....	20
AVERAGE SELF-FUNDS USED FOR ELECTION CAMPAIGN (PARTY-WISE).....	21
AVERAGE FUNDS RAISED FROM POLITICAL PARTIES (PARTY-WISE).....	22
AVERAGE FUNDS RAISED FROM OTHER SOURCES (PARTY-WISE).....	22
ELECTION EXPENSES DECLARED BY MLAs IN PUDUCHERRY ASSEMBLY ELECTIONS, 2021: FULL DETAILS.....	23
DONATE TO ADR.....	27
DISCLAIMER.....	29

Analysis of Election Expenditure Statements of MLAs

Puducherry Assembly Elections, 2021

According to Section 78 of the Representation of the People Act, 1951, every contesting candidate has to lodge a true copy of his election expenses within 30 days from the date of declaration of result of election, with the District Election Officer in all States and Union Territories. Puducherry Election Watch and Association for Democratic Reforms (ADR) have analyzed all 30 election expenditure statements submitted after the Puducherry Assembly Election 2021 for newly elected MLAs. The expenditure limit for the MLAs during the Puducherry Assembly elections was **Rs. 22.00 lakhs**. These election expense documents include *details of expenses on public meetings and processions, campaigning through electronic and print media, expense on campaign workers, expense on vehicles used and expense on campaign materials.*

Recommendations:

1. Each Winner is required to file his election expenditure statement within 30 days of the results of the elections, the deadline in case of the Puducherry Assembly Elections being the 1st June 2021. However, it was observed that the election expenditure statements of the Winners were not uploaded on the CEO/DEO's website till significantly after the deadline. **It is recommended that the Abstract Expenditure Statement (Annexure E2) of the MLAs is uploaded on the website of the CEO within 72 hours of the receipt of the statement.**
2. The deadline for filing an election petition against any Winner is 45 days after the declaration of the results. Generally, MLAs submit their election expenditure statements towards the end of the 30 days given for submission of the statements. This leaves 15 days for any common citizen to file an election petition against any Winner. The deadline for filing an election petition should be increased in order to give the citizens time to scrutinize the election expenditure statements of the MLAs and gather the relevant documents/proof etc. for the election petition.
3. As has been instated in the filing of affidavits during the elections, the MLAs should not be allowed to keep any field blank on the Abstract Election Expenditure statement (Annexure E2) and Schedule 1 to 10. The statements must be filled in a legible format and overwriting of amounts in the statement should be discouraged.

Summary and Highlights of Election Expenses of MLAs from the Puducherry Assembly 2021 Elections

1. **Less than 50% of the Limit:** Out of 30 MLAs analysed, 25 (**83%**) MLAs have declared election expenses less than 50% of the expense limit in their constituency.
2. **Average Election Expenses:** Based on the election expense declarations of 30 MLAs from Puducherry Assembly, the average amount of money spent by them in the elections is **Rs 7.30 lakhs, which is 33% of the expense limit.**
3. **Party-wise Average Election Expenses:** The party wise average election expenses shows that the average spending for **10 MLAs from All India N.R. Congress is Rs6.20 lakhs** (28.2% of the expense limit). For **6 MLAs from DMK**, the average election expenditure is **Rs7.08 lakhs** (32.2% of the expense limit), the average election expenditure for **6 MLAs from BJP** is **Rs.9.16 lakhs** (41.7% of the expense limit), the average election expenditure for **2 MLAs from INC** is **Rs.9.52 lakhs** (43.3% of the expense limit) and **6 Independent MLAs** have spent **Rs. 6.76 lakhs** (30.7% of the expense limit).

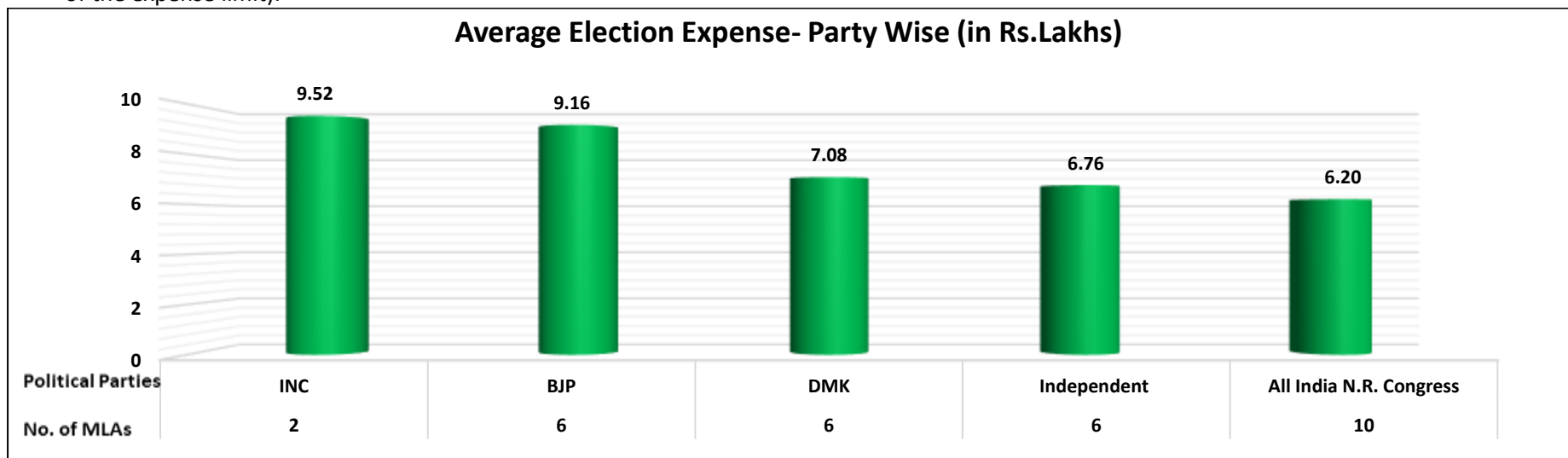


Figure 1: Party-wise Average Election Expenses (Rs.in lakhs)

Data in this Kit is presented in good faith, with an intention to inform voters. MLAs' Election Expenditure affidavits from the CEO Website (<https://ceopuducherry.py.gov.in/#>) is the source of this analysis. Website:- www.adrindia.org, www.myneta.info

S.No.	Party	No. of MLAs Analyzed	Average Limit (Rs.)	Average Election Expense (Rs.)	% of Average Limit
1	All India N.R. Congress	10	22,00,000 22 Lacs+	6,20,236 6 Lacs+	28.2 %
2	DMK	6	22,00,000 22 Lacs+	7,08,241 7 Lacs+	32.2 %
3	BJP	6	22,00,000 22 Lacs+	9,16,896 9 Lacs+	41.7 %
4	IND	6	22,00,000 22 Lacs+	6,76,398 6 Lacs+	30.7 %
5	INC	2	22,00,000 22 Lacs+	9,52,868 9 Lacs+	43.3 %
Total		30	22,00,000 22 Lacs+	7,30,577 7 Lacs+	33 %

Table 1: Party-wise Average Expenses declared by MLAs

4. Top 3 MLAs with highest Election Expenses: The details of top 3 MLAs who have declared highest election expenses are given below:

S.No.	Name	District	Constituency	Party	Expense Limit (Rs.)	Total expenses incurred (Rs.)	% of limit reached
1	P.R.N. Thirumurugan	Karaikal	Karaikal North	All India N.R. Congress	22,00,000 22 Lacs+	15,47,783 15 Lacs+	70%
2	P.M.L. Kalyanasundaram	Puducherry	Kalapet	BJP	22,00,000 22 Lacs+	14,49,833 14 Lacs+	66%
3	Gollapalli Srinivas Ashok	Puducherry	Yanam	IND	22,00,000 22 Lacs+	13,80,615 13 Lacs+	63%

Table 2: Top 3 MLAs with highest election expenditure

Data in this Kit is presented in good faith, with an intention to inform voters. MLAs' Election Expenditure affidavits from the CEO Website (<https://ceopuducherry.py.gov.in/#>) is the source of this analysis. Website:- www.adrindia.org, www.myneta.info

5. MLAs with lowest Election Expenses: The details of 3 MLAs who have declared lowest election expenses are given below:

S.No.	Name	District	Constituency	Party	Expense Limit (Rs.)	Total expenses incurred (Rs.)	% of limit reached
1	M. Sivasankar	Puducherry	Ozhukarai	IND	22,00,000 22 Lacs+	2,17,632 2 Lacs+	10%
2	J. Prakash Kumar	Puducherry	Muthialpet	IND	22,00,000 22 Lacs+	**2,46,716 2 Lacs+	11%
3	Annibal Kennedy	Puducherry	Oupalam	DMK	22,00,000 22 Lacs+	3,08,984 3 Lacs+	14%

Table 3: 3 MLAs with lowest election expenditure

***on total expenses value indicates that the MLA has not provided the total in their affidavits, it has been calculated on the basis of details provided by them in the same*

6. **Expense on Public Meeting, Rally, and Processions with Star Campaigners:** Out of the 30 MLAs analyzed, **17 (57%) MLAs** have declared that **they have spent funds on** public meetings, processions etc. with star campaigners and **13 (43%) MLAs** have declared that **they have not spent any funds on** public meetings, processions etc. with star campaigners.
7. **Expense on Public Meeting, Rally, and Processions without Star Campaigners:** Out of the 30 MLAs analyzed, **21 (70%) MLAs** have declared that **they have spent funds on** public meetings, processions etc. without star campaigners and **9 (30%) MLAs** have declared that **they have not spent any funds on** public meetings, processions etc. without star campaigners.
8. **Expense on Campaigning through electronic/print media:** **7(23%) MLAs** have declared that **they have spent funds on** campaigning through electronic/print media and **23 (77%) MLAs** have declared that **they have not spent any funds on** campaigning through electronic/print media.
9. **Expense on Campaign Workers:** All **30(100%) MLAs** have declared that **they have spent funds on** campaign workers.
10. **Expense on Campaign Materials:** **29(97%) MLAs** have declared that **they have spent funds on** campaign materials and **Only 1(3%) MLA** has declared that **he has not spent any funds on** campaign materials.
11. **Expense on Campaign Vehicles:** All **30(100%) MLAs** have declared that **they have spent funds on** campaign vehicles.

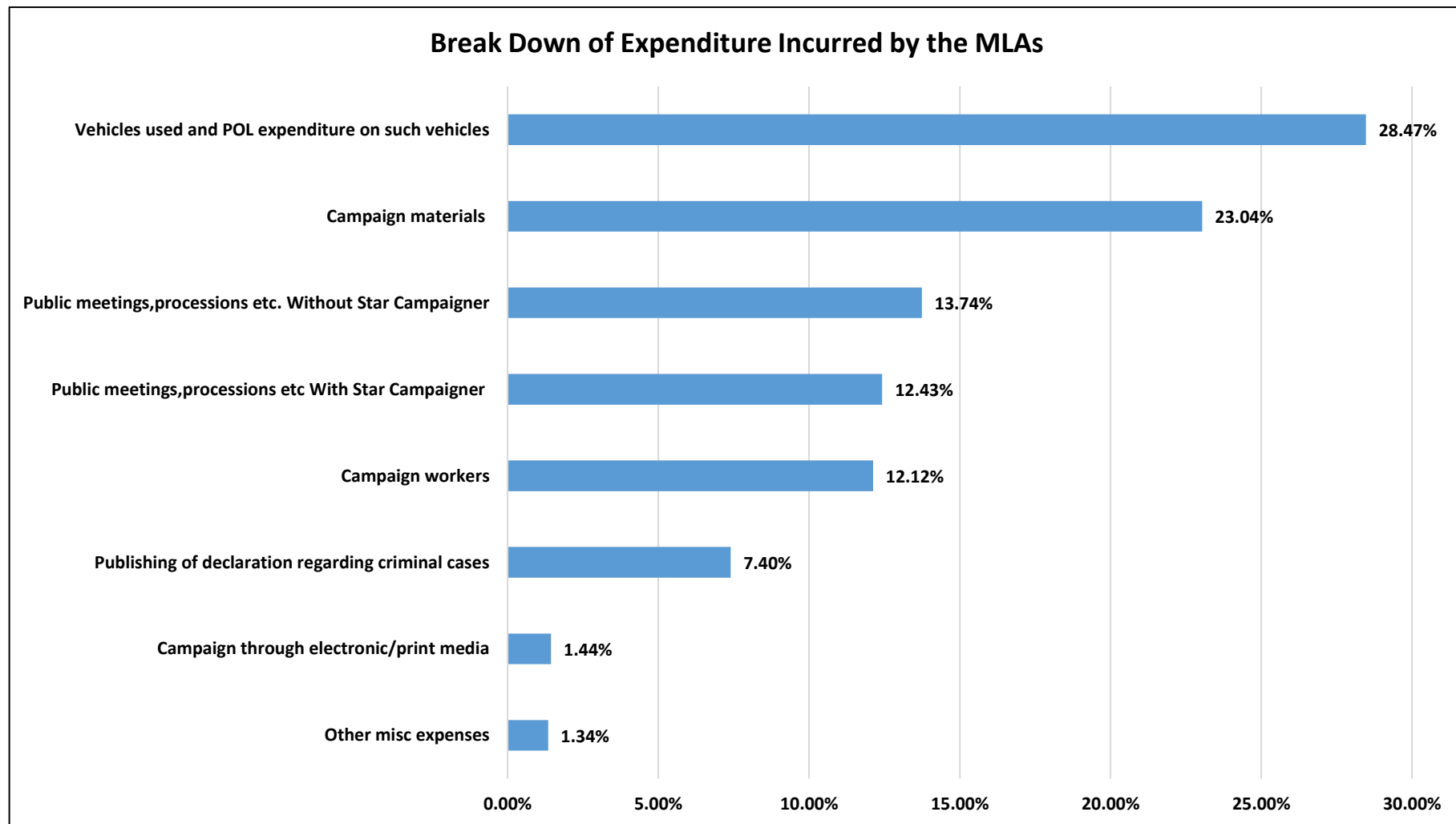


Figure 2: Break Down of Elections Expenses Incurred by MLAs

Data in this Kit is presented in good faith, with an intention to inform voters. MLAs' Election Expenditure affidavits from the CEO Website (<https://ceopuducherry.py.gov.in/#>) is the source of this analysis. Website:- www.adrindia.org, www.myneta.info

12. Party-wise Average Election Expenses on Public Meetings, Processions etc. with Star Campaigners:

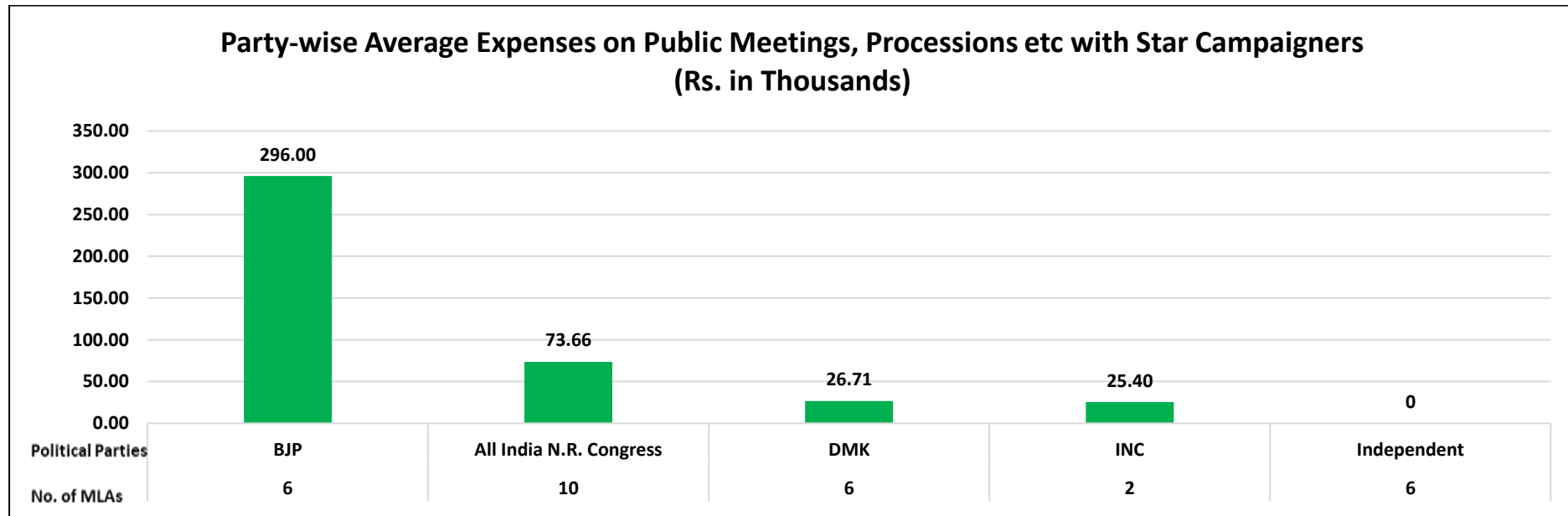


Figure 3: Party-wise Average Expenses on Public Meetings, Processions etc. with Star Campaigners (Rs. in Thousands)

S.No.	Party	No. of MLAs Analyzed	Average Limit (Rs.)	Average Election Expense (Rs.)	Average Expense on Meetings, Processions etc with star campaigners (Rs.)	% of Average Expense on Meetings, Processions etc with star campaigners
1	All India N.R. Congress	10	22,00,000 22 Lacs+	6,20,236 6 Lacs+	73,660 73 Thou+	11.9 %
2	DMK	6	22,00,000 22 Lacs+	7,08,241 7 Lacs+	26,718 26 Thou+	3.8 %
3	BJP	6	22,00,000 22 Lacs+	9,16,896 9 Lacs+	2,96,001 2 Lacs+	32.3 %

Data in this Kit is presented in good faith, with an intention to inform voters. MLAs' Election Expenditure affidavits from the CEO Website (<https://ceopuducherry.py.gov.in/#>) is the source of this analysis. Website:- www.adrindia.org, www.myneta.info

S.No.	Party	No. of MLAs Analyzed	Average Limit (Rs.)	Average Election Expense (Rs.)	Average Expense on Meetings, Processions etc with star campaigners (Rs.)	% of Average Expense on Meetings, Processions etc with star campaigners
4	IND	6	22,00,000 22 Lacs+	6,76,398 6 Lacs+	0	0 %
5	INC	2	22,00,000 22 Lacs+	9,52,868 9 Lacs+	25,401 25 Thou+	2.7 %
Total		30	22,00,000 22 Lacs+	7,30,577 7 Lacs+	90,790 90 Thou+	12 %

Table 4: Party-wise Average Expenses on Public Meetings, Processions etc. with Star Campaigners

13. Party-wise Average Election Expenses on Public Meetings, Processions etc. without Star Campaigners:

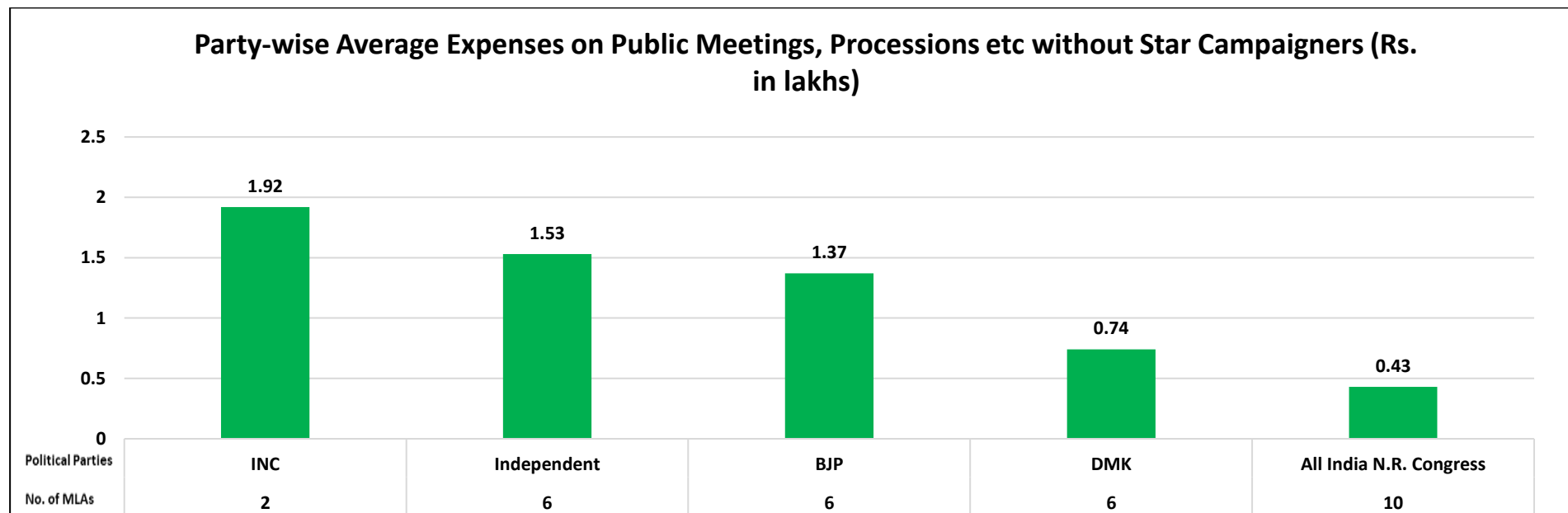


Figure 4: Party-wise Average Election Expenses on Public Meetings, Processions etc. without Star Campaigners (Rs.in lakhs)

Data in this Kit is presented in good faith, with an intention to inform voters. MLAs' Election Expenditure affidavits from the CEO Website (<https://ceopuducherry.py.gov.in/#>) is the source of this analysis. Website:- www.adrindia.org, www.myneta.info

S.No.	Party	No. of MLAs Analyzed	Average Limit (Rs.)	Average Election Expense (Rs.)	Average Expense on Meetings, Processions etc without star campaigners (Rs.)	% of Average Expense on Meetings, Processions etc without star campaigners
1	All India N.R. Congress	10	22,00,000 22 Lacs+	6,20,236 6 Lacs+	43,331 43 Thou+	7 %
2	DMK	6	22,00,000 22 Lacs+	7,08,241 7 Lacs+	74,793 74 Thou+	10.6 %
3	BJP	6	22,00,000 22 Lacs+	9,16,896 9 Lacs+	1,37,042 1 Lacs+	14.9 %
4	IND	6	22,00,000 22 Lacs+	6,76,398 6 Lacs+	1,53,726 1 Lacs+	22.7 %
5	INC	2	22,00,000 22 Lacs+	9,52,868 9 Lacs+	1,92,741 1 Lacs+	20.2 %
Total		30	22,00,000 22 Lacs+	7,30,577 7 Lacs+	1,00,405 1 Lacs+	14 %

Table 5: Party-wise Average Election Expenses on Public Meetings, Processions etc. without Star Campaigners

Data in this Kit is presented in good faith, with an intention to inform voters. MLAs' Election Expenditure affidavits from the CEO Website (<https://ceopuducherry.py.gov.in/#>) is the source of this analysis. Website:- www.adrindia.org, www.myneta.info

14. Party Wise Average Election Expense of MLAs on Campaign Materials:

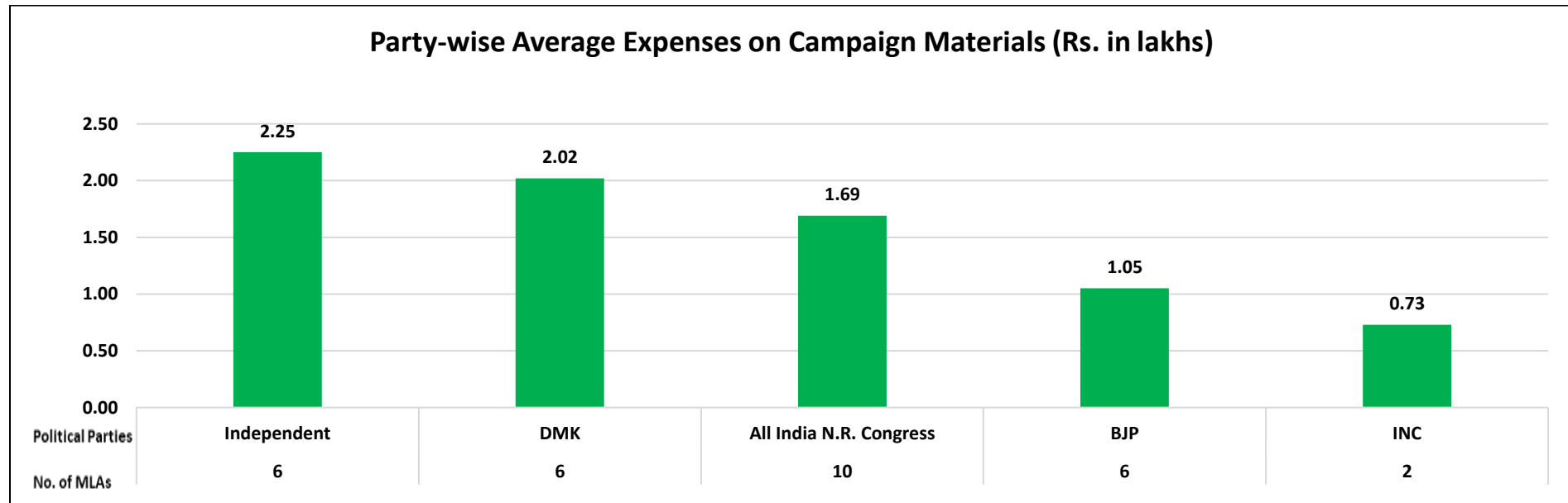


Figure 5: Party-wise Average Election Expenses on Campaign Materials (Rs.in lakhs)

S.No.	Party	No. of MLAs Analyzed	Average Limit (Rs.)	Average Election Expense (Rs.)	Average Expense on Campaign Materials (Rs.)	% of Average Expense on Campaign Materials
1	All India N.R. Congress	10	22,00,000 22 Lacs+	6,20,236 6 Lacs+	1,69,797 1 Lacs+	27.4 %
2	DMK	6	22,00,000 22 Lacs+	7,08,241 7 Lacs+	2,02,967 2 Lacs+	28.7 %
3	BJP	6	22,00,000 22 Lacs+	9,16,896 9 Lacs+	1,05,674 1 Lacs+	11.5 %

Data in this Kit is presented in good faith, with an intention to inform voters. MLAs' Election Expenditure affidavits from the CEO Website (<https://ceopuducherry.py.gov.in/#>) is the source of this analysis. Website:- www.adrindia.org, www.myneta.info

S.No.	Party	No. of MLAs Analyzed	Average Limit (Rs.)	Average Election Expense (Rs.)	Average Expense on Campaign Materials (Rs.)	% of Average Expense on Campaign Materials
4	IND	6	22,00,000 22 Lacs+	6,76,398 6 Lacs+	2,25,508 2 Lacs+	33.3 %
5	INC	2	22,00,000 22 Lacs+	9,52,868 9 Lacs+	73,941 73 Thou+	7.8 %
Total		30	22,00,000 22 Lacs+	7,30,577 7 Lacs+	1,68,358 1 Lacs+	23 %

Table 6: Party-wise Average Election Expense of MLAs on Campaign Materials

15. Party Wise Average Election Expense of MLAs on Electronic Media:

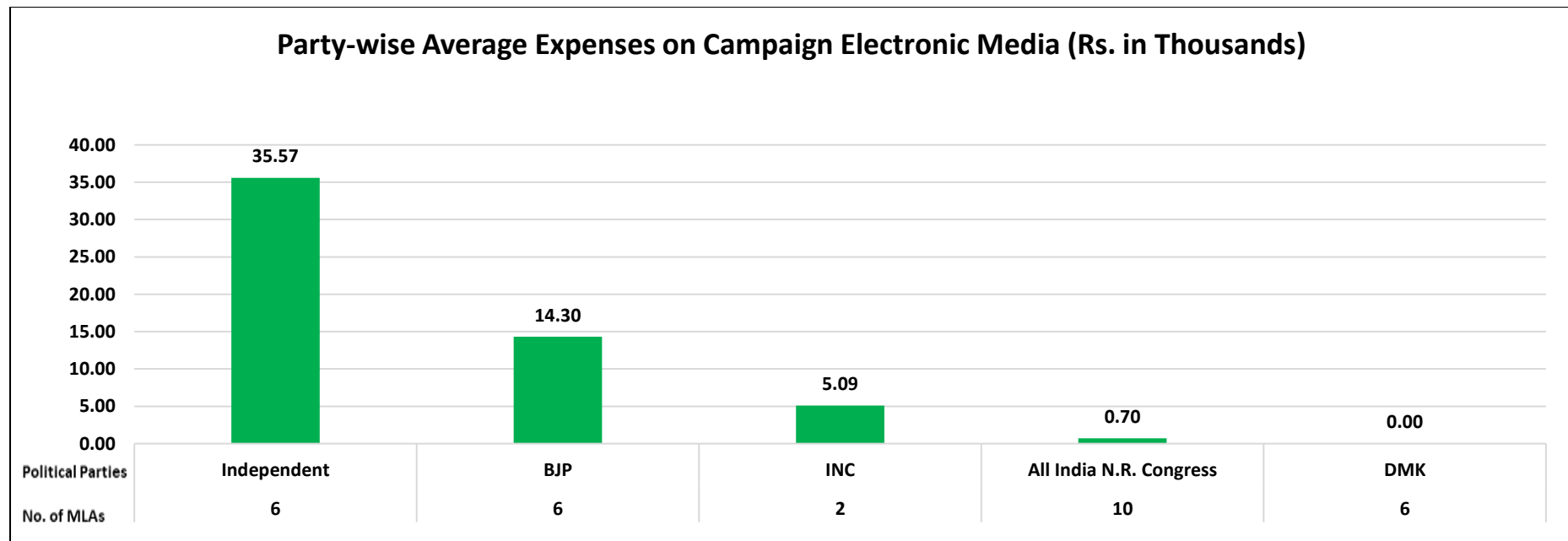


Figure 6: Party-wise Average Election Expenses on Campaign Electronic Media (Rs. in Thousands)

Data in this Kit is presented in good faith, with an intention to inform voters. MLAs' Election Expenditure affidavits from the CEO Website (<https://ceopuducherry.py.gov.in/#>) is the source of this analysis. Website:- www.adrindia.org, www.myneta.info

S.No.	Party	No. of MLAs Analyzed	Average Limit (Rs.)	Average Election Expense (Rs.)	Average Expense on Electronic Media (Rs.)	% of Average Expense on Electronic Media
1	All India N.R. Congress	10	22,00,000 22 Lacs+	6,20,236 6 Lacs+	708 7 Hund+	0.1 %
2	DMK	6	22,00,000 22 Lacs+	7,08,241 7 Lacs+	0	0 %
3	BJP	6	22,00,000 22 Lacs+	9,16,896 9 Lacs+	14,305 14 Thou+	1.6 %
4	IND	6	22,00,000 22 Lacs+	6,76,398 6 Lacs+	35,570 35 Thou+	5.3 %
5	INC	2	22,00,000 22 Lacs+	9,52,868 9 Lacs+	5,090 5 Thou+	0.5 %
Total		30	22,00,000 22 Lacs+	7,30,577 7 Lacs+	10,550 10 Thou+	1 %

Table 7: Party-wise Average Election Expense of MLAs on Electronic Media

Data in this Kit is presented in good faith, with an intention to inform voters. MLAs' Election Expenditure affidavits from the CEO Website (<https://ceopuducherry.py.gov.in/#>) is the source of this analysis. Website:- www.adrindia.org, www.myneta.info

16. Party Wise Average Election Expense of MLAs on Campaign Vehicles:

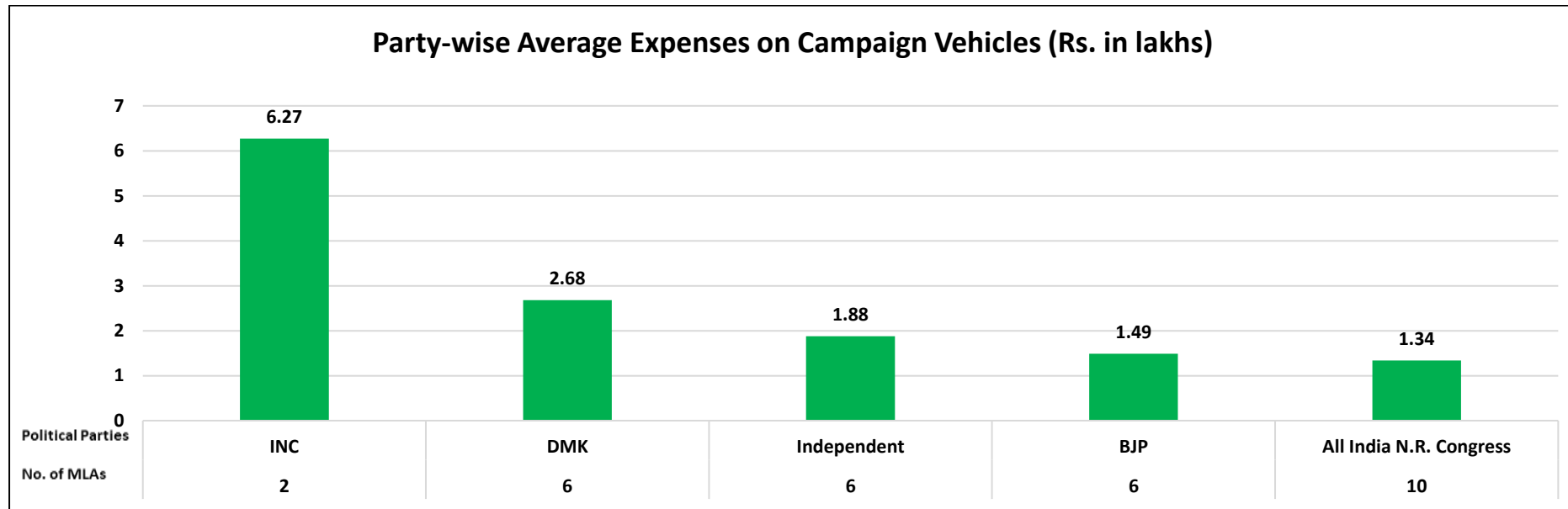


Figure 7: Party-wise Average Election Expenses on Campaign Vehicles (Rs. in lakhs)

S.No.	Party	No. of MLAs Analyzed	Average Limit (Rs.)	Average Election Expense (Rs.)	Average Expense on Campaign Vehicles (Rs.)	% of Average Expense on Campaign Vehicles
1	All India N.R. Congress	10	22,00,000 22 Lacs+	6,20,236 6 Lacs+	1,34,995 1 Lacs+	21.8 %
2	DMK	6	22,00,000 22 Lacs+	7,08,241 7 Lacs+	2,68,722 2 Lacs+	37.9 %
3	BJP	6	22,00,000 22 Lacs+	9,16,896 9 Lacs+	1,49,017 1 Lacs+	16.3 %
4	IND	6	22,00,000 22 Lacs+	6,76,398 6 Lacs+	1,88,031 1 Lacs+	27.8 %

Data in this Kit is presented in good faith, with an intention to inform voters. MLAs' Election Expenditure affidavits from the CEO Website (<https://ceopuducherry.py.gov.in/#>) is the source of this analysis. Website:- www.adrindia.org, www.myneta.info

S.No.	Party	No. of MLAs Analyzed	Average Limit (Rs.)	Average Election Expense (Rs.)	Average Expense on Campaign Vehicles (Rs.)	% of Average Expense on Campaign Vehicles
5	INC	2	22,00,000 22 Lacs+	9,52,868 9 Lacs+	6,27,908 6 Lacs+	65.9 %
Total		30	22,00,000 22 Lacs+	7,30,577 7 Lacs+	2,08,013 2 Lacs+	28 %

Table 8: Party-wise Average Election Expense of MLAs on Campaign Vehicles

17. Party Wise Average Election Expense of MLAs on Campaign Workers:

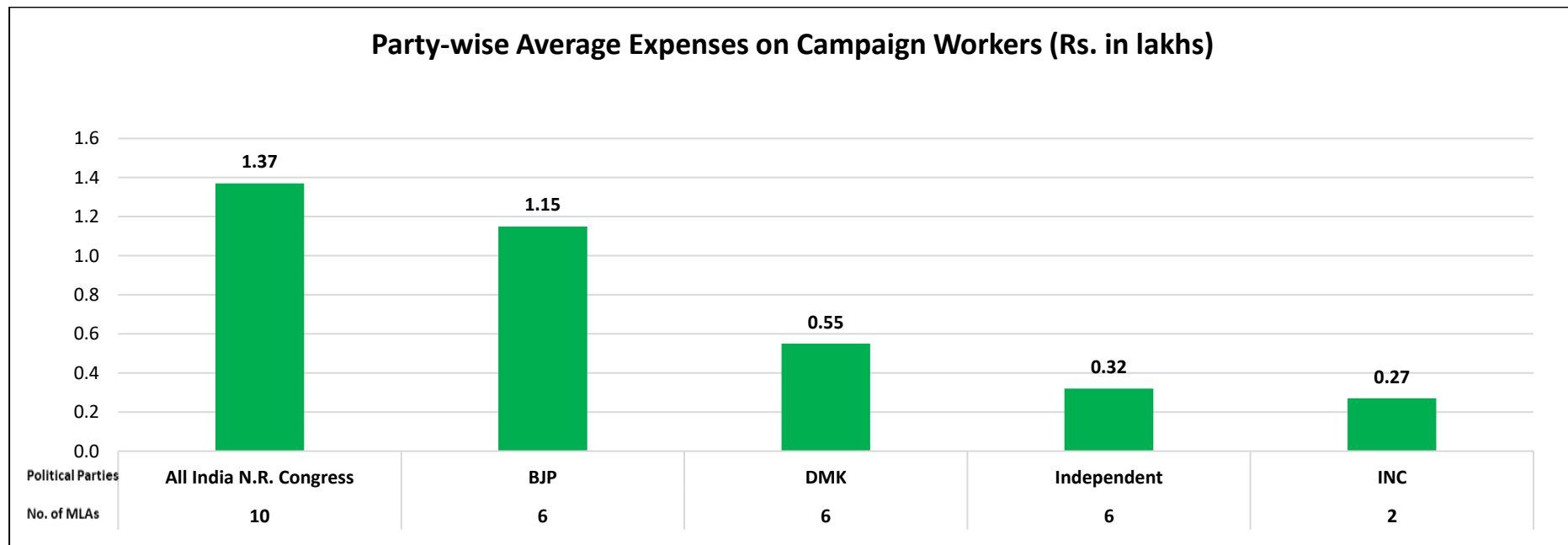


Figure 8: Party-wise Average Election Expenses on Campaign Workers (Rs. in lakhs)

Data in this Kit is presented in good faith, with an intention to inform voters. MLAs' Election Expenditure affidavits from the CEO Website (<https://ceopuducherry.py.gov.in/#>) is the source of this analysis. Website:- www.adrindia.org, www.myneta.info

S.No.	Party	No. of MLAs Analyzed	Average Limit (Rs.)	Average Election Expense (Rs.)	Average Expense on Campaign Workers (Rs.)	% of Average Expense on Campaign Workers
1	All India N.R. Congress	10	22,00,000 22 Lacs+	6,20,236 6 Lacs+	1,37,835 1 Lacs+	22.2 %
2	DMK	6	22,00,000 22 Lacs+	7,08,241 7 Lacs+	55,643 55 Thou+	7.9 %
3	BJP	6	22,00,000 22 Lacs+	9,16,896 9 Lacs+	1,15,920 1 Lacs+	12.6 %
4	IND	6	22,00,000 22 Lacs+	6,76,398 6 Lacs+	32,235 32 Thou+	4.8 %
5	INC	2	22,00,000 22 Lacs+	9,52,868 9 Lacs+	27,788 27 Thou+	2.9 %
Total		30	22,00,000 22 Lacs+	7,30,577 7 Lacs+	88,557 88 Thou+	12 %

Table 9: Party-wise Average Election Expense of MLAs on Campaign Workers

Data in this Kit is presented in good faith, with an intention to inform voters. MLAs' Election Expenditure affidavits from the CEO Website (<https://ceopuducherry.py.gov.in/#>) is the source of this analysis. Website:- www.adrindia.org, www.myneta.info

Top 10 MLAs with highest declared election expenses in 2021 Puducherry Assembly Elections

S.No.	Name	District	Constituency	Party	Expenditure incurred by MLA			Expense Limit (Rs.)	Total expenses incurred (Rs.)	Difference between Total Expense incurred and Expense Limit (Rs.)	% of limit reached
					MLA/his election agent (Rs.)	By Political Party (Rs.)	Any other association/ body of persons/ individual (Rs.)				
1	P.R.N. Thirumurugan	Karaikal	Karaikal North	All India N.R. Congress	15,47,783	0	0	22,00,000 22 Lacs+	15,47,783 15 Lacs+	6,52,217 6 Lacs+	70%
2	P.M.L. Kalyanasundaram	Puducherry	Kalapet	BJP	10,55,994	3,93,839	0	22,00,000 22 Lacs+	14,49,833 14 Lacs+	7,50,167 7 Lacs+	66%
3	Gollapalli Srinivas Ashok	Puducherry	Yanam	IND	13,80,615	0	0	22,00,000 22 Lacs+	13,80,615 13 Lacs+	8,19,385 8 Lacs+	63%
4	Ramesh Parambath	Puducherry	Mahe	INC	12,97,585	0	0	22,00,000 22 Lacs+	12,97,585 12 Lacs+	9,02,415 9 Lacs+	59%
5	Embalam Selvam Alias R.Selvam	Puducherry	Manavelly	BJP	10,06,986	2,87,131	0	22,00,000 22 Lacs+	12,94,117 12 Lacs+	9,05,883 9 Lacs+	59%
6	Pr. Siva	Karaikal	Thirunallar	IND	8,62,204	0	90,000	22,00,000 22 Lacs+	9,52,204 9 Lacs+	12,47,796 12 Lacs+	43%
7	M.Nagathiyagarajan	Karaikal	Neravy-T.R.Pattinam	DMK	1,81,066	7,47,826	0	22,00,000 22 Lacs+	9,28,892 9 Lacs+	12,71,108 12 Lacs+	42%
8	R. Siva	Puducherry	Villianur	DMK	8,59,114	50,802	0	22,00,000 22 Lacs+	9,09,916 9 Lacs+	12,90,084 12 Lacs+	41%
9	A. Johnkumar	Puducherry	Kamaraj Nagar	BJP	8,91,899	0	0	22,00,000 22 Lacs+	8,91,899 8 Lacs+	13,08,101 13 Lacs+	41%
10	G. Nehru Alias Kuppusamy	Puducherry	Orleampeth	IND	8,36,084	0	0	22,00,000 22 Lacs+	8,36,084 8 Lacs+	13,63,916 13 Lacs+	38%

Table 10: Top 10 highest expenses declared by MLAs

Data in this Kit is presented in good faith, with an intention to inform voters. MLAs' Election Expenditure affidavits from the CEO Website (<https://ceopuducherry.py.gov.in/#>) is the source of this analysis. Website:- www.adrindia.org, www.myneta.info

10 MLAs with lowest election expenses declared

S.No.	Name	District	Constituency	Party	Expenditure incurred by MLA			Expense Limit (Rs.)	Total expenses incurred (Rs.)	Difference between Total Expense incurred and Expense Limit (Rs.)	% of limit reached
					MLA/his election agent (Rs.)	By Political Party (Rs.)	Any other association/ body of persons/ individual (Rs.)				
1	M. Sivasankar	Puducherry	Ozhukarai	IND	2,17,632	0	0	22,00,000 22 Lacs+	2,17,632 2 Lacs+	19,82,368 19 Lacs+	10%
2	J. Prakash Kumar	Puducherry	Muthialpet	IND	2,46,716	0	0	22,00,000 22 Lacs+	**2,46,716 2 Lacs+	19,53,284 19 Lacs+	11%
3	Annibal Kennedy	Puducherry	Oupalam	DMK	2,58,182	50,802	0	22,00,000 22 Lacs+	3,08,984 3 Lacs+	18,91,016 18 Lacs+	14%
4	U Lakshmikandhan	Puducherry	Embalam (Sc)	All India N.R. Congress	3,67,860	0	0	22,00,000 22 Lacs+	3,67,861 3 Lacs+	18,32,139 18 Lacs+	17%
5	K.S.P Alias S. Ramesh	Puducherry	Kadigamam	All India N.R. Congress	1,89,246	1,39,360	53,885	22,00,000 22 Lacs+	3,82,491 3 Lacs+	18,17,509 18 Lacs+	17%
6	V. Aroumougame Alias Akd	Puducherry	Indira Nagar	All India N.R. Congress	2,43,296	1,39,360	0	22,00,000 22 Lacs+	3,82,656 3 Lacs+	18,17,344 18 Lacs+	17%
7	P. Angalane	Puducherry	Thirubhuvanai (Sc)	IND	4,25,138	0	0	22,00,000 22 Lacs+	4,25,138 4 Lacs+	17,74,862 17 Lacs+	19%
8	P Rajavelu	Puducherry	Nettapakkam (Sc)	All India N.R. Congress	4,46,881	0	0	22,00,000 22 Lacs+	4,46,881 4 Lacs+	17,53,119 17 Lacs+	20%
9	Djeacoumar .C	Puducherry	Mangalam	All India N.R. Congress	3,68,766	1,39,360	0	22,00,000 22 Lacs+	5,08,126 5 Lacs+	16,91,874 16 Lacs+	23%
10	R. Baskar Alias Datchanamourty	Puducherry	Ariankuppam	All India N.R. Congress	5,42,704	0	0	22,00,000 22 Lacs+	5,42,704 5 Lacs+	16,57,296 16 Lacs+	25%

Table 11: 10 lowest election expenses declared by MLAs

***on total expenses value indicates that the MLA has not provided the total in their affidavits, it has been calculated on the basis of details provided by them in the same*

Data in this Kit is presented in good faith, with an intention to inform voters. MLAs' Election Expenditure affidavits from the CEO Website (<https://ceopuducherry.py.gov.in/#>) is the source of this analysis. Website:- www.adrindia.org, www.myneta.info

Summary and Highlights of Funds Raised by MLAs in the Puducherry Assembly 2021 Elections

Break-down of Sources of Funds Raised by MLAs




Figure 9: Percentage Break-down of Funds Raised by MLAs

1. **Percentage break-down of funds received by MLAs:** Out of the total funds received by MLAs, **44% funds** were raised from political parties, **44% were raised** by MLAs themselves and **12% funds** were raised from other sources.
2. **MLAs Who Raised Funds from Political Parties:** Out of the 30 MLAs analyzed, **12 (40%) MLAs** have declared that **they have received funds from political parties** and **18 (60%) MLAs** have declared that **they have not received any funds from political parties**.
3. **MLAs Who Raised Funds through any person/ company/ firm/ associations/ body of persons etc as loan, gift or donation etc:** Out of the 30 MLAs analyzed, **6(20%) MLAs** have declared that **they have received funds from any person/ company/ firm/ associations/ body of persons etc as loan, gift or donation etc.** and **24(80%) MLAs** have declared that **he has not received any funds from any person/ company/ firm/ associations/ body of persons etc as loan, gift or donation etc.**

4. **Self-funds used for election campaign:** Out of the 30 MLAs analyzed, **28(93%) MLAs** have declared that **they have used their own funds for their election campaign** and **2(7%) MLAs** have declared that **they have not used any of their own funds for their election campaign**
5. **Average funds raised from Political Parties (Party-wise):** On an average a MLA from **DMK** raised **74.91%** and on an average a MLA from **BJP** raised **71.15%** of his/her election expense funds from the political party.
6. **Average funds raised through any person/company/firm/associations/body of persons etc as loan, gift or donation etc (Party-wise):** On an average a MLA from **INC** raised **68.12%** of his/her election expense funds from any person/company/firm/associations/body of persons etc. as loan, gift or donation. Similarly, a MLA from **All India N.R. Congress** MLAs raised on an average **12.70%** of their expense funds from any person/ company/ firm/ associations/ body of persons etc. as loan, gift or donation.

Average self-funds used for Election Campaign (Party-wise)

S.No.	Party	No. of MLAs Analyzed	Average Total (Rs.)	Average Self Funds (Rs.)	% of Average Total
1	All India N.R. Congress	10	5,67,075.40 5 Lacs+	4,95,036.90 4 Lacs+	87.29 %
2	IND	6	7,71,200 7 Lacs+	5,06,200 5 Lacs+	65.63 %
3	DMK	6	20,02,177.66 20 Lacs+	5,02,177.66 5 Lacs+	25.08 %
4	BJP	6	10,29,239 10 Lacs+	2,96,932.50 2 Lacs+	28.84 %
5	INC	2	9,54,075.50 9 Lacs+	2,73,585 2 Lacs+	28.67 %

Table 12: Average self-funds used for Election Campaign (Party-wise)

Average funds raised from Political Parties (Party-wise)

S.No.	Party	No. of MLAs Analyzed	Average Total (Rs.)	Average Party Funds (Rs.)	% of Average Total
1	All India N.R. Congress	10	5,67,075.40 5 Lacs+	0	0 %
2	IND	6	7,71,200 7 Lacs+	0	0 %
3	DMK	6	20,02,177.66 20 Lacs+	15,00,000 15 Lacs+	74.91 %
4	BJP	6	10,29,239 10 Lacs+	7,32,306.50 7 Lacs+	71.15 %
5	INC	2	9,54,075.50 9 Lacs+	30,490.50 30 Thou+	3.19 %

Table 13: Average funds raised from Political Parties (Party-wise)

Average funds raised from Other Sources (Party-wise)

S.No.	Party	No. of MLAs Analyzed	Average Total (Rs.)	Average Funds from other organizations and bodies (Rs.)	% of Average Total
1	All India N.R. Congress	10	5,67,075.40 5 Lacs+	72,038.50 72 Thou+	12.70 %
2	IND	6	7,71,200 7 Lacs+	2,65,000 2 Lacs+	34.36 %
3	DMK	6	20,02,177.66 20 Lacs+	0	0 %
4	BJP	6	10,29,239 10 Lacs+	0	0 %
5	INC	2	9,54,075.50 9 Lacs+	6,50,000 6 Lacs+	68.12 %

Table 14: Average funds raised from Other Sources (Party-wise)

Data in this Kit is presented in good faith, with an intention to inform voters. MLAs' Election Expenditure affidavits from the CEO Website (<https://ceopuducherry.py.gov.in/#>) is the source of this analysis. Website:- www.adrindia.org, www.myneta.info

Election expenses declared by MLAs in Puducherry Assembly Elections, 2021: Full Details

S.No.	Name	District	Constituency	Party	Expenditure incurred by MLA			Expense Limit (Rs.)	Total expenses incurred (Rs.)	Difference between Total Expense incurred and Expense Limit (Rs.)	% of limit reached
					MLA/his election agent (Rs.)	By Political Party (Rs.)	Any other association/ body of persons/ individual (Rs.)				
1	P.R.N. Thirumurugan	Karaikal	Karaikal North	All India N.R. Congress	15,47,783	0	0	22,00,000 22 Lacs+	15,47,783 15 Lacs+	6,52,217 6 Lacs+	70%
2	P.M.L. Kalyanasundaram	Puducherry	Kalapet	BJP	10,55,994	3,93,839	0	22,00,000 22 Lacs+	14,49,833 14 Lacs+	7,50,167 7 Lacs+	66%
3	Gollapalli Srinivas Ashok	Puducherry	Yanam	IND	13,80,615	0	0	22,00,000 22 Lacs+	13,80,615 13 Lacs+	8,19,385 8 Lacs+	63%
4	Ramesh Parambath	Puducherry	Mahe	INC	12,97,585	0	0	22,00,000 22 Lacs+	12,97,585 12 Lacs+	9,02,415 9 Lacs+	59%
5	Embalam Selvam Alias R.Selvam	Puducherry	Manavelly	BJP	10,06,986	2,87,131	0	22,00,000 22 Lacs+	12,94,117 12 Lacs+	9,05,883 9 Lacs+	59%
6	Pr. Siva	Karaikal	Thirunallar	IND	8,62,204	0	90,000	22,00,000 22 Lacs+	9,52,204 9 Lacs+	12,47,796 12 Lacs+	43%
7	M.Nagathiyagarajan	Karaikal	Neravy-T.R.Pattinam	DMK	1,81,066	7,47,826	0	22,00,000 22 Lacs+	9,28,892 9 Lacs+	12,71,108 12 Lacs+	42%
8	R. Siva	Puducherry	Villianur	DMK	8,59,114	50,802	0	22,00,000 22 Lacs+	9,09,916 9 Lacs+	12,90,084 12 Lacs+	41%
9	A. Johnkumar	Puducherry	Kamaraj Nagar	BJP	8,91,899	0	0	22,00,000 22 Lacs+	8,91,899 8 Lacs+	13,08,101 13 Lacs+	41%
10	G. Nehru Alias Kuppusamy	Puducherry	Orleampeth	IND	8,36,084	0	0	22,00,000 22 Lacs+	8,36,084 8 Lacs+	13,63,916 13 Lacs+	38%
11	A.M.H. Nazim	Karaikal	Karaikal South	DMK	3,34,846	4,98,452	0	22,00,000 22 Lacs+	8,33,298 8 Lacs+	13,66,702 13 Lacs+	38%
12	Chandira Priyanga	Karaikal	Nedungadu (Sc)	All India N.R. Congress	7,27,520	0	0	22,00,000 22 Lacs+	7,27,520 7 Lacs+	14,72,480 14 Lacs+	33%
13	Ak Sai J Saravanan Kumar	Puducherry	Oussudu (Sc)	BJP	5,39,601	1,39,360	0	22,00,000 22 Lacs+	6,78,961 6 Lacs+	15,21,039 15 Lacs+	31%

Data in this Kit is presented in good faith, with an intention to inform voters. MLAs' Election Expenditure affidavits from the CEO Website (<https://ceopuducherry.py.gov.in/#>) is the source of this analysis. Website:- www.adrindia.org, www.myneta.info

S.No.	Name	District	Constituency	Party	Expenditure incurred by MLA			Expense Limit (Rs.)	Total expenses incurred (Rs.)	Difference between Total Expense incurred and Expense Limit (Rs.)	% of limit reached
					MLA/his election agent (Rs.)	By Political Party (Rs.)	Any other association/ body of persons/ individual (Rs.)				
14	L. Sambath	Puducherry	Mudaliarpeth	DMK	4,76,352	1,77,440	0	22,00,000 22 Lacs+	6,53,792 6 Lacs+	15,46,208 15 Lacs+	30%
15	N. Rangasamy	Puducherry	Thattanchavady	All India N.R. Congress	5,11,382	1,39,360	0	22,00,000 22 Lacs+	6,50,742 6 Lacs+	15,49,258 15 Lacs+	30%
16	K. Lakshminarayanan	Puducherry	Raj Bhavan	All India N.R. Congress	4,81,609	1,58,689	5,300	22,00,000 22 Lacs+	6,45,598 6 Lacs+	15,54,402 15 Lacs+	29%
17	A. Namassivayam	Puducherry	Mannadipet	BJP	3,59,352	2,56,941	0	22,00,000 22 Lacs+	6,16,293 6 Lacs+	15,83,707 15 Lacs+	28%
18	R Senthilkumar	Puducherry	Bahour	DMK	5,30,000	84,564	0	22,00,000 22 Lacs+	6,14,564 6 Lacs+	15,85,436 15 Lacs+	28%
19	M. Vaithianathan	Puducherry	Lawspet	INC	5,47,170	60,981	0	22,00,000 22 Lacs+	6,08,151 6 Lacs+	15,91,849 15 Lacs+	28%
20	Richards Johnkumar	Puducherry	Nellithope	BJP	3,63,014	2,07,256	0	22,00,000 22 Lacs+	5,70,270 5 Lacs+	16,29,730 16 Lacs+	26%
21	R. Baskar Alias Datchanamourthy	Puducherry	Ariankuppam	All India N.R. Congress	5,42,704	0	0	22,00,000 22 Lacs+	5,42,704 5 Lacs+	16,57,296 16 Lacs+	25%
22	Djeacoumar .C	Puducherry	Mangalam	All India N.R. Congress	3,68,766	1,39,360	0	22,00,000 22 Lacs+	5,08,126 5 Lacs+	16,91,874 16 Lacs+	23%
23	P Rajavelu	Puducherry	Nettapakkam (Sc)	All India N.R. Congress	4,46,881	0	0	22,00,000 22 Lacs+	4,46,881 4 Lacs+	17,53,119 17 Lacs+	20%
24	P. Angalane	Puducherry	Thirubhuvanai (Sc)	IND	4,25,138	0	0	22,00,000 22 Lacs+	4,25,138 4 Lacs+	17,74,862 17 Lacs+	19%
25	V. Aroumougame Alias Akd	Puducherry	Indira Nagar	All India N.R. Congress	2,43,296	1,39,360	0	22,00,000 22 Lacs+	3,82,656 3 Lacs+	18,17,344 18 Lacs+	17%
26	K.S.P Alias S. Ramesh	Puducherry	Kadigamam	All India N.R. Congress	1,89,246	1,39,360	53,885	22,00,000 22 Lacs+	3,82,491 3 Lacs+	18,17,509 18 Lacs+	17%

Data in this Kit is presented in good faith, with an intention to inform voters. MLAs' Election Expenditure affidavits from the CEO Website (<https://ceopuducherry.py.gov.in/#>) is the source of this analysis. Website:- www.adrindia.org, www.myneta.info

S.No.	Name	District	Constituency	Party	Expenditure incurred by MLA			Expense Limit (Rs.)	Total expenses incurred (Rs.)	Difference between Total Expense incurred and Expense Limit (Rs.)	% of limit reached
					MLA/his election agent (Rs.)	By Political Party (Rs.)	Any other association/ body of persons/ individual (Rs.)				
27	U Lakshmikandhan	Puducherry	Embalam (Sc)	All India N.R. Congress	3,67,860	0	0	22,00,000 22 Lacs+	3,67,861 3 Lacs+	18,32,139 18 Lacs+	17%
28	Annibal Kennedy	Puducherry	Oupalam	DMK	2,58,182	50,802	0	22,00,000 22 Lacs+	3,08,984 3 Lacs+	18,91,016 18 Lacs+	14%
29	J. Prakash Kumar	Puducherry	Muthialpet	IND	2,46,716	0	0	22,00,000 22 Lacs+	**2,46,716 2 Lacs+	19,53,284 19 Lacs+	11%
30	M. Sivasankar	Puducherry	Ozhukarai	IND	2,17,632	0	0	22,00,000 22 Lacs+	2,17,632 2 Lacs+	19,82,368 19 Lacs+	10%

Table 15: Election expenses declared by MLAs in Puducherry Assembly Elections, 2021: Full Details

***on total expenses value indicates that the MLA has not provided the total in their affidavits, it has been calculated on the basis of details provided by them in the same*

Upgraded MyNeta App



ADR
Association for Democratic Reforms

 **National Election Watch**

**Association for Democratic Reforms and
National Election Watch present**

**THE UPGRADED
MYNETA APP**

DOWNLOAD TODAY!

And be a part of our **#MeraVoteMeraDesh** Campaign

Scan the QR code to download

Visit our website:
www.adrindia.org
www.myneta.info

Data in this Kit is presented in good faith, with an intention to inform voters. MLAs' Election Expenditure affidavits from the CEO Website (<https://ceopuducherry.py.gov.in/#>) is the source of this analysis. Website:- www.adrindia.org, www.myneta.info

Donate to ADR

We need your help to support our #MeraVoteMeraDesh campaign for upcoming State Assembly Elections. The campaign aims to eradicate corruption & criminalization in the political process, empower the voters through greater dissemination of information on the candidates and the parties.

You can contribute to us using the following QR Code or access the link on our website [here](#).



ADR Speaks Podcast

ADR Speaks is a podcast series on issues related to electoral & political reforms. It focuses on the findings of ADR reports analysing background details of candidates, sources of political parties' income, election expenditure, Electoral Bonds etc. In these episodes, ADR breaks down key findings of its reports for simple understanding & accessibility to the general public, enabling them to make an informed choice. ADR podcast will also host discussions with experts, research scholars, public intellectuals, former election officials etc. on issues concerning India's democratic politics. Please click on the icon to access the episodes on ADR website.



Listen to Our Podcast on



Other platforms



Data in this Kit is presented in good faith, with an intention to inform voters. MLAs' Election Expenditure affidavits from the CEO Website (<https://ceopuducherry.py.gov.in/#>) is the source of this analysis. Website:- www.adrindia.org, www.myneta.info



To Get Information About Candidates/Parties/MPs/MLAs/Corporators/PILs in courts

Give us missed call on: **8367797004**

Journalist Helpline no: **8010394248**

Subscribe to ADR on **WhatsApp**
for updates: **7840067840**

Visit: **www.myneta.info, www.adrindia.org**

Email: **adr@adrindia.org**

Send SMS: **Myneta <pincode or constituency>**
to 56263 or 9246022211

To contact ADR State Partners, visit:
<https://adrindia.org/about-adr/state-coordinators>

Social Media

 /myneta.info  /adrindia.org  @adrspeaks  /adrspeaks  /adrspeaks
 <https://in.linkedin.com/company/association-of-democratic-reforms-adr>

Our Websites

www.adrindia.org

Provides detailed analytical reports of Lok Sabha, State Assemblies, local body elections & financial reports of political parties & ongoing PILs in courts

www.myneta.info

Provides full information of criminal cases, asset, liability and education details declared by candidates in the self sworn affidavits

Android Apps

Myneta: The criminal, financial, educational & other background information self declared by candidates in their affidavits during elections is now available on your mobile phones.

Election Watch Reporter: This app provides a tool to the citizens to capture violations of election related laws & the code of conduct.

Both the applications are available on Google Play Store

Office Address

Association for Democratic Reforms
T-95, CL House, Second Floor,
Near Gulmohar Commercial Complex, Gautam Nagar,
Landmark: Green Park Metro Station (GN exit),
New Delhi-110 049,
Tel.: 011- 41654200, Fax: 011 - 46094248

Contact Details

Puducherry Election Watch

P. Joseph Victor Raj
State Co-ordinator
+91 94860-86938
vrhope@gmail.com

National Election Watch/Association for Democratic Reforms

<p>Media and Journalist Helpline</p> <p>+91 80103 94248 Email: adr@adrindia.org</p>	<p>Maj.Gen. Anil Verma (Retd.) Head</p> <p>National Election Watch, Association for Democratic Reforms 011 4165 4200, +91 88264 79910 adr@adrindia.org, anilverma@adrindia.org</p>	<p>Prof Jagdeep Chhokar IIM Ahmedabad (Retd.) Founder Member,</p> <p>National Election Watch, Association for Democratic Reforms +91 99996 20944 jchhokar@gmail.com</p>	<p>Prof Trilochan Sastry IIM Bangalore Founder Member,</p> <p>National Election Watch, Association for Democratic Reforms +91 94483 53285 tsastry@gmail.com</p>
--	---	--	---

DISCLAIMER

All information about MLAs, in this report has been taken from the election expenditure statements filed by them and submitted to the Chief Electoral Officer, Puducherry. **ADR does not add or subtract any information, unless the EC changes the data. In particular, no unverified information from any other source is used.** Copies of affidavits were obtained from the CEO's website (<https://ceopuducherry.py.gov.in/#>) While all efforts have been made to ensure that the information is in keeping with what is mentioned in the election expenditure statements, in case of discrepancy between information in this report and that given in the election expenditure statements, the information reported in the election expenditure statements filed by MLAs should be treated as correct. Association for Democratic Reforms, Puducherry Election Watch and their volunteers are not responsible or liable for any damage arising directly or indirectly from the publication of this report.

Data in this Kit is presented in good faith, with an intention to inform voters. MLAs' Election Expenditure affidavits from the CEO Website (<https://ceopuducherry.py.gov.in/#>) is the source of this analysis. Website:- www.adrindia.org, www.myneta.info