

Press Release

Date: 7th November, 2022

Analysis of Criminal and Financial Background Details of Candidates and MPs/MLAs since 2004 in Gujarat

Summary and Highlights:

Association for Democratic Reforms (ADR) and Gujarat Election Watch (GEW) have analysed the MPs/MLAs and candidates financial and criminal cases in Lok Sabha and Assembly elections since 2004. The information is based on the affidavits submitted by the candidates prior to 2007, 2012 and 2017 Gujarat Assembly Elections and 2004, 2009, 2014 and 2019 Gujarat Lok Sabha Elections and Bye elections to Gujarat Assembly and Lok Sabha.

- **Total number of candidates analysed:** A total of 6043 candidates who have contested either Parliamentary or State assembly elections since 2004 from Gujarat have been analyzed by ADR and GEW.
- **Total number of MPs/MLAs analysed:** A total of 685 MPs/MLAs who have held seats either in the Parliament or State assembly since 2004 from Gujarat have been analyzed by ADR and GEW.

Criminal:

- **Candidates with criminal cases:** A total of 972(16%) out of these 6043 candidates have declared criminal cases against themselves.
- **Candidates with serious criminal cases:** 511 (8%) out of the 6043 candidates analyzed have declared serious criminal cases against themselves.
- **MPs/MLAs with criminal cases:** Out of 685 MPs/MLAs analyzed since 2004, 191 or 28% have declared criminal cases against themselves and 109 or 16% have serious criminal cases.

Data in this Kit is presented in good faith, with an intention to inform voters. Candidates affidavits obtained from the ECI website (<https://eci.gov.in/>) with nomination papers is the source of this analysis.

Website:- www.adrindia.org, www.myneta.info

Financial:

- **Average assets of candidates who have contested elections:** The average assets of all candidates (6043) analyzed since 2004 is Rs.1.71 crores.
- **Average assets of MPs/MLAs:** The average assets of all MPs/MLAs (685) analyzed since 2004 is Rs.5.99 crores.

Correlation between criminal cases and financial status:

Analysis of the data has revealed that money power and muscle power have a large bearing on the outcome of the election results.

- **Average assets of Candidates and MP/MLAs with criminal cases:** The average assets of 972 candidates (analyzed since 2004) with declared criminal cases is Rs.3.81 crores and for 511 candidates with declared serious criminal cases has been Rs.5.34 crores while the average assets of 191 MPs/MLAs (analyzed since 2004) with declared criminal cases is Rs.8.96 crores and for 109 MPs/MLAs with declared serious criminal cases has been Rs.11.42 crores.

	No. of Candidates Analyzed	No. of Candidates with criminal cases	No. of Candidates with Serious criminal cases	No. of MPs/MLAs Analyzed	No. of MPs/MLAs with criminal cases	No. of MPs/MLAs with Serious criminal cases
Total	6043	972	511	685	191	109
Average Assets	Rs.1.71 Crores	Rs.3.81 Crores	Rs.5.34 Crores	Rs.5.99 Crores	Rs.8.96 Crores	Rs.11.42 Crores

Table: Average assets of Candidates and MPs/MLAs with criminal cases

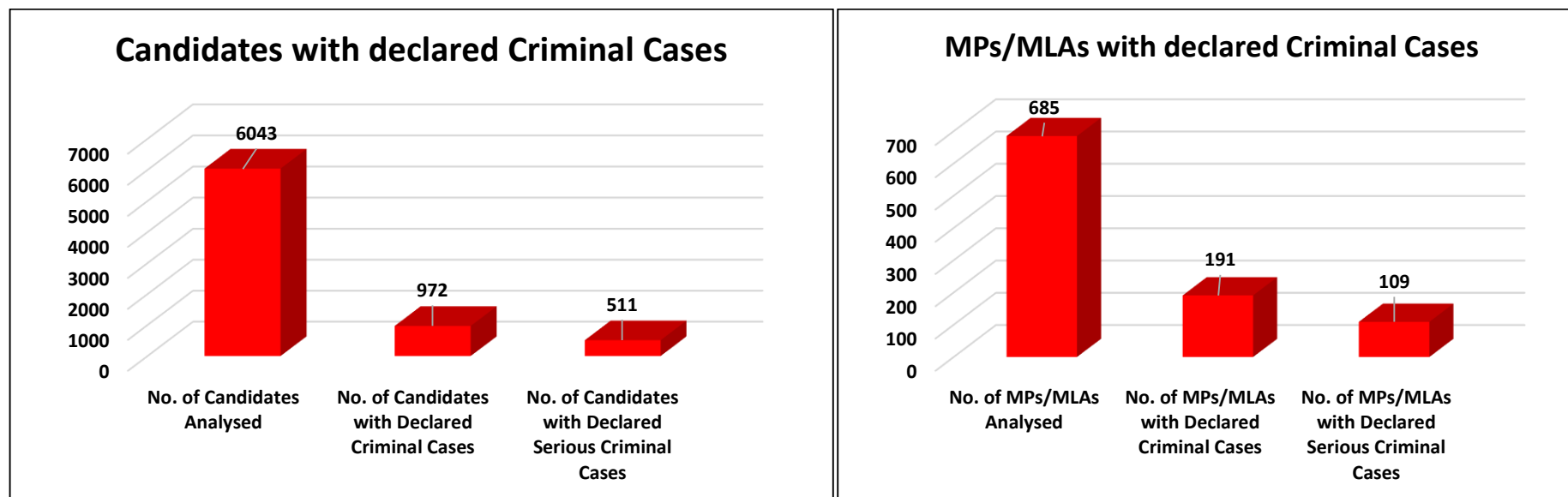


Figure: Candidates/MPs/MLAs with declared Criminal Cases

Party wise analysis of all candidates analysed since 2004:

Criminal:

- Party wise candidates who have declared criminal cases:** 162(24%) out of 684 candidates who have contested on BJP tickets since 2004 have declared criminal cases against themselves. 212 (32%) out of 659 candidates who have contested on INC tickets since 2004, 65 (12%) out of 533 BSP candidates, 7 (12%) out of 59 AAP candidates, 37 (22%) out of 166 GPP candidates and 291 (11%) out of 2575 Independent candidates have declared criminal cases.

Data in this Kit is presented in good faith, with an intention to inform voters. Candidates affidavits obtained from the ECI website (<https://eci.gov.in/>) with nomination papers is the source of this analysis.

Website:- www.adrindia.org, www.myneta.info

- **Party wise candidates who have declared serious criminal cases:** 98(14%) out of 684 candidates who have contested on BJP tickets since 2004 have declared serious criminal cases against themselves. 106 (16%) out of 659 candidates who have contested on INC tickets since 2004, 30 (6%) out of 533 BSP candidates, 4 (7%) out of 59 AAP candidates, 17 (10%) out of 166 GPP candidates and 133 (5%) out of 2575 Independent candidates have declared serious criminal cases.
- **Party wise MPs/MLAs who have declared criminal cases:** 102 (23%) out of 442 MPs/MLAs elected on BJP tickets since 2004 have declared criminal cases against themselves. 80 (35%) out of 226 MPs/MLAs elected on INC tickets since 2004 and 3 (60%) out of 5 Independent MPs/MLAs have declared criminal cases.
- **Party wise MPs/MLAs who have declared serious criminal cases:** 61 (14%) out of 442 MPs/MLAs elected on BJP tickets since 2004 have declared serious criminal cases against themselves. 41 (18%) out of 226 MPs/MLAs elected on INC tickets since 2004 and 3 (60%) out of 5 Independent MPs/MLAs have declared serious criminal cases.

Financial:

- **Party wise average assets of candidates:** Among the national parties, since 2004, average assets of 684 candidates from **BJP** is Rs. 5.27 crores while 659 **INC** candidates have declared average assets of Rs.6.33 crores. Among the regional parties of Gujarat average assets of 166 **GPP** candidates is Rs.1.22 crores and average assets of 2575 **Independent** candidates is Rs.82.57 lakhs.
- **Party wise average assets of MPs/MLAs:** Among the national parties, since 2004, average assets of 442 MPs/MLAs from **BJP** is Rs. 5.87 crores while 226 **INC** MPs/MLAs have declared average assets of Rs.6.32 crores. Among the regional parties of Gujarat average assets of 2 **GPP** MP/MLA is Rs.1.52 crores and average assets of 5 **Independent** MPs/MLAs is Rs.1.34 crores.

The table below provides a party wise analysis of candidates/MPs/MLAs with declared criminal cases and assets:

Party	No. of Candidates Analyzed	No. of Candidates with Criminal Cases	% of Candidates with Criminal Cases	No. of Candidates with Serious Criminal Cases	% of Candidates with Serious Criminal Cases	No. of MPs/MLAs Analyzed	MPs/MLAs with criminal cases	% MPs/MLAs with Criminal Cases	MPs/MLAs with Serious Criminal Cases	% MPs/MLAs with Serious Criminal Cases	Average Assets of Candidates (Rs.)	Average Assets of MPs/MLAs (Rs.)	Average Assets of MPs/MLAs with Criminal Cases (Rs.)	Average Assets of MPs/MLAs with Serious Criminal Cases (Rs.)
BJP	684	162	24%	98	14%	442	102	23%	61	14%	5.27 crore	5.87 crore	9.19 crore	11.25 crore
INC	659	212	32%	106	16%	226	80	35%	41	18%	6.33 crore	6.32 crore	8.79 crore	11.96 crore
BSP	533	65	12%	30	6%	0	0	0%	0	0%	27.68 lakhs	-	-	-
AAP	59	7	12%	4	7%	0	0	0%	0	0%	2.14 crore	-	-	-
NCP	89	19	21%	14	16%	6	3	50%	2	33%	2.05 crore	10.30 crore	19.97 crore	28.49 crore
JD(U)	138	27	20%	17	12%	2	1	50%	1	50%	29.74 lakhs	1.39 crore	2.70 crore	2.70 crore
GPP	166	37	22%	17	10%	2	1	50%	0	0%	1.22 crore	1.52 crore	34.98 lakhs	-
Bhartiya Tribal Party	14	5	36%	3	21%	2	1	50%	1	50%	99.18 lakhs	2.71 crore	3.17 crore	3.17 crore
SP	120	15	13%	7	6%	0	0	0%	0	0%	34.08 lakhs	-	-	-
Independent	2575	291	11%	133	5%	5	3	60%	3	60%	39.55 lakhs	1.34 crore	1.83 crore	1.83 crore
Others	1006	132	13%	82	8%	0	0	0%	0	0%	82.57 lakhs	-	-	-
Grand total	6043	972	16%	511	8%	685	191	28%	109	16%	1.71 crore	5.99 crore	8.96 crore	11.42 crore

Table: Party wise analysis of candidates/MPs/MLAs with declared criminal cases and assets

Data in this Kit is presented in good faith, with an intention to inform voters. Candidates affidavits obtained from the ECI website (<https://eci.gov.in/>) with nomination papers is the source of this analysis.

Website:- www.adrindia.org, www.myneta.info

Correlation between criminal cases declared by candidates and their chances of winning:

Note:

$$\text{Chances of Winning for Candidates with Criminal Records} = \frac{\text{Total No. of Winners with Declared Criminal Cases}}{\text{Total No. of Candidates with Declared Criminal Cases}}$$

$$\text{Chances of Winning for a Candidates with Clean Records} = \frac{\text{Total No. of Winners with Clean Record}}{\text{Total No. of Candidates with Clean Record}}$$

- **Total candidates with clean records:** Out of 6043 candidates analyzed since 2004, 5071 candidates have not declared any criminal cases, whereas 972 candidates declared criminal cases against themselves.
- **Total MPs/MLAs with clean records:** Out of the 685 MPs/MLAs analyzed since 2004, there have been 494 MPs/MLAs who have not declared any criminal cases, whereas 191 MPs/MLAs have declared criminal cases against themselves.
- **Chances of winning election with clean record:** There are only 10% chances of winning an election for those with a clean record. (Chances of winning with clean record = No. of winners with clean record/ No. of Candidates *with* Clean Record).
- **Chances of winning election with criminal records:** There is a 20% chances of winning an election for those with criminal records. (Chances of winning with criminal record = Total No. of winners with Declared criminal cases/ Total no. of Candidates *with* Declared *Criminal* Cases).

Data in this Kit is presented in good faith, with an intention to inform voters. Candidates affidavits obtained from the ECI website (<https://eci.gov.in/>) with nomination papers is the source of this analysis.

Website:- www.adrindia.org, www.myneta.info

The table below provides a party wise analysis of clean candidates/MPs/MLAs with candidates/MPs/MLAs who have declared criminal cases:

Party	No. of Candidates Analyzed	No. of Candidates with Criminal Cases	No. of Candidates with Serious Criminal Cases	No. of MPs/MLAs Analyzed	MPs/MLAs with criminal cases	MPs/MLAs with Serious Criminal Cases	Candidates with Clean Records	MPs/MLAs with Clean Records	% Chances of winning with clean record (No. of winners with clean record/No. of Candidates with Clean Record)	% Chances of winning with criminal record (No. of winners with criminal record/No. of Candidates with Declared Cases)
BJP	684	162	98	442	102	61	522	340	65%	63%
INC	659	212	106	226	80	41	447	146	33%	38%
BSP	533	65	30	0	0	0	468	0	0%	0%
NCP	89	19	14	6	3	2	70	3	4%	16%
JD(U)	138	27	17	2	1	1	111	1	1%	4%
GPP	166	37	17	2	1	0	129	1	1%	3%
Bhartiya Tribal Party	14	5	3	2	1	1	9	1	11%	20%
Independent	2575	291	133	5	3	3	2284	2	0%	1%
Others	1185	154	93	0	0	0	1031	0	0%	0%
Grand total	6043	972	511	685	191	109	5071	494	10%	20%

Table: Party wise analysis of clean candidates/MPs/MLAs with candidates/MPs/MLAs who have declared criminal cases

Data in this Kit is presented in good faith, with an intention to inform voters. Candidates affidavits obtained from the ECI website (<https://eci.gov.in/>) with nomination papers is the source of this analysis.

Website:- www.adrindia.org, www.myneta.info

Correlation between education and criminal cases:

- **Candidates who are graduates (or above) and have declared criminal cases:** 1636 out of 6043 candidates who have contested elections since 2004 (or 27% of the candidates analyzed) have a graduate degree or above. 277 or 17% of the candidates with graduate or above degrees have declared criminal cases. 134 or 8% have declared serious criminal cases.
- **Candidates who are 12th pass (or below) and have declared criminal cases:** 4277 out of 6043 candidates who have contested elections since 2004 (or 71% of the candidates analyzed) are 12th Pass and below. 668 or 16% of the candidates who are 12th Pass and below have declared criminal cases. 361 or 8% have declared serious criminal cases.
- **Candidates who are Diploma holders and have declared criminal cases:** 130 out of 6043 candidates who have contested elections since 2004 (or 2% of the candidate analyzed) are Diploma holders. 27 or 21% of the candidates who are Diploma Holders have declared criminal cases. 16 or 12% have declared serious criminal cases.
- **MPs/MLAs who are graduates (or above) and have declared criminal cases:** 300 out of 685 MPs/MLAs who have contested elections since 2004 (or 44% of the MPs/MLAs analyzed) have a graduate degree or above. 77 or 26% of the MPs/MLAs with graduate or above degree have declared criminal cases. 48 or 16% have declared serious criminal cases.
- **MPs/MLAs who are 12th pass (or below) and have declared criminal cases:** 358 out of 685 MPs/MLAs who have contested elections since 2004 (or 52% of the MPs/MLAs analyzed) are 12th Pass and below. 104 or 29% of the MPs/MLAs who are 12th Pass and below have declared criminal cases. 56 or 16% have declared serious criminal cases.
- **MPs/MLAs who are Diploma holders and have declared criminal cases:** 27 out of 685 MPs/MLAs who have contested elections since 2004 (or 4% of the MPs/MLAs analyzed) are Diploma holders. 10 or 37% of the MPs/MLAs who are Diploma Holders have declared criminal cases. 5 or 19% have declared serious criminal cases.

Correlation between education and financial status:

- **Average assets of candidates who are graduates and above:** The average assets of candidates analyzed who have contested elections since 2004 with graduate or above degree is Rs.2.20 crores.

- **Average assets of candidates who are 12th Pass and below:** The average assets of candidates analyzed who have contested elections since 2004, and are 12th Pass and below, is Rs.1.50 crores.
- **Average assets of candidates who are Diploma holders:** The average assets of candidates analyzed who have contested elections since 2004 with Diploma Holders is Rs.2.82 crores.
- **Average assets of MPs/MLAs who are graduates and above:** The average assets of MPs/MLAs analyzed since 2004 with graduate or above degree is Rs.4.40 crores.
- **Average assets of MPs/MLAs who are 12th Pass and below:** The average assets of MPs/MLAs analyzed since 2004, and who are 12th Pass and below, is Rs.7.29 crores.
- **Average assets of MPs/MLAs who are Diploma holders:** The average assets of MPs/MLAs analyzed since 2004, and who are Diploma Holders is Rs.6.39 crores.

Education Qualification	No. of Candidates	No. of Candidates with criminal Cases	% Candidates with Criminal Cases	No. of Candidates with Serious Criminal Cases	% Candidates with Serious Criminal Cases	No. of MPs/MLAs	No. of MPs/MLAs with Criminal Cases	% MPs/MLAs with Criminal Cases	No. of MPs/MLAs with serious criminal Cases	% MPs/MLAs with Serious Criminal Cases	Average Assets of Candidates (Rs.)	Average Assets of MPs/MLAs (Rs.)
Graduates and above	1636	277	17%	134	8%	300	77	26%	48	16%	2.20 crores	4.40 crores
12th Pass and below	4277	668	16%	361	8%	358	104	29%	56	16%	1.50 crores	7.29 crores
Diploma Holders	130	27	21%	16	12%	27	10	37%	5	19%	2.82 crores	6.39 crores
Grand total	6043	972	16%	511	8%	685	191	28%	109	16%	1.71 crore	5.99 crore

Analysis of graduate and Non-Graduate candidates/MPs/MLAs with declared criminal cases

Data in this Kit is presented in good faith, with an intention to inform voters. Candidates affidavits obtained from the ECI website (<https://eci.gov.in/>) with nomination papers is the source of this analysis.

Website:- www.adrindia.org, www.myneta.info

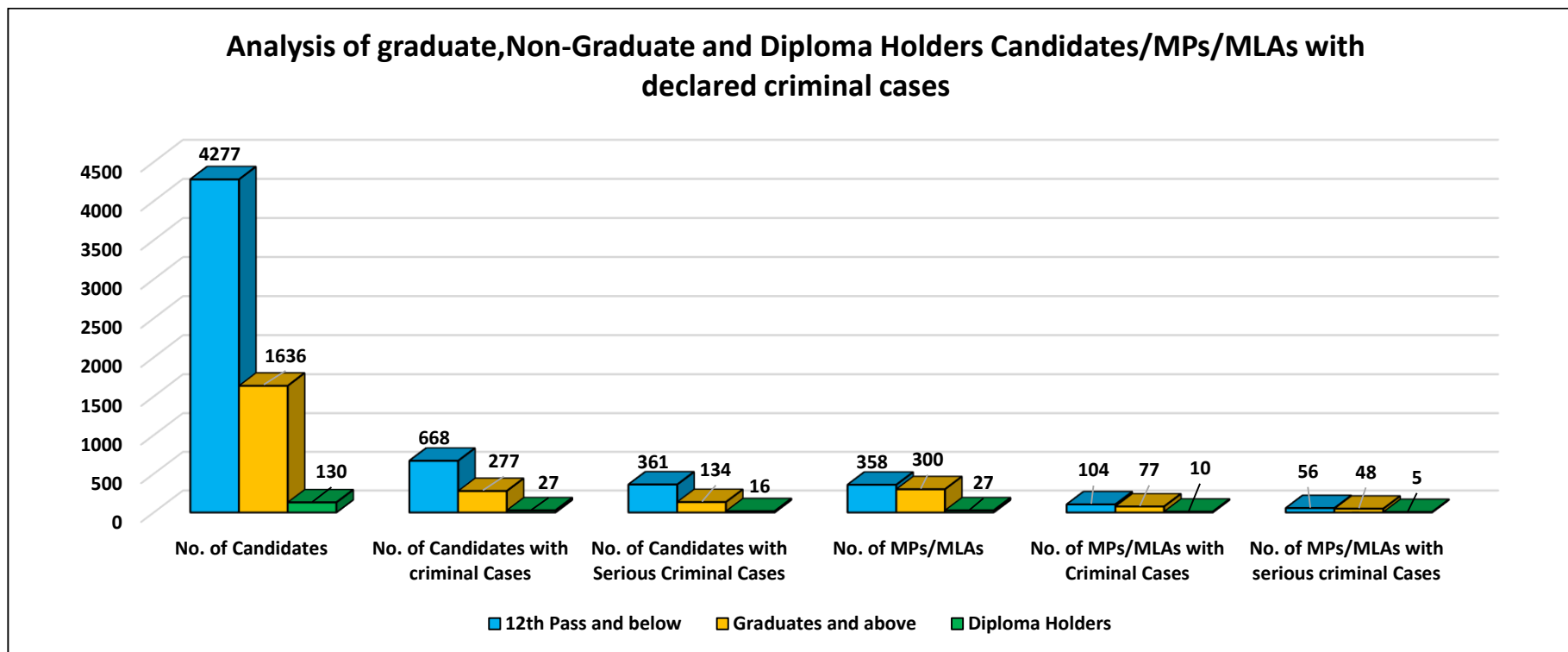


Figure: Analysis of graduate, Non-Graduate and Diploma Holders Candidates/MPs/MLAs with declared criminal cases

Data in this Kit is presented in good faith, with an intention to inform voters. Candidates affidavits obtained from the ECI website (<https://eci.gov.in/>) with nomination papers is the source of this analysis.

Website:- www.adrindia.org, www.myneta.info

Gender Analysis:

- **Women candidates:** Out of the 6043 candidates analyzed (who have contested elections since 2004), only 383 or 6% are women.
- **Men/Women candidates with declared criminal cases:** 21 or 5% out of the 383 women candidates who have contested in elections since 2004 have declared criminal cases and 11 or 3% declared serious criminal cases. 951 or 17% out of the 5659 men candidates declared criminal cases and 500 or 9% declared serious criminal cases.
- **Men/Women MPs/MLAs with declared criminal cases:** 4 (6%) out of 63 women MPs/MLAs (who have been elected in elections since 2004), have declared criminal cases and 3 (5%) has declared serious criminal cases. 187 or 30% out of the 622 men MPs/MLAs declared criminal cases and 106 or 17% declared serious criminal cases.
- **Average assets of Men/Women candidates:** The average assets of men candidates who have contested elections since 2004 is Rs.1.74 crores and the average asset of women candidates is Rs.1.28 crores.
- **Average assets of Men/Women MPs/MLAs:** The average assets of men MPs/MLAs since 2004 is Rs.6.02 crores and the average asset of women MPs/MLAs is Rs.5.62 crores.

Gender	No. of Candidates	No. of Candidates with criminal Cases	% Candidates with Criminal Cases	No. of Candidates with serious criminal Cases	% Candidates with Serious Criminal Cases	No. of MPs/MLAs	No. of MPs/MLAs with Criminal Cases	% MPs/MLAs with Criminal Cases	No. of MPs/MLAs with serious criminal Cases	% MPs/MLAs with Serious Criminal Cases	Average Assets of Candidates (Rs.)	Average Assets of MPs/MLAs (Rs.)
Male	5659	951	17%	500	9%	622	187	30%	106	17%	1.74 crore	6.02 crore
Female	383	21	5%	11	3%	63	4	6%	3	5%	1.28 crore	5.62 crore
Third	1	0	0%	0	0%	0	0	0%	0	0%	5.62 lakhs	-
Grand Total	6043	972	16%	511	8%	685	191	28%	109	16%	1.71 crore	5.99 crore

Table: Gender wise analysis of criminal records and assets

Data in this Kit is presented in good faith, with an intention to inform voters. Candidates affidavits obtained from the ECI website (<https://eci.gov.in/>) with nomination papers is the source of this analysis.

Website:- www.adrindia.org, www.myneta.info

Gender wise analysis of Candidates/MPs/MLAs with criminal records

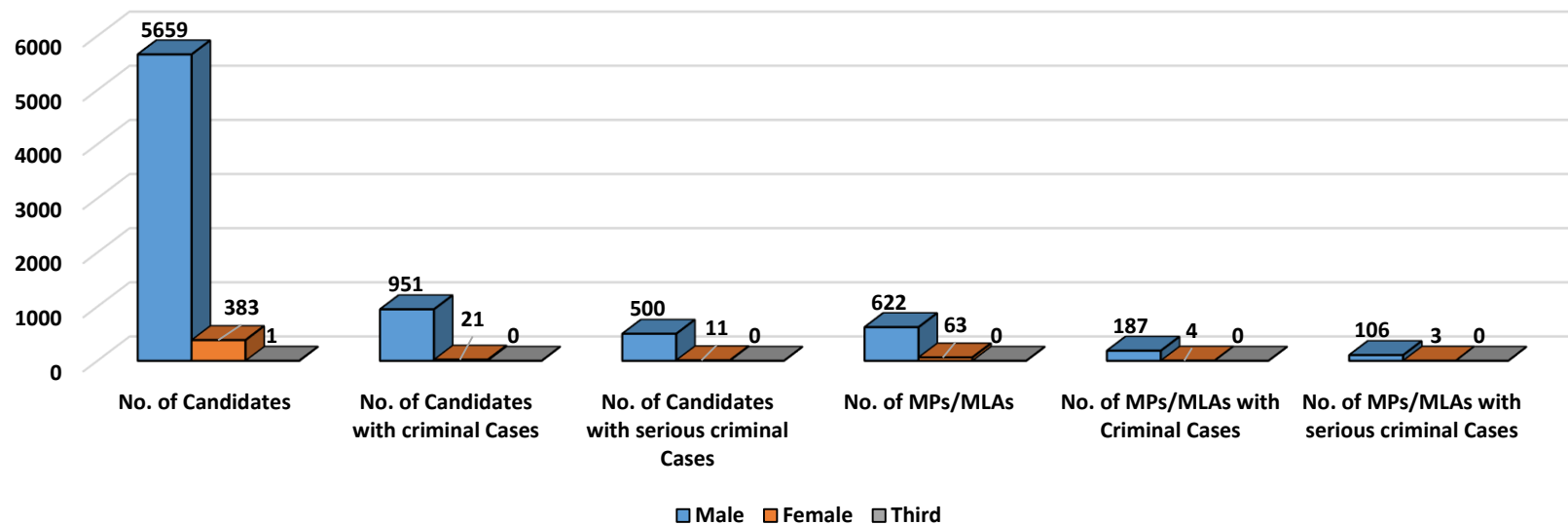


Figure: Gender wise analysis of Candidates/MPs/MLAs with criminal records

Data in this Kit is presented in good faith, with an intention to inform voters. Candidates affidavits obtained from the ECI website (<https://eci.gov.in/>) with nomination papers is the source of this analysis.

Website:- www.adrindia.org, www.myneta.info

Upgraded MyNeta App



Association for Democratic Reforms and National Election Watch present

THE UPGRADED MYNETA APP

DOWNLOAD TODAY!

And be a part of our **#MeraVoteMeraDesh** Campaign

Visit our website:
www.adrindia.org
www.myneta.info

Data in this Kit is presented in good faith, with an intention to inform voters. Candidates affidavits obtained from the ECI website (<https://eci.gov.in/>) with nomination papers is the source of this analysis.

Website:- www.adrindia.org, www.myneta.info

Donate to ADR

We need your help to support our #MeraVoteMeraDesh campaign for upcoming State Assembly Elections. The campaign aims to eradicate corruption & criminalization in the political process, empower the voters through greater dissemination of information on the candidates and the parties.

You can contribute to us using the following QR Code or access the link on our website [here](#).



ADR Speaks Podcast

ADR Speaks is a podcast series on issues related to electoral & political reforms. It focuses on the findings of ADR reports analysing background details of candidates, sources of political parties' income, election expenditure, Electoral Bonds etc. In these episodes, ADR breaks down key findings of its reports for simple understanding & accessibility to the general public, enabling them to make an informed choice. ADR podcast will also host discussions with experts, research scholars, public intellectuals, former election officials etc. on issues concerning India's democratic politics. Please click on the icon to access the episodes on ADR website.



Listen to Our Podcast on



Other platforms



Data in this Kit is presented in good faith, with an intention to inform voters. Candidates affidavits obtained from the ECI website (<https://eci.gov.in/>) with nomination papers is the source of this analysis.

Website:- www.adrindia.org, www.myneta.info



To Get Information About Candidates/Parties/MPs/MLAs/Corporators/PILs in courts

Journalist Helpline no: **8010394248**

Subscribe to ADR on **WhatsApp**
for updates: **7840067840**

Visit: **www.myneta.info, www.adrindia.org**

Email: **adr@adrindia.org**

To contact ADR State Partners, visit:
<https://adrindia.org/about-adr/state-coordinators>

Social Media

/myneta.info
 /adr.new
 @adrspkaks
 /adrspkaks
 /adrspkaks
<https://www.linkedin.com/company/association-for-democratic-reforms/>

Our Websites

www.adrindia.org

Provides detailed analytical reports of Lok Sabha, State Assemblies, local body elections & financial reports of political parties & ongoing PILs in courts

www.myneta.info

Provides full information of criminal cases, asset, liability and education details declared by candidates in the self sworn affidavits

Android Apps

Myneta: The criminal, financial, educational & other background information self declared by candidates in their affidavits during elections is now available on your mobile phones.

Election Watch Reporter: This app provides a tool to the citizens to capture violations of election related laws & the code of conduct.

Both the applications are available on Google Play Store

Office Address

Association for Democratic Reforms
T-95, CL House, Second Floor,
Near Gulmohar Commercial Complex, Gautam Nagar,
Landmark: Green Park Metro Station (GN exit),
New Delhi-110 049,
Tel.: 011- 41654200, Fax: 011 - 46094248

Contact Details

Gujarat Election Watch

Ms Pankti Jog
 State Coordinator
 +91-9909006791
magpgujarat@gmail.com

National Election Watch/Association for Democratic Reforms

Media and Journalist Helpline +91 80103 94248 Email: adr@adrindia.org	Maj.Gen. Anil Verma (Retd) Head Association for Democratic Reforms, National Election Watch 011 4165 4200, +91 88264 79910 adr@adrindia.org , anilverma@adrindia.org	Prof Jagdeep Chhokar IIM Ahmedabad (Retd.) Founder Member, Association for Democratic Reforms, National Election Watch jchhokar@gmail.com	Prof Trilochan Sastry IIM Bangalore Founder Member, Association for Democratic Reforms, National Election Watch +91 94483 53285 tsastry@gmail.com
--	---	---	---

DISCLAIMER

All information in this report has been taken by ADR from the website of the Election Commission of India (<https://eci.gov.in/>) and all the information is available in public domain. ADR does not add or subtract any information, unless the EC changes the data. In particular, no unverified information from any other source is used. While all efforts have been made by ADR to ensure that the information is in keeping with what is available in the ECI website, in case of discrepancy between information provided by ADR through this report, anyone and that given in the ECI website, the information available on the ECI website should be treated as correct and Association for Democratic Reforms, Gujarat Election Watch and their volunteers are not responsible or liable for any direct, indirect special, or consequential damages, claims, demands, losses of any kind whatsoever, made, claimed, incurred or suffered by any party arising under or relating to the usage of data provided by ADR through this report.

It is to be noted that ADR undertakes great care and adopts utmost due diligence in analysing and dissemination of the background information of the candidates furnished by them at the time of elections from the duly self-sworn affidavits submitted with the Election Commission of India. Such information is only aimed at highlighting the growing criminality in politics, increased misuse of money in elections so as to facilitate a system of transparency, accountability and good governance and to enable voters to form an informed choice. Therefore, it is expected that anyone using this report shall undertake due care and utmost precaution while using the data provided by ADR. ADR is not responsible for any mishandling, discrepancy, inability to understand, misinterpretation or manipulation, distortion of the data in such a way so as to benefit or target a particular political party or politician or candidate.