

# PERFORMANCE REPORT OF MEMBER OF LEGISLATIVE ASSEMBLY GUJARAT

BY  
ASSOCIATION FOR DEMOCRATIC REFORMS  
&  
MAHITI ADHIKAR GUJARAT PAHEL



## Introduction :

**Association for Democratic Reforms (ADR)** is an organization established in 1999 with an aim to improve governance and strengthen democracy by continuous work in the area of Electoral and Political Reforms. Over past two decades ADR has been putting its effort in following areas

- Corruption and criminalization in the political process.
- Empowerment of the electorate through greater dissemination of information relating to the candidates and the parties, for a better and informed choice.
- Need for greater accountability of Political Parties.
- Need for inner-party democracy and transparency in party-functioning.

**Mahiti Adhikar Gujarat Pahel (MAGP)** is an initiative that promotes Right to Information Act as tool in the hands of the citizen to bring transparency in Governance and enhance accountability of the government towards people, as people hold supreme power in any democracy.

MAGP holds responsibility as Gujarat State Co-ordinator for ADR and conducts Gujarat Election Watch programme during General Assembly and state Legislative Assembly election.

Current Performance Report of MLAs of Gujarat is being released as part of Voter's Awareness Programme by Gujarat Election Watch. In coming days, we will be coming up with more reports regarding candidates of Gujarat Legislative Assembly Elections.

### I. Questions Asked in the State Legislative Assembly during last 5 years.

Fourteenth Gujarat Vidhansabha all together held 9 sessions in last five years. Gujarat Vidhansabha has total of 182 constituencies. Currently we have 178 MLAs and 4 Assembly seats are Vacant (Bhiloda, Unjha, Dwarka & Khedbrahma<sup>1</sup>)

We have made analysis of the Questions that were asked during these sessions both Starred and Un-Starred. The data has been taken from the "*Vidhan Sabha Satrana Kamkaj no Aheval*" prepared by Vidhansabha and disclosed on the State Assembly website<sup>2</sup>.

Gujarat state assembly in last five years had 10 sessions, 141 days of work. **Total of 38121 Starred and 10224 unstarred questions** asked during 9 sessions. The data for questions during 10<sup>th</sup> session is not available.

We did not get detailed data on type of questions and responses given. We also did not get the separate compilation of questions-answers as earlier.

Session wise data of the questions asked are as follows.

<sup>1</sup> Dr. Anil Joshiyara , MLA Bhiloda and Dr. Ashaben Patel, MLA Unjha expired. Shri Ashwin Kotwal, MLA Khedbrahma resigned. Pabubha Manek, MLA Dwaraka was Disqualified.

<sup>2</sup> <https://gujarat.neva.gov.in/> (Data has been taken from this website)

		Time Period of session	Duration	Starred Questions	Unstarred	Total
1	2018	19 Feb to 28 March 2018	27 Days	10477	0	10477
2		18 <sup>th</sup> & 19 <sup>th</sup> Sept. 2018	2 Days	882	2509	3391
3	2019	18 Feb to 22 Feb 2019	5 Days	1830	3026	4856
4		2 July to 26 July 2019	21 Days	6552	45	6597
5		9 Dec to 11 Dec 2019	4 Days	1284	773	2057
6	2020	26 Feb 2020 to 23 March 2020	20 Days	7716	222	7938
7		21 Sept to 25 Sept 2020	6 Days	0	389	389
8	2021	1 March to 1 April 2021	28 Days	8527	2244	10771
9		27 <sup>th</sup> & 28 <sup>th</sup> Sept 2021	2 days	853	1016	1869
10	2022	2 March to 31 March 2022	26 Days	Data Not Available	Data Not Available	Data Not Available
			<b>141 days</b>	<b>38121</b>	<b>10224</b>	<b>48345</b>

Among **Starred Questions**, out of 26 departments, **Judiciary and Parliamentary affairs & Climate Change Department** got **lowest questions** in assembly in 5 years. Whereas **Agriculture and Co-operation, Industries and mines, Home, Panchayat and Revenue** are five departments seeking **highest questions** during 5 years.

For **un-Starred Questions** Lowest numbers of questions were related to Climate Change Department whereas **Home Department, Agriculture, Revenue, Health & Narmada** got **highest number of questions**

Starred Questions					
Lowest	5 departments for which Highest number of questions were raised				
Judiciary and Parliamentary affairs	Agriculture and co-operation	Industries and mines	Home Dept	Panchayat & Rural Housing	Revenue
15	4343	3374	2851	2319	2273

Unstarred Questions	
Lowest Received	5 Department for which highest number of questions were asked

<b>Climate Change</b>	<b>Home Dept</b>	<b>Agriculture</b>	<b>Revenue</b>	<b>Health and Family welfare</b>	<b>Narmada</b>
<b>3</b>	<b>1558</b>	<b>1178</b>	<b>1019</b>	<b>853</b>	<b>742</b>

<b>STARRED QUESTION DEPARTMENT WISE (ALL SESSIONS)</b>							
<b>Sr . N o</b>	<b>Department Name</b>	<b>Starred</b>					
		<b>Total Received</b>	<b>Accepted</b>	<b>Rejected</b>	<b>Answered</b>	<b>Withdrawn</b>	<b>Cancelled</b>
1	General Administration Dept	408	255	9	2	8	132
2	Agriculture, and co-operation	4343	3131	70	52	104	1034
3	Education	2274	1707	38	8	52	477
4	Finance Dept	575	405	6	0	4	161
5	Food and Civil Supply	1141	797	13	24	21	265
6	Forest and environment	1237	870	26	11	33	315
7	Health and Family welfare	2197	1726	41	5	11	451
8	Home Dept	2851	2149	51	7	139	535
9	Industries and mines	3374	2329	61	14	42	952
10	Information and broadcasting	162	46	0	0	1	112
11	Labour and employment	1733	1253	23	0	21	433
12	Law	864	562	12	19	6	275
13	Narmada Water Resources and water supply	2258	1728	38	1	17	497
14	Panchayat Rural Housing and Rural Dev	2319	1871	36	0	39	377
15	Revenue	2273	1732	29	2	56	375
16	Road and Building	1329	977	14	0	33	306
17	Social Justice and Empowerment	2076	1720	43	0	4	340

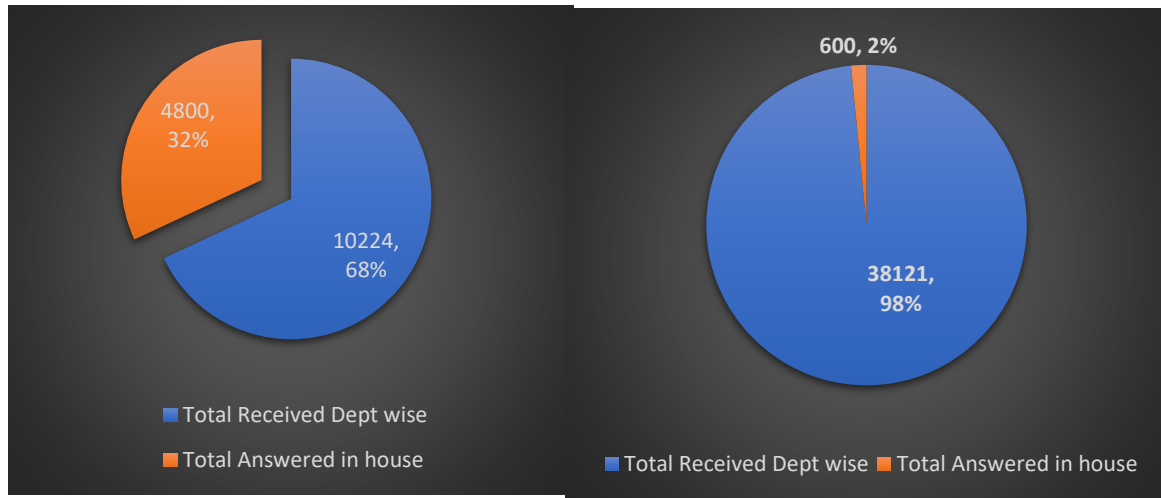
18	Urban Development	927	650	9	1	3	262
19	Sports and Cultural Activities	676	280	6	0	7	383
20	Energy and Petrochemicals	2423	1811	29	0	5	578
21	Judiciary and Parliamentary	15	2	0	0	0	13
22	Ports and transport	1047	781	11	1	6	261
23	Women and Child Dev	770	659	12	3	4	95
24	Tribal Dev	676	465	20	12	7	176
25	Science and Technology	118	46	3	0	0	72
26	Climate Change	55	27	0	0	0	28

Un-STARRED QUESTION DEPARTMENT WISE (ALL SESSIONS)							
Sr . No	Department Name	Starred					
		Total Received	Accepted	Rejected	Answered	Withdrawn	Cancelled
1	General Administration Dept	132	105	24	68	0	1
2	Agriculture, and co-operation	1178	627	309	524	0	2
3	Education	656	546	100	380	2	2
4	Finance Dept	88	53	41	49	0	2
5	Food and Civil Supply	166	144	21	122	0	0
6	Forest and environment	539	371	160	190	0	4
7	Health and Family welfare	853	501	345	396	0	4
8	Home Dept	1558	1123	385	792	2	45
9	Industries and mines	531	413	110	316	0	2
10	Information and broadcasting	21	16	5	10	0	0
11	Labour and employment	172	162	9	108	0	0
12	Law	111	54	54	21	0	1

13	Narmdada Water Resources and water supply	742	612	125	427	0	4
14	Panchayat Rural Housing and Rural Dev	627	483	142	265	0	0
15	Revenue	1019	811	184	327	1	1
16	Road and Building	484	391	32	179	0	9
17	Social Justice and Empowerment	285	225	59	151	0	0
18	Urban Development	305	217	84	105	0	0
19	Sports and Cultural Activities	84	67	17	22	0	0
20	Energy and Petrochemicals	349	287	62	177	0	0
21	Judiciary and Parliamentary	5	3	2	1	0	0
22	Ports and transport	139	121	17	70	0	0
23	Women and Child Dev	121	101	18	80	0	2
24	Tribal Dev	43	40	2	33	0	0
25	Science and Technology	13	10	3	8	0	0
26	Climate Change	3	3	0	3	0	0

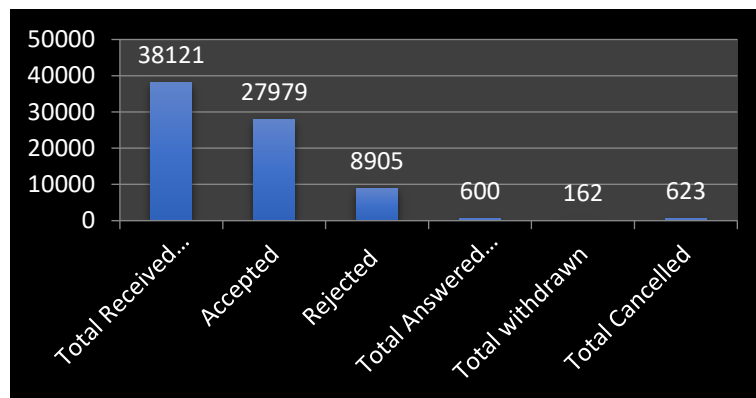
Out of 38,121 starred questions only 600 were answered in the house, that constitute 2% whereas 4800 (32%) unstarred questions were answered in the house.

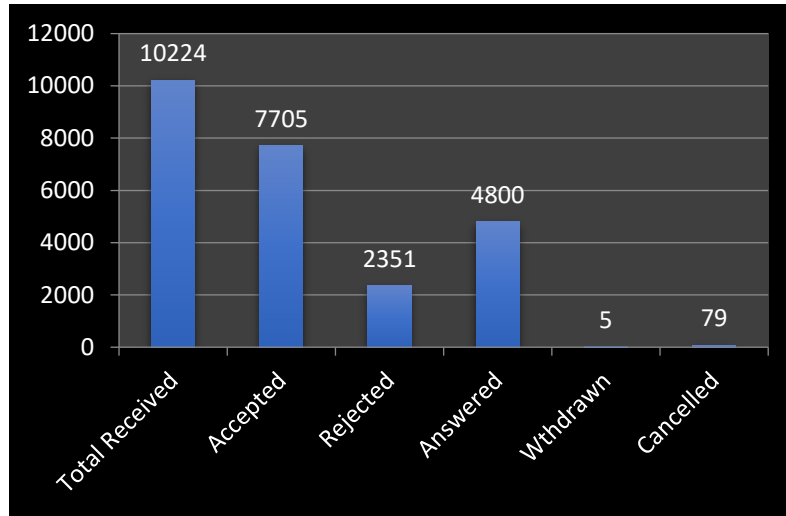
	Total Received Dept wise	Accepted	Rejected	Total Answered in house	Total withdrawn	Total Cancelled
<b>Starred</b>	<b>38121</b>	<b>27979</b>	<b>8905</b>	<b>600</b>	<b>162</b>	<b>623</b>
<b>Un-starred</b>	<b>10224</b>	<b>7705</b>	<b>2351</b>	<b>4800</b>	<b>5</b>	<b>79</b>



- Out of **38121 starred questions**, 23.35 % (8905) were **NOT Accepted**, where as **0.42% (162)** were **withdrawn** and **1.6% (623)** were **cancelled** after accepting it.
- Out of **10224 unstarred questions**, **22% (2351)** got rejected, and **0.04 % (5)** were **withdrawn** and **0.77 % (79)** were **cancelled** after accepting it.
- Question is cancelled in **three circumstances**. Upon **resignation of the MLA** or **demise of MLA** or upon **Minister’s Request**. However the reason for minister’s request is unknown.

**Starred total received V/s Rejected, Answered, Withdrawn and cancelled**



**Un-Starred total received V/s Rejected, Answered, Withdrawn and cancelled****Questions Received and Answered (Minister wise) during all sessions**

Sr. No	Ministers Wise	Total Registered	Answered
1	CM - GAD	197	9
2	CM - Udyog	901	30
3	CM - Home and Police	1880	42
4	CM - Urban Dev	647	9
5	CM - Ports	142	2
6	CM - Mines, minerals	791	18
7	CM- Information and Broadcasting	43	0
8	Jail	100	5
9	Science and technology	41	2
10	Climate Change (CM)	26	1
11	Petrochemicals (CM)	83	0
12	Forest	753	25
13	Mahila and Bal Vikas	642	12
14	Panchayat	1134	23
15	Paryavaran	121	2
16	Nashabandhi	92	0
17	Ayojan	45	0
18	Bin Nivasi Gujarati	12	0
19	Protokol	1	0
20	Gramrakshak Dal	1	0
21	Dy CM - Finance	408	6
22	Dy CM - Marg ane Makan	974	14



23	Health and Family Welfare	1703	41
24	Urja	1669	26
25	Narmada	243	8
26	Kalpasar	390	1
27	Krushhi	1592	38
28	Pashupalan	434	58
29	Matsodoyg	224	3
30	Vahn Vyavahar	639	9
31	Gram Vikas	689	11
32	Anna Nagarik Puravatho	797	13
33	Kutirodyg	205	4
34	Chhapkam Lekhan Samgri	3	0
35	Sahakar Mantri	647	17
36	Ramat Gamat	281	4
37	Shikshan	1707	38
38	Law	562	12
39	Vaidhanik and sansadiy Babato	2	0
40	Mitha Udyog	5	0
41	Gau samvardhan Mantri	182	4
42	Nagarik Uddayan Mantri	70	5
43	Adijati	465	20
44	Pravasan Mantri	209	1
45	Revenue	1712	43
46	Labour and Employment	1253	23
47	Disaster Management	20	0
48	YatraDham Vikas	122	1
49	samjik Nyay Adhikarita	1717	44
50	Pani Puravath	414	15
51	Gram Gruhnirman	44	1
52	Shaheri Gruhnirman	3	0
53	Tabibi Shikshan	23	0
54	Jalsampatti	681	14
55	Police House	133	3
56	Patnagar Yojan	3	0
	Total		

## II.USE OF LOCAL AREA DEVELOPMENT FUND

Under MLA Local Area Development Fund scheme (MLA LADS) every Member of Legislative Assembly can recommend/suggest developmental works worth Rs. 1.5 crore in her/his constituency. The District Planning Board keeps the accounts of the MLA LAD fund. In Gujarat this scheme has over 1365 crore rupees.

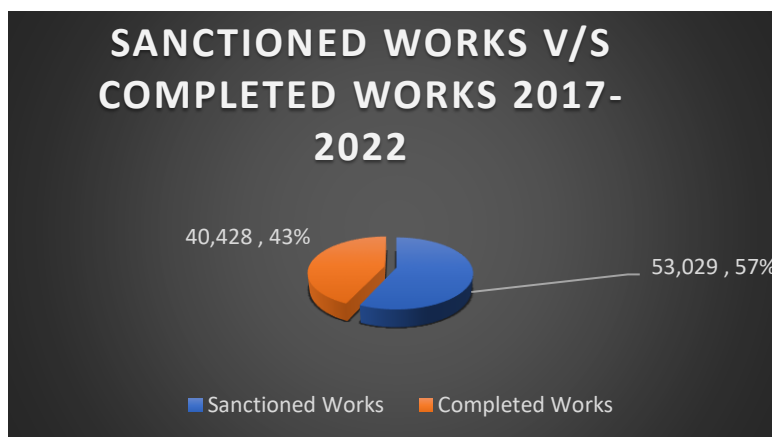
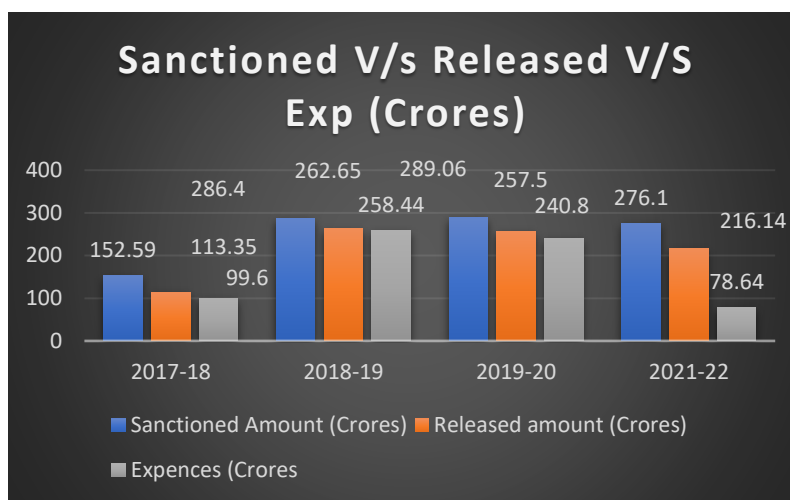
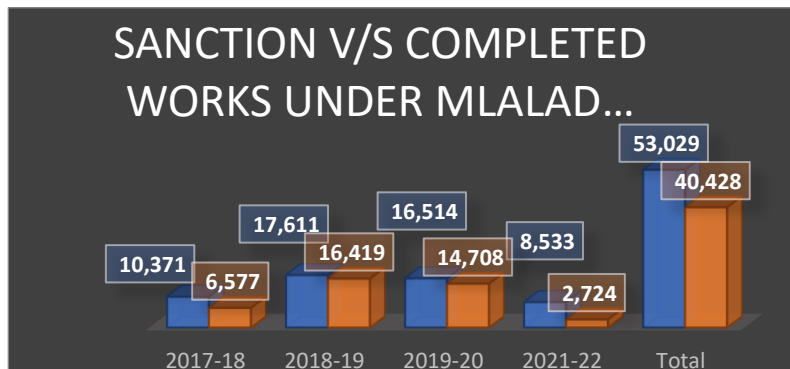
We had filed RTI with all district Planning Boards offices to get details of expenses done under MLALAD. Few districts gave information on CD while others simply transferred applications to all those authorities, to whom MLA LAD funds were given.

Complaint regarding non availability of information in user friendly manner has been filed with GIC and we are demanding for a separate website like [www.mplads.gov.in](http://www.mplads.gov.in) giving MP wise expenses of the funds and details of kind of work executed using MPLAD funds in each year.

In Gujarat last give year works worth 1004.15 crore rupees were recommended by MLAs during 2017-2022 out of which 849.64 crores were released and 677.5 crores were spent till March 2022. This amounts to 67.47% of the total sanctioned amount.

Only 76 % of the works were completed out of total sanctioned 53,029 different works that were sanctioned out of which 40,428 works were completed till March 2022

Year	Sanctio ned Works	Compl eted Works	%	Sanctio ned Amount (Crores)	Release d amount (Crores)	Exp. (Crore s)	% to sanctio n	% to Release d
2017 -18	10,371	6,577	63.4 2	152.59	113.35	99.6	65.27	87.87
2018 -19	17,611	16,419	93.2 3	286.4	262.65	258.44	90.24	98.40
2019 -20	16,514	14,708	89.0 6	289.06	257.5	240.8	83.30	93.51
2021 -22	8,533	2,724	31.9 2	276.1	216.14	78.64	28.48	36.38
<b>Tota l</b>	<b>53,029</b>	<b>40,428</b>	<b>76.2 4</b>	<b>1004.15</b>	<b>849.64</b>	<b>677.5</b>	67.47	79.74

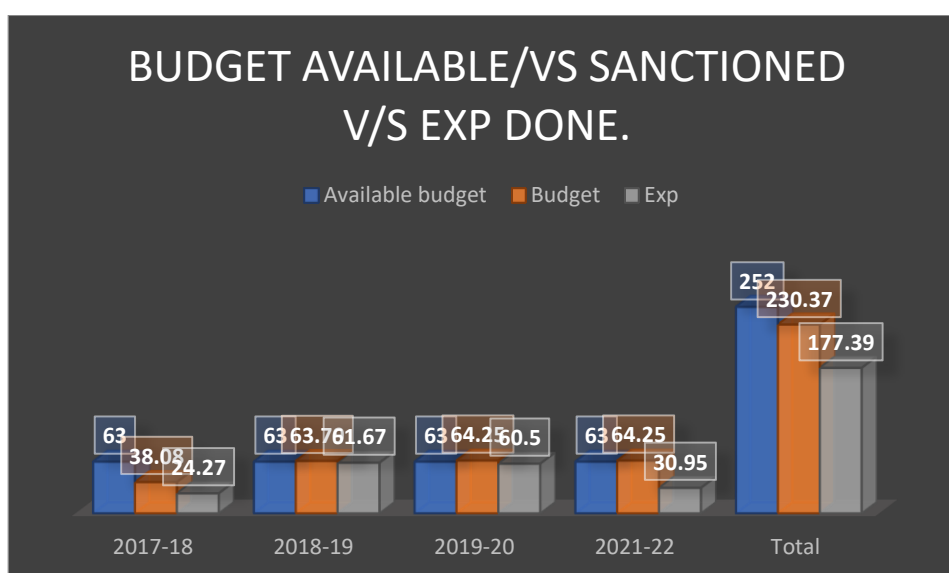


- Budget allocated for MLA LAD funds is for five years and all unspent amount is carried forward to next year.
- Unspent amount of 300 crore will get expire once assembly term ends. This amount could have been effectively used.
- 6094 works could not be started at all despite sanctioning of works. Planning committee should look into the reason for this.

- Low expenditure also shows poor planning of works and poor execution.
- MLA needs to more pro-active in reaching to people to understand need at grass roots, kind of works those cannot be supported in regular planning for development and existing programme, and then pitch in with its support. Thus planning can be area specific and need based and innovative.

**USE of MLA funds in Tribal areas (Dang, Narmada, Valsad, Tapi, Bharuchh, Panchamahals, Dahod, Mahisagar, Chhotaudepur, Banaskantha, Sabarkantha, and Aravalli)**

Year	Available budget	Budget Sanctioned	Exp Done
2017-18	63	38.08	24.27
2018-19	63	63.79	61.67
2019-20	63	64.25	60.5
2021-22	63	64.25	30.95
<b>Total</b>	<b>252</b>	<b>230.37</b>	<b>177.39</b>

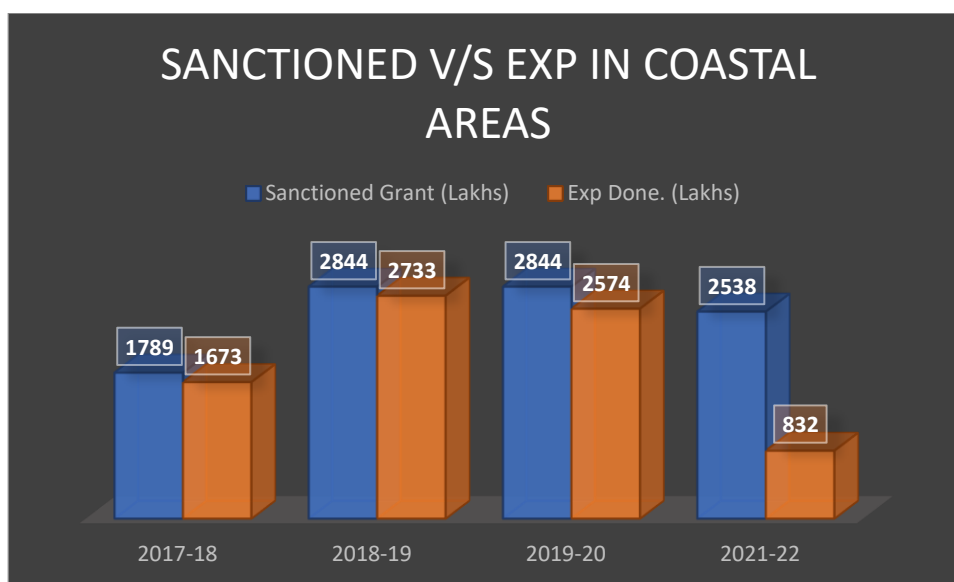


In above tribal district out of total 252 crore funds were available with MLAs. Works of Rs. 230.37 crores were sanctioned, and only 177.40 crores were spent. Thus 75 crore rupees remain unspent from the MLA LADs funds.

Total of -14689 works were planed out and sanctioned, only 11,445 works were completed (77%) which show several gaps in planning and execution state.

**Use of MLA LAD Funds in Coastal Areas: (Bharuch, Surat, Navsari, Valsad, Dwarka, Somnath, Porbandar, Bhavnagar, Kutch)**

Year	Sanctioned Grant (Lakhs)	Exp Done. (Lakhs)
2017-18	1789	1673
2018-19	2844	2733
2019-20	2844	2574
2021-22	2538	832
<b>TOTAL</b>	<b>10015</b>	<b>7812</b>



**Transparency and Accountability issues with use of MLA LAD funds.**

- There is no separate website for giving MLA LAD funds details as that of MPLAD fund webstie [www.mplads.gov.in](http://www.mplads.gov.in)
- No sectoral data on expenses, or no year wise reports can be found.

- The IOJN website only gives total expenses.
- Very limited transparency in MLA LAD Scheme in planning, execution, monitoring, budget expenditure component.
- There is no reason given for large number of
- Out of 53029 works, No Photographs are uploaded for near to 40601 works.

### III. MLAs participation in the discussion held in the assembly during last five years.

MLAs are expected to have discussion on the new policies that are being passed, abt the questions that are raised in the assembly floor, and also about larger issues concerning citizens like Status of poverty, unemployment, price rice, issues of labour, Food security, Malnourishment, law and order etc.

Given below is an analysis of their participation. As we do not have enough data on all questions raised and answers and minutes of discussion held thereafter. we restricted ourselves to frequency of participation and not “Quality of discussion”.

Participated in Discussion	Number of MLAs	%
Less then 10	66	36
11 to 50	106	58
51 to 100	4	2
above 100	6	3

95% (172) out of 182 MLAs participated for less than 50 times during last 5 years in any discussions, despite their attendance in the state assembly. Out of which 36% (66) participated less than 10 times..!!

This raises doubts on their interest, kind of discussions, (or discussion held or not ?) reason for their non-participation etc. Any vibrant Vibrant meeting is expected to have participation from participants.

**The highest participation seen in following members.**

Name of MLA	Participation
Nitin Patel (Mehsana) (BJP)	191
Paresh Dhanani (Amreli) (INC)	139
Bhupendra sinh Chudasama (Dholka) (BJP)	136

<b>Pradipsinh Jadeja (Vatva) (BJP)</b>	<b>123</b>
<b>Pratapbhai Dudhat (Savarkunda) (INC)</b>	<b>104</b>
<b>Shailesh Parmar(Danilimda) (INC)</b>	<b>102</b>

**MLAs who participated less than 5 times in whole 5 years.**

<b>Name of MLA</b>	<b>Constituency</b>	<b>Participation</b>
Shri Virendrasinh Bahadursinh Jadeja , BJP	Mandvi	1
Shri Purushottam Odhavjibhia Solanki BJP	Bhavnagar Rural	1
Shri Somabhai G. Patel , BJP	Limbdi	2
Shri Monhammad javed A Pirzada, INC	Wankaner	2
Shri JAwarbhai P. Chavda, BJP	Manavadar	2
Shri Madhu Srivastav BJP	Vaghodia	2
Shri Maheshkumar A. Patel, INC	Palanpur	3
Shri Karshanbhai Punjabhai Solanki, BJP	Kadi	3
Shri Suresh Chaturdas Patel INC	Mansa	3
Shri Arvind Raiyaani, BJP	Rajkot East	3
Shri Lakhabhai Sagathiya BJP	Rajkot Rural	3
Shri Vikrambhai Arjanbhai Madam INC	Khambhaliya	3
Shri Kishor kumar Janani BJP	VArachha Road	3
Shri Bharatji Sonaji Thakor, BJP	Bechraji	4
Shrimati Geetaba Jayrajsinh Jadja, BJP	Gondal	4
Shri Kantibhai S. Parmar INC	Thasara	4
Shri Sunilbhai Ratanji Gamit , INC	Nizar	4

**\*\* Name wise list of all MLAs along with their Participation and attendance is given as annexure I**

<b>15 MLAs with Highest attendance V/S their participation</b>							
<b>Sr. No</b>	<b>Const. No</b>	<b>Name of the MLA</b>	<b>Const.</b>	<b>Party</b>	<b>Attendance out of 115 days</b>	<b>Participation (Days)</b>	<b>% .</b>
1	26.	Shri Ramanbhai Dhulabhai Patel	Vijapur	BJP	115	26	22.6
2	34.	Shri Balarajsinh K Chauhan	Dahegam	BJP	115	12	10.4
3	47.	Shri Balram Khubchand Thavani	Naroda	BJP	115	4	3.5
4	108.	Shri Maheshkumar Kanaiyalala Raval	Khambhat	BJP	114	19	16.5
5	42.	Shri Kishor Chauhan	Vejalpur	BJP	113	11	9.6
6	142.	Shri Jitendra Sukhadiya	Sayajiganji	BJP	113	14	12.2
7	178.	Shri Arvind Chotubhai Patel	Dharampur	BJP	113	17	14.8

8	53.	Shri Suresh Dhanjubhai Patel	Maninagar	BJP	112	29	25.2
9	62.	શ્રી Dhanjibhai Patel	Vadhvan	BJP	112	8	7.0
10	71.	Shri Lakhbhai Sagathiya	Rajkot rural	BJP	112	3	2.6
11	123.	Shri Kuberbhai Dindor	Santarampur	BJP	112	34	29.6
12	143.	Shrimati Simaben A Mohile	Ajota	BJP	112	17	14.8
13	164.	Shri Vivek Narottambhai Patel	Udhna	BJP	112	19	16.5
14	168.	Shri Jhankhana H Patel	Choryasi	BJP	112	11	9.6
15	175.	Shri Piyushbhai Dinkarbhai Desai	Navsari	BJP	112	35	30.4
1	7.	Shrimati Genibhai Thakor	Vav	INC	101	5	4.3
2	9.	Shri Nathabhai Hegolbhai Patel	Dhanera	INC	100	8	7.0
3	18.	Shri Kiritkumar Chimanlal Patel	Patan	INC	107	62	53.9
4	30.	Dr. Anil Joshiyara,	Bhiloda	INC	109	78	67.8
5	31.	Shri Rajendrasinh Shivsinh Thakor	Modasa	INC	104	10	8.7
6	49.	Shri Himatsinh Pralhadsinh Patel	Bapunagar	INC	102	33	28.7
7	52.	Shri Imran Yusufbhai Khedawala	Jamalpur Khadiya	INC	104	31	27.0
8	63.	Shri Rutvikbhai Lavjibhai Makwana	Chotila	INC	103	26	22.6
9	75.	Shri Lalitbhai Vasoya	Dhoraji	INC	103	21	18.3
10	80.	Shri Chirabhai Rameshbhai Kalariya	Jamjodhpur	INC	101	3	2.6
11	89.	Shri Babubhai Kalabhai Vaja INC	Mangrol	INC	101	22	19.1
12	96.	Shri Virajbhai Thummar INC	Lathi	INC	103	33	28.7
13	112.	Shri Kantibhai S Parmar	Anand	INC	106	10	8.7
14	113.	Shri Niranjan Purushottam Patel	Patlad	INC	101	12	10.4
15	118.	Shri Indrajeetsinh Natwarsinh Parmar	Mahudha	INC	108	9	7.8

Sr. no	Name of the Minister	Department	Constituency	Participation	Attendance
1	Shri Bhupendrabhai Rajnikant Patel	<b>Chief Minister - General</b> Administration, Administrative Reforms and Planning, Home and Police Housing, Information and broadcasting, Capital Project, Urban Development and Urban Housing, Industries, Mines and Minerals, Narmada, Ports, All Policies and All Subjects/Departments not allotted to other Ministers.	Ghatalodiya	14	77
2	Shri Rajendra Suryaprasad Trivedi	Revenue, Disaster Management, Law and Justice, Legislative and Parliamentary Affairs.	Raopura	8	Data Not Available



3	Shri Jitubhai Savjibhai Vaghani	Education (Primary, Secondary, Adult), Higher and Technical Education, Science and Technology.	Bhavnagar (w)	16	48
4	Shri Rushikesh Ganeshbhai Patel	Health and Family Welfare, Medical Education, Water Resources and Water Supply.	Visnagar	28	82
5	Shri Purnesh Modi	Road and Building, Transport, Civil Aviation, Tourism and Pilgrimage Development.	Surat West	32	74
6	Shri Raghavjibhai Hansrajbhai Patel	Agriculture, Animal Husbandry, Cow-Breeding	Jamnagar rural	9	68
7	Shri Kanubhai Mohanlal Desai	Finance, Energy, Petrochemicals	Paradi	28	78
8	Shri Kiritsinh Jitubha Rana	Forest, Environment, Climate Change, Printing and Stationary			
9	Shri Nareshbhai Maganbhai Patel	Tribal Development, Food and Civil Supply and Consumer Protection	Ganadevi	38	80
10	Shri Pradip Khanabhai Parmar	Social Justice and Empowerment	Asarva	11	
11	Shri Arjunsinh Udesinh Chauhan	Rural Development and Rural Housing.	Mehamadabad	10	83
12	Shri Harsh Rameshkumar Sanghavi	Sports, Youth Service and Cultural Activities, Co-ordination of voluntary organization, Non-resident Gujaratis' Division, Gruh Rakshak Dal and Gram Rakshak Dal, Civil Defence, Prohibition, Excise, Jail, Border Security (All Independent Charge), Home and Police Housing, Disaster Management (State Minister)	Majura	17	72
13	Shri Jagdishbhai Ishwarbhai Vishwakarma (Panchal)	Cottage Industries, Co-operation, Salt Industries, Protocol (Independent Charge), Industries, Forest, Environment and Climate Change, Printing and Stationary (State Minister)	Nikol	32	80
14	Shri Brijeshkumar Amarshibhai Merja	Labour, Employment, Panchayat (Independent Charge), Rural Housing and Rural Developmen	Morbi	52	80
15	Shri Jitubhai Harjibhai Chaudhari	Kalpasar and Fisheries (Independent Charge), Narmada, Water Resources and Water Supply (State Minister).	Kaparda	18	88
16	Smt. Manisha Rajiv Vakil	Women and Child Welfare (Independent Charge), Social Justice and Empowerment.(Welfare of Schedule Castes) (State Minister)	Vadodara	22	81
17	Shri Mukeshbhai Zinabhai Patel	Agriculture, Energy and Petrochemicals.	Olpad	14	84

18	Smt. Nimishaben Suthar	Tribal Development, Health and Family Welfare and Medical Education.	**	**	
19	Shri Arvindbhai Raiyani	Transport, Civil Aviation, Tourism and Pilgrimage Development	Rajkot East	3	73
20	Dr. Kuberbhai Mansukhbhai Dindor	Higher and Technical Education, Legislative and Parliamentary Affairs.	Santarampur	34	86
21	Shri Kirtisinh Prabhatsinh Vaghela	Primary, Secondary and Adult Education	Kankrej	15	15
22	Shri Gajendrasinh Udesinh Parmar	Food and Civil Supply and Consumer Protection Affairs.	Prantij	5	72
23	Shri R. C. Makwana	Social Justice and Empowerment. (Welfare of Socially and Educationally Backward Classes)	Mahuva	12	75
24	Shri Vinodbhai Amarshibhai Mordiya	Urban Development and Urban Housing.)	Katargam	18	82
25	Shri Devabhai Punjabhai Malam	Animal Husbandry and Cow-Breeding.	Keshod	8	80
** Data not Available					

### Recommendations:--

- There should be separate web portal for disclosing MLALAD Scheme expenses where in sectoral as well as constituency wise data can be seen on dashboards. Today IOJN website only gives figures of expenses, but no comparative data. This is not user-friendly.
- There should be comprehensive guidelines for kind of work to be recommended under MLA LAD scheme, implementation mechanism, review for its progress, if work could not be started, then reason for same, reason for under-utilization etc.
- Gujarat Vidhasabha need to develop an application where in questions asked by the member of legislative assembly can be searched subject wise, session wise, name wise (as that of the parliament—DIGITAL SANSAD)
- The attendance of the member of legislative assembly should also be displayed in the form of dashboard, along with details of her/his participation in the discussion held. He/she represents people. People elect them to perform, to work for them, to discuss policy matter, to argue and to make good policies for sustainable development. Thus it is very much important that there should a user friendly portal as well as mobile based application which can give details of her/his performance to people.
- Such dashboard based presentation (interactive, user friendly) will bring transparency in MLAs work and thus will enhance their credibility.

**Contact:**

**Major General (Rtd) Anil Verma**

**Head ADR**

**New Delhi**

**Ph: 8826479910**

**Email: [anilverma@adrindia.org](mailto:anilverma@adrindia.org)**

**Pankti Jog**

**State Co-ordinator - ADR**

**Ahmedabad**

**Ph: 9909006791**

**Email: [magpggujarat@gmail.com](mailto:magpggujarat@gmail.com)**