

2017 ADR Midterm Survey Report for Gujarat

The Association for Democratic Reforms (ADR) has conducted the largest ever survey in India with over 270,000 respondents in 527 Lok Sabha constituencies. The larger purpose of the survey is to highlight voter priorities so that elections in future are fought on voter issues, and more importantly, the manifestos of future Governments reflect voter priorities.

Purpose: The Association for Democratic Reforms (ADR) commissioned a survey of members of the eligible electorate—citizens over the age of 18—during January to April 2017 in order to identify the level of citizen awareness of the electoral process and to ascertain voter perception on specific governance issues and the rated performance of our elected representatives on those issues. The primary purpose of the survey was to assess eligible voters’ access to information about the political process, exposure to inducements for vote, awareness of candidates with criminal cases in elections, general attitudes about electoral process in democracy and expectations from the government.

This report outlines the findings of a survey of Indian voters’ expectations, perceptions and their evaluation of the 30 most important issues for the voters in their particular region in terms of their capacity, governance and specific roles in improving the living conditions of the voters. These aspects are analyzed in relation to the performance of the government on those issues as perceived by the respondents.

To identify what are voter priorities in terms of governance issues like water, electricity, roads, food, education and health, a list of 30 items was given to voters and they were asked to rate the top 5 issues for them. The issues were ranked 1 to 5 where 1 was the most important issue. This list was comprehensive as less than 5% said that there were “other issues” beyond the list.

The results of the Perception Assessment shows the striking difference between the priorities of the voters and the performance on those issues and highlights the overall weak efforts of all institutions in fulfilling their role in providing what the voters really need.

ADR believes that the assessment report can be an important tool in engendering improvements within all institutions in refining their own institutional practices or developing better oversight of other bodies. We hope the report will be instrumental in starting a coordinated effort to work together to ensure the most efficient use of resources to serve the nation as a whole.

The findings of the survey:

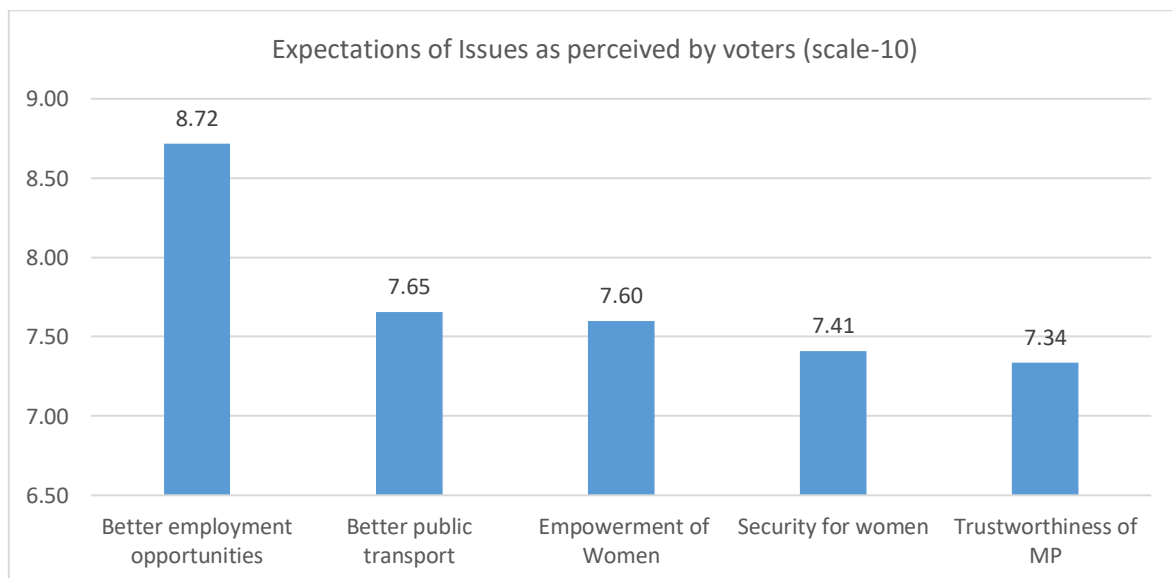
Top 10 pressing issues for voters. To identify what are voter priorities in terms of governance issues like water, electricity, roads, food, education and health, a list of 30 items was given to voters and they were asked to rate whether a particular issue was High, Medium, or Low. This list was comprehensive as less than 5% said that there were “other issues” beyond the list.

In **Gujarat**, Better Employment Opportunities, Better Public Transport and Empowerment of Women are the Top 3 issues about which people are most concerned.

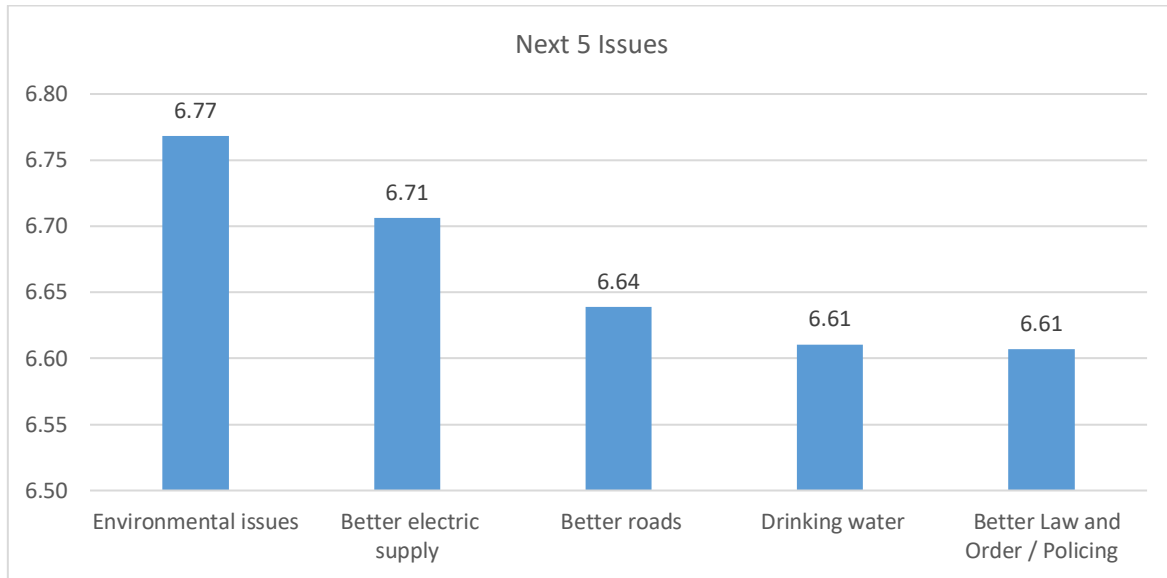
Overall, Top 10 Issues for Gujarat:

S. No.	Issues	Expectations of Issues as perceived by voters (scale-10)
1	Better employment opportunities	8.72
2	Better public transport	7.65
3	Empowerment of Women	7.60
4	Security for women	7.41
5	Trustworthiness of MP	7.34
6	Environmental issues	6.77
7	Better electric supply	6.71
8	Better roads	6.64
9	Drinking water	6.61
10	Better Law and Order / Policing	6.61

Table 1: Top 10 Priority Issues



Graph 1: Top 5 Priority Issues

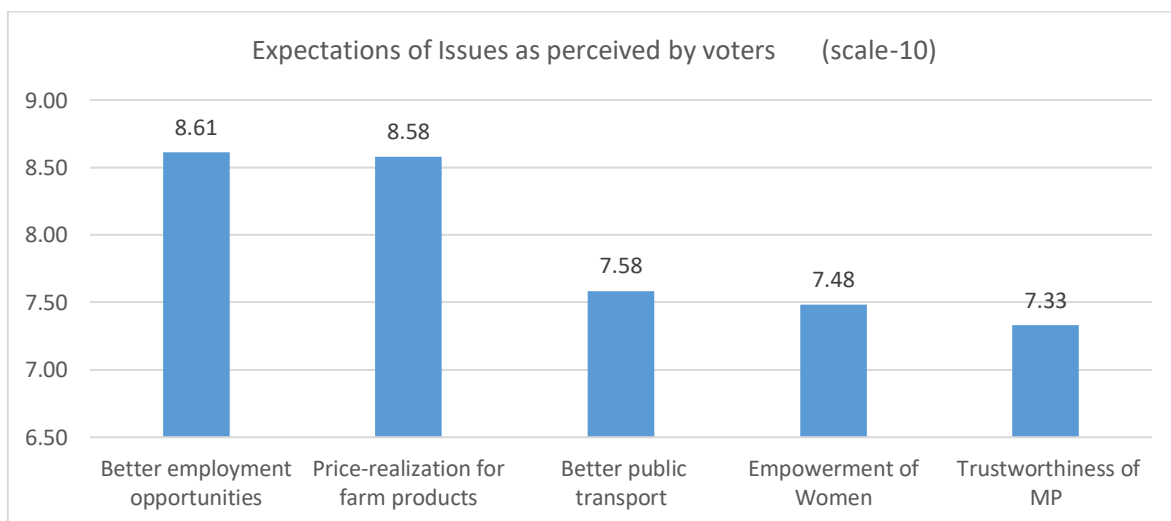


Graph 2: Priority Issues 5 to 10

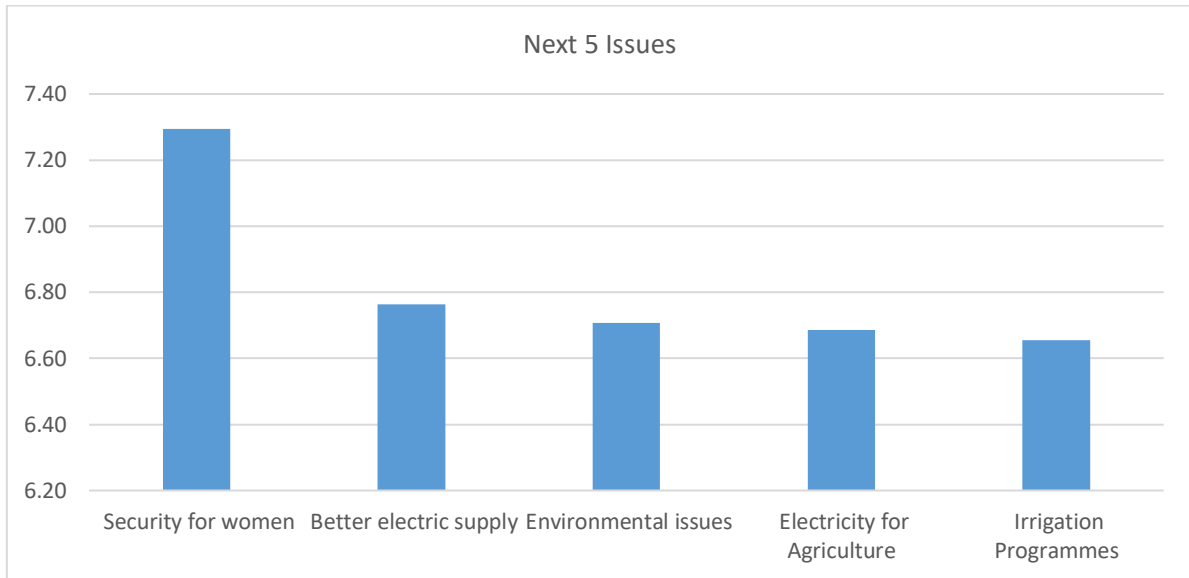
The Top Issues in Rural Areas: The top 3 important issues in rural Gujarat are Better Employment Opportunities, Higher Price Realization for Farm Products and Better Public Transport.

S. No.	Issues	Expectations of Issues as perceived by voters (scale-10)
1	Better employment opportunities	8.61
2	Price-realization for farm products	8.58
3	Better public transport	7.58
4	Empowerment of Women	7.48
5	Trustworthiness of MP	7.33
6	Security for women	7.29
7	Better electric supply	6.76
8	Environmental issues	6.71
9	Electricity for Agriculture	6.69
10	Irrigation Programmes	6.65

Table 2: Top 10 Rural Priority Issues



Graph 3: Top 5 Rural Priority Issues

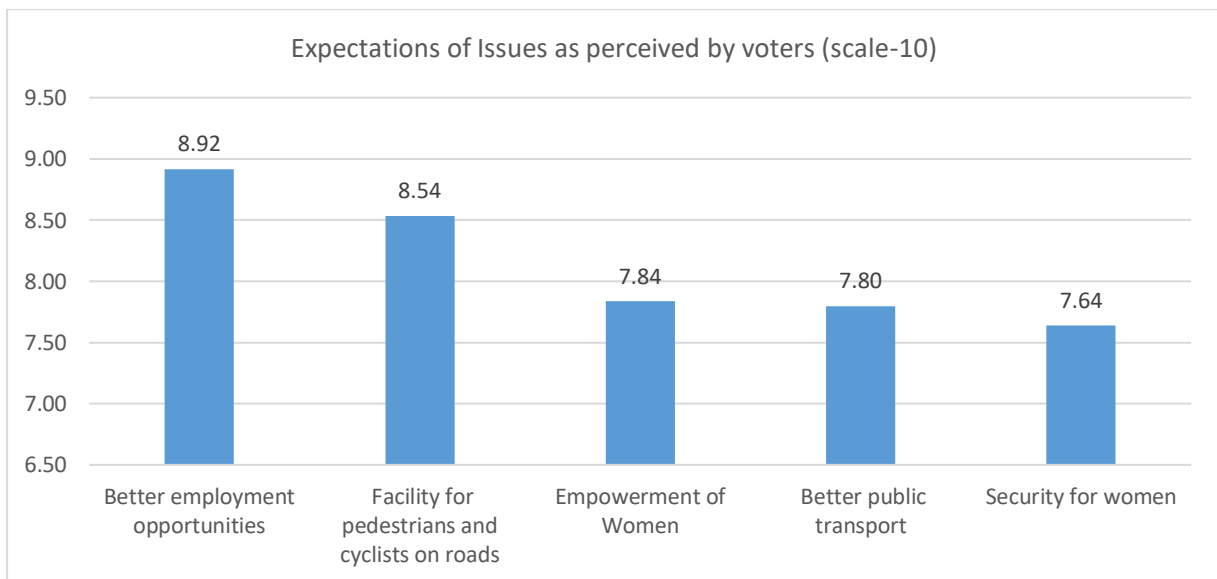


Graph 4: Rural Priority Issues 5 to 10

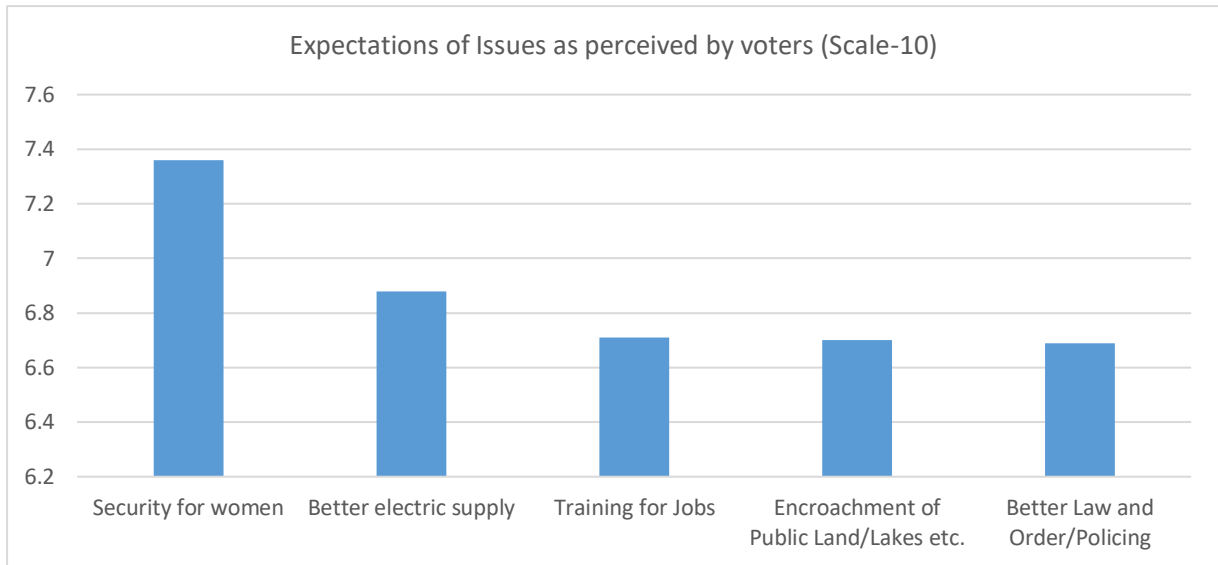
Top Issues in Urban Areas: The top 3 issues in urban areas are Better

S. No.	Issues	Expectations of Issues as perceived by voters (scale-10)
1	Better employment opportunities	8.92
2	Facility for Pedestrians and Cyclists on Roads	8.54
3	Empowerment of Women	7.84
4	Better public transport	7.80
5	Traffic Congestion	7.64
6	Security for women	7.36
7	Better electric supply	6.88
8	Training for Jobs	6.71
9	Encroachment of Public Land/Lakes etc.	6.70
10	Better Law and Order/Policing	6.69

Table 3: Top 10 Rural Priority Issues



Graph 5: Top 5 Urban Priority Issues



Graph 6: Top 5 Urban Priority Issues

The voting behavior of people in Gujarat

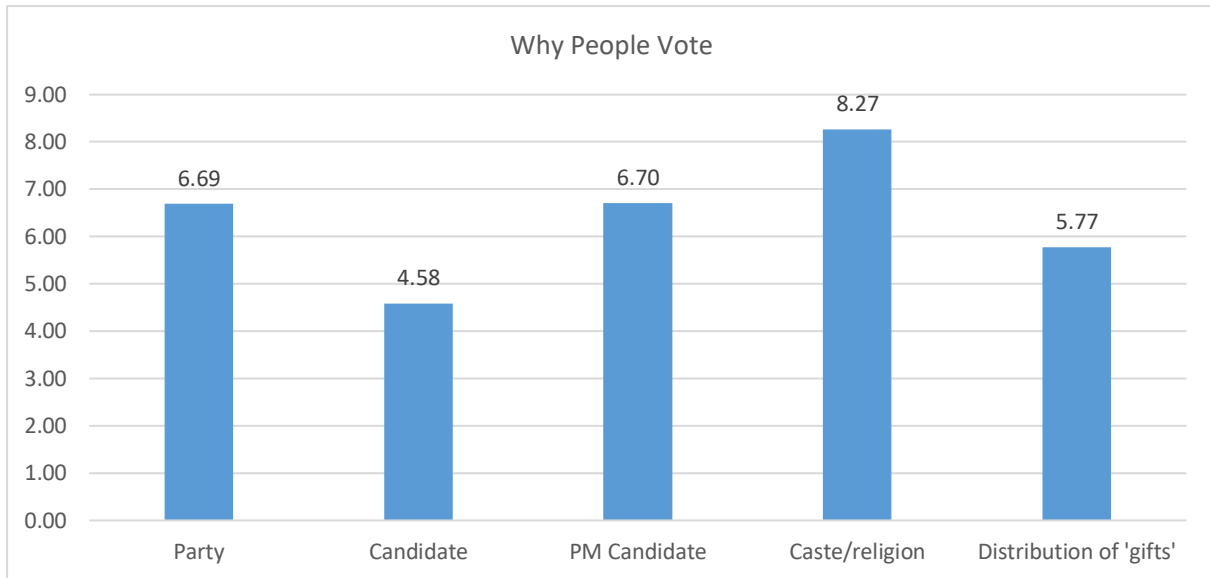
The survey tried to identify the important factors that people take into account before voting for a particular Candidate. Issue like whether the Candidate matters the most or his Political Party or other issues like Caste/Religion of the Candidate, PM/CM Candidate of the party, and Distribution of 'gifts' etc. are more important?

People in **Gujarat** gave most importance to the **Caste/Religion** of the candidate, followed by the **PM/CM candidate** from the party and then the **party** of the candidate. The candidate was given the least importance before voting.

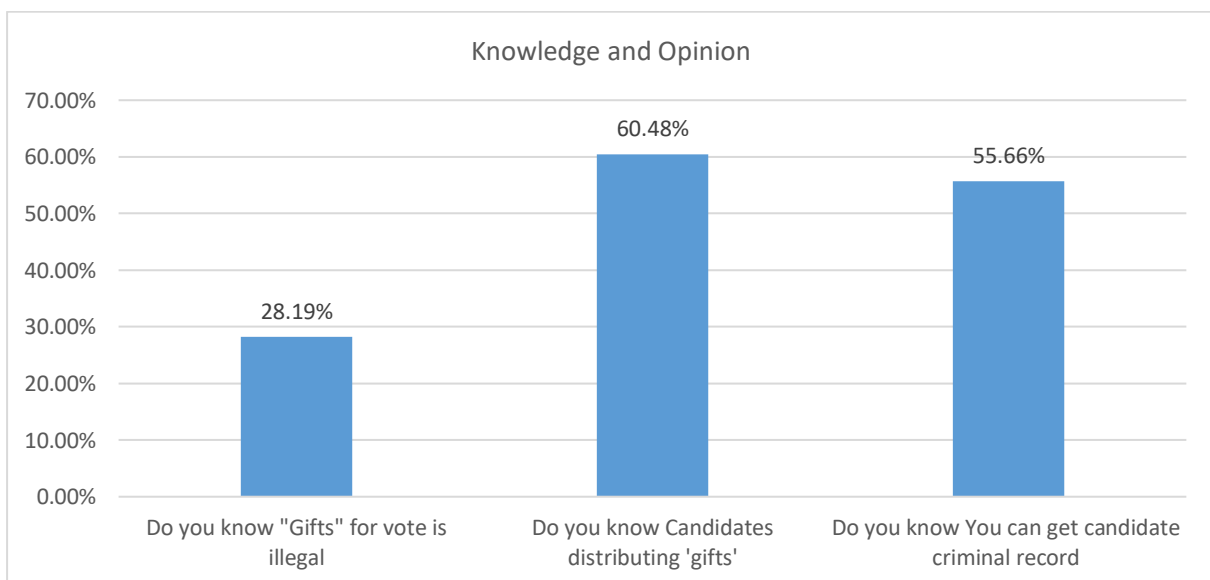
Please see the table below to find out important factors, which people consider before voting for a candidate and what weightage (points) they give to each of the factors:

State	GUJARAT
Why people vote:	
Party	6.69
Candidate	4.58
PM/CM Candidate	6.70
Caste/religion	8.27
Distribution of 'gifts'	5.77
Do you think people should vote for seriously tainted candidates?	
Yes	27%
No	73%
Yes/No "knowledge and opinion questions": Do you know	
Do you know "Gifts" for vote is illegal	28.19%
Do you know Candidates distributing 'gifts'	60.48%
Do you know You can get candidate criminal record	55.66%
Why do people vote for those with serious criminal records:	
Candidate does good work	70.21%
Powerful Candidate	21.90%
Spending in elections	17.77%
Cases not serious	79.66%
Voters don't know	65.39%
Caste or religion	72.68%

Table 4: Voting Behaviour



Graph 7: Why People Vote

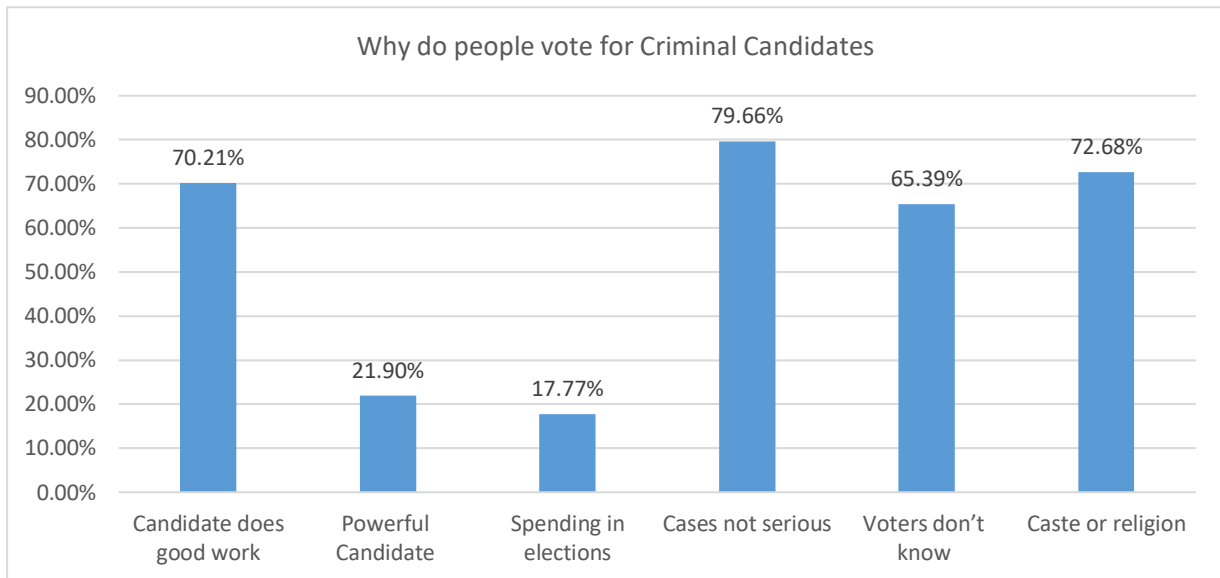


Graph 8: Knowledge and Opinion

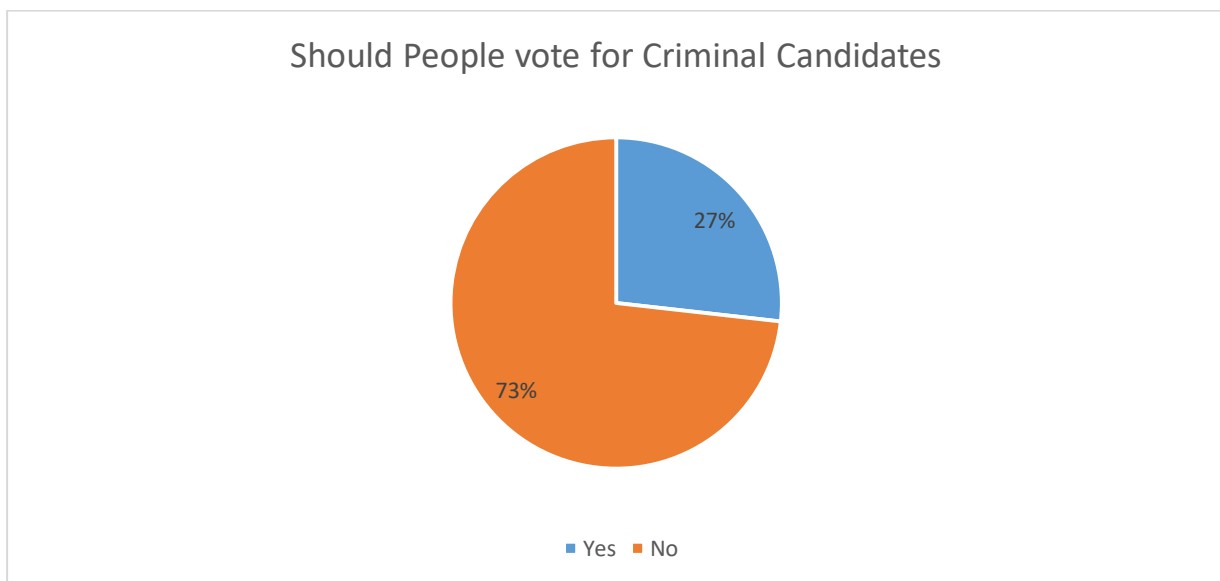
Role of caste, religion, crime and money power in elections. The survey also tried to identify if voters are aware of the use of money and muscle power in elections. Specifically, whether they are aware of distribution of gifts and money by candidates before polls or they have the knowledge about the criminal record of their candidates.

It was observed that nearly **61 per cent** of people in **Gujarat** is well aware that candidates' distribute gifts and money ahead of elections. However, only **29 per cent** people knew such distribution is illegal. **56 per cent** people also knew that they could get an information about the criminal records of their candidates easily.

What is also observed that over **70 per cent** people in **Gujarat** is ready to ignore the criminal record of their candidates because they feel such candidates have done "good work." Whereas around 73 per cent people vote for candidates facing criminal charges because they were of their own **Caste/ Religion**.



Graph 9: Why People Vote for Candidates with Criminal Cases



Graph 10: Should People Vote for Candidates with Criminal Cases