

UTTAR PRADESH, PUNJAB, UTTARAKHAND, MANIPUR AND GOA ASSEMBLY ELECTIONS 2017

ASSOCIATION FOR DEMOCRATIC REFORMS

T-95A, C.L. House, 1st Floor,
Near Gulmohar Commercial Complex, Gautam Nagar,
New Delhi-110 049
Phone: +91-011-4165-4200 Fax : +91-11-46094248
Email :adr@adrindia.org



To report any electoral violations and malpractices during elections download the Election Watch Reporter (Android App)

https://play.google.com/store/apps/details?id=com.webrosoft.election_watch_reporter

Selected Media Coverage of NEW/ADR reports



Some Selected Media Clippings

Association For Democratic Reforms

All 40 MLAs are crorepatitis: ADR

9 legislators have criminal cases, six have serious criminal cases against them

BY A STAFF REPORTER
reporters@goanetnews.com

Panaji: All 40 Goa MLAs are crorepatitis while, nine MLAs have criminal cases and six MLAs have serious criminal cases against them, the Association for Democratic Reforms (ADR) said here on Friday.

Speaking to reporters, ADR State coordinator Bhaskar Assoldekar said that the average assets of MLAs was Rs 10.90 crore.

Among the top three richest MLAs include Calangute BJP legislator Michael Lobo (Rs 54.59 crore), Pratapsinh Rane (Rs 50 crore) and Jennifer Monserrate (Rs 30.31 crore), both of Congress.

Also all the 10 (100%) ministers are crorepatitis and the average assets of 10 min-

isters is Rs 9.02 crore.

The minister with the highest declared total assets is Pandurang Madhalkar with Rs 32.18 crore.

In 2007 elections, there were 22 crorepati MLAs and the average assets of all 40 MLAs was Rs 2.58 while in 2012 polls, 37 MLAs were crorepatitis and average assets of all 40 MLAs was Rs 7.28 crore.

The average assets of re-elected 18 MLAs in 2017 is Rs 10.09 crore.

What is most disturbing is the increase in the number of MLAs having criminal records. In 2012 elections, three MLAs were facing serious criminal charges while, it has increased to six MLAs in 2017 polls.

Two Ministers Govind Gaude and Vinod Pallankar have declared serious crim-

inal cases against themselves while, other four MLAs facing serious criminal charges are Churchill Alemao, Digambar Kamat, Jennifer Monserrate and Michael Lobo.

Similarly, 18 MLAs have declared their educational qualifications to be 12th pass and below while, five MLAs have declared their educational qualification between 12th and below graduation and 17 graduates and other professionals.

The educational qualification of MLAs in 2012 and 2017 elections is identical, Assoldekar mentioned.

Of the 10 MLAs, five (50%) ministers are graduates or above while, three (30%) ministers have educational qualification between 10th to 12th pass.

Assoldekar said that 18

MLAs have declared their age to be between 41 and 50 years while, 11 MLAs have declared their age to be between 51 and 60 years and 10 MLAs between 61 and 70 years. Longest serving MLA Pratapsinh Rane is the lone MLA having 79 years of age.

In 2017 and 2012 elections, there were seven and eight MLAs between 31 and 40 years respectively.

Assoldekar said that the ADR had analysed criminal background, financial, education and other details of the newly elected legislators based on affidavits filed by these members. He said that the objective of the ADR is to generate awareness among the voters and hoped that this data will make intellectual people to do self-introspection.

voice of goa

Fewer MLAs with criminal background in this Assembly

ADR analysis finds that number has dropped to 9 from 12 in the last term; 6 have serious charges against them

Team Herald

PANAJI: In some good news for the electorate, the total number of MLAs with a criminal background has dropped from 12 in the last term to nine in the new Assembly.

As per analysis by Goa Election Watch and Association for Democratic Reforms (ADR), the Goa Legislative Assembly of 40, 23 percent members have criminal background, which is seven percent less than those elected in 2012.

However, 15 percent of the total elected for the current term face serious criminal charges, Team Herald

MLAs WITH CRIMINAL CASES

- 4 (24%) of 17 Cong MLAs
- 2 (15%) of 13 BJP MLAs
- 1 (33%) of 3 GFP MLAs
- 2 (100%) NCP
- 1 (33%) out of 3 Ind

MLAs WITH SERIOUS CRIMINAL CASES

- 2 (27%) Congress
- 1 (8%) BJP
- 1 (33%) GFP
- 1 (100%) NCP, and
- 1 (33%) Independents

Criminal First Information Reports (FIRs), registered

Churchill Alemao - besides an independent Govind Gaude who are being investigated for different criminal charges, Rane, who resigned from the Congress and as Vajpai MLA on Thursday, is also on the list.

Two-time Calangute MLA Lobo has been indicted in an eight-year-old case of forgery of Coastal Regulation Zone (CRZ) no objection certificate (NOC) for a hotel project in Calangute in 2006. He, along with three others, has been booked for destroying the original forged letter that speaks about giving a clear cut to the project as it is situated amidst 100 years of the high-

In a first for Goa, all 40 MLAs are crorepatitis

27 MLAs have assets worth Rs 5 crore and above; average assets per MLA is Rs 10.90 crore

Team Herald

PANAJI: For the first time in the history of Goa Assembly, all 40 MLAs are crorepatitis. BJP's Calangute MLA Michael Lobo leads the pack with the highest declared assets of over Rs 54.59 crore. In the last Assembly elections, 93 percent - 37 of the elected MLAs - had assets in crores of rupees.

The data analysis, released by Association for Democratic Reforms (ADR) reveals that 27 MLAs (68 percent) have assets of Rs 5 crore and above, while eight MLAs (20 percent) and the remaining five (12 percent) have declared their assets

HIGHLIGHTS

- Average assets per MLA: Rs 10.90 crore
- Average asset of candidates who contested: Rs 4.25 cr
- 13 MLAs have declared liabilities of Rs 1 crore and above; top three are Vishwajit Rane, Michael Lobo and

- Nitesh Cabral
- Three MLAs - Michael Lobo, Vishwajit Rane and Vishwajit Rane - have declared highest income in Income Tax Returns
- Average assets of re-elected MLAs in 2017: Rs 10.09 crore

MINISTERS WITH HIGHEST ASSETS

- Pandurang Madhalkar: Above Rs 32 crore

MLAs WITH HIGH ASSETS

- Michael Lobo: Rs 54.59 cr
- Pratapsinh Rane: Rs 50 cr

Association For Democratic Reforms

संयोजक प्रमाणित अंकन पत्र

क्र.सं.	नाम	वर्ग	अंक	प्रमाणित	अंक	प्रमाणित
1
2
3
4
5
6
7
8
9
10



Some Selected Media Clippings

Association For Democratic Reforms





Some Selected Media Clippings

Association For Democratic Reforms

2012 ਦੇ 75 ਐਮ.ਐਲ.ਏ. ਅਮੀਰ ਹੋ ਕੇ ਲੋਕਾਂ ਦੇ ਹੱਥ ਵਿੱਚ ਆ ਗਏ

ਅਮੀਰ ਪੁੰਨੀਆਵਾਂ ਦੀ ਸੂਚੀ 'ਚ 17.26 ਕਰੋੜ ਰੁਪਏ ਦੀ ਸੰਪਤੀ 'ਚ 75 ਐਮ.ਐਲ.ਏ. ਦੀ ਸੂਚੀ 'ਚ 0.44 ਕਰੋੜ ਰੁਪਏ ਦੀ ਸੰਪਤੀ

ਦਿੱਲੀ: ਪੰਜਾਬ ਵਿਧਾਨ ਮੰਡਲ ਦੇ 117 ਮੈਂਬਰਾਂ ਦੀ ਸੂਚੀ 'ਚ 75 ਮੈਂਬਰਾਂ ਦੀ ਸੰਪਤੀ 17.26 ਕਰੋੜ ਰੁਪਏ ਦੀ ਹੈ, ਜਦਕਿ 25 ਮੈਂਬਰਾਂ ਦੀ ਸੰਪਤੀ 0.44 ਕਰੋੜ ਰੁਪਏ ਦੀ ਹੈ। ਇਹ ਸੂਚੀ ਅਮੀਰ ਪੁੰਨੀਆਵਾਂ ਦੀ ਸੂਚੀ 'ਚ ਦਿੱਤੀ ਗਈ ਹੈ।

ਪੰਜਾਬ ਵਿਧਾਨ ਮੰਡਲ ਦੇ 117 ਮੈਂਬਰਾਂ ਦੀ ਸੂਚੀ 'ਚ 75 ਮੈਂਬਰਾਂ ਦੀ ਸੰਪਤੀ 17.26 ਕਰੋੜ ਰੁਪਏ ਦੀ ਹੈ, ਜਦਕਿ 25 ਮੈਂਬਰਾਂ ਦੀ ਸੰਪਤੀ 0.44 ਕਰੋੜ ਰੁਪਏ ਦੀ ਹੈ। ਇਹ ਸੂਚੀ ਅਮੀਰ ਪੁੰਨੀਆਵਾਂ ਦੀ ਸੂਚੀ 'ਚ ਦਿੱਤੀ ਗਈ ਹੈ।

27 Punjab MLAs have criminal cases, 95 are 'crorepatis': Association for Democratic Reforms

By PTI | Updated: Mar 15, 2017, 09:05 PM IST

READ MORE ON: Sukhbir Singh Badal | Punjab MLAs | Punjab | Navjot Singh Sidhu | Jashrat Singh | Association for Democratic Reforms

LUDHIANA: As many as 27 of the 117 newly elected MLAs in Punjab allegedly have criminal cases registered against them, the Association for Democratic Reforms (ADR) claimed here today.

Punjab: New state assembly is quite a millionaires' club

Data analysed by the Punjab Election Watch (PEW) and the Association for Democratic Reforms (ADR) shows that 95 of the 117 members of the assembly are millionaires. Each of these have declared assets of over Rs 1 crore.

By IANS | Chandigarh | Updated: 15 March 2017 9:19 PM



Some Selected Media Clippings

Association For Democratic Reforms





Some Selected Media Clippings

Association For Democratic Reforms

Business Standard

HOME MARKETS COMPANIES OPINION **POLITICS** TECHNOLOGY SPECIALS PF PORTFOLIO
North East West South Election

In Uttarakhand polls, 200 crorepatis, 91 with criminal cases: ADR

While Congress has highest number of crorepatis at 52, BJP has most candidates with criminal cases

Press Trust of India | New Delhi
February 6, 2017 Last Updated at 22:25 IST

THE FINANCIAL EXPRESS

TOP NEWS: Twitter looks back on TweetDeck: Here's a look at what might be a paid sub

Home / Elections 2017 / Uttarakhand assembly elections 2017 / 200 multi-millionaires contesting Uttarakhand

200 multi-millionaires contesting Uttarakhand polls

As many as 200 multimillionaires and 91 persons with declared criminal cases, including charges of murder and rape, are among the 637 candidates in the fray in Uttarakhand.

By: IANS | New Delhi | Published: February 6, 2017 8:56 PM

As many as 200 multimillionaires and 91 persons with declared criminal cases, including charges of murder and rape, are among the 637 candidates in the fray in Uttarakhand. According to the Association for Democratic Reforms (ADR), of the 91 candidates with criminal cases, 54 face charges like murder, attempt to murder, kidnapping and rape.

CONTENTS

SELECTED MEDIA COVERAGE	iii
UTTAR PRADESH, PUNJAB, UTTARAKHAND, MANIPUR AND GOA ASSEMBLY ELECTIONS 2017	iv
ANALYSIS OF CRIMINAL BACKGROUND, FINANCIAL, EDUCATION, GENDER AND OTHER DETAILS OF CANDIDATES	1
CRIMINAL BACKGROUND.....	1
<i>CANDIDATES WITH CRIMINAL CASES</i>	<i>1</i>
<i>CANDIDATES WITH SERIOUS CRIMINAL CASES.....</i>	<i>1</i>
FINANCIAL BACKGROUND.....	2
<i>CROREPATI CANDIDATES</i>	<i>2</i>
<i>CANDIDATES WHO HAD NOT GIVEN PAN DETAILS</i>	<i>3</i>
INCOME TAX DETAILS.....	3
<i>CANDIDATES WHO HAD NOT FILED ITR.....</i>	<i>3</i>
OTHER BACKGROUND DETAILS	4
<i>OVERALL EDUCATIONAL DETAILS</i>	<i>4</i>
<i>OVERALL AGE DETAILS.....</i>	<i>4</i>
<i>OVERALL GENDER DETAILS.....</i>	<i>4</i>
ANALYSIS OF CRIMINAL BACKGROUND, FINANCIAL, EDUCATION, GENDER AND OTHER DETAILS OF MLAs	8
CRIMINAL BACKGROUND.....	9
<i>FINAL PARTY POSITIONS IN STATE ASSEMBLY ELECTIONS, 2017</i>	<i>9</i>
<i>MLAs WITH CRIMINAL CASES: STATE- WISE</i>	<i>9</i>
<i>STATE-WISE TOP 3 MLAs WITH SERIOUS CRIMINAL CASES</i>	<i>11</i>
FINANCIAL BACKGROUND.....	18
<i>STATE WISE CROREPATI MLAs.....</i>	<i>18</i>
<i>STATE WISE TOP 3 HIGH ASSET MLAs.....</i>	<i>19</i>
<i>STATE WISE TOP 3 LOW ASSET MLAs.....</i>	<i>20</i>
<i>STATE WISE TOP 3 MLAs WITH HIGH LIABILITIES</i>	<i>21</i>
<i>STATE WISE OVERALL PAN REPORT OF MLAs</i>	<i>23</i>
INCOME TAX DETAILS.....	23
<i>STATE WISE TOTAL MLAs WHO HAVE NOT DECLARED INCOME TAX DETAILS.....</i>	<i>23</i>
<i>STATE WISE TOP 3 MLAs WITH HIGH INCOME AS DECLARED IN ITR</i>	<i>24</i>

Data in this Kit is presented in good faith, with an intention to inform voters. MLAs' affidavits obtained from the ECI website (www.eci.nic.in) with nomination papers is the source of this analysis. Website:-www.adrindia.org, www.myneta.info

OTHER BACKGROUND DETAILS	25
<i>EDUCATION DETAILS OF MLAs</i>	<i>25</i>
<i>AGE DETAILS OF MLAs.....</i>	<i>26</i>
<i>STATE-WISE GENDER DETAILS OF MLAs</i>	<i>28</i>
ASSET COMPARISON OF RE-ELECTED MLAs.....	29
<i>STATE-WISE TOP 3 HIGHEST INCREASE IN ASSETS OF RE-ELECTED MLAs (SORT BY INCREASE IN RUPEES).....</i>	<i>29</i>
DISCLAIMER	30
CONTACT DETAILS.....	33

Data in this Kit is presented in good faith, with an intention to inform voters. MLAs' affidavits obtained from the ECI website (www.eci.nic.in) with nomination papers is the source of this analysis. Website:-www.adrindia.org, www.myneta.info

**Analysis of
Criminal
Background,
Financial,
Education, Gender
and other details of
Candidates**

Uttar Pradesh, Punjab, Goa, Manipur and Uttarakhand Assembly Elections 2017

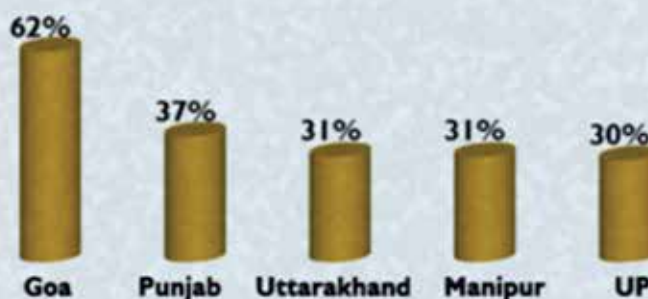
Candidates Criminality & Assets Details

2324

(33%)

Candidates are Crorepatis

State-wise Crorepati Candidates

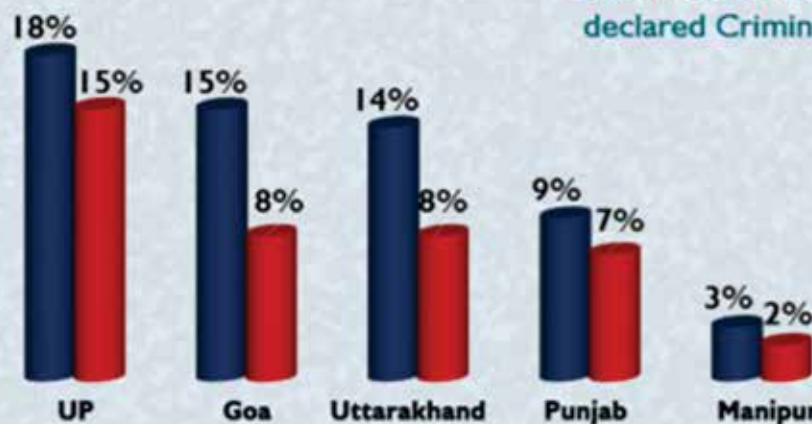


1097

(15%)

Candidates Declared Criminal Cases

State-wise Candidates with declared Criminal Cases



% of Candidates who declared ■ Criminal Cases ■ Serious Criminal Cases

Other Details

Educational details

Between 5th & 12th pass: **3214**

Graduate or above: **3302**

Literate: **357**, Illiterate: **55**

Gender Representation



Total candidates analysed
7121

www.myneta.info

Analysis of Criminal Background, Financial, Education, Gender and other details of Candidates

The National Election Watch and Association of Democratic Reforms analysed the self-sworn affidavits of **7121 out of 7151** candidates contested in the five states of Uttar Pradesh, Punjab, Uttarakhand, Manipur and Goa. 30 candidates had not been analysed as their affidavits were badly scanned.

Criminal Background

Candidates with Criminal cases: Out of 7121 candidates analysed in the five states, **1097 (15%)** had declared criminal cases against themselves in their affidavit.

Candidates with serious criminal cases: **858 (12 %)** candidates had declared serious criminal cases against themselves.

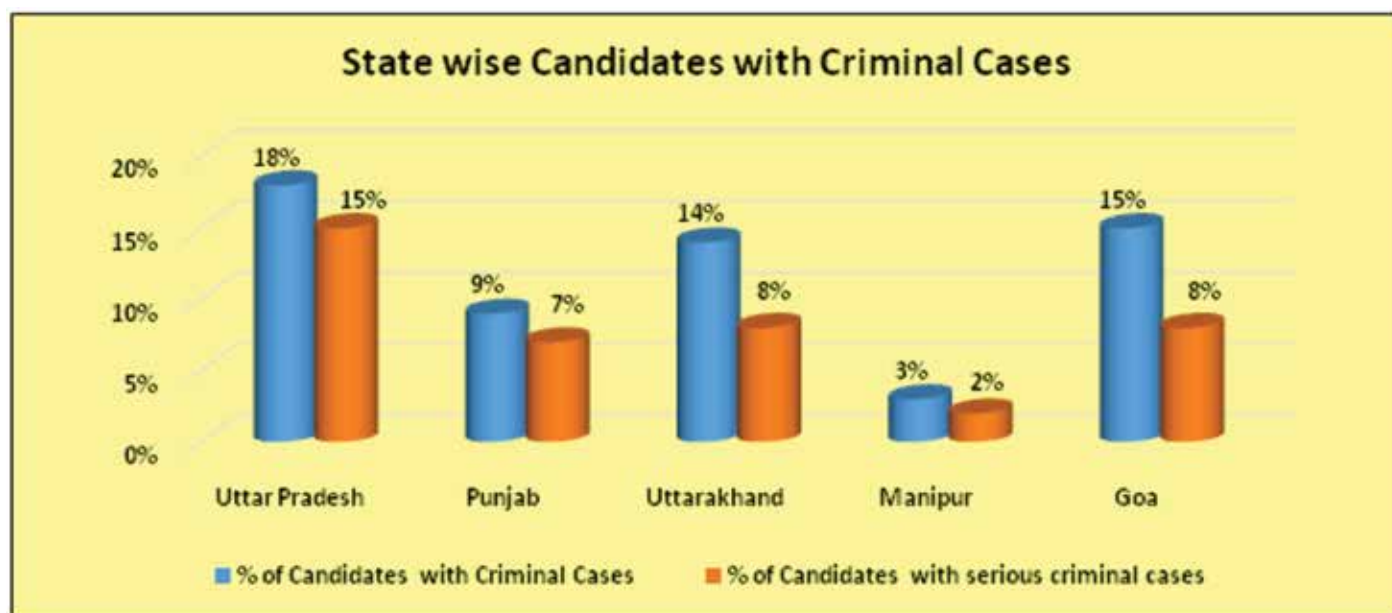


Figure: State wise candidates with criminal cases

S.No	State	Total Candidates Analysed	Candidates with Criminal Cases	Percentage of Candidates with Criminal Cases	Candidates with serious Criminal Cases	Percentage of Candidates with serious criminal cases
1	Uttar Pradesh	4823	859	18%	704	15%
2	Punjab	1145	100	9%	77	7%
3	Uttarakhand	637	91	14%	54	8%
4	Manipur	265	9	3%	4	2%

Data in this Kit is presented in good faith, with an intention to inform voters. MLAs' affidavits obtained from the ECI website (www.eci.nic.in) with nomination papers is the source of this analysis. Website:-www.adrindia.org, www.myneta.info

S.No	State	Total Candidates Analysed	Candidates with Criminal Cases	Percentage of Candidates with Criminal Cases	Candidates with serious Criminal Cases	Percentage of Candidates with serious criminal cases
5	Goa	251	38	15%	19	8%
Total		7121	1097	15%	858	12%

Table: State wise candidates with criminal cases

Financial Background

Crorepati Candidates: Out of 7121 candidates, 2324(33%) were crorepati.

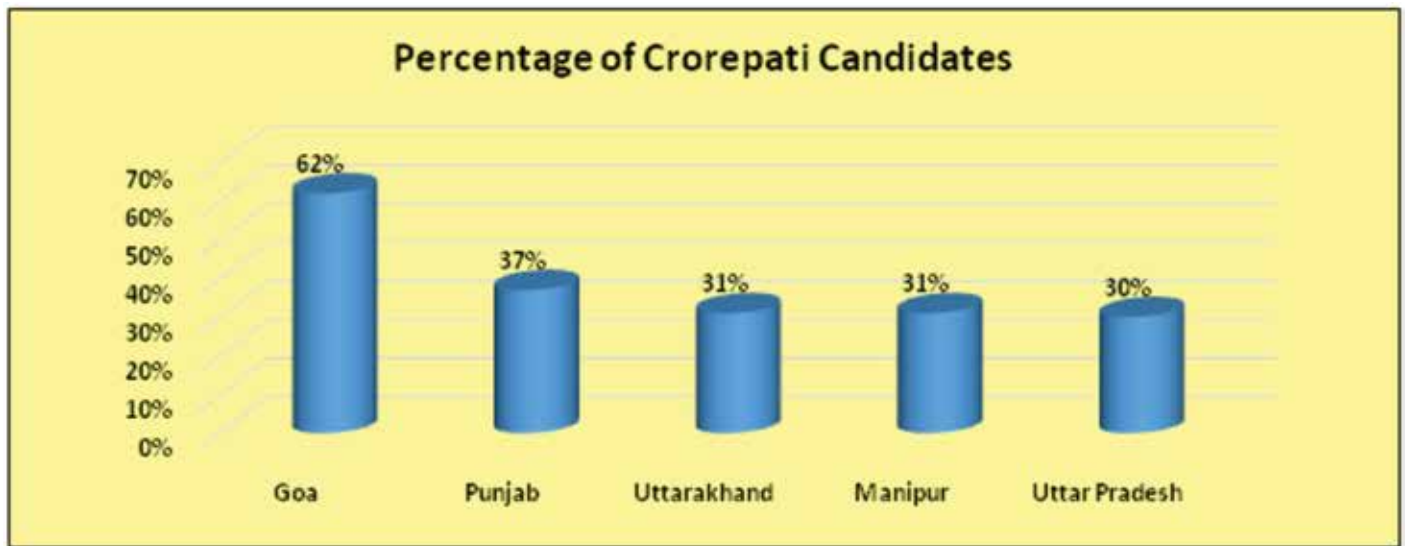


Figure: State Wise Crorepati Candidates

S.No	State	Total Candidates Analysed	Crorepati Candidates	Percentage of Crorepati Candidates
1	Uttar Pradesh	4823	1457	30%
2	Punjab	1145	428	37%
3	Uttarakhand	637	200	31%
4	Manipur	265	83	31%
5	Goa	251	156	62%
Total		7121	2324	33%

Table: State Wise Crorepati Candidates

Data in this Kit is presented in good faith, with an intention to inform voters. MLAs' affidavits obtained from the ECI website (www.eci.nic.in) with nomination papers is the source of this analysis. Website: www.adrindia.org, www.myneta.info

Candidates who had not given PAN details: Out of 7121, 1535 (22%) candidates had not declared PAN details.

S.No	State	Total Candidates Analysed	Candidates who had not given PAN Details	Percentage of Candidates who had not given PAN details
1	Uttar Pradesh	4823	1210	25%
2	Punjab	1145	221	19%
3	Uttarakhand	637	78	12%
4	Manipur	265	20	7.50%
5	Goa	251	6	2%
Total		7121	1535	22%

Table: Candidates who had not given PAN details

Income Tax Details

Candidates who had not filed ITR: Out of 7121 candidates analysed, **3702 (52%)** candidates had not filed ITR.

S.No	State	Total Candidates Analysed	Candidates who have not filed ITR	Percentage of Candidates who have not filed ITR
1	Uttar Pradesh	4823	2790	58%
2	Punjab	1145	472	41%
3	Uttarakhand	637	279	44%
4	Manipur	265	126	48%
5	Goa	251	35	14%
Total		7121	3702	52%

Table: Candidates who had not filed ITR

** Some candidates may be exempted from filing Income Tax Returns*

Data in this Kit is presented in good faith, with an intention to inform voters. MLAs' affidavits obtained from the ECI website (www.eci.nic.in) with nomination papers is the source of this analysis. Website:-www.adrindia.org, www.myneta.info

Other Background Details

Overall Educational Details: **3214(44%)** candidates had declared their educational qualification to be between 5th to 12th pass, while **3302(46%)** candidates were graduates or had higher degrees. **357 (5%)** candidates had declared themselves as just **literate**s and **55(1%)** candidates were **illiterate**.

Overall Age Details: **4648 (65%)** candidates had declared their age to be between **25 to 50 years** whereas **2407(34%)** candidates had declared their age to be between **51 to 80 years**. **7** candidates had declared their age to be **above 80 years** while **2** candidates had declared their age to be **below 25 years**. **40** candidates had **not declared** their age.

Overall Gender Details: Out of 7121 candidates, 6510 were men whereas **611 (9%)** were women.

S.No	State	Total Candidates Analysed	Male Candidates	Female Candidates	Percentage of female candidates
1	Uttar Pradesh	4823	4378	445	9%
2	Punjab	1145	1064	81	7%
3	Uttarakhand	637	581	56	9%
4	Manipur	265	254	11	4%
5	Goa	251	233	18	7%
Total		7121	6510	611	9%

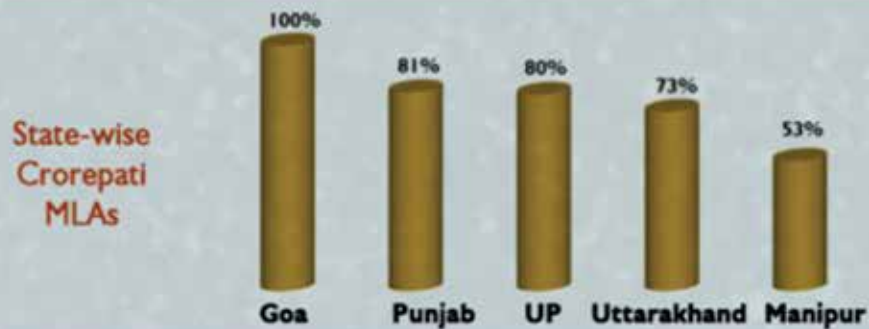
Table: State wise analysis based on gender

**Analysis of
Criminal
Background,
Financial,
Education, Gender
and other details of
MLAs**

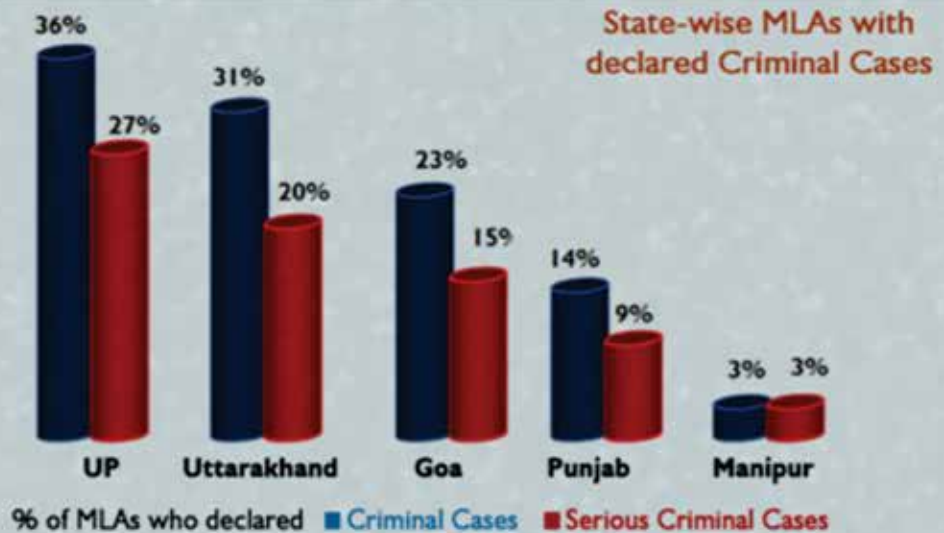
Uttar Pradesh, Punjab, Goa, Manipur and Uttarakhand Assembly Elections 2017

MLAs' Criminality & Assets Details

540
(78%)
MLAs are
Crorepatis



192
(28%)
MLAs
Declared
Criminal
Cases



Other Details

Educational details
Between 5th & 12th pass: **193**
Graduate or above: **473**
Others: **23**

Gender Representation
92%  **8%** 
MEN WOMEN

Total MLAs analysed
689 out of 690

www.myneta.info

Analysis of Criminal Background, Financial, Education, Gender and other details of MLAs

National Election Watch and Association for Democratic Reforms (ADR) have analysed the self-sworn affidavits of 689 out of 690 newly elected MLAs in the five states of Uttar Pradesh, Punjab, Uttarakhand, Manipur and Goa. There is a MLA from Uttar Pradesh namely Rakesh Pratap Singh from Samajwadi party from Gaurigabj constituency whose affidavit has not been analysed.

Final Party Positions in State Assembly Elections, 2017

S.No	Party*	Total Number of Candidates	Seats Won by Parties in States					Total Seats Won by Party in 5 States
			Uttar Pradesh	Punjab	Uttarakhand	Manipur	Goa	
1	Bhartiya Janta Party	572	312	3	57	21	13	406
2	Indian National Congress	397	7	77	11	28	17	140
3	Aam Aadmi Party	151	0	20	0	0	0	20
4	Bahujan Samaj Party	580	19	0	0	0	0	19
5	Samajwadi Party	326	47	0	0	0	0	47
6	Apna Dal (Soney-lal)	11	9	0	0	0	0	9
7	Suheldev Bhartiya Samaj Party	8	4	0	0	0	0	4
8	Nirbal Indian Shoshit Hamara Aam Dal	71	1	0	0	0	0	1
9	Rashtriya Lok Dal	282	1	0	0	0	0	1
10	Independent	2099	3	0	2	1	3	9
11	Shiromani Akali Dal	93	0	15	0	0	0	15
12	Lok Insaaf Party	6	0	2	0	0	0	2

Data in this Kit is presented in good faith, with an intention to inform voters. MLAs' affidavits obtained from the ECI website (www.eci.nic.in) with nomination papers is the source of this analysis. Website: www.adrindia.org, www.myneta.info

S.No	Party*	Total Number of Candidates	Seats Won by Parties in States					Total Seats Won by Party in 5 States
			Uttar Pradesh	Punjab	Uttarakhand	Manipur	Goa	
13	Naga Peoples Front	15	0	0	0	4	0	4
14	Lok Jan Shakti Party	17	0	0	0	1	0	1
15	National People's Party	19	0	0	0	4	0	4
16	All India Trinamool Congress	36	0	0	0	1	0	1
17	Nationalist Congress Party	63	0	0	0	0	1	1
18	Maharashtrawadi Gomantak	25	0	0	0	0	3	3
19	Goa Forward Party	4	0	0	0	0	3	3
Total		4775	403	117	70	60	40	690

Table: Final Party Positions in State Assembly Elections, 2017

**All parties have not contested from all five states*

Criminal background

- **MLAs with criminal cases:** Out of the 689 MLAs analysed, 192 (28%) MLAs have declared criminal cases against themselves. Out of these 682 MLAs analyzed for 2012 Assembly Elections, 228(33%) had declared criminal cases against them.
- **MLAs with serious criminal cases:** 140 (20%) MLAs have declared serious criminal cases including cases such as murder, attempt to murder etc. Out of 682 MLAs analysed during Assembly elections in 2012, 100 (17%) MLAs had declared serious criminal cases against themselves.
- **MLAs with criminal cases: State- wise:** Given below is the state- wise list of MLAs with pending criminal cases, in the respective 5 assemblies:

Data in this Kit is presented in good faith, with an intention to inform voters. MLAs' affidavits obtained from the ECI website (www.eci.nic.in) with nomination papers is the source of this analysis. Website:-www.adrindia.org, www.myneta.info

Criteria for serious criminal cases

1. Offence for which maximum punishment is of 5 years or more.
2. If an offence is non-bailable
3. If it is an electoral offence (for eg. IPC171E or bribery)
4. Offence related to loss to exchequer
5. Offences that are assault, murder, kidnap, rape related
6. Offences that are mentioned in Representation of the People Act (Section 8)
7. Offences under Prevention of Corruption Act
8. Crimes against women.

S.No	State	Total number of MLAs analyzed	MLAs with declared Criminal Cases	% of MLAs with declared criminal cases	MLAs with serious declared criminal cases	% of MLAs with serious declared criminal cases
1	Uttar Pradesh	402	143	36%	107	27%
2	Punjab	117	16	14%	11	9%
3	Uttarakhand	70	22	31%	14	20%
4	Manipur	60	2	3%	2	3%
5	Goa	40	9	23%	6	15%
Total		689	192	28%	140	20%

Table: State- wise MLAs with Criminal Cases

Data in this Kit is presented in good faith, with an intention to inform voters. MLAs' affidavits obtained from the ECI website (www.eci.nic.in) with nomination papers is the source of this analysis. Website:-www.adrindia.org, www.myneta.info

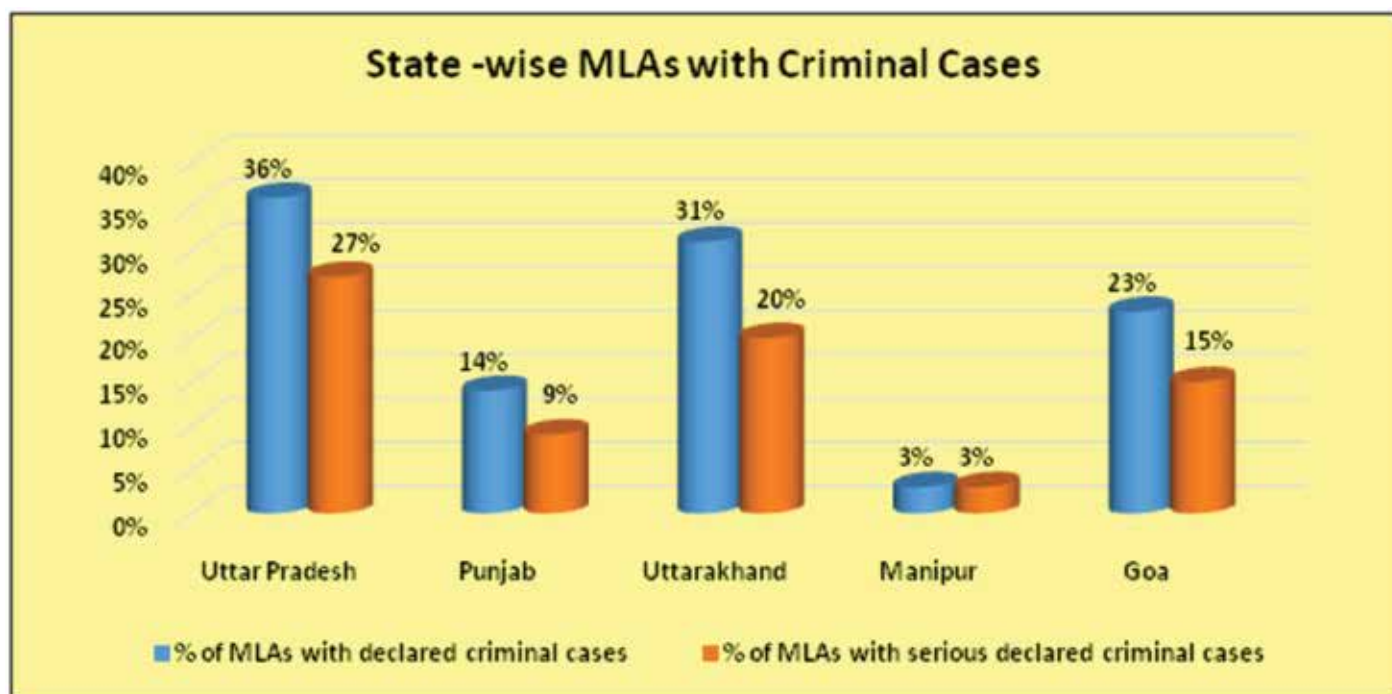


Figure: State wise number of MLAs with declared criminal cases

State-wise Top 3 MLAs with Serious Criminal Cases

S.No.	Name	District	Constitu- ency	Party Name	Seri- ous IPC Counts	Total No of Cases	Brief Details of serious IPC Counts
Uttar Pradesh							
1	Mukhtar Ansari	MAU	MAU	BSP	24	16	7 charges related to criminal intimidation(IPC section-506) 5 charges related to Attempt to murder(IPC section-307) 5 charges related to Murder(IPC section-302) 2 charges related to Dishonest misappropriation of property possessed by deceased person at the time of his death(IPC section-404) 2 charges related to Cheating and dishonestly inducing delivery of property(IPC section-420) 1 charge related to voluntarily causing grievous hurt(IPC section-325)

Data in this Kit is presented in good faith, with an intention to inform voters. MLAs' affidavits obtained from the ECI website (www.eci.nic.in) with nomination papers is the source of this analysis. Website:-www.adrindia.org, www.myneta.info

S.No.	Name	District	Constituency	Party Name	Serious IPC Counts	Total No of Cases	Brief Details of serious IPC Counts
							1 charge related to Forgery of valuable security, will, etc.(IPC section-467) 1 charge related to Forgery for purpose of cheating(IPC section-468)
2	Vijay Kumar	BHADOHI	GYANPUR	Nirbal Indian Shoshit Hamara Aam Dal	22	16	3 charges related to criminal intimidation(IPC section-506) 3 charges related to Cheating and dishonestly inducing delivery of property(IPC section-420) 3 charges related to Forgery for purpose of cheating(IPC section-468) 2 charges related to Forgery of valuable security, will, etc.(IPC section-467) 1 charge related to Murder(IPC section-302) 1 charge related to Attempt to murder(IPC section-307) 1 charge related to Mischief by killing or maiming cattle, etc., of any value or any animal of the value of fifty rupees(IPC section-429) 1 charge related to Kidnapping from India(IPC section-360) 1 charge related to Culpable homicide by causing death of person other than person whose death was intended(IPC section-301) 1 charge related to Voluntarily causing hurt to deter public servant from his duty(IPC section-332) 1 charge related to House-trespass after preparation for hurt, assault or wrongful restraint(IPC section-452) 1 charge related to bribery(IPC section-171E) 1 charge related to undue influence or personation at an election(IPC section-171F) 1 charge related to Adulteration of food or drink intended for sale(IPC section-272) 1 charge related to Sale of noxious food or drink(IPC section-273)

Data in this Kit is presented in good faith, with an intention to inform voters. MLAs' affidavits obtained from the ECI website (www.eci.nic.in) with nomination papers is the source of this analysis. Website:-www.adrindia.org, www.myneta.info

S.No.	Name	District	Constituency	Party Name	Serious IPC Counts	Total No of Cases	Brief Details of serious IPC Counts
3	Aslam Ali	HAPUR	DHOLANA	BSP	20	10	5 charges related to criminal intimidation(IPC section-506) 4 charges related to Cheating and dishonestly inducing delivery of property(IPC section-420) 3 charges related to Forgery of valuable security, will, etc.(IPC section-467) 2 charges related to criminal breach of trust(IPC section-406) 2 charges related to Forgery for purpose of cheating(IPC section-468) 1 charge related to Mischief by injury to public road, bridge, river or channel(IPC section-431) 1 charge related to House-trespass after preparation for hurt, assault or wrongful restraint(IPC section-452) 1 charge related to Attempt to murder(IPC section-307) 1 charge related to Voluntarily causing grievous hurt by dangerous weapons or means(IPC section-326)
Punjab							
1	Simarjeet Singh Bains	LUDHIANA	ATAM NAGAR	Lok Insaaf Party	13	6	3 charges related to Voluntarily causing hurt to deter public servant from his duty(IPC section-332) 2 charges related to Attempt to murder(IPC section-307) 2 charges related to theft(IPC section-379) 2 charges related to criminal intimidation(IPC section-506) 1 charge related to Voluntarily causing grievous hurt to deter public servant from his duty(IPC section-333) 1 charge related to Voluntarily causing hurt in committing robbery(IPC section-394) 1 charge related to dacoity(IPC section-395) 1 charge related to Robbery, or dacoity, with attempt to cause death or grievous hurt(IPC section-397)

Data in this Kit is presented in good faith, with an intention to inform voters. MLAs' affidavits obtained from the ECI website (www.eci.nic.in) with nomination papers is the source of this analysis. Website:-www.adrindia.org, www.myneta.info

S.No.	Name	District	Constituency	Party Name	Serious IPC Counts	Total No of Cases	Brief Details of serious IPC Counts
2	Amarinder Singh	PATIALA	PATIALA	INC	10	4	<p>2 charges related to Cheating and dishonestly inducing delivery of property(IPC section-420)</p> <p>2 charges related to Forgery of valuable security, will, etc.(IPC section-467)</p> <p>2 charges related to Forgery for purpose of cheating(IPC section-468)</p> <p>1 charge related to Criminal breach of trust by public servant, or by banker, merchant or agent(IPC section-409)</p> <p>1 charge related to Causing disappearance of evidence of offence, or giving false information to screen offender(IPC section-201)</p> <p>1 charge related to False statement on oath or affirmation to public servant or person authorized to administer an oath or affirmation(IPC section-181)</p> <p>1 charge related to false evidence(IPC section-193)</p>
3	Sanjeev Talwar	LUDHIANA	LUDHIANA EAST	INC	5	1	<p>1 charge related to Cheating and dishonestly inducing delivery of property(IPC section-420)</p> <p>1 charge related to Forgery of valuable security, will, etc.(IPC section-467)</p> <p>1 charge related to Forgery for purpose of cheating(IPC section-468)</p> <p>1 charge related to Criminal breach of trust by public servant, or by banker, merchant or agent(IPC section-409)</p> <p>1 charge related to Causing disappearance of evidence of offence, or giving false information to screen offender(IPC section-201)</p>

Data in this Kit is presented in good faith, with an intention to inform voters. MLAs' affidavits obtained from the ECI website (www.eci.nic.in) with nomination papers is the source of this analysis. Website:-www.adrindia.org, www.myneta.info

S.No.	Name	District	Constituency	Party Name	Serious IPC Counts	Total No of Cases	Brief Details of serious IPC Counts
Uttarakhand							
1	Arvind Pandey	UDHAM SINGH NAGAR	GADARPUR	BJP	11	12	<p>3 charges related to Voluntarily causing hurt to deter public servant from his duty(IPC section-332)</p> <p>2 charges related to Promoting enmity between different groups on grounds of religion, race, place of birth, residence, language, etc., and doing acts prejudicial to maintenance of harmony(IPC section-153A)</p> <p>1 charge related to Deliberate and malicious acts, intended to outrage religious feelings or any class by insulting its religion or religious beliefs(IPC section-295A)</p> <p>1 charge related to Illegal payments in connection with an election(IPC section-171H)</p> <p>1 charge related to Murder(IPC section-302)</p> <p>1 charge related to dacoity(IPC section-395)</p> <p>1 charge related to voluntarily causing grievous hurt(IPC section-325)</p> <p>1 charge related to criminal intimidation(IPC section-506)</p>
2	Ganesh Joshi	DEHRADUN	MUS-SOORIE	BJP	5	2	<p>1 charge related to House-trespass after preparation for hurt, assault or wrongful restraint(IPC section-452)</p> <p>1 charge related to Assault or criminal force to woman with intent to outrage her modesty(IPC section-354)</p> <p>1 charge related to criminal intimidation(IPC section-506)</p> <p>1 charge related to Voluntarily causing hurt to deter public servant from his duty(IPC section-332)</p> <p>1 charge related to Mischief by killing or maiming cattle, etc., of any value or any animal of the value of fifty rupees(IPC section-429)</p>

Data in this Kit is presented in good faith, with an intention to inform voters. MLAs' affidavits obtained from the ECI website (www.eci.nic.in) with nomination papers is the source of this analysis. Website:-www.adrindia.org, www.myneta.info

S.No.	Name	District	Constituency	Party Name	Serious IPC Counts	Total No of Cases	Brief Details of serious IPC Counts
3	Sahdev Singh Pundir	DEHRA-DUN	SA-HASPUR	BJP	4	3	1 charge related to House-trespass after preparation for hurt, assault or wrongful restraint(IPC section-452) 1 charge related to voluntarily causing grievous hurt(IPC section-325) 1 charge related to Assault or criminal force to woman with intent to outrage her modesty(IPC section-354) 1 charge related to criminal intimidation(IPC section-506)
Manipur*							
1	Okram Henry	IMPHAL EAST	WANG-KHEI	INC	3	1	1 charge related to Cheating and dishonestly inducing delivery of property(IPC section-420) 1 charge related to Forgery for purpose of cheating(IPC section-468) 1 charge related to criminal intimidation(IPC section-506)
2	Soibam Sub-hachandra	IMPHAL WEST	NAORIYA PAK-HANGLAK-PA	BJP	2	1	1 charge related to Attempt to murder(IPC section-307) 1 charge related to criminal intimidation(IPC section-506)
Goa							
1	Jennifer Monser-rate	NORTH GOA	TALEIGAO	INC	6	1	1 charge related to Voluntarily causing hurt by dangerous weapons or means(IPC section-324) 1 charge related to voluntarily causing grievous hurt(IPC section-325) 1 charge related to Voluntarily causing grievous hurt by dangerous weapons or means(IPC section-326) 1 charge related to Voluntarily causing hurt to deter public servant from his duty(IPC section-332) 1 charge related to Voluntarily causing grievous hurt to deter public servant from his duty(IPC section-333) 1 charge related to Mischief by destroying or moving, etc., a land- mark fixed by public authority Mischief by fire or explosive substance with intent to cause damage to amount of one hundred or (in case of agricultural produce) ten rupees(IPC section-435)

Data in this Kit is presented in good faith, with an intention to inform voters. MLAs' affidavits obtained from the ECI website (www.eci.nic.in) with nomination papers is the source of this analysis. Website:-www.adrindia.org, www.myneta.info

S.No.	Name	District	Constituency	Party Name	Serious IPC Counts	Total No of Cases	Brief Details of serious IPC Counts
2	Michael Vincent Lobo	NORTH GOA	CALANG-UTE	BJP	4	2	1 charge related to criminal intimidation(IPC section-506) 1 charge related to Theft in dwelling house, etc.(IPC section-380) 1 charge related to Forgery for purpose of cheating(IPC section-468) 1 charge related to Causing disappearance of evidence of offence, or giving false information to screen offender(IPC section-201)
3	Vinoda Datarama Paliencar	NORTH GOA	SIOLIM	Goa Forward Party	4	1	1 charge related to Criminal breach of trust by public servant, or by banker, merchant or agent(IPC section-409) 1 charge related to Cheating and dishonestly inducing delivery of property(IPC section-420) 1 charge related to Forgery for purpose of cheating(IPC section-468) 1 charge related to Falsification of accounts(IPC section-477A)

Table: State Wise Top 3 MLAs with serious criminal cases

**Manipur has only 2 MLAs who have declared serious criminal cases against themselves*

Financial Background

- **Corepati MLAs:** Out of the **689** newly elected MLAs analysed, **540 (78%)** are corepati. Out of 682 MLAs analysed during **2012 assembly elections**, **456 (67%) MLAs** were corepati.
- **State wise corepati MLAs:** Given below is the state- wise list of corepati MLAs:

State	Number of MLAs Analyzed	No of Corepatis	Percentage of Corepati MLAs
Uttar Pradesh	402	322	80%
Punjab	117	95	81%
Uttarakhand	70	51	73%
Manipur	60	32	53%
Goa	40	40	100%
Total	689	540	78%

Table: State Wise Corepati MLAs

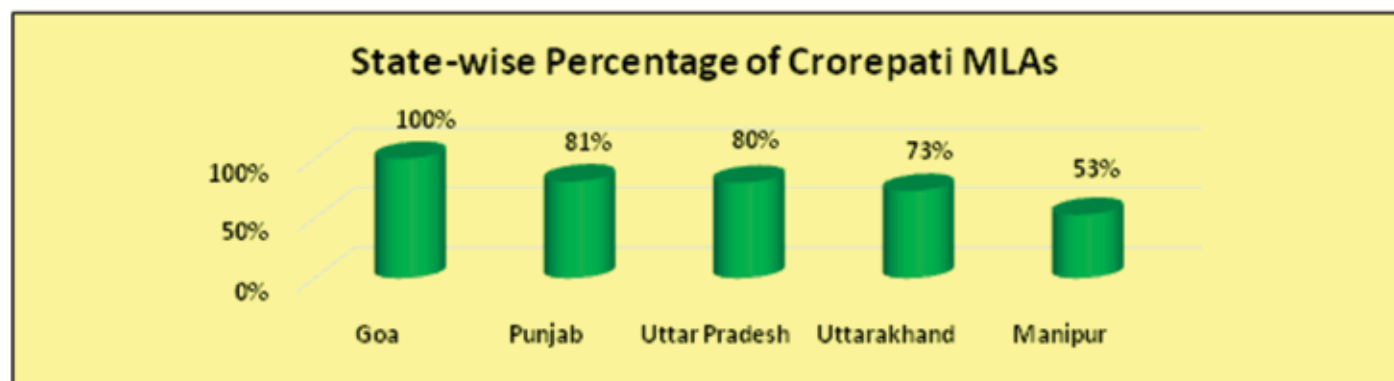


Figure: State-wise Percentage of Corepati MLAs

Data in this Kit is presented in good faith, with an intention to inform voters. MLAs' affidavits obtained from the ECI website (www.eci.nic.in) with nomination papers is the source of this analysis. Website:-www.adrindia.org, www.myneta.info

- **State wise top 3 High asset MLAs***: The details of state wise top three MLAs with high assets are given below:

S.No.	Name	District	Constituency	Party	Movable Assets (Rs)	Immovable Assets (Rs)	Total Assets (Rs)	PAN Given
Uttar Pradesh								
1	Shah Alam Urf Guddu Jamali	AZAMGARH	MUBARAKPUR	BSP	1,11,83,97,354	6,92,24,000	1,18,76,21,354 118 Crore+	Y
2	Vinayshankar	GORAKHPUR	CHILLUPAR	BSP	26,01,87,303	41,64,69,500	67,66,56,803 67 Crore+	Y
3	Rani Pakshalika Singh	AGRA	BAH	BJP	3,16,74,813	55,13,24,000	58,29,98,813 58 Crore+	Y
Punjab								
1	Rana Gurjit Singh	KAPURTHALA	KAPURTHALA	INC	1,09,25,25,000	60,64,35,000	1,69,89,60,000 169 Crore+	Y
2	Sukhbir Singh Badal	FAZILKA	JALALABAD	SAD	43,35,33,204	58,72,28,318	1,02,07,61,522 102 Crore+	Y
3	Sukhpal Singh	KAPURTHALA	BHOLATH	AAP	1,02,32,582	65,80,00,000	66,82,32,582 66 Crore+	Y
Uttarakhand								
1	Satpal Maharaj	PAURI GARHWAL	CHAUBATTA KHAL	BJP	6,26,83,612	73,98,71,995	80,25,55,607 80 Crore+	Y
2	Rajesh Shukla	UDHAM SINGH NAGAR	KICHHA	BJP	1,07,86,332	24,90,00,000	25,97,86,332 25 Crore+	Y
3	Qazi Mohd Nizamuddin	HARIDWAR	MANGLORE	INC	18,74,282	21,11,64,000	21,30,38,282 21 Crore+	Y
Manipur								
1	Alfred Kanngam S. Arthur	UKHRUL	UKHRUL	INC	84,23,294	35,61,00,000	36,45,23,294 36 Crore+	N
2	Kshetrimayum Biren Singh	IMPHAL EAST	LAMLAI	INC	4,31,05,173	4,61,60,000	8,92,65,173 8 Crore+	Y
3	Rajkumar Imo Singh	IMPHAL WEST	SAGOLBAND	INC	97,42,346	3,89,78,729	4,87,21,075 4 Crore+	Y

Data in this Kit is presented in good faith, with an intention to inform voters. MLAs' affidavits obtained from the ECI website (www.eci.nic.in) with nomination papers is the source of this analysis. Website:-www.adrindia.org, www.myneta.info

S.No.	Name	District	Constituency	Party	Movable Assets (Rs)	Immovable Assets (Rs)	Total Assets (Rs)	PAN Given
Goa								
1	Michael Vincent Lobo	NORTH GOA	CALANGUTE	BJP	17,30,51,558	37,29,30,000	54,59,81,558 54 Crore+	Y
2	Pratapsingh R Rane	NORTH GOA	PORIEB	INC	5,14,15,805	44,86,00,858	50,00,16,663 50 Crore+	Y
3	Pandurang Arjun Madhkaikar	NORTH GOA	CUMBARJUA	BJP	21,50,98,069	10,67,56,780	32,18,54,849 32 Crore+	Y

Table: State wise top three MLAs with highest declared assets

*Total Assets includes income of self, spouse and dependents.

- **State wise top 3 Low asset MLAs:** There are no MLAs in Goa who have declared low assets. The details of state wise top three MLAs with low assets are given below:

S.No.	Name	District	Constituency	Party Name	Movable Assets (Rs)	Immovable Assets (Rs)	Total Assets (Rs)	PAN Given
Uttar Pradesh								
1	Ajay Kumar Lallu	KUSHI NAGAR	TAMKUHI RAJ	INC	3,29,072	0	3,29,072 3 Lacs+	Y
2	Dhananjay	BALLIA	BELTHARA ROAD (SC)	BJP	3,77,000	0	3,77,000 3 Lacs+	Y
3	Manisha	HAMIRPUR	RATH (SC)	BJP	6,33,593	0	6,33,593 6 Lacs+	Y
Punjab								
1	Rupinder Kaur Ruby	BATHINDA	BATHINDA RURAL (SC)	AAP	1,74,831	0	1,74,831 1 Lacs+	N
2	Kulwant Singh Pandori	SANGRUR	MEHAL KALAN (SC)	AAP	2,70,448	0	2,70,448 2 Lacs+	Y
3	Pirmal Singh Dhaura	BARNALA	BHADAUR (SC)	AAP	3,02,457	0	3,02,457 3 Lacs+	Y
Uttarakhand								
1	Prem Singh	UDHAM SINGH NAGAR	NANAK MATTA(ST)	BJP	7,53,515	9,50,000	17,03,515 17 Lacs+	Y
2	Shakti Lal Shah	TEHRI GARHWAL	GHANSHALI(SC)	BJP	8,37,600	11,50,000	19,87,600 19 Lacs+	Y

Data in this Kit is presented in good faith, with an intention to inform voters. MLAs' affidavits obtained from the ECI website (www.eci.nic.in) with nomination papers is the source of this analysis. Website:-www.adrindia.org, www.myneta.info

S.No.	Name	District	Constituency	Party Name	Movable Assets (Rs)	Immovable Assets (Rs)	Total Assets (Rs)	PAN Given
3	Meena Gangola	PITHORAGARH	GANGOLIHAT(SC)	BJP	11,14,469*	22,00,000*	33,14,469 33 Lacs+	Y
Manipur								
1	Heikham Dingo Singh	IMPHAL WEST	SEKMAI(SC)	BJP	4,28,000	5,00,000	9,28,000 9 Lacs+	Y
2	Ashab Uddin	IMPHAL EAST	JIRIBAM	IND	5,53,800*	5,60,000*	11,13,800 11 Lacs+	Y
3	Laishram Radhakishore Singh	BISHNUPUR	OINAM	BJP	4,60,329	8,00,000	12,60,329 12 Lacs+	Y

Table: State wise top 3 MLAs with lowest declared assets

**on assets value indicates that the MLAs has not provided the total in their affidavits, it has been calculated on the basis of details provided by them in the same*

- **State wise top 3 MLAs with high liabilities:** The details of state wise top three MLAs who have declared high liabilities are given below:

S.No.	Name	District	Constituency	Party Name	Total Assets(Rs)	Liabilities (Rs)	Disputed liabilities (Rs)
Uttar Pradesh							
1	Nand Gopal Gupta Nandi	ALLAHABAD	ALLAHABAD SOUTH	BJP	57,11,03,000 57 Crore+	26,02,65,000 26 Crore+	0
2	Jagan Prasad Garg	AGRA	AGRA NORTH	BJP	16,78,04,565 16 Crore+	11,47,85,000 11 Crore+	0
3	Om Kumar	BIJNOR	NEHTAUR (SC)	BJP	43,51,76,360 43 Crore+	11,28,37,870 11 Crore+	0
Punjab							
1	Rana Gurjit Singh	KAPURTHALA	KAPURTHALA	INC	1,69,89,60,000 169 Crore+	81,71,22,000 81 Crore+	0
2	Sukhbir Singh Badal	FAZILKA	JALALABAD	SAD	1,02,07,61,522 102 Crore+	# 39,86,61,119 39 Crore+	6,69,000 6 Lacs+
3	Aman Arora	SANGRUR	SUNAM	AAP	65,88,61,000 65 Crore+	15,48,84,000 15 Crore+	0

Data in this Kit is presented in good faith, with an intention to inform voters. MLAs' affidavits obtained from the ECI website (www.eci.nic.in) with nomination papers is the source of this analysis. Website:-www.adrindia.org, www.myneta.info

S.No.	Name	District	Constituency	Party Name	Total Assets(Rs)	Liabilities (Rs)	Disputed liabilities (Rs)
Uttarakhand							
1	Harbhajan Singh Cheema	UDHAM SINGH NAGAR	KASHIPUR	BJP	5,52,72,423 5 Crore+	# 21,65,65,000* 21 Crore+	17,41,00,000 17 Crore+
2	Surendra Singh Jeena	ALMORA	SULT	BJP	10,52,98,662 10 Crore+	6,84,11,970 6 Crore+	0
3	Sanjeev Arya	NAINITAL	NAINITAL(SC)	BJP	4,25,30,578 4 Crore+	2,49,86,000 2 Crore+	0
Manipur							
1	Okram Henry	IMPHAL EAST	WANGKHEI	INC	1,92,34,357 1 Crore+	6,08,28,534 6 Crore+	0
2	Konhoujam Govindas	BISHNUPUR	BISHENPUR	INC	4,38,21,788 4 Crore+	2,70,21,000 2 Crore+	0
3	Kangujam Ranjit Singh	THOUBAL	SUGNOO	INC	3,22,07,388 3 Crore+	98,14,577 98 Lacs+	0
Goa							
1	Vishwajit Pratapsingh Rane	NORTH GOA	VALPOI	INC	21,31,05,484 21 Crore+	11,29,94,840 11 Crore+	0
2	Michael Vincent Lobo	NORTH GOA	CALANGUTE	BJP	54,59,81,558 54 Crore+	10,09,71,703 10 Crore+	0
3	Nilesh Cabral	SOUTH GOA	CURCHOREM	BJP	19,95,57,261 19 Crore+	8,81,37,280 8 Crore+	0

Table: State –wise top three MLAs with high liabilities

*on assets value indicates that the MLAs has not provided the total in their affidavits, it has been calculated on the basis of details provided by them in the same

Disputed Liabilities

- **State wise Overall PAN Report of MLAs**

S.No	State	Total Number of MLAs Analyzed	Number of MLAs who have given PAN details	Number of MLAs who have not given PAN Details	Percentage pf MLAs who have not given PAN Details
1	Uttar Pradesh	402	398	4	1%
2	Punjab	117	115	2	2%
3	Uttarakhand	70	70	0	0%
4	Manipur	60	58	2	3%
5	Goa	40	40	0	0%
Total		689	681	8	1%

Table: State-wise overall PAN report of MLAs

Income Tax Details

- **State wise Total MLAs who have not declared Income Tax Details*:**

S.No.	State	Total Number of MLAs Analysed	Total Number of MLAs who have filed ITR	Total Number of MLAs who have not filed ITR	Percentage of MLAs who have not filed ITR
1	Uttar Pradesh	402	347	55	14 %
2	Punjab	117	107	10	9 %
3	Uttarakhand	70	63	7	10 %
4	Manipur	60	42	18	30 %
5	Goa	40	40	0	0%
Total		689	599	90	13%

Table: State-wise MLAs who have not declared Income Tax Details

** Some MLAs may be exempted from filing Income Tax Returns*

Data in this Kit is presented in good faith, with an intention to inform voters. MLAs' affidavits obtained from the ECI website (www.eci.nic.in) with nomination papers is the source of this analysis. Website:-www.adrindia.org, www.myneta.info

- **State wise top 3 MLAs with high income as declared in ITR*:** The table below shows state-wise 3 MLAs who have declared highest income in their Income Tax Returns.

S.No	Name	Party	Constituency	District	Total Asset (Rs)	The financial year for which the last income tax return has been filed by winner	Total income shown by winner in ITR (Self+ Spouse+ Dependent) (Rs)	Self income shown by winner in ITR (Rs)
Uttar Pradesh								
1	Uma Shankar Singh	BSP	RASARA	BALLIA	40,19,86,172 40 Crore+	2015-2016	4,88,85,350 4 Crore+	3,13,71,470 3 Crore+
2	Sahender Singh	RLD	CHHAPRAULI	BAGHPAT	38,04,96,393 38 Crore+	2015-2016	2,34,15,209 2 Crore+	56,92,649 56 Lacs+
3	Shah Alam Urf Guddu Jamali	BSP	MUBARAK-PUR	AZAM-GARH	1,18,76,21,354 118 Crore+	2015-2016	1,90,38,551 1 Crore+	1,73,33,415 1 Crore+
Punjab								
1	Navjot Singh Sidhu	INC	AMRITSAR EAST	AMRITSAR	45,90,98,908 45 Crore+	2015-2016	9,90,99,930 9 Crore+	9,66,28,470 9 Crore+
2	Aman Arora	AAP	SUNAM	SANGRUR	65,88,61,000 65 Crore+	2015-2016	4,23,91,349 4 Crore+	1,52,33,276 1 Crore+
3	Rana Gurjit Singh	INC	KAPURTHALA	KA-PURTHALA	1,69,89,60,000 169 Crore+	2015-2016	2,98,06,967 2 Crore+	2,93,67,212 2 Crore+
Uttarakhand								
1	Satpal Maharaj	BJP	CHAUBAT-TAKHAL	PAURI GARHWAL	80,25,55,607 80 Crore+	2015-2016	1,01,87,565 1 Crore+	83,89,491 83 Lacs+
2	Surendra Singh Jeena	BJP	SULT	ALMORA	10,52,98,662 10 Crore+	2016-2017	76,26,241 76 Lacs+	70,97,895 70 Lacs+
3	Saurabh Bahu-guna	BJP	SITARGANJ	UDHAM SINGH NAGAR	6,80,68,318 6 Crore+	2016-2017	55,93,031 55 Lacs+	21,69,696 21 Lacs+
Manipur								
1	Kshetrimayum Biren Singh	INC	LAMLAI	IMPHAL EAST	8,92,65,173 8 Crore+	2015-2016	2,21,71,827 2 Crore+	7,50,500 7 Lacs+
2	Kangujam Ranjit Singh	INC	SUGNOO	THOUBAL	3,22,07,388 3 Crore+	2015-2016	34,38,207 34 Lacs+	13,54,700 13 Lacs+
3	Konthoujam Govindas	INC	BISHENPUR	BISHNU-PUR	4,38,21,788 4 Crore+	2015-2016	27,75,210 27 Lacs+	18,93,240 18 Lacs+

Data in this Kit is presented in good faith, with an intention to inform voters. MLAs' affidavits obtained from the ECI website (www.eci.nic.in) with nomination papers is the source of this analysis. Website:-www.adrindia.org, www.myneta.info

S.No	Name	Party	Constituency	District	Total Asset (Rs)	The financial year for which the last income tax return has been filed by winner	Total income shown by winner in ITR (Self+ Spouse+ Dependent) (Rs)	Self income shown by winner in ITR (Rs)
Goa								
1	Michael Vincent Lobo	BJP	CALANGUTE	NORTH GOA	54,59,81,558 54 Crore+	2016-2017	3,25,27,303 3 Crore+	1,63,23,004 1 Crore+
2	Rohan Khaunte	IND	PROVORIM	NORTH GOA	9,34,03,413 9 Crore+	2015-2016	1,70,43,238 1 Crore+	1,51,21,619 1 Crore+
3	Vishwajit Pratapsingh Rane	INC	VALPOI	NORTH GOA	21,31,05,484 21 Crore+	2016-2017	1,16,00,371 1 Crore+	69,47,870 69 Lacs+

Table: State wise top 3 MLAs with high income as declared in income tax returns

**Total income includes income of self, spouse and dependent*

Other Background Details

- Education Details of MLAs:** 193 (28%) MLAs have declared their education qualification to be between **5th pass and 12th pass** while **473 (69%)** MLAs have declared having an educational qualification of graduate or above.

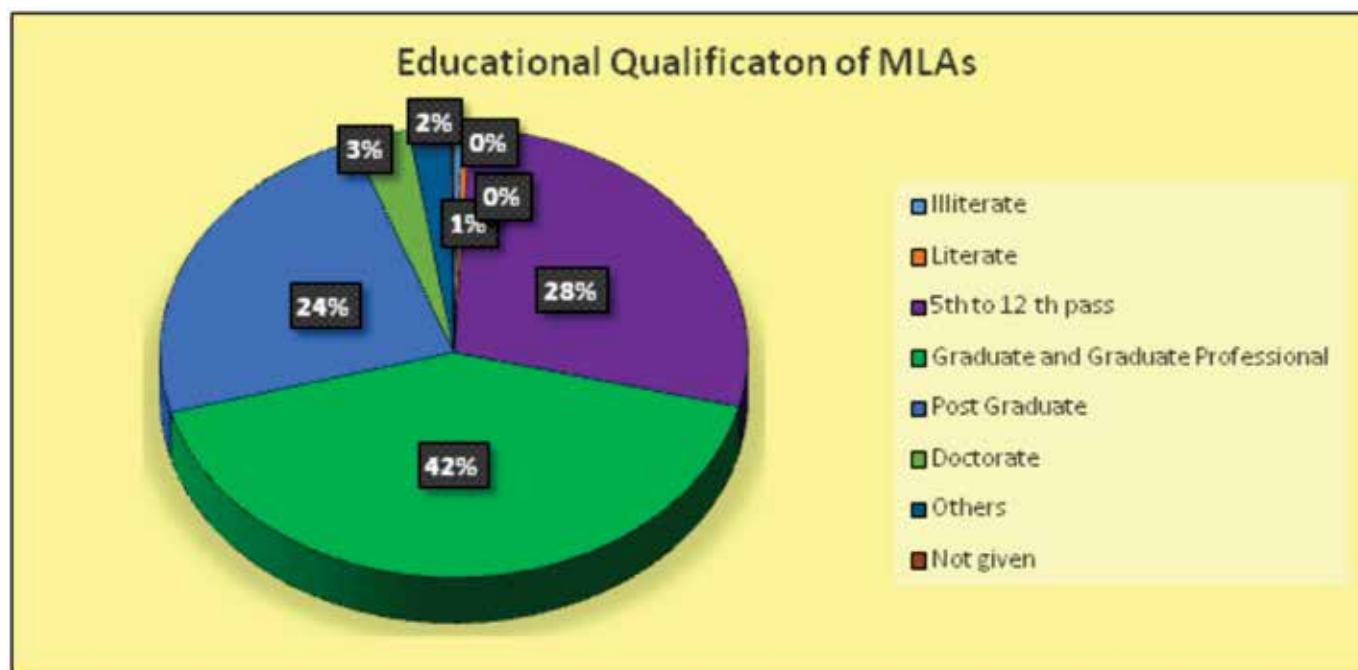


Figure: Analysis of MLAs on the basis of educational qualification

Data in this Kit is presented in good faith, with an intention to inform voters. MLAs' affidavits obtained from the ECI website (www.eci.nic.in) with nomination papers is the source of this analysis. Website:-www.adrindia.org, www.myneta.info

Education Group	Number of MLAs analysed
Illiterate	3
Literate	3
5th Pass	2
8th Pass	32
10th Pass	72
12th Pass	87
Graduate	183
Graduate Professional	105
Post Graduate	164
Doctorate	21
Others	16
Not Given	1
Total	689

Table: Analysis of MLAs on the basis of educational qualification

Data in this Kit is presented in good faith, with an intention to inform voters. MLAs' affidavits obtained from the ECI website (www.eci.nic.in) with nomination papers is the source of this analysis. Website:-www.adrindia.org, www.myneta.info

- **Age Details of MLAs: 329 (48%)** MLAs have declared their age to be between **25** and **50** years while **358 (52%)** MLAs have declared their age to be between **51** and **80** years. 1 MLA has declared his age to be above **80** years.

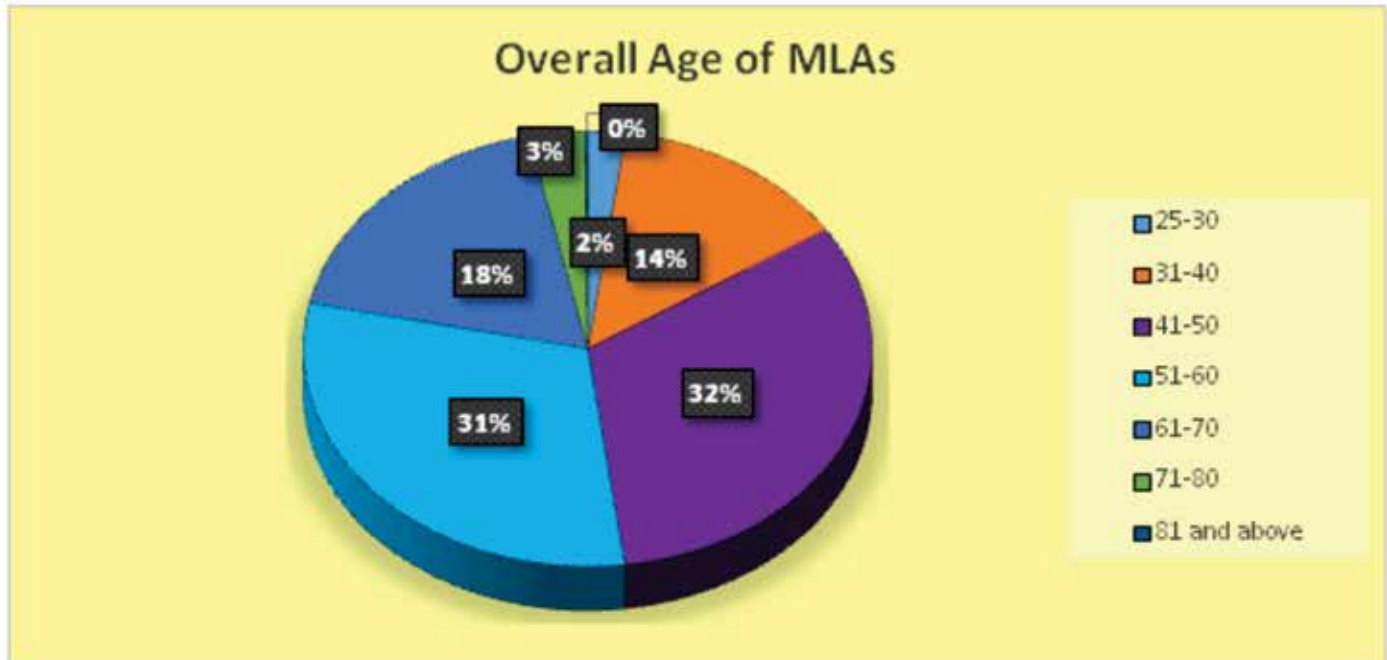


Figure: Analysis of MLAs on the basis of age groups

Age Group (in Years)	Number of MLAs Analyzed
Unknown	1
25-30	14
31-40	96
41-50	219
51-60	211
61-70	125
71-80	22
81 and above	1
Total	689

Table: Analysis of MLAs on the basis of age groups

Data in this Kit is presented in good faith, with an intention to inform voters. MLAs' affidavits obtained from the ECI website (www.eci.nic.in) with nomination papers is the source of this analysis. Website:-www.adrindia.org, www.myneta.info

- **State-wise Gender details of MLAs:** Out of 689 MLAs, **55(8%)** MLAs are women. In **2012**, out of **682** MLAs, 61 (9%) MLAs were women.

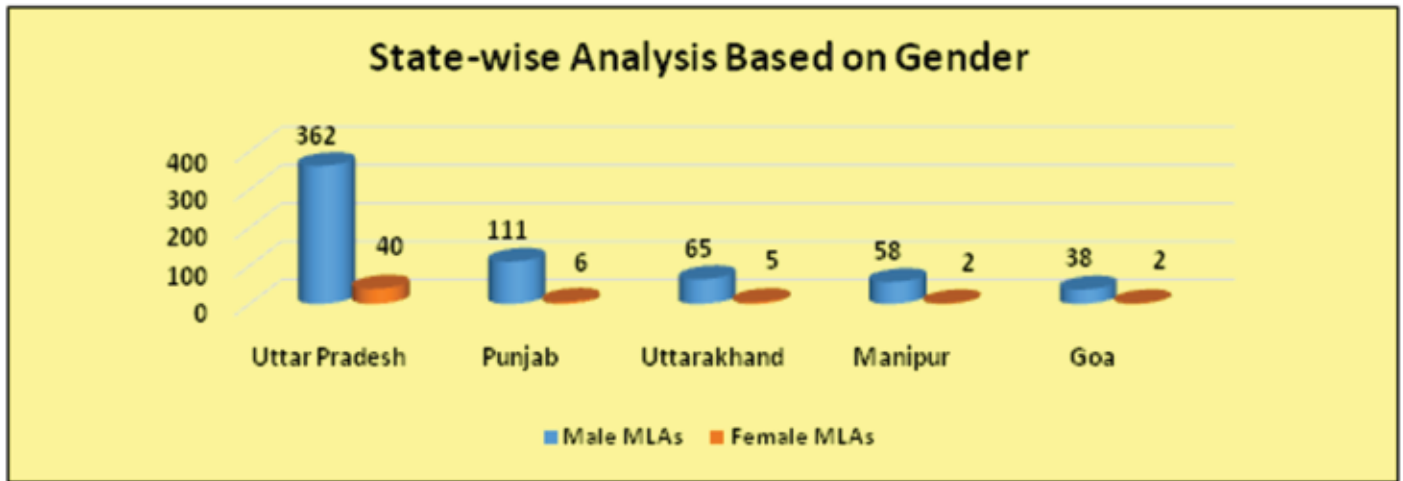


Figure: State- wise Gender Details of MLAs

S.No	States	Total MLAs Analysed	Men	Women	Perecntage of Women MLAs
1.	Uttar Pradesh	402	362	40	10%
2.	Punjab	117	111	6	5%
3.	Uttarakhand	70	65	5	7%
4.	Manipur	60	58	2	3%
5.	Goa	40	38	2	5%
Total		689	634	55	8%

Table: State-wise Analysis Based on Gender

Data in this Kit is presented in good faith, with an intention to inform voters. MLAs' affidavits obtained from the ECI website (www.eci.nic.in) with nomination papers is the source of this analysis. Website:-www.adrindia.org, www.myneta.info

Asset Comparision of Re-elected MLAs

- State-wise Top 3 Highest Increase in Assets of Re-Elected MLAs (Sort by increase in rupees)

S. No.	Name	Party in 2017	Party in 2012	Constituency in 2017	Constituency in 2012	Assets in 2017(in Rs.)	Assets in 2012(in Rs)	Asset Increase/ Decrease (in Rs)	% Increase/ decrease in Asset
Uttar Pradesh									
1.	Shah Alam Urf Guddu Jamali	BSP	BSP	MUBARAKPUR	MUBARAKPUR	1,18,76,21,354 118 Crore+	54,44,23,098 54 Crore+	64,31,98,256 64 Crore+	118%
2.	Om Kumar	BJP	BSP	NEHTAUR (SC)	NEHTAUR (SC)	43,51,76,360 43 Crore+	23,41,71,142 23 Crore+	20,10,05,218 20 Crore+	86%
3.	Uma Shankar Singh	BSP	BSP	RASARA	RASARA	40,19,86,172 40 Crore+	20,75,63,588 20 Crore+	19,44,22,584 19 Crore+	94%
Punjab									
1	Rana Gurjit Singh	INC	INC	KAPURTHALA	KAPURTHALA	1,69,89,60,000 169 Crore+	68,48,36,000 68 Crore+	1,01,41,24,000 101 Crore+	148%
2	Sunder Sham Arora	INC	INC	HOSHIARPUR	HOSHIARPUR	44,60,75,000 44 Crore+	21,76,84,000 21 Crore+	22,83,91,000 22 Crore+	105%
3	Bikram Singh	SAD	SAD	MAJITHA	MAJITHA	25,22,80,202 25 Crore+	11,21,18,806 11 Crore+	14,01,61,396 14 Crore+	125%
Uttarakhand									
1	Rekha Arya	BJP	INC	SOMESHWAR (SC)	SOMESHWAR (SC) : BYE- ELECTION ON 21-07-2014	12,78,13,693 12 Crore+	6,72,15,490 6 Crore+	6,05,98,203 6 Crore+	90%
2	Pritam Singh	INC	INC	CHAKRATA(ST)	CHAKRATA (ST)	8,10,21,731 8 Crore+	2,78,34,140 2 Crore+	5,31,87,591 5 Crore+	191%
3	Surendra Singh Jeena	BJP	BJP	SULT	SALT	10,52,98,662 10 Crore+	7,04,26,727 7 Crore+	3,48,71,935 3 Crore+	50%
Manipur									
1	Kshetrimayum Biren Singh	INC	INC	LAMLAI	LAMLAI	8,92,65,173 8 Crore+	5,22,22,431 5 Crore+	3,70,42,742 3 Crore+	71%
2	Rajkumar Imo Singh	INC	MSCP	SAGOLBAND	SAGOIBAND	4,87,21,075 4 Crore+	2,72,29,488 2 Crore+	2,14,91,587 2 Crore+	79%
3	Nameirakpam Loken Singh	INC	INC	NAMBOL	NAMBOL	3,49,21,871 3 Crore+	1,57,15,551 1 Crore+	1,92,06,320 1 Crore+	122%

Data in this Kit is presented in good faith, with an intention to inform voters. MLAs' affidavits obtained from the ECI website (www.eci.nic.in) with nomination papers is the source of this analysis. Website:-www.adrindia.org, www.myneta.info

S. No.	Name	Party in 2017	Party in 2012	Constituency in 2017	Constituency in 2012	Assets in 2017(in Rs.)	Assets in 2012(in Rs)	Asset Increase/ Decrease (in Rs)	% Increase/ decrease in Asset
Goa									
1	Michael Vincent Lobo	BJP	BJP	CALANGUTE	CALANGUTE	54,59,81,558 54 Crore+	20,69,61,603 20 Crore+	33,90,19,955 33 Crore+	164%
2	Pratapsingh R Rane	INC	INC	PORIEB	PORIEB	50,00,16,663 50 Crore+	25,87,37,748 25 Crore+	24,12,78,915 24 Crore+	93%
3	Pandurang Arjun Madkaikar	BJP	INC	CUMBARJUA	CUMBARJUA	32,18,54,849 32 Crore+	12,37,46,748 12 Crore+	19,81,08,101 19 Crore+	160%

State-wise Top 3 Highest Increase in Assets of Re-Elected MLAs

DISCLAIMER

All information in this report has been taken from the website of Election Commission of India (<http://affidavitarchive.nic.in/>). **ADR does not add or subtract any information, unless the EC changes the data. In particular, no unverified information from any other source is used.** While all efforts have been made to ensure that the information is in keeping with what is available in the ECI website, in case of discrepancy between information in this report and that given in the ECI website, the information available ECI website should be treated as correct. Association for Democratic Reforms, National Election Watch and their volunteers are not responsible or liable for any damage arising directly or indirectly from the publication of this report.

Data in this Kit is presented in good faith, with an intention to inform voters. MLAs' affidavits obtained from the ECI website (www.eci.nic.in) with nomination papers is the source of this analysis. Website:-www.adrindia.org, www.myneta.info

About ADR

The History

A group of Professors from Indian Institute of Management, Ahmedabad set up Association for Democratic Reforms in August 1999. They filed a Public Interest Litigation in Delhi High Court in 1999 asking for disclosure of criminal, financial and educational background of candidates contesting elections. Based on this, the Supreme Court in 2002 and subsequently in 2003 made background disclosure mandatory for candidates to disclose in their affidavits criminal, financial and educational background to be submitted to the Election Commission of India.

ADR has been conducting Election Watches since 2002. The first election watch was conducted by ADR in 2002 for Gujarat Assembly Elections whereby detailed analysis of the backgrounds of candidates contesting elections was provided to help the electorate make an informed choice during polls. Since then ADR has conducted Election Watches for almost all state and parliament elections in collaboration with the National Election Watch. There is now an Election Watch chapter present in each state in the country working as National Election Watch.

ADR along with the NEW has also increased its efforts towards increasing transparency and accountability in the functioning of political parties. After a Central Information Commission's (CIC) order in 2008, it started analyzing and disseminating information on the Income Tax Returns and Donation details of political parties. In 2013, based on a complaint filed by ADR and Shri Subhash Agarwal, the CIC declared 6 national parties as 'public authority' under the Right to Information Act.

As part of the same effort, ADR has also increased its engagement with political parties with the objective of soliciting their support in reforming the political system.

Strategic litigation is another tool employed by ADR to push for required reform in the political and electoral system. ADR has intervened in several PILs, some of which have resulted in landmark judgments and has filed PILs itself in some cases.

ADR is supported and strengthened by the National Election Watch and a large number of very eminent personalities who continue to collaborate with ADR/NEW in various efforts. ADR uses Information Technology to streamline its data analysis and has over time, increased its communication initiatives to broad base its outreach on the ground.

Our Trustees

1. Prof. Trilochan Sastry (Professor, IIM Bangalore)
2. Prof. Jagdeep S. Chhokar (Former Professor, Dean, and Director In-Charge, IIM Ahmedabad)
3. Prof. Ajit Ranade (Chief Economist, Aditya Birla Group)
4. Dr. Sudarsan Padmanabhan (Associate Prof. IIT Chennai)
5. Dr. Kiran B. Chhokar (Programme Director, Higher Education, Centre for Environment Education (CEE))
6. Ms. Kamini Jaiswal (Senior Advocate, Supreme Court of India, Secretary, Center for Public Interest Litigation)
7. Mr. Jaskirat Singh, Founder & CEO, Webrosoft Solutions INC.
8. Dr. Vipul Mudgal, Director of Common Cause and head of the Inclusive Media for Change Project of the Centre for the Study of Developing Societies (CSDS).

Data in this Kit is presented in good faith, with an intention to inform voters. MLAs' affidavits obtained from the ECI website (www.eci.nic.in) with nomination papers is the source of this analysis. Website:-www.adrindia.org, www.myneta.info

National/State Election Watch Coordinators

National Coordinator/Head

Maj. Gen. Anil Verma (Retd.)

+91-88264-79910

anilverma@adrindia.org

Andhra Pradesh

Mr. Rakesh Reddy Dubbudu

+91-98854-19012

rakesh@bhumi.in

Arunachal Pradesh

Dr. Nani Bath

+91-94369-52143

nanibath@rediffmail.com

Assam

Mr. Tasaduk Ariful Hussain

+91 361 2338-888

+91-94350-54775

arif@nestinfo.org

Bihar

Mr. Rajiv Kumar

+91-9631976889

rajivkumar_patna@rediffmail.com

Chhattisgarh

Mr. Gautam Bandyopadhyay

+91-0771 4064-328

+91-98261-71304

gautamraipur@gmail.com

Goa

Mr. Bhasker Assoldekar

+91-98203-53159

vibhanatural@hotmail.com

Gujarat

Ms Pankti Jog

+91-9909006791

jogpankti@gmail.com

Haryana

Mr. Jaskirat Singh

+91-93160-84953

jaskirats@gmail.com

Himachal Pradesh

Mr. V.K. Malik

+91 9418150001

vinodkmalik@hotmail.com

Ms. Abha Bhaiya

+91 9468768872

abhabhaiya@gmail.com

Mr. Bhim Singh

+91 9418073190

bhimsingh1975@gmail.com

Mr. Sanjay Choudhary

+91 94184-94041

+91 8679209350

choudharysanjay90@yahoo.com

Jammu & Kashmir

Mr. Balvinder Singh

+91-94191-95295

sangarshrtimovement@gmail.com

Dr. Shaikh Ghulam

+918803943048

drshaikhgr@gmail.com

Jharkhand

Mr. Sudhir Pal

+91-0651 2202-202

+91-94311-07277

manthanindia@gmail.com

Kerala

Mr. T. Ravindran

+91-93493-33458

ravindran@transdot.net

Data in this Kit is presented in good faith, with an intention to inform voters. MLAs' affidavits obtained from the ECI website (www.eci.nic.in) with nomination papers is the source of this analysis. Website:-www.adrindia.org, www.myneta.info

Karnataka

Prof. Trilochan Sastry

+91-94483-53285

trilochans@iimb.ernet.in

Dr. R. Balasubramaniam

+91-94480-79611

drbalu@gmail.com

Mr. Harish Narasappa

+91-98860-27804

harish@dakshindia.org

Mr. Vasudev Sharma

+91-94484-72513

vadeshanv@gmail.com

Ms. Kathyayini Chamaraj

+91-97318-17177

kchamaraj@gmail.com

Mr. Gururaja Budhya

+91-94488-49353

gururajabudhya@gmail.com

Madhya Pradesh

Ms. Rolly Shivhare

+91 9425466461

rollyshivhare@gmail.com

Maharashtra

Dr. Ajit Ranade

+91-97022-15312

ajit.ranade@adrindia.org

Mr. Sharad Kumar

+91 9869 403721

sharadkumar40@gmail.com

Manipur

Ms. Laishram Mesiah Devi

+91 8974955503

mesiahdevi@gmail.com

Meghalaya

Ms. Mayfereen Ryntathiang

+91-8575017983

mayfereenlyngdoh@gmail.com

Mizoram

Mr. Vanlalruata

+91-98633-73928

ruataprim@gmail.com

Nagaland

Ms. Hekani Jakhalu

+91 9856307033

hekanijakhalu@yahoo.com

Odisha

Mr. Ranjan Kumar Mohanty

+91-0674 2382175

+91-0674 2352278

+91-94370-13723

pecuc@hotmail.com,

odishaelectionwatch@gmail.com

Punjab

Mr. Jaskirat Singh

+91-93160-84953

jaskirats@gmail.com

Mr. Parvinder Singh Kittna

+91 9814313162

pavikittna@gmail.com

Puducherry

Mr. P. Joseph Victor Raj

+91-94860-86938

vrhope@gmail.com

Rajasthan

Mr. Nikhil Dey

+91-94140-04180

nikhildey@gmail.com

Mr. Kamal Tak

+91-94134-57292

rajelection0@gmail.com

Telangana

Mr. Rakesh Reddy Dubbudu

+91-98854-19012

rakesh@bhumi.in

Mr. Rajendra Prasad

+91 9849 648363

rmvfindia@gmail.com

Tamil Nadu

Dr. Sudarsan Padmanabhan

+91-044 2257-426

+91-94447-82884

padmanab@gmail.com

Tripura

Mr. Biswendu Bhattacharjee

+91-94361-25214

biswendu.tripura@gmail.com

West Bengal

Mr. Biplab Halim

+91-033 2483-6491

+91-033 2472-5571

+91-98311-24736

bipimse@cal.vsnl.net.in,

bipimse@hotmail.com

Uttar Pradesh

Mr. Sanjay Singh

+91-94151-14151

sanjaysingh033@gmail.com

Dr. Lenin

+91-99355-99333

+91-99355-99330

lenin@pvchr.asia

Mr. Sanjay Rai

+91-522 2349-556

+91-9415121462

sanjaykrai@yahoo.com

Mr. Mahesh Anand

+91-94152-33694

+91-99367-47774

gramswarajsamiti@gmail.com

Uttarakhand

Mr. BP Maithani

+91-9012878346

maithani_56@yahoo.com

Mr. Girija Pande

+91-9412351759

girija.pande@gmail.com

How information is disseminated?



www.myneta.info

Provides full information of criminal cases, asset, liability and education details declared by candidates in the self sworn affidavits filed by them prior to contesting Lok Sabha and State Assembly elections.

www.adrindia.org

Provides detailed analytical reports of Lok Sabha, state assembly, local body elections and financial reports of political parties. For more information, Email: adr@adrindia.org



Get information by SMS the users have to send **MYNETA <PINCODE> or <CONSTITUENCY>** to **56070 or 9246556070**



1800-110-440

Mon to Fri : 10 am to 6 pm



Twitter: www.twitter.com/adrspeaks

Facebook: www.facebook.com/adr.new

YouTube: www.youtube.com/adrspeaks



Myneta:

The Criminal, Financial, Educational and other background information self declared by candidates in their affidavits during elections is now available on your mobile phones.

Election Watch Reporter :

This app enables citizens with a tool to capture violation of election related laws and the code of conduct.

Both the applications are available on Google Play Store.




**"No office in the land is more important
than that of being a citizen"**

-Felix Frankfurter



ASSOCIATION FOR DEMOCRATIC REFORMS



T-95, CL House, IIInd Floor,
Near Gulmohar Commercial Complex,
Gautam Nagar, New Delhi - 110 049



www.adrindia.org, www.myneta.info



adr@adrindia.org



011-4165 4200 /01/02/03/04



/adrspeaks



/adr.new



/adrspeaks