

Date: 13-03-2014

# **ANALYSIS OF INCOME TAX RETURNS FILED AND DONATIONS RECEIVED BY POLITICAL PARTIES**

**- Between FY 2004-05 and 2011-12**

A Report by

National Election Watch

&

Association for Democratic Reforms

Association for Democratic Reforms,  
"Kiwanis Centre" 4<sup>th</sup> Floor,  
B-35, Qutub Institutional Area  
New Delhi – 110 016  
Email: [adr@adrindia.org](mailto:adr@adrindia.org)

## Table of Contents

Analysis of Income Tax Returns Filed and Donations Received by Political Parties – Between FY 2004-05 and 2011-12 .....	4
Executive Summary .....	4
Recommendations of ADR.....	7
Total income of political parties of India .....	8
Top three sources of income of parties between FY 2004-05 and FY 2011-12 .....	13
Summary.....	13
Top three items of expenditure of political parties between FY 2004-05 and FY 2011-12.....	17
Summary.....	17
Share of donations and voluntary contributions received from total income of political parties .....	21
Total number of named donors contributing to the political parties .....	24
Analysis of Voluntary Contributions received by Political Parties .....	26
Top donors to political parties between FY 2004-05 and 2011-12 .....	29
Summary.....	29
Foreign funding to political parties between FY 2003-04 and 2011-12 .....	33
Indian National Congress:.....	33
Bharatiya Janata Party:.....	34
Conclusion .....	35
Disclaimer .....	35
Contact Details.....	35
Annexure – 1: Top 10 Donations to National Parties from all over India.....	36
Indian National Congress:.....	36
Bharatiya Janata Party:.....	39
Nationalist Congress Party:.....	43
Communist Party of India: .....	44
Communist Party of India (Marxist): .....	50
Annexure 2: Top donors to regional parties [FY 2004-05 to 2011-12].....	52
Asom Gana Parishad.....	52
All India Anna Dravida Munnetra Kazhagam .....	52
All India Forward Bloc.....	53

All-India Trinamool Congress .....	53
All India United Democratic Front.....	54
Biju Janata Dal.....	56
Bodoland People’s Front .....	56
Desiya Murpokku Dravida Kazhagam.....	57
Dravida Munnetra Kazhagam .....	58
Janata Dal (Secular) .....	59
Janata Dal (United).....	59
Jharkhand Mukti Morcha.....	61
Jharkhand Vikas Morcha (Prajantrik) .....	62
Lok Janshakti Party .....	62
Marumalarchi Dravida Munnetra Kazhagam.....	63
Maharashtra Navnirman Sena .....	64
Rashtriya Janata Dal .....	65
Rashtriya Lok Dal .....	66
Shiromani Akali Dal .....	67
Sikkim Democratic Front.....	68
Shiv Sena.....	69
Samajwadi Party.....	71
Telegu Desam Party.....	73
Telangana Rashtra Samithi .....	74
YSR Congress.....	75
Zoram Nationalist Party.....	76

## Analysis of Income Tax Returns Filed and Donations Received by Political Parties – Between FY 2004-05 and 2011-12

This report, prepared by **Association for Democratic Reforms (ADR)** and **National Election Watch (NEW)**, focuses on the income and expenditure of national and regional political parties. The national parties include Indian National Congress (**INC**), Bharatiya Janata Party (**BJP**), Bahujan Samaj Party (**BSP**), Nationalist Congress Party (**NCP**), Communist Party of India (**CPI**) and Communist Party of India (Marxist) (**CPM**).

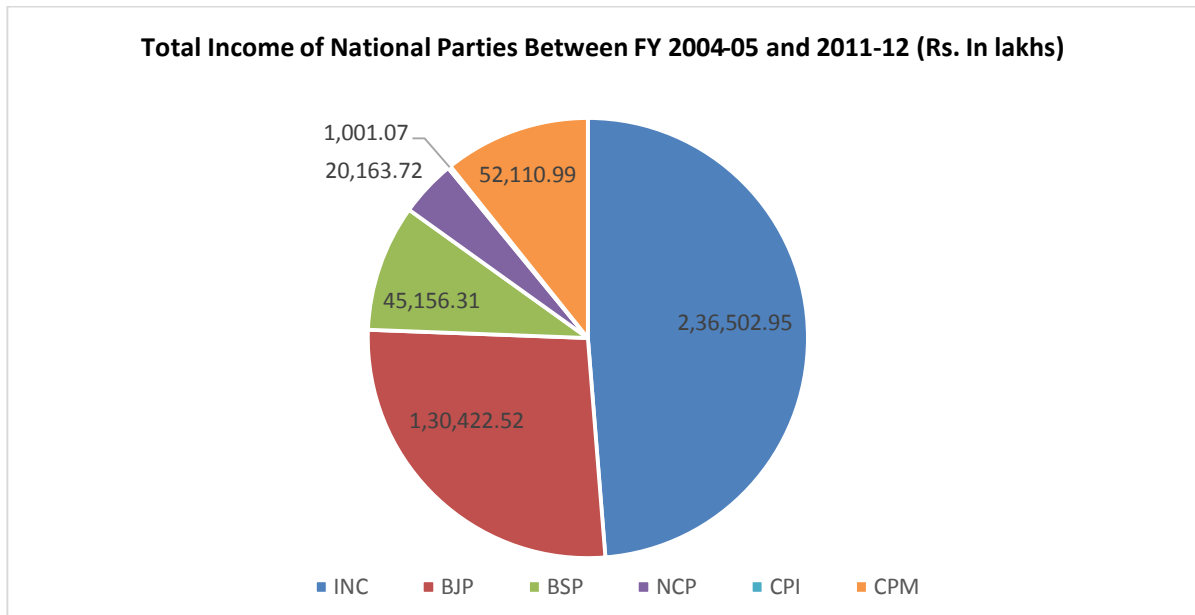
The major regional parties considered for this report include Asom Gana Parishad (**AGP**), All India Anna Dravida Munnetra Kazhagam (**AIADMK**), All India Forward Bloc (**AIFB**), All India Trinamool Congress (**AITC**), All India United Democratic Front (**AIUDF**), Biju Janata Dal (**BJD**), Bodoland People's Front (**BPF**), Desiya Murpokku Dravida Kazhagam (**DMDK**), Dravida Munnetra Kazhagam (**DMK**), Janata Dal (Secular) (**JDS**), Janata Dal (United) (**JDU**), Jharkhand Mukti Morcha (**JMM**), Jharkhand Vikas Morcha – Prajatantrik (**JVM-P**), Lok Janshakti Party (**LJP**), Marumalarchi Dravida Munnetra Kazhagam (**MDMK**), Maharashtra Navnirman Sena (**MNS**), Rashtriya Janata Dal (**RJD**), Shiromani Akali Dal (**SAD**), Sikkim Democratic Front (**SDF**), Shiv Sena (**SHS**), Samajwadi Party (**SP**), Telegu Desam Party (TDP), Telangana Rashtra Samiti (**TRS**), YSR Congress and Zoram National Party (**ZNP-MNF**).

### Executive Summary

The **executive summary** below lists the key observations that were drawn from the report:

#### I. Total income of political parties from all over India:

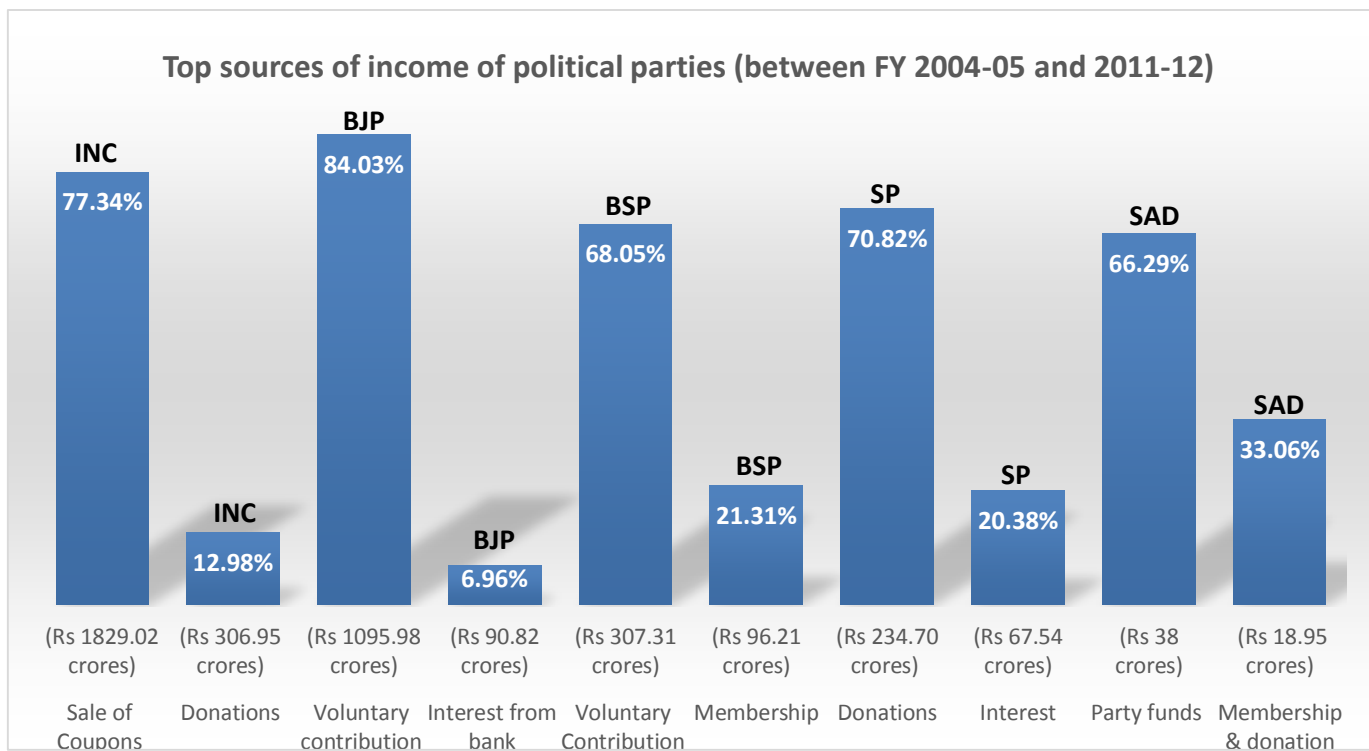
- The total income of political parties is calculated from their IT returns filed every year to the Income Tax Department.
- **The total income of national parties between FY 2004-05 and 2011-12 is Rs. 4,899.46 crores.** **INC** has declared the highest total income of Rs. 2,365.02 crores between FY 2004-05 and 2011-12, followed by **BJP** with Rs. 1,304.22 crores and **BSP** with a declared total income of Rs. 497.44 crores. **NCP** has a declared total income of Rs. 201.63 crores, **CPI**, Rs. 10.01 crores and **CPM** has declared a total income of Rs. 521.10 crores between FY 2004-05 and 2011-12.
- **The total income of regional parties between FY 2004-05 and 2011-12 is Rs. 86,154.22 lakhs.** Among regional parties, **Samajwadi Party** has the highest income of **Rs. 33,142.43 lakhs**, followed by **AIADMK** with a total income of **Rs. 8,195.72 lakhs**.
- National People's Party, Hill State People's Democratic Party and United Democratic Party have **not submitted their IT returns between FY 2004-05 and 2011-12.**



**Graph: Total income of national political parties [FY 2004-05 to 2011-12]**

**II. Top three sources of income:**

- There is no standard format in which political parties list their sources of income.
- **INC** which has the highest total income among all political parties (Rs. 2365.02 crores), declared that it receives 77.34% of its income (Rs. 1829.02 crores) from sale of coupons. **BJP** with a total income of Rs. 1304.22 crores, declared its topmost source of income to be voluntary contributions (Rs. 1095.98 crores, 84.03% of its total income).



**III. Top three items of expenditure:**

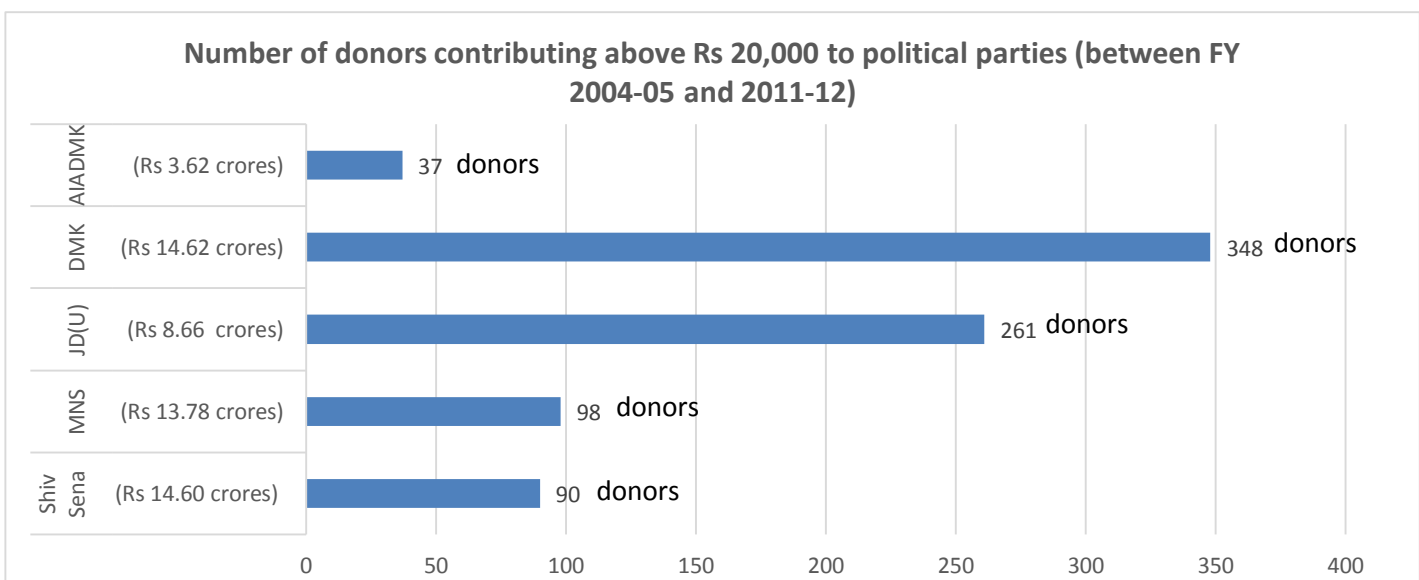
- Political parties have varied expenses, including election expenses, publicity and advertisements.
- **INC, BJP and NCP** spent the largest part of their income on **election expenses, publicity and advertisements** between FY 2004-05 and 2011-12. **INC** spent **57.28%** of its total income (Rs. 1168.71 crores) on election expenses, **BJP** spent **42.55%** of its income (Rs. 428.53 crores) on advertising and publicity, and **NCP** spent a total of **72.11%** of its income (Rs. 139.77 crores) on election expenses and publicity between FY 2004-05 and 2011-12.
- The topmost expenditure made by **BSP** between FY 2004-05 and 2011-12 is for the **purchase of immovable assets**. **BSP** spent **60.24%** of its total income, Rs. 165.22 crores, on the same between FY 2004-05 and 2011-12.
- **SP** spent 48.25% of its income (Rs. 7,019.88 lakhs) on travel and conveyance. **SHS** spent 97.94% of its total income (Rs. 2,867.66 lakhs) on central office expenditure.

**IV. Share of donations from total income of political parties (as per ITR):**

- Among the national parties, **BJP** received a total of Rs. 1,095.98 crores as donations or voluntary contributions, which forms 84.03% of its income. **INC** declared Rs. 306.95 crores (12.98% of its income) as donations between FY 2004-05 and 2011-12.
- **AIADMK, DMK and MDMK** have declared that they received 0% of their income from donations or voluntary contributions but have declared funds collected as ‘party development funds’, ‘election funds’, ‘family benevolent funds’, etc.
- **Manipur State Congress Party** and **YSR Congress** declared that they received 100% of their income from donations or voluntary contributions between FY 2004-05 and 2011-12.

**V. Number of donors contributing above Rs. 20,000 to political parties (FY 2004-05 to FY 2011-12):**

- The total amount received by national political parties between FY 2004-05 and 2011-12 was **Rs. 435.87 crores**, from **5,177** donors. The maximum donations received was during 2009-10.
- Among the national parties, **BJP** received the highest amount of donations above Rs. 20,000. Between FY 2004-05 and 2011-12, **BJP** received a total of **Rs. 226.45 crores** from a total of **2,797** donors.



#### VI. Top donors to political parties [FY 2004-05 to 2011-12]

- **General Electoral Trust** is the topmost donor to both INC as well as BJP, donating Rs. 36.41 crores to INC and Rs. 26.57 crores to BJP between FY 2004-05 and 2011-12.
- **General Electoral Trust** also made donations to regional political parties, between FY 2004-05 and 2011-12, to the tune of Rs 200 lakhs to RJD, Rs 150 lakhs to SP and Rs 200 lakhs to Shiv Sena.
- **Bharti Electoral Trust** donated Rs. 100 lakhs to RJD and JDU each, between FY 2004-05 and 2011-12.
- **Electoral Trust** donated a total of Rs 158.02 lakhs to Samajwadi Party.

#### VII. Foreign funds to political parties:

- The **Foreign Contributions (Regulation) Act (FCRA), 1976**, prohibits political parties from accepting contributions from foreign companies or companies in India controlled by foreign companies.
- **INC** and **BJP** are the only two political parties which have received foreign funding, i.e. funding from foreign sources. **INC** received a total of **Rs. 9.83 crores** and **BJP** received a total of **Rs. 19.42 crores** between FY 2003-04 and 2011-12.
- **Vedanta group is the top donor to both the parties with its subsidiary, Sterlite Industries** donating Rs 6 crores followed by Sesa Goa Ltd donating Rs 2.78 crores to INC, while the Public and Political Awareness Trust donated Rs 14.50 crores to BJP followed by Vedanta The Madras Aluminium Co. Ltd donating Rs 3.50 crores between FY 2003-04 and 2011-12.

### Recommendations of ADR

- The Supreme Court gave a judgment on September 13, 2013 declaring that no part of a candidate's affidavit should be left blank. Similarly, **no part of the Form 24A submitted by political parties providing details of donations above Rs 20,000 should be blank.**
- Full details of all **donors should be made available for public scrutiny under the RTI.** Some countries where this is done include Bhutan, Nepal, Germany, France, Italy, Brazil, Bulgaria, the US and Japan. In none of these countries is it possible for 75% of the source of funds to be unknown, but at present it is so in India.
- Details of donors who make **donations to the Electoral Trusts should be available in the public domain** for increasing transparency in funding of political parties
- According to the Finance Bill introduced in 2009, 95% of the income of Electoral Trusts should be donated to political parties. Details of **donations made by the electoral trusts to political parties has to be verified against the Income Tax Returns** submitted by the electoral trusts so as to determine whether 95% of the Trusts' income has been donated
- Political parties are not permitted to **accept contributions from foreign companies or companies controlled in India by foreign companies** but a total of Rs 29.26 crores was accepted by INC and BJP together between FY 2003-04 and 2011-12. ADR has filed a petition in the Delhi High Court to seek action against the two largest national parties, INC and BJP.
- Any party which does not submit its donation statement to the ECI on or before 31st Oct **should be heavily penalized** and its income should not be tax-exempted. Strict action must also be taken against parties which do not file their IT returns.
- **The National and other political parties must therefore provide all information on their finances under the Right to Information Act.** This will only strengthen political parties, elections and democracy.

## **Analysis of Income Tax Returns Filed and Donations Received by Political Parties – Between FY 2004-05 and 2011-12**

Political parties represent citizens of the country at various levels of the government, voice people's demands and needs in the administrative sphere, and therefore serve as the link between citizens and the government.

Political parties rely heavily on donations for fighting elections and running their daily affairs. They receive huge sums of money in the form of donations and contributions from corporate, trusts and individuals. Section 29C of the Representation of People Act, 1951 says that political parties are required to submit contribution details received in excess of Rs 20,000 from any person or a company. Named contributions seem to be very small i.e. single contributions above Rs 20,000 seem to be very few in numbers for all the parties.

In addition to this, the coupon system has been adopted by political parties for collecting funds by issuing of coupons in lieu of receipts to donors for cash contributions. Moreover, these are cash donations and it becomes all the more difficult to establish the identity of the donor. This implies that a lot of cash donations received remain unaccounted for in the books of accounts as only those amounts would be recorded for which a receipt has been issued.

Thus, it becomes all the more important to have a strict regulatory mechanism wherein political parties have to report the correct quantum and the source of donations received. Association for Democratic Reforms (ADR) had obtained copies of the IT Returns and Assessment Orders of various political parties through the filing of RTI applications.

### **Total income of political parties of India (Between FY 2004-05 and 2011-12)**

- The income of political parties between FY 2004-05 and FY 2011-12, as given below, shows an almost steady growth in the overall income of the parties.
- Amongst the national parties, the total income of INC went from Rs. 222.07 crores in FY 2004-05 to Rs. 356.28 crores in FY 2011-12 followed by BJP (Rs. 104.12 crores in FY 2004-05 to Rs. 309.45 crores in FY 2011-12).
- TDP showed a decrease in their total income from Rs. 742.87 lakhs in FY 2004-05 to Rs. 368.01 lakhs in FY 2011-12 and RJD's income decreased from Rs. 367.65 lakhs in FY 2004-05 to Rs 26.32 lakhs in FY 2011-12.
- RTIs have been filed by the Association for Democratic Reforms to obtain the IT returns of the regional parties, responses for which are awaited as have been highlighted in the table below.
- As the IT returns obtained from the Sikkim Democratic Front (SDF) were incomplete, data could not be provided.



Party	Between FY 2004-05 and FY 2011-12 (Rs. In Lakhs)								
	Income for FY 2004-05	Income for FY 2005-06	Income for FY 2006-07	Income for FY 2007-08	Income for FY 2008-09	Income for FY 2009-10	Income for FY 2010-11	Income for FY 2011-12	Total Income (Rs. In Lakhs)
Indian National Congress (INC)	22,207.45	12,492.97	16,937.07	22,082.67	49,687.62	46,757.87	30,708.87	35,628.43	Rs. 236,502.95 lakhs
Bharatiya Janata Party (BJP)	10,412.25	3,833.15	8,248.61	12,379.06	22,002.22	25,800.75	16,800.92	30,945.56	Rs. 130,422.52 lakhs
Bahujan Samaj Party (BSP)	518.86	1,173.70	4,588.67	7,092.36	18,202.27	5,697.64	11,570.34	901.14	Rs. 49,744.98 lakhs
Nationalist Congress Party (NCP)	1,209.94	737.12	1,579.40	1,738.70	4,001.17	4,484.76	2,330.59	4,082.04	Rs. 20,163.72 lakhs
Communist Party of India (CPI)	65.64	122.66	74.84	124.14	116.45	129.37	212.23	155.74	Rs. 1,001.07 lakhs
Communist Party of India (Marxist) (CPM)	3,987.79	4,159.84	6,340.18	5,969.95	6,283.43	7,328.15	7,657.00	10,384.65	Rs. 52,110.99 lakhs
<b>Total Income (Rs. In Lakhs)</b>	<b>Rs. 38,401.93 lakhs</b>	<b>Rs. 22,519.44 lakhs</b>	<b>Rs. 37,768.77 lakhs</b>	<b>Rs. 49,386.88 lakhs</b>	<b>Rs. 100,293.16 lakhs</b>	<b>Rs. 90,198.54 lakhs</b>	<b>Rs. 69,279.95 lakhs</b>	<b>Rs. 82,097.56 lakhs</b>	<b>Rs. 489,946.23 lakhs</b>

Regional Political Parties [FY 2004-05 to FY 2011-12] (Rs. In Lakhs)									
Party	Income for FY 2004-05	Income for FY 2005-06	Income for FY 2006-07	Income for FY 2007-08	Income for FY 2008-09	Income for FY 2009-10	Income for FY 2010-11	Income for FY 2011-12	Total Income (Rs. In Lakhs)
Samajwadi Party (SP)	2,853.88	4,835.03	8,704.82	3,229.66	3,899.74	2,810.43	1,521.22	5,287.65	Rs. 33,142.43 lakhs
All India Anna Dravida Munnetra Kazhagam (AIADMK)	117.59	1,295.38	640.05	299.51	1,250.21	974.24	1,420.35	2,198.39	Rs. 8,195.72 lakhs
Dravida Munnetra Kazhagam (DMK)	214.83	415.73	266.96	1,681.75	1,206.15	664.56	642.83	1,219.06	Rs. 6,311.87 lakhs
Telugu Desam Party (TDP)	742.87	219.25	892.44	498.87	1,230.08	1,192.04	615.07	368.01	Rs. 5,758.63 lakhs
Shiromani Akali Dal (SAD)	RTI response awaited	19.62	951.7	802.82	155.91	637.38	90.41	3076.15	Rs. 5,733.99 lakhs
Shiv Sena (SHS)	820.68	183.24	RTI response awaited		271.28	1,347.58	312.41	335.84	Rs. 3,271.03 lakhs
Janata Dal (United) (JDU)	50.95	133.84	54.51	21.84	931.47	1133.04	342.16	429.06	Rs. 3,096.87 lakhs

Party	Between FY 2004-05 and FY 2011-12 (Rs. In Lakhs)								
	Income for FY 2004-05	Income for FY 2005-06	Income for FY 2006-07	Income for FY 2007-08	Income for FY 2008-09	Income for FY 2009-10	Income for FY 2010-11	Income for FY 2011-12	Total Income (Rs. In Lakhs)
Marumalarchi Dravida Munnetra Kazhgam (MDMK) (Unrecognized party)	102.08	752.69	146.47	86.66	808.19	128.27	494.57	399.62	Rs. 2,918.55 lakhs
Jammu & Kashmir National Conference (J&K NC)	RTI response awaited		113.80	331.34	1,170.87	543.19	679.80	RTI response awaited	Rs. 2,839.00 lakhs
All India Trinamool Congress (AITC)	109.09	67.57	69.07	68.97	101.76	196.03	616.23	1,056.75	Rs. 2,285.47 lakhs
Rashtriya Janata Dal (RJD)	367.65	255.46	119.12	215.20	405.01	444.69	310.93	26.32	Rs. 2,144.38 lakhs
Desiya Murpokku Dravida Kazhagam (DMDK)	Founded in 2006	124.18	189.42	73.83	136.23	79.37	79.37	1,285.32	Rs. 1,967.72 lakhs
Maharashtra Nav Nirman Sena (MNS)	Founded in 2006		221.58	30.82	88.96	505.72	207.28	619.72	Rs. 1,674.08 lakhs
Rashtriya Lok Dal (RLD)	RTI response awaited		248.45	342.55	217.89	159.47	277.13	310.3	Rs. 1,555.79 lakhs
Telangana Rashtra Samiti (TRS)	16.16	41.78	36.96	87.51	183.6	296.96	374.19	95.77	Rs. 1,132.93 lakhs
Viduthalai Chiruthaigal Katchi (VCK) (Unrecognized party)	Founded in 2006	0.02	15.37	91.60	173.01	368.87	RTI response awaited		Rs. 648.87 lakhs
Lok Satta Party (LSP)	Founded in 2006		RTI response awaited				190.31	228.75	Rs. 419.06 lakhs
Jharkhand Vikas Morcha (Prajatantrik) (JVM-P)	Founded in 2007			45.95	72.32	124.48	94.24	68.35	Rs. 405.34 lakhs
Lok Janshakti Party (LJP)	No record with IT dept.		78.49	RTI Response awaited	64.9	94	139.85	0	Rs. 377.24 lakhs
All India United Democratic Front (AIUDF)	Formed in 2006	56.86	13.44	50.60	58.74	31.46	118.81	RTI response awaited	Rs. 329.91 lakhs
Janta Dal Secular (JDS)	No record with IT dept.			RTI response awaited	276.59	RTI response awaited		23.35	Rs. 299.94 lakhs

Party	Between FY 2004-05 and FY 2011-12 (Rs. In Lakhs)								
	Income for FY 2004-05	Income for FY 2005-06	Income for FY 2006-07	Income for FY 2007-08	Income for FY 2008-09	Income for FY 2009-10	Income for FY 2010-11	Income for FY 2011-12	Total Income (Rs. In Lakhs)
Indian National Lok Dal (INLD)	RTI Response awaited					251.56	RTI Response awaited		Rs. 251.56 lakhs
Bodoland Peoples Front (BPF)	Formed in 2008				68.86	15.66	117.50	28.59	Rs. 230.61 lakhs
Jammu & Kashmir Peoples Democratic Party (J&K PDP)	37.02	16.16	N.A.	28.81	41.71	34.18	27.51	15.33	Rs. 200.72 lakhs
All Jharkhand Students Union (AJSU Party)	IT Returns not filed by the party				11.32	54.18	45.16	79.32	Rs. 189.98 lakhs
Sikkim Democratic Front (SDF)	Incomplete ITR						92.55	64.43	Rs. 156.98 lakhs
All India Forward Block-(AIFB)	No record with IT dept.		21.35	20.00	23.35	34.12	17.24	28.69	Rs. 144.75 lakhs
Asom Gana Parishad (AGP)	3.27	4.30	4.42	3.18	6.31	11.05	50.24	20.54	Rs. 103.31 lakhs
Jharkhand Mukti Morcha (JMM)	RTI response awaited						31.66	60.27	Rs. 91.93 lakhs
Mizo National Front (MNF-ZNP)	14.09	14.25	15.00	5.80	6.32	RTI response awaited			Rs. 55.46 lakhs
Maharashtraadi Gomantak Party (MGP)	3.00	0.00	1.41	21.48	0.96	12.20	11.75	RTI response awaited	Rs. 50.80 lakhs
Haryana Janhit Congress (HJC-BL)	RTI response awaited						0.63	34.74	Rs. 35.37 lakhs
Biju Janta Dal (BJD)	RTI response awaited	14.84	Incomplete ITR			RTI response awaited	18.97	RTI response awaited	Rs. 33.81 lakhs
Revolutionary Socialist Party (RSP)	Incomplete ITR	5.54	7.37	Incomplete ITR	19.96	Incomplete ITR			Rs. 32.87 lakhs
Naga Peoples Front (NPF)	2.66	2.95	3.06	3.28	3.40	3.53	3.65	RTI response awaited	Rs. 22.53 lakhs
Bahujan Vikas Aaghadi (BVA)	Founded in 2007				RTI response awaited		13.17	2.87	Rs. 16.04 lakhs
Mizoram People's Conference (MPC)	1.14	1.30	2.69	3.38	1.99	1.47	1.72	RTI response awaited	Rs. 13.69 lakhs
Swabhiman Paksha (SWP)	Founded in 2008					4.83	1.23	4.05	Rs. 10.11 lakhs

Party	Between FY 2004-05 and FY 2011-12 (Rs. In Lakhs)								
	Income for FY 2004-05	Income for FY 2005-06	Income for FY 2006-07	Income for FY 2007-08	Income for FY 2008-09	Income for FY 2009-10	Income for FY 2010-11	Income for FY 2011-12	Total Income (Rs. In Lakhs)
Manipur State Congress Party (MSCP)	RTI response awaited							3.50	Rs. 3.50 lakhs
YSR Congress Party	Founded in 2011						1.38	Incomplete ITR	Rs. 1.38 lakhs
Manipur Peoples Party (MPP)	RTI response awaited								0
National People's Party (NPP)	IT Returns not filed between FY-2002-03 and 2012-13								0
Hill State People's Democratic Party (HSPDP)	IT Returns not filed between FY-2002-03 and 2012-13								0
United Democratic Party (UDP)	IT Returns not filed between FY-2002-03 and 2012-13								0
Janata Party	Incomplete ITR							Incomplete ITR	0
Jammu & Kashmir National Panthers Party (J&K NPP)	RTI response awaited								0
Pattali Makkal Katchi (PMK)	RTI response awaited								0
Peasants & Workers Party of India (PWPI)	RTI response awaited								0
People's Democratic Alliance (PDA)	RTI response awaited								0
Indian Union Muslim League (IUML)	RTI response awaited								0
Kerala Congress (M)	First appeal response awaited								0
All India N.R. Congress (AINRC)	RTI response awaited								0
<b>Total Income (Rs in lakhs)</b>	<b>Rs. 5,354.88 lakhs</b>	<b>Rs. 7,707.30 lakhs</b>	<b>Rs. 12,671.48 lakhs</b>	<b>Rs. 7,958.75 lakhs</b>	<b>Rs. 12,078.90 lakhs</b>	<b>Rs. 12,026.29 lakhs</b>	<b>Rs. 8,940.34 lakhs</b>	<b>Rs. 16,971.12 lakhs</b>	<b>Rs. 83,709.06 lakhs</b>

<b>Grand Total of Income (Rs in lakhs)</b>	<b>Rs. 43,756.81 lakhs</b>	<b>Rs. 30,226.74 lakhs</b>	<b>Rs. 50,440.25 lakhs</b>	<b>Rs. 57,345.63 lakhs</b>	<b>Rs. 1,12,372.06 lakhs</b>	<b>Rs. 1,02,224.83 lakhs</b>	<b>Rs. 78,220.29 lakhs</b>	<b>Rs. 99,068.68 lakhs</b>	<b>Rs. 5,73,655.29 lakhs</b>
--	----------------------------	----------------------------	----------------------------	----------------------------	------------------------------	------------------------------	----------------------------	----------------------------	------------------------------

Table: Total income declared by political parties in their ITR between FY 2004-05 and FY 2011-12

## Top three sources of income of parties between FY 2004-05 and FY 2011-12

### Summary

- From the table below, it can be noted that there is no standardization for declaring sources of income and hence no consistency in the parties' declaration of their sources of funds.
- Of the major sources of income, sale of coupons has been listed by most of the major political parties. Income for INC from the sale of coupons
- Sale of coupons amounted to Rs. 1,829.02 crores while NCP received Rs. 17,937.54 lakhs from the sale of coupons.
- Voluntary contributions and donations have been listed as the next major source of income by national and regional parties.

Party	Total Income (Rs. In Lakhs)	Between FY 2004-05 and 2011-12		% share of source from total income
		Top three sources of income	Amount (Rs. In Lakhs)	
Indian National Congress (INC)	Ra. 2,36,502.95 lakhs	By Collection from Sale of coupons	1,82,902.09	77.34%
		Donations	30,695.39	12.98%
		Interest on FDR	13,253.31	5.60%
Bharatiya Janata Party (BJP)	Rs. 1,30,422.23 lakhs	Voluntary contributions	1,09,598.57	84.03%
		Interest From Banks	9,082.15	6.96%
		Aajiwani Sahayog Nidhi	7,580.66	5.81%
Bahujan Samaj Party (BSP) [FY 2006-07 ITR not available]	Rs. 45,156.31 lakhs	Voluntary Contributions	30,731.00	68.05%
		Membership	9,621.80	21.31%
		Bank Interest	2,409.84	5.34%
Nationalist Congress Party (NCP)	Rs. 20,163.72 lakhs	Receipt From Sale Of Coupons	17,937.54	88.96%
		Donation	1,560.59	7.74%
		Membership, Subscription & Candidature	264.73	1.31%
Communist Party of India (Marxist) (CPM)	Rs. 52,110.99 lakhs	Voluntary contributions	22,795.66	43.74%
		Levy	19,862.86	38.12%
		Election Fund	4,834.75	9.28%
Communist Party of India (CPI)	Rs. 1,001.07 lakhs	Party Fund, Education Fund, Donation	525.52	52.50%
		By Interest Received	207.65	20.74%
		Membership Fee	137.47	13.73%
<b>Regional Political Parties</b>				
Samajwadi Party (SP)	Rs. 33,142.43 lakhs	Donation	23,470.12	70.82%
		Interest Recd. From Bank	6,754.29	20.38%
		Membership fees	2,834.25	8.55%
All India Anna Dravida Munnetra Kazhagam (AIADMK)	Rs. 8,195.72 lakhs	State Assembly & Local Body Election Nomination Fees	2,935.57	35.82%
		Sale of Application	1,622.48	19.80%
		Interest Receipts	1,189.80	14.52%

Party	Total Income (Rs. In Lakhs)	Between FY 2004-05 and 2011-12		% share of source from total income
		Top three sources of income	Amount (Rs. In Lakhs)	
Dravida Munnetra Kazhagam (DMK)	Rs. 6,311.87 lakhs	Net Surplus from specific funds	3,461.51	54.84%
		Interest on bank deposits	1,048.31	16.61%
		Membership fees collections	599.30	9.49%
Telugu Desam Party (TDP)	Rs. 5,758.63 lakhs	Voluntary Contributions received	3,257.31	56.56%
		Membership fee received	1,599.12	27.77%
		Interest on Deposits	890.01	15.46%
Shiromani Akali Dal (SAD)	Rs. 5,733.99 lakhs	Party Funds	3,800.80	66.29%
		Membership Fees & Donation	1,895.61	33.06%
		Bank Interest	36.85	0.64%
Shiv Sena (SHS)	Rs. 3,271.03 lakhs	Donation	2,142.42	65.50%
		Bank Interest	748.27	22.88%
		Other Income	379.27	11.59%
Janata Dal (United) (JDU)	Rs. 3,096.87 lakhs	Receipt from contribution Coupon sales & Membership fees	3,008.21	97.14%
		Interest from Bank	61.07	1.97%
		Sale of Publications	26.91	0.87%
Marumalarchi Dravida Munnetra Kazhgam (MDMK)	Rs. 2,918.55 lakhs	Party development & Election Fund	2,312.24	79.23%
		Interest received on FD	273.47	9.37%
		By subscription received	106.24	3.64%
Jammu & Kashmir National Conference (J&K NC)	Rs. 2,839.00 lakhs	By Special fund contributions	2,006.51	70.68%
		Fixed Deposits (Accrued)	210.70	7.42%
		By Membership fee	207.58	7.31%
All India Trinamool Congress (AITC)	Rs. 2,285.47 lakhs	Subscription, Collection & Contribution from Members	706.02	30.89%
		Donation	394.96	17.28%
		Sale of Painting	393.90	17.23%
Rashtriya Janata Dal (RJD)	Rs. 2,144.38 lakhs	Donations	1,305.7	60.89%
		Income from Chunav Kosh	293	13.66%
		Anudan Received	168.82	7.87%
Desiya Murpokku Dravida Kazhagam (DMDK)	Rs. 1,967.72 lakhs	MP, MLA, Local Body & Party Org. Election Nomination Fee	1,276.71	64.88%
		Contributions	347.85	17.68%
		Membership Fee Received	331.93	16.87%
Maharashtra Nav Nirman Sena (MNS)	Rs. 1,674.08 lakhs	By Donations Received	1,644.35	98.22%
		By Bank Interest	29.41	1.76%
		By Other Misc Receipts	0.28	0.02%
Rashtriya Lok Dal (RLD)	Rs. 1,555.79 lakhs	Other Income	503.68	32.37%
		Profit on sale of Fixed Assets	393.71	25.31%
		Profit on sale of other Investment	316.83	20.36%

Party	Total Income (Rs. In Lakhs)	Between FY 2004-05 and 2011-12		% share of source from total income
		Top three sources of income	Amount (Rs. In Lakhs)	
Telangana Rashtra Samiti (TRS)	Rs. 1,132.93 lakhs	Membership Fees & Donations	1,090.64	96.27%
		Members Cooli Pani	41.96	3.70%
		Bank Interest	0.29	0.03%
Viduthalai Chiruthaigal Katchi (VCK)	Rs. 648.87 lakhs	Voluntary Contributions	573.09	88.32%
		Subscriptions for Namadhu Tamil Nadu Mann	68.64	10.58%
		Interest Received	6.55	1.01%
Lok Satta Party (LSP)	Rs. 419.06 lakhs	Contributions	322.36	76.92%
		Other Income	49.27	11.76%
		Membership Fee	47.42	11.32%
Jharkhand Vikas Morcha (Prajatantrik) (JVM-P)	Rs. 405.34 lakhs	Sale of Coupons	368.09	90.81%
		Donation Receipt	36.00	8.88%
		Membership Fee	0.95	0.23%
Lok Janshakti Party (LJP)	Rs. 377.24 lakhs	Donation Received/Sale of Coupon Membership etc.	374.43	99.26%
		Gross Lose C/O	2.80	0.74%
All India United Democratic Front (AIUDF)	Rs. 329.91 lakhs	By Contribution Towards Party Fund	252.33	76.48%
		By Nomination Fees From Candidates (Panchayat Election Forms)	40.66	12.32%
		By Contribution from Panchayat Election Candidates	22.8	6.91%
Janta Dal Secular (JDS)	Rs. 299.94 lakhs	By Receipt from Contribution, Coupon sales, Membership Fees & sale of Membership books	292.38	97.48%
		By Rent Received	3.43	1.14%
		Party Organisation Election	2.26	0.75%
Indian National Lok Dal (INLD)	Rs. 251.56 lakhs	Membership Fee	204.27	81.20%
		Donation	45.45	18.07%
		Interest Received	1.76	0.70%
Bodoland Peoples Front (BPF)	Rs. 230.61 lakhs	Donation Received	191.06	82.85%
		Membership Fee Received	39.5	17.13%
		Interest received from SBI kokrajhar Branch	0.03	0.01%
Jammu & Kashmir Peoples Democratic Party (J&K PDP)	Rs. 200.72 lakhs	Memberships	117.97	58.77%
		Donations	82.10	40.90%
		Int. From Bank	0.59	0.29%
All Jharkhand Students Union (AJSU Party)	Rs. 189.98 lakhs	By Members Contributions & Subscription	179.48	94.47%
		Donation & Subscription	10.00	5.26%
		Bank Interest	0.48	0.25%
Sikkim Democratic Front (SDF)	Rs. 156.98 lakhs	Donation	99.51	63.39%

Party	Total Income (Rs. In Lakhs)	Between FY 2004-05 and 2011-12		% share of source from total income
		Top three sources of income	Amount (Rs. In Lakhs)	
		Membership Fees	57.47	36.61%
All India Forward Block-(AIFB)	Rs. 144.75 lakhs	Levy From MP's & CC Members, Memberships	60.15	41.55%
		Saving Bank	22.09	15.26%
		Contribution for 16th Party Congress	18.58	12.84%
Asom Gana Parishad (AGP)	Rs. 103.31 lakhs	By Donation & Subscription	79.34	76.80%
		Rent Received	22.31	21.60%
		Bank Interest FD+ SB	1.44	1.39%
Jharkhand Mukti Morcha (JMM)	Rs. 91.93 lakhs	Donation	68.99	75.05%
		Levi	11.38	12.38%
		Deligate Fee	5.97	6.49%
Mizo National Front (MNF-ZNP)	Rs. 55.46 lakhs	Contribution from( MNF, MNYF, MNWF, MNSF & Gen Hqrs.)	48.29	87.07%
		Monthly Contributions -	4.66	8.40%
		Miscellaneous Receipts	1.09	1.97%
Maharashtrawadi Gomantak Party (MGP)	Rs. 50.80 lakhs	To Donation	46.22	90.98%
		By Receipts	4.41	8.68%
		By Sale of Form	0.16	0.31%
Haryana Janhit Congress (HJC-BL)	Rs. 35.37 lakhs	By Voluntry Contribution	35.34	99.92%
		By Loss Trfd to Capital A/C	0.2	0.57%
Biju Janta Dal (BJD)	Rs. 33.81 lakhs	By Voluntary Contribution	27.88	82.46%
		By Membership Fees	5.91	17.48%
Revolutionary Socialist Party (RSP)	Rs. 32.87 lakhs	Subscription & Donation	11.6	35.29%
		Special Collection	11.41	34.71%
		Contribution From State Offices	7.48	22.76%
Naga Peoples Front (NPF)	Rs. 22.53 lakhs	Members Contributions	18.00	79.89%
		Donation from Well Wishers	4.49	19.93%
Bahujan Vikas Aaghadi-(BVA)	Rs. 16.04 lakhs	Donation	15.44	96.26%
		Membership Fees	0.6	3.74%
Mizoram People's Conference (MPC)	Rs. 13.69 lakhs	By Contribution from members	12.85	93.86%
		By Rent	0.8	5.84%
Swabhiman Paksha (SWP)	Rs. 10.11 lakhs	Direct Income- Paksh Nidhi	6.05	59.84%
		Indirect Incomes- Donation-Individual, Interest on Saving	4.05	40.06%
Manipur State Congress Party (MSCP)	Rs. 3.50 lakhs	By Received from Candidates	3.50	100%
YSR Congress Party	Rs. 1.38 lakhs	Donation	1.38	100%
		Interest Received	0	0%

Table: Top three sources of income of political parties in their ITR between FY 2004-05 and FY 2011-12



## Top three items of expenditure of political parties between FY 2004-05 and FY 2011-12

### Summary

- The maximum expenditure for INC has been towards election expenses (Rs. 1,168.71 crores) followed by aid to other expenses (Rs. 178.46 crores) and travelling & lodging (Rs. 152.76 crores).
- The maximum expenditure of BJP has been towards advertising & publicity (Rs. 428.53 crores) followed by travelling (Rs. 248.52 crores) and meetings (Rs. 132.87 crores).
- Purchase of immovable assets (Rs. 16,522.75 lakhs), publicity expenses (Rs. 3,706.60 lakhs) and expenses towards tours and travel (Rs. 1,609.47 lakhs) are the top three items of expenditure for the Bahujan Samaj Party between FY 2004-05 and 2011-12.
- It is seen from the percentage shares that INC has spent 57.28% on election expenses while BJP has spent 42.55% on advertising and publicity, BSP has spent 60.24% on purchase of immovable assets, while CPM spent 21.48% on salaries and allowances. NCP spent 51.54% on election expenses; CPI spent 25.71% on election & publicity.

Party	Total Expenditures (Rs. In Lakhs)	Between FY 2004-05 and 2011-12		% share of source from total expenditure
		Top three items of expenditure	Amount (Rs. In Lakhs)	
Indian National Congress (INC)	Rs. 2,04,030.31 lakhs	Election Expenses	1,16,871.45	57.28%
		Aid to Other Expenses	17,846.79	8.75%
		Travelling & Lodging	15,276.98	7.49%
Bharatiya Janata Party (BJP)	Rs. 1,00,709.25 lakhs	Advertising & Publicity	42,853.38	42.55%
		Travelling	24,852.71	24.68%
		Meeting	13,287.04	13.19%
Bahujan Samaj Party (BSP) [FY-2006-07 ITR not available]	Rs. 27,429.54 lakhs	Purchases of Immovable Assets	16,522.75	60.24%
		Publicity Expenses	3,706.60	13.51%
		Tours and Travels	1,609.47	5.87%
Nationalist Congress Party (NCP)	Rs. 19,384.40 lakhs	Election Expenses	9,990.28	51.54%
		Publicity Expenses	3,987.92	20.57%
		Tour & Travelling Expenses	1419.69	7.32%
Communist Party of India (Marxist) (CPM)	Rs. 36,379.76 lakhs	Salaries & Allowances	7,945.41	21.84%
		Relief & Donation	5,885.89	16.18%
		Meeting & Conference	729.30	2.00%
Communist Party of India (CPI)	Rs. 745.98 lakhs	Election & Publicity	191.78	25.71%
		Salaries & Allowances	164.76	22.09%
		Travelling & conveyance	63.96	8.57%
<b>Regional Political Parties</b>				
Samajwadi Party (SP)	Rs. 14,550.32 lakhs	Travelling & conveyance	7,019.88	48.25%
		Advertisement	4,273.96	29.37%
		Election Expenses	867.64	5.96%

Party	Total Expenditures (Rs. In Lakhs)	Between FY 2004-05 and 2011-12		% share of source from total expenditure
		Top three items of expenditure	Amount (Rs. In Lakhs)	
All India Anna Dravida Munnetra Kazhagam (AIADMK)	Rs. 7,227.18 lakhs	Advertisement & Publicity	4,172.16	57.73%
		Printing & Stationery	646.51	8.95%
		Donation	456.88	6.32%
Dravida Munnetra Kazhagam (DMK)	Rs. 3,907.00 lakhs	Party Development Expenses	869.47	22.25%
		Office Expenses	838.51	21.46%
		Depreciation (As fixed assets sch)	578.45	14.81%
Telugu Desam Party (TDP)	Rs. 6,150.27 lakhs	Publicity & Propaganda	1,874.18	30.47%
		Distt. & Mandal Party office Maintenance Exp.	1,065.96	17.33%
		Rent	657.20	10.69%
Shiromani Akali Dal (SAD)	Rs. 5,711.30 lakhs	Advertisement (Electronic, Print Media & Printing/Flex Boards)	4,378.82	76.67%
		Travelling & Conveyance	765.64	13.41%
		Depreciation	153.24	2.68%
Shiv Sena (SHS)	Rs. 2,928.05 lakhs	To Shivsena Central Office Expenditure	2,867.66	97.94%
		Shivsena Madat Nidhi Expenses	26.53	0.91%
		Shivalaya Expenses	20.44	0.70%
Janata Dal (United) (JDU)	Rs. 2,387.11 lakhs	Contribution to candidates/ Donation	686.06	28.74%
		Helicopter Hiring Charges	608.35	25.48%
		Advertisement	476.37	19.96%
Marumalarchi Dravida Munnetra Kazhgam (MDMK)	Rs. 2,109.23 lakhs	Party welfare expenses	660.15	31.30%
		Assembly election and travel expenses	229.75	10.89%
		Printing, stationery and paper charges	142	6.73%
Jammu & Kashmir National Conference (J&K NC)	Rs. 526.01 lakhs	To Publicity	199.08	37.85%
		Election Expenditure	178.41	33.92%
		To Salary	42.26	8.03%
All India Trinamool Congress (AITC)	Rs. 1,244.96 lakhs	Election Expenses	814.78	65.45%
		Printing Charges	139.91	11.24%
		Paper Purchases	107.07	8.60%
Rashtriya Janata Dal (RJD)	Rs. 2,068.4 lakhs	Advertisement / Website Expenses	548.61	26.52%
		Election Expenses	458.3	22.16%
		Travelling & Conveyance	432.32	20.90%
Desiya Murpokku Dravida Kazhagam (DMDK)	Rs. 1,402.84 lakhs	Advertisement & Publicity	420.32	29.96%
		Election Expenses-	289.90	20.67%
		Printing and Stationery	162.25	11.57%
		To Election campaign expenses	436.06	32.58%

Party	Total Expenditures (Rs. In Lakhs)	Between FY 2004-05 and 2011-12		% share of source from total expenditure
		Top three items of expenditure	Amount (Rs. In Lakhs)	
Maharashtra Nav Nirman Sena (MNS)	Rs. 1,338.50 lakhs	To Advertisement Expenses	265.52	19.84%
		To Legal Fees	146.34	10.93%
Rashtriya Lok Dal (RLD)	Rs. 583.59 lakhs	Other Expenses	294.63	50.49%
		Travelling Expenses	176.64	30.27%
		Advertisement	30.10	5.16%
Telangana Rashtra Samiti (TRS)	Rs. 1,057.07 lakhs	Election Campaigning Expenses and MLA Candidates Election Expenses	498.94	47.20%
		Public Meeting & Others Expenses	144.23	13.64%
		Donation	59.00	5.58%
Viduthalai Chiruthaigal Katchi (VCK)	Rs. 372.70 lakhs	Donation	103.7	27.82%
		Publicity Expenses	81.26	21.80%
		Relief Expenses	49.82	13.37%
Marumalarchi Dravida Munnetra Kazhgam (MDMK)	Rs. 101.91 lakhs	Leaders Travelling expenses	16.60	16.29%
		Committee meeting expenses	15.17	14.89%
		Salary, Wages	10.89	10.69%
Lok Satta Party (LSP)	Rs. 226.72 lakhs	Administration & Establishment Expenses	157.45	69.45%
		Promotion & Propagation Expenses	35.97	15.87%
		Election Campaigning Expenses- Tamilnadu Assembly & Etc Election	23.26	10.26%
Jharkhand Vikas Morcha (Prajatantrik) (JVM-P)	Rs. 341.36 lakhs	Helicopter Charges	86.16	25.24%
		Printing & Stationery	48.16	14.11%
		Election Expenses	47.07	13.79%
Lok Janshakti Party (LJP)	Rs. 406.85 lakhs	To Helicopter Hire Charge	256.45	63.03%
		Rally, Meetings Publicity & Adver	90.77	22.31%
		Depreciation	14.82	3.64%
All India United Democratic Front (AIUDF)	Rs. 209.57 lakhs	Public Relief Work Expenses	53.6	25.58%
		Helicopter Hiring Charges	51.85	24.74%
		Press & Publicity Exp.	18.93	9.03%
Janta Dal Secular (JDS)	Rs. 506.20 lakhs	Election expenses (Assembly & General Election Expenses)	358.6	70.84%
		Printing & Publication	73.95	14.61%
		Travelling Exps.	17.62	3.48%
Indian National Lok Dal (INLD)	Rs. 250.50 lakhs	Election Expenses	233.97	93.40%
		Office Expenses	5.11	2.04%
		Telephone Expenses	3.88	1.55%
Bodoland Peoples Front (BPF)	Rs. 180.17 lakhs	Election Charges	89.59	49.73%

Party	Total Expenditures (Rs. In Lakhs)	Between FY 2004-05 and 2011-12		% share of source from total expenditure
		Top three items of expenditure	Amount (Rs. In Lakhs)	
		Travelling Expenses	22.31	12.38%
		Amount paid to District Committee	21	11.66%
Jammu & Kashmir Peoples Democratic Party (J&K PDP)	Rs. 202.94 lakhs	Distt. Zonal and Halqas Expenses	57.18	28.18%
		Establishment	28.82	14.20%
		Election Expenses	25.64	12.63%
All Jharkhand Students Union (AJSU Party)	Rs. 173.97 lakhs	Programme & Activities Expenses	120.39	69.20%
		Printing, Publicity & Advertisement Expenses	33.72	19.38%
		Travelling & Conveyance	5.04	2.90%
Sikkim Democratic Front (SDF)	Rs. 110.25 lakhs	Administrative Expenses	74.04	67.16%
		Information Generation & Awareness Development Expenses	11.96	10.85%
		Cost of Calendar	11.23	10.19%
All India Forward Block-(AIFB)	Rs. 95.53 lakhs	Travelling & Conveyance	19.83	20.76%
		Expenses for Election of Different States & Functioning expenses	17.24	18.05%
		Allowance to Wholetimes	7.56	7.91%
Asom Gana Parishad (AGP)	Rs. 102.19 lakhs	Travelling Expenses	24.24	23.72%
		To Printing & Stationery	23.9	23.39%
		Salary	13.9	13.60%
Jharkhand Mukti Morcha (JMM)	Rs. 84.27 lakhs	Election Expenses Account	35	41.53%
		Rally & Meeting Exp	18.6	22.07%
		Salary & Wages	6.72	7.97%
Mizo National Front (MNF-ZNP)	Rs. 54.63 lakhs	Salary & Wages	18.16	33.24%
		Office Expenses	4.58	8.38%
		E/ Roll Duty	4.04	7.40%
Maharashtrawadi Gomantak Party (MGP)	Rs. 48.39 lakhs	To Election Expenses	33.80	69.85%
		Meeting & Function & Conference Expenses	5.73	11.84%
		Advertisement	2.87	5.93%
Haryana Janhit Congress (HJC-BL)	Rs. 15.13 lakhs	Voter Survey Expenses	6.61	43.69%
		To Advertisement Expenses	2.41	15.93%
		Travelling & Lodging	2.00	13.22%
Biju Janta Dal (BJD)	Rs. 39.55 lakhs	Meeting Expenses	13.75	34.77%
		Printing & Stationery	9.67	24.45%
		Salary	5.00	12.64%
Revolutionary Socialist Party (RSP)	Rs. 21.92 lakhs	Office Establishment	8.05	36.72%
		Conference & Meeting Expenses	7.08	32.30%

Party	Total Expenditures (Rs. In Lakhs)	Between FY 2004-05 and 2011-12		% share of source from total expenditure
		Top three items of expenditure	Amount (Rs. In Lakhs)	
		Grants to State Office	6.24	28.47%
Naga Peoples Front (NPF)	Rs. 21.92 lakhs	Meeting/ Seminar Expenses	6.81	31.07%
		Salaries	5.54	25.27%
		Rent	4.2	19.16%
Bahujan Vikas Aaghadi-(BVA)	Rs. 27.29 lakhs	Publicity Thorough Handbills Flexes/Printed Material Banner, Wall Hanging and Elect. Media	14.39	52.73%
		Other Exp., Stationery, Flags Whistles	8.30	30.41%
		Surplus carried over to Balance sheet	2.79	10.22%
Mizoram People's Conference (MPC)	Rs. 14.10 lakhs	Salary & Wages	5.49	38.94%
		Office Expenses	3.2	22.70%
		Meeting Expenses	1.94	13.76%
Swabhiman Paksha (SWP)	Rs. 9.68 lakhs	Election Expenses	4.17	43.08%
		Mandhan to Staff	1.20	12.40%
		Office Rent	0.74	7.64%
Manipur State Congress Party (MSCP)	Rs. 3.15 lakhs	To Travelling Expenses	0.7	22.22%
		To Advertisement Expenses	0.5	15.87%
		To Candidates Meeting Expenses	0.49	15.56%
YSR Congress Party	Rs. 0.21 lakhs	Party Registration	0.15	71%
		Audit Fees	0.05	24%

Table: Top three items of expenditure of political parties in their ITR between FY 2004-05 and FY 2011-12

## Share of donations and voluntary contributions received from total income of political parties (FY 2004-05 to 2011-12)

- Bahujan Samaj Party has declared that it did not receive any donations above Rs 20,000 between FY 2004-05 and 2011-12, though the party's total income in its ITR has been declared to be Rs 45,156.31 lakhs.
- Of the national parties, 52.50% of total Income for CPI has been received through donations while BJP's donations amount to 84.03% of its total income.
- AIADMK and DMK declared that they received no donations or voluntary contributions, whereas MSCP and YSR Congress declared that they received 100% of their respective incomes from donations.

Party	Between FY 2004-05 and 2011-12		
	Total Income (Rs. In Lakhs) (A)	Total Donations / Voluntary Contributions as per ITR (Rs. In Lakhs) (B)	% share of Donations from Total Income (=B/A*100)
Indian National Congress (INC)	2,36,502.95	30,695.39	12.98%
Bharatiya Janata Party (BJP)	1,30,422.52	1,09,598.57	84.03%
Bahujan Samaj Party (BSP)	45,156.31	30,731.00	68.05%
Nationalist Congress Party (NCP)	20,163.72	1,560.59	7.74%
Communist Party of India (Marxist) (CPM)	52,110.99	22,795.66	43.74%
Communist Party of India (CPI)	1,001.07	525.52	52.50%
<b>Regional Political Parties</b>			
Samajwadi Party (SP)	33,142.43	23470.12	70.82%
All India Anna Dravida Munnetra Kazhagam (AIADMK)	8,195.72	0	0%
Dravida Munnetra Kazhagam (DMK)	6,311.87	0	0%
Telugu Desam Party (TDP)	5,758.63	3257.31	56.56%
Shiromani Akali Dal (SAD)	5,733.99	1895.61	33.06%
Shiv Sena (SHS)	3,271.03	2142.42	65.50%
Janata Dal (United) (JDU)	3,096.87	3008.21	97.14%
Marumalarchi Dravida Munnetra Kazhgam (MDMK)	2,918.55	0	0.00%
Jammu & Kashmir National Conference (J&K NC)	2,839.00	2006.51	70.68%
All India Trinamool Congress (AITC)	2,285.47	394.96	17.28%
Rashtriya Janata Dal (RJD)	2,144.38	1305.7	60.89%
Desiya Murpokku Dravida Kazhagam (DMDK)	1,967.72	347.85	17.68%
Maharashtra Nav Nirman Sena (MNS)	1,674.08	1644.35	98.22%
Rashtriya Lok Dal (RLD)	1,555.79	73.77	4.74%
Telangana Rashtra Samiti (TRS)	1,132.93	1090.64	96.27%
Viduthalai Chiruthaigal Katchi- (VCK)	648.87	573.09	88.32%
Lok Satta Party (LSP)	419.06	322.36	76.92%
Jharkhand Vikas Morcha (Prajanantrik) (JVM-P)	405.34	36	8.88%
Lok Janshakti Party (LJP)	377.24	374.43	99.26%
All India United Democratic Front (AIUDF)	329.91	252.33	76.48%
Janta Dal Secular (JDS)	299.94	292.38	97.48%
Indian National Lok Dal (INLD)	251.56	45.45	18.07%
Bodoland Peoples Front (BPF)	230.61	191.06	82.85%
Jammu & Kashmir Peoples Democratic Party (J&K PDP)	200.72	82.1	40.90%
All Jharkhand Students Union (AJSU Party)	189.98	10	5.26%
Sikkim Democratic Front (SDF)	156.98	99.51	63.39%
All India Forward Block-(AIFB)	144.75	22.81	15.76%
Asom Gana Parishad (AGP)	103.31	79.34	76.80%
Jharkhand Mukti Morcha (JMM)	91.93	68.99	75.05%
Mizo National Front (MNF-ZNP)	55.46	48.29	87.07%

Party	Between FY 2004-05 and 2011-12		
	Total Income (Rs. In Lakhs) (A)	Total Donations / Voluntary Contributions as per ITR (Rs. In Lakhs) (B)	% share of Donations from Total Income (=B/A*100)
Maharashtrawadi Gomantak Party (MGP)	50.80	46.22	90.98%
Haryana Janhit Congress (HJC-BL)	35.37	35.34	99.92%
Biju Janta Dal (BJD)	33.81	27.88	82.46%
Revolutionary Socialist Party (RSP)	32.87	7.48	22.76%
Naga Peoples Front (NPF)	22.53	4.49	19.93%
Bahujan Vikas Aaghadi-(BVA)	16.04	15.44	96.26%
Mizoram People's Conference (MPC)	13.69	12.85	93.86%
Swabhiman Paksha (SWP)	10.11	4.05	40.06%
Manipur State Congress Party (MSCP)	3.50	3.5	100%
YSR Congress Party	1.38	1.38	100%

Table: Share of donations from total income of political parties

## Total number of named donors contributing to the political parties

The number of named donors (i.e. contributors who made donations above Rs. 20,000 which is to be mandatorily declared by political parties in their donations report) is remarkably low. The table below contains the total number of donors contributing to national and regional Parties between FY 2004-05 and FY 2011-12.

Party	FY 2004-05	FY 2005-06	FY 2006-07	FY 2007-08	FY 2008-09	FY 2009-10	FY 2010-11	FY 2011-12	Total Donors
<b>INC</b>	163	351	102	104	143	226	417	342	<b>1848</b>
<b>BJP</b>	308	119	107	197	181	279	502	1104	<b>2797</b>
<b>BSP</b>	<b>Did not receive any donation above Rs. 20,000, as per donations report</b>								
<b>NCP</b>	Not submitted to ECI	Not submitted to ECI	Not submitted to ECI	4	9	12	9	8	<b>42</b>
<b>CPI</b>	13	33	22	27	20	32	49	37	<b>233</b>
<b>CPM</b>	18	6	10	35	14	23	69	82	<b>257</b>
<b>Total</b>	<b>502</b>	<b>509</b>	<b>241</b>	<b>367</b>	<b>367</b>	<b>572</b>	<b>1046</b>	<b>1573</b>	<b>5177</b>
<b>Regional Political Parties</b>									
<b>SP</b>	6	1	10	3	157	8	Not submitted to ECI	12	<b>197</b>
<b>AIADMK</b>	23	1	1	1	3	1	5	2	<b>37</b>
<b>DMK</b>	Not Submitted to ECI	Not Submitted to ECI	0	0	3	19	319	7	<b>348</b>
<b>TDP</b>	14	6	12	49	7	26	30	26	<b>170</b>
<b>SAD</b>	Not Submitted to ECI	Not Submitted to ECI	Not Submitted to ECI	Not Submitted to ECI	7	10	0	80	<b>97</b>
<b>SHS</b>	22	10	5	13	10	18	6	6	<b>90</b>
<b>JDU</b>	10	3	1	1	11	6	6	223	<b>261</b>
<b>J&amp;K NC</b>	Not Submitted to ECI							0	<b>0</b>
<b>AITC</b>	Not submitted to ECI	Not submitted to ECI	Not submitted to ECI	Not submitted to ECI	Not submitted to ECI	4	Not submitted to ECI	3	<b>7</b>
<b>RJD</b>	Not submitted to ECI	Not submitted to ECI	Not submitted to ECI	Not submitted to ECI	1	7	2	0	<b>10</b>
<b>DMDK</b>	<b>Founded in 2006</b>	4	3	Not Submitted to ECI	35	0	0	5	<b>47</b>
<b>MNS</b>	<b>Founded in 2006</b>		Not submitted to ECI	Not submitted to ECI	14	61	10	13	<b>98</b>
<b>RLD</b>	Not submitted to ECI	Not submitted to ECI	Not submitted to ECI	Not submitted to ECI	66	15	Not submitted to ECI	39	<b>120</b>
<b>TRS</b>	Not submitted to ECI	Not submitted to ECI	Not submitted to ECI	Not submitted to ECI	Not submitted to ECI	Not submitted to ECI	26	5	<b>31</b>



Party	FY 2004-05	FY 2005-06	FY 2006-07	FY 2007-08	FY 2008-09	FY 2009-10	FY 2010-11	FY 2011-12	Total Donors
VCK	Founded in 2006	Not Submitted to ECI							0
MDMK	4	Not Submitted to ECI	5	Not Submitted to ECI	48	0	Not Submitted to ECI	20	77
LSP	Founded in 2006		33	70	Not Submitted to ECI	17	2	47	169
JVM-P	Founded in 2007			Nil	Not submitted to ECI	5	1	0	6
LJP	Not submitted to ECI	Not submitted to ECI	Not submitted to ECI	Not submitted to ECI	9	1	0	0	10
AIUDF	Founded in 2006	8	4	5	Not submitted to ECI	7	15	16	55
JDS	Not submitted to ECI	Not submitted to ECI	Not submitted to ECI	Not submitted to ECI	Not submitted to ECI	2	0	0	2
INLD	Not Submitted to ECI								0
BPF	Founded in 2008					Not submitted to ECI	7	0	7
J&K PDP	Not Submitted to ECI								0
AJSU Party	Not Submitted to ECI								0
SDF	Not submitted to ECI	Not submitted to ECI	Not submitted to ECI	Not submitted to ECI	0	82	2	5	89
AIFB	Not submitted to ECI							3	3
AGP	Not submitted to ECI	Not submitted to ECI	Not submitted to ECI	Not submitted to ECI	Not submitted to ECI	Not submitted to ECI	1	68	69
JMM	Not submitted to ECI	Not submitted to ECI	0	0	2	3	1	0	6
MNF-ZNP	Not submitted to ECI	Not submitted to ECI	Not submitted to ECI	Not submitted to ECI	4	4	5	6	19
MGP	Not submitted to ECI								0
HJC-BL	Not submitted to ECI	Not submitted to ECI	Not submitted to ECI	Not submitted to ECI	Not submitted to ECI	0	0	0	0
BJD	Not submitted to ECI	Not submitted to ECI	Not submitted to ECI	Not submitted to ECI	Not submitted to ECI	2	0	0	2
RSP	Not Submitted to ECI								0
NPF	Not Submitted to ECI								0
BVA	Founded in 2007					Not Submitted to ECI			
MPC	Not Submitted to ECI								0

Party	FY 2004-05	FY 2005-06	FY 2006-07	FY 2007-08	FY 2008-09	FY 2009-10	FY 2010-11	FY 2011-12	Total Donors
SWP	Founded in 2008					Not Submitted to ECI			0
MSCP	Not Submitted to ECI								0
YSR Congress Party	Founded in 2011						1	19	20
MPP	Not submitted to ECI	Not submitted to ECI	Not submitted to ECI	Not submitted to ECI	0	0	0	Not submitted to ECI	0
NPP	Not Submitted to ECI								0
HSPDP	Not Submitted to ECI								0
UDP	Not Submitted to ECI								0
Janata Party	Not Submitted to ECI								0
J&K NPP	Not Submitted to ECI								0
PMK	Not Submitted to ECI								0
PWPI	Not Submitted to ECI								0
PDA	Not Submitted to ECI								0
IUML	Not Submitted to ECI								0
Kerala Congress (M)	Not Submitted to ECI								0
AINRC	Not Submitted to ECI								0
<b>Total no. of donors</b>	<b>79</b>	<b>33</b>	<b>74</b>	<b>142</b>	<b>377</b>	<b>298</b>	<b>439</b>	<b>605</b>	<b>2,047</b>

Table: Number of donors who made contributions above Rs. 20,000

## Analysis of Voluntary Contributions received by Political Parties

Political parties rely heavily on donations for fighting elections and running their daily affairs. They receive huge sums of money in the form of donations and contributions from corporate, trusts and individuals.

Section 29C of the Representation of People Act, 1951 says that political parties are required to submit contribution details received in excess of Rs. 20,000 from any person or company. This section has been interpreted by political parties, to include every single donation made above Rs 20,000 by any person at one time. This section however, would also include in it multiple donations made by the same person, entity or company aggregating Rs 20,000 or above during the year.

In addition to this, the coupon system has been adopted by political parties for collecting funds by issuing of coupons in lieu of receipts to donors for cash contributions. Moreover, these are cash donations and it becomes all the more

difficult to establish the identity of the donor. This implies that a lot of cash donations received remain unaccounted for in the books of accounts as only those amounts would be recorded for which a receipt has been issued.

Thus it becomes all the more important to have a strict regulatory mechanism wherein political parties have to report the correct quantum and the source of donations received.

**Listed below are the donations received by political parties in excess of Rs. 20,000 between FY 2004-05 and 11-12.**

Party	FY 2004-05	FY 2005-06	FY 2006-07	FY 2007-08	FY 2008-09	FY 2009-10	FY 2010-11	FY 2011-12	Total Donation (In Rs.)
<b>INC</b>	320,555,643	59,212,492	121,273,513	78,873,451	279,018,460	840,521,238	80,205,884	95,910,664	<b>1,875,571,345</b>
<b>BJP</b>	339,521,289	36,156,111	29,550,672	249,623,653	306,057,231	823,220,133	146,253,279	334,194,113	<b>2,264,576,481</b>
<b>BSP</b>	<b>Did not receive any donation above Rs. 20,000, as per donations report</b>								
<b>NCP</b>	Not submitted to ECI			10,225,000	56,091,000	30,300,000	1,355,000	25,500,000	<b>123,471,000</b>
<b>CPI</b>	630,000	3,988,690	1,229,400	4,125,800	2,585,000	8,667,852	10,811,465	5,982,675	<b>38,020,882</b>
<b>CPM</b>	896,355	550,000	1,124,719	7,226,116	4,155,000	3,962,049	15,357,072	23,838,657	<b>57,109,968</b>
<b>Total</b>	<b>661,603,287</b>	<b>99,907,293</b>	<b>153,178,304</b>	<b>350,074,020</b>	<b>647,906,691</b>	<b>1,706,671,272</b>	<b>253,982,700</b>	<b>485,426,109</b>	<b>4,358,749,676</b>
<b>Regional Political Parties</b>									
<b>SP</b>	11,294,044	301,001	657,000	1,100,000	3,950,000	19,407,173	Not submitted to ECI	35,700,000	<b>72,409,218</b>
<b>AIAD MK</b>	575,000	550,000	1,000,000	108,000	2,108,000	504,000	25,219,000	6,206,000	<b>36,270,000</b>
<b>DMK</b>	Not Submitted to ECI	Not Submitted to ECI	0	0	16,500,000	49,474,347	48,603,561	31,645,380	<b>146,223,288</b>
<b>TDP</b>	15,347,692	675,005	1,825,004	6,189,121	15,486,947	59,603,371	7,264,116	2,101,232	<b>108,492,488</b>
<b>SAD</b>	Not submitted to ECI	Not submitted to ECI	Not submitted to ECI	Not submitted to ECI	6,843,475	12,495,000	Nil	31,949,000	<b>51,287,475</b>
<b>SHS</b>	40,940,000	595,000	207,000	4,335,000	7,598,000	73,936,000	12,644,000	5,762,000	<b>146,017,000</b>
<b>JDU</b>	3,170,890	470,000	50,000	2,100,000	45,400,000	9,554,831	8,090,000	17,794,967	<b>86,630,688</b>
<b>J&amp;K NC</b>	Not Submitted to ECI							Nil	<b>0</b>
<b>AITC</b>	Not submitted to ECI	Not submitted to ECI	Not submitted to ECI	Not submitted to ECI	Not submitted to ECI	205,000	Not submitted to ECI	1,261,556	<b>1,466,556</b>
<b>RJD</b>	Not submitted to ECI	Not submitted to ECI	Not submitted to ECI	Not submitted to ECI	10,000,000	39,413,235	3,000,000	Nil	<b>52,413,235</b>
<b>DMDK</b>	<b>Found 2006</b>	558,004	325,000	Not Submitted to ECI	1,650,450	Nil	Nil	3,550,000	<b>6,083,454</b>
<b>MNS</b>	<b>Founded in 2006</b>		Not submitted to ECI	Not submitted to ECI	8,646,590	49,569,832	19,082,000	60,552,000	<b>137,850,422</b>
<b>RLD</b>	Not submitted to ECI	Not submitted to ECI	Not submitted to ECI	Not submitted to ECI	8,632,500	9,188,190	Not submitted to ECI	6,937,000	<b>24,757,690</b>
<b>TRS</b>	Not submitted to ECI	Not submitted to ECI	Not submitted to ECI	Not submitted to ECI	Not submitted to ECI	Not submitted to ECI	8,760,000	626,116	<b>9,386,116</b>
<b>VCK</b>	<b>Founded in 2006</b>	Not Submitted to ECI							<b>0</b>

Party	FY 2004-05	FY 2005-06	FY 2006-07	FY 2007-08	FY 2008-09	FY 2009-10	FY 2010-11	FY 2011-12	Total Donation (In Rs.)
MDMK	410,000	Not Submitted to ECI	425,000	Not Submitted to ECI	2,540,000	0	Not Submitted to ECI	4,423,000	<b>7,798,000</b>
LSP	<b>Founded in 2006</b>		8,040,001	34,256,000	Not Submitted to ECI	2,532,000	300,000	12,355,528	<b>57,483,529</b>
JVM-P	<b>Formed in 2007</b>			Nil	Not submitted to ECI	3,100,890	500,000	Nil	<b>3,600,890</b>
LJP	Not submitted to ECI	Not submitted to ECI	Not submitted to ECI	Not submitted to ECI	2,614,000	5,000,000	Nil	Nil	<b>7,614,000</b>
AIUDF	<b>Founded in 2006</b>	105,000	60,000	2,173,000	Not submitted to ECI	2,630,000	7,050,000	560,000	<b>12,578,000</b>
JDS	Not submitted to ECI	Not submitted to ECI	Not submitted to ECI	Not submitted to ECI	Not submitted to ECI	11,000,000	Nil	Nil	<b>11,000,000</b>
INLD	Not Submitted to ECI								<b>0</b>
BPF	<b>Founded in 2008</b>				Not submitted to ECI	Not submitted to ECI	3,050,140	Nil	<b>3,050,140</b>
J&K PDP	Not Submitted to ECI								<b>0</b>
AJSU	Not Submitted to ECI								<b>0</b>
SDF	Not submitted to ECI	Not submitted to ECI	Not submitted to ECI	Not submitted to ECI	0	24,115,001	6,600,000	221,000	<b>30,936,001</b>
AIFB	Not submitted to ECI							120,000	<b>120,000</b>
AGP	Not submitted to ECI	Not submitted to ECI	Not submitted to ECI	Not submitted to ECI	Not submitted to ECI	Not submitted to ECI	1,000,000	1,020,000	<b>2,020,000</b>
JMM	Not submitted to ECI	Not submitted to ECI	Nil	Nil	1,000,000	1,500,000	200,000	Nil	<b>2,700,000</b>
MNF-ZNP	Not submitted to ECI	Not submitted to ECI	Not submitted to ECI	Not submitted to ECI	200,000	210,000	192,000	390,000	<b>992,000</b>
MGP	Not submitted to ECI								<b>0</b>
HJC-BL	Not submitted to ECI	Not submitted to ECI	Not submitted to ECI	Not submitted to ECI	Not submitted to ECI	Nil	Nil	Nil	<b>0</b>
BJD	Not submitted to ECI	Not submitted to ECI	Not submitted to ECI	Not submitted to ECI	Not submitted to ECI	50,000,000	Nil	Nil	<b>50,000,000</b>
RSP	Not submitted to ECI								<b>0</b>
NPF	Not submitted to ECI								<b>0</b>
BVA	<b>Founded in 2007</b>					Not Submitted to ECI			<b>0</b>
MPC	Not submitted to ECI								<b>0</b>
SWP	<b>Founded in 2008</b>				Not submitted to ECI				<b>0</b>
MSCP	Not submitted to ECI								<b>0</b>
YSR Congress	<b>Founded in 2011</b>						100,000	7,721,885	<b>7,821,885</b>

Party	FY 2004-05	FY 2005-06	FY 2006-07	FY 2007-08	FY 2008-09	FY 2009-10	FY 2010-11	FY 2011-12	Total Donation (In Rs.)
MPP	Not submitted to ECI	Not submitted to ECI	Not submitted to ECI	Not submitted to ECI	Nil	Nil	Nil	Not submitted to ECI	0
NPP	Not Submitted to ECI								0
HSPDP	Not Submitted to ECI								0
UDP	Not Submitted to ECI								0
Janata Party	Not Submitted to ECI								0
J&K NPP	Not Submitted to ECI								0
PMK	Not Submitted to ECI								0
PWPI	Not Submitted to ECI								0
PDA	Not Submitted to ECI								0
IUML	Not Submitted to ECI								0
Kerala Congress (M)	Not Submitted to ECI								0
AINRC	Not Submitted to ECI								0
<b>Total</b>	<b>71,737,626</b>	<b>3,254,010</b>	<b>12,589,005</b>	<b>50,261,121</b>	<b>133,169,962</b>	<b>423,438,870</b>	<b>151,654,817</b>	<b>230,896,664</b>	<b>1,077,002,075</b>
<b>Grand total</b>	<b>Rs 733,340,913</b>	<b>Rs 103,161,303</b>	<b>Rs 165,767,309</b>	<b>Rs 400,335,141</b>	<b>Rs 781,076,653</b>	<b>Rs 2,130,110,142</b>	<b>Rs 405,637,517</b>	<b>Rs 716,322,773</b>	<b>Rs 5,435,751,751</b>

Table: Total amount of donations above Rs. 20,000 received by political parties

## Top donors to political parties between FY 2004-05 and 2011-12

### Summary

- General Electoral Trust is a major donor to INC, contributing a total of Rs. 36.41 crores and Rs. 26.57 crores to BJP between FY 2004-05 and 2011-12.
- Other major donors include Torrent Power donating a total of Rs. 11.85 crores to INC, Rs. 13 crores to BJP and Rs. 1 crore to NCP.
- Southern Engineering Works is a major contributor to the INC, donating Rs. 2 crores and Rs. 25 lakhs to CPM.
- Videocon Industries has donated Rs. 6.25 crores to BJP, Rs 4.25 crores to INC, Rs 1 crore to NCP and Rs. 100 lakhs to JD (U) between FY 2004-05 and 2011-12.
- Shiv Sena has received Rs 200 lakhs from Wonderland Estate Developers Private Limited between FY 2004-05 and 2011-2012.

Party	Top Donors	Amount
INC	General Electoral Trust	Rs. 3641 lakhs
	Torrent Power Ltd	Rs. 1185 lakhs
	Bharti Electoral Trust	Rs. 1100 lakhs
BJP	General Electoral Trust	Rs. 2657 lakhs
	Torrent Power Ltd	Rs. 1300 lakhs
	Asianet V Holding Pvt Ltd	Rs. 1000 lakhs
BSP	<b>Party has declared that it received no donations above Rs. 20,000 between FY 2004-05 and 2011-12</b>	
NCP	Videocon Industries Ltd	Rs. 200 lakhs
	Ambuja Cement	100 lakhs
	Torrent Power	100 lakhs
CPI	State party election fund and membership	Rs. 99 lakhs
	A.B.Bardhan (Through collection)	Rs. 82 lakhs
	Aziz Pasha (Through collection)	Rs. 30 lakhs
CPM	SEW Infrastructure Ltd	Rs. 25 lakhs
	T.K.Rangarajan (MP)	Rs. 13 lakhs
	P.Rajiv (MP)	Rs. 13 lakhs
<b>Regional Political Parties</b>		
AIADMK	Anna Thozhir Sanga Perovval	Rs. 200 lakhs
	Thiru Saidai Duraisamy Avt,	Rs. 52 lakhs
	Dr. V. Nedumaran	Rs. 27 lakhs
DMK	Through Tirchy District Wing	Rs. 223.37 lakhs
	Ponagalur Palanisamy Secretary	Rs. 105 lakhs
	Through Tirupur District Wing-	Rs. 66.55 lakhs
DMDK	Tube Investments Of India Ltd	Rs. 25 lakhs
	Singhai Jinnah	Rs. 5 lakhs
	K. Pandiarajan MLA.	Rs. 4 lakhs
MDMK	S. Kanagaraj	Rs. 35 lakhs
	C. Sankaiah	Rs. 3.85 lakhs
	Thiagarajar Mills Ltd	Rs. 3.5 lakhs
JMM	General Electoral Trusts	Rs. 25 lakhs
	Mr. Akhil Akhtar	Rs. 2 lakhs
JVM-P	General Electoral Trust	Rs. 10 lakhs
	Sesa Goa	Rs. 10 lakhs
	Castrol Mining Pvt. Ltd.	Rs. 10 lakhs
RJD	General Electoral Trust	Rs. 200 lakhs
	Waluj Component	Rs. 100 lakhs
	Bharti Electoral Trust	Rs. 100 lakhs
JDU	Shashi Bhushan Saurabh	Rs. 104 lakhs
	Videocon Industries Ltd.	Rs. 100 lakhs

Party	Top Donors	Amount
	Bharti Electoral Trust	Rs. 100 lakhs
MNF-ZNP	Lalduhawma	Rs. 3.17 lakhs
	K. Liantlinga	Rs. 2.35 lakhs
	C. Lalbiakliana	Rs. 1.6 lakhs
AGP	Star Cement	Rs. 10 lakhs
	A.K. Hussain	Rs. 0.15 lakhs
	Ananda Rajbanshi	Rs. 0.15 lakhs
AIUDF	Badruddin Ajmal	Rs. 1.5 lakhs
	Sirajuddin Ajmal	Rs. 1.45 lakhs
	Abdus Salam	Rs. 1 lakh
SDF	Sikkim Distelleries Ltd	Rs. 51 lakhs
	Harish Aneja	Rs. 25 lakhs
	Jigme Tshering Bhutia	Rs. 15 lakhs
BPF	Maniram Brahma	Rs. 20 lakhs
	Tamir Brahma	Rs. 2.10 lakhs
	Rabiram Basumatary	Rs. 2.07 lakhs
AITC	Unit Construction	Rs. 11 lakhs
	Dr. B.B. Dutta	Rs. 1.11 lakhs
	Ramkrishna Dutta	Rs. 1 lakh
SP	Electoral Trust	Rs. 158.02 lakhs
	Sri Sudeep Sen	Rs. 150 lakhs
	General Electtoral Trust	Rs. 150 lakhs
BJD	Nitin Mathuria, Hon. Secretary General Electoral Trust	Rs. 500 lakhs
SAD	Ambuja Cement Ltd.	Rs. 75 lakhs
	Bharti Electoral Trust	Rs. 50 lakhs
	Trig Guardi Force Ltd	Rs. 21 lakhs
TDP	SEW Infrastructure Ltd	Rs. 125 lakhs
	Nippon Investment & Fin Co. Pvt. Ltd.	Rs. 100 lakhs
	Srinivasa Raju Chalapathi	Rs. 100 lakhs
Shivsena	General Electrol Turst	Rs. 200 lakhs
	Wonderland Estate Developers Private Limited	Rs. 200 lakhs
	Videocon International Ltd	Rs. 145 lakhs
JDS	Lakshmi Narashima Enterprises	Rs. 110 lakhs
LJP	Bharti Electoral Trust,	Rs. 50 lakhs
	Ali's Construction	Rs. 10 lakhs
	Golro Enterprises Pvt. Ltd.	Rs. 10 lakhs
MNS	Shri Sanjay Dattatray Kakade	Rs. 275 lakhs
	Wadhwa Residency Pvt, Ltd.	Rs. 150 lakhs
	Ecogreen enviro tech pvt ltd	Rs. 100 lakhs

Party	Top Donors	Amount
RLD	Public Meeting of Ch Ajith Singh	Rs. 50.23 lakhs
	Jayant Chaudhary	Rs. 31.08 lakhs
	Ashto Estate Pvt. Ltd.	Rs. 20 lakhs
TRS	Hetro durga ltd	Rs. 25 lakhs
	Iloc india pvt ltd	Rs. 25 lakhs
	Telangana publications pvt ltd	Rs. 12 lakhs
AIFB	Nara Hari Mahato- LS	Rs. 0.4 lakhs
	Nrpendra Nath Roy- LS	Rs. 0.4 lakhs
	Dr. Barun Mukhrji-RS	Rs. 0.4 lakhs
YSR Congress	Sri P. Venku Reddy	Rs. 25 lakhs
	Sri. M Rupananda Reddy	Rs. 16 lakhs
	Sri A. Varaprasad Reddy	Rs. 5 lakhs

**Table: Top donors to political parties between FY 2004-05 and 2011-2012**



## Foreign funding to political parties between FY 2003-04 and 2011-12

Under **Sections 3 & 4 of the Foreign Contributions (Regulation) Act (FCRA), 1976**, political parties are not permitted to accept contributions from foreign companies or companies in India controlled by foreign companies. Section 293A of Company Act, 1956 states that any company found to have made such a donation will be penalized three times the amount contributed to the party, along with imprisonment of the authorizing officer of up to 3 years.

### Indian National Congress:

S. No.	Name	Complete Address of the Contributing Person/Company	Total Donation	Amount of Contribution (In Rs.)	Mode of Contribution (Cheque/demand Draft/Cash)	Financial Year
1	Sterlite Industries India Ltd	Dhanraj Mahal 5 <sup>th</sup> Floor Csm Road Apollo Bunder Mumbai-39	<b>6,00,00,000</b>	1,00,00,000	Cheque No- 486677,dt-27.01.2005 HDFC Bank Ltd silvasa	2004-2005
		Business Square,C-Wing 2 <sup>nd</sup> Floor, Andheri-Kurla Road Chakala, Andheri (East) Mumbai-400093		5,00,00,000	Ch.No.091394/Dtd.02.04.2009 ICICI Bank, Mumbai	2009-2010
2	Sesa Goa Limited	Sesa Ghar, Pottl, Panaji, Goa	<b>2,78,50,000</b>	5,00,000	Cheque No 238460 Dtd. 31.05.2005 Canara Bank Panaji, Goa	2005-2006
		Sesa Ghor ,Panji Goa		12,50,000	Canara Bank Panaji Goa	2007-2008
		Sesa Ghor ,Panji Goa		15,00,000	Canara Bank Panaji Goa	2007-2008
		Sesa Ghar, 20 EDC Complex , Panjim, Goa-403001		30,00,000	Ch.No.548287/Dtd.15.04.2009 Canara Bank Panaji, Goa	2009-2010
		Sesa Ghar, Patto Panaji- GOA		2,00,00,000	RTGS, ICICI Bank, Panaji	2011-2012
		Sesa Ghar, Pottl, Panaji, Goa		2,00,000	Cheque No 913411 Dtd 20.02.2006 Canara Bank Mapusa, Goa	2005-2006
		Sesa Ghar Patto, Panaji Goa		2,00,000	Cheque Canara Bank Panaji	2006-2007
		Sesaghar Patto Panaji		5,00,000	Cheque HDFC bank panaji	2004-2005
		Sesa Ghar Patto Panaji		5,00,000	Cheque Canara bank panaji	2004-2005
		Sesa Ghar Patto Panaji		2,00,000	Cheque Canara bank panaji	2004-2005
3	Solaries Holdings Ltd.	First India Place, Tower C, Mehrauli-Gurgaon Road, Gurgaon, Haryana-122002	<b>1,00,00,000</b>	50,00,000	Ch.No.512059/Dtd.21.03.2009 Standard Chartered Bank, Narain Manzil, 23, Barakhamba Road, New Delhi-110001	2009-2010
		First India Place, Tower C, Mehrauli-Gurgaon Road, Gurgaon, Haryana-122002		50,00,000	Ch.No.512060/Dtd.21.03.2009 Standard Chartered Bank, Narain Manzil, 23, Barakhamba Road, New Delhi-110001	2009-2010
4	Hyatt regency	4/11 Shanti Niketan New Delhi	<b>5,00,000</b>	5,00,000	Cheque No- 046981,dt-04.05.2004 IDBI bank K.G. marg new delhi	2004-2005

**Table: Details of foreign funding to INC between 2003-04 and 2011-12**

**Bharatiya Janata Party:**

S. No.	Name	Complete Address of the Contributing Person/Company	Total Donation	Amount of Contribution (in Rs.)	Mode of Contribution (Cheque/demand Draft/Cash)	Financial Year
1	Public & Political Awareness Trust	1/1/2, Chnchpada, Silvasa	<b>14,50,00,000</b>	5,00,00,000	ch. 486377HDFC BANK,NEW DELHI	2003-2004
		1/1/2, Chinchpada, Silvasa-396230 (D & NG)		5,00,00,000	RTGS Through HDFC Bank	2011-2012
		Silvasa		2,00,00,000	486381 HDFC Bank New Delhi	2004-2005
		Silvasa		1,50,00,000	Ch.no. 486678,79, HDFC bank ltd silvasa	2004-2005
		Dadra & Nagar Haveli		50,00,000	Ch.no. 486378 HDFC bank silvasa	2004-2005
		Padra & Nagar Haveli		50,00,000	Ch.. 486376 HDFC BANK,SILVASA	2003-2004
2	Vedanta The Madras Aluminium Co Ltd		<b>3,50,00,000</b>	3,00,00,000	104791 ICICI Bank	2009-2010
				50,00,000	104792 ICICI Bank	2009-2010
3	Sesa Goa Limited	Sesa ghor 20 EDC complex patto	<b>1,41,50,000</b>	5,00,000	Cheque No. 362506, Canara Bank Panaji	2004-2005
		Sesa ghor 20 EDC complex patto		2,00,000	Cheque No. 364369, Canara Bank Panaji	2004-2005
		Sesa. Ghor 20 EDC Complex Pattc		5,00,000	238464 Canara Bank, Panaji	2005-2006
		SESA GOA LTD. SESA GHOR 20 EDC COMPLEX PATTO, PANAJI-GOA		2,00,000	CHEQUE NO. 913853 CANARA. BANK. PANAJI	2006-2007
		20 EDC Complex Panaji Goa		15,00,000	Cheque No.- 893723 Canara Bank Panaji	2007-2008
		20 EDC Complex Patto Panaji Goa		12,50,000	Chaque No 541344 Canara Bank Panaji	2007-2008
		20 E D Complex Patto Panji, Goa		50,00,000	202831 ICICI Bank	2009-2010
		P O BOX 125, SESA GHOR 20 EDC Complex Patto , Panji Goa – 403001		10,00,000	22753 ICICI Bank	2009-2010
				15,00,000	041450 ICCI Bank Ltd.Panji	2011-2012
P.O.Box 125 ,Sesa Ghor 20 EDC Complex Patto Panaji – Goa 403001	25,00,000	042277 ICICI Bank Ltd.	2011-2012			
4	DOW CHEMICAL INT, P. LTD.	CORPORATE PARK. UNIT NO 1, V.N. PURAV MARS MUMBAI	<b>1,00,000</b>	1,00,000	CHEQUE NO. 9189 CITY BANK. MUMBAI	2006-2007

**Table: Details of Foreign Funding of BJP between 2003-04 and 2011-12 from all over India**

## Conclusion

Association for Democratic Reforms (ADR) and National Election Watch (NEW) continue to demand increased transparency in the financial transactions of Political Parties. The accounts of all Political Parties must be extensively audited. As per the recommendations of The National Commission to Review the Working of the Constitution report submitted in March 2002 *“The political parties as well as individual candidates be made subject to a proper statutory audit of the amounts they spend. These accounts should be monitored through a system of checking and cross-checking through the income-tax returns filed by the candidates, parties and their well-wishers.”* This recommendation has also been cited by the Supreme Court in its order dated 13.03.2003, on Writ Petition (Civil) No. 515 of 2002 (Association for Democratic Reforms vs. Union of India and another)

Furthermore the Election Commission in their proposed electoral reforms (2004) has said *“The political parties must be required to publish their accounts (at least abridged version) annually for information and scrutiny of the general public and all concerned, for which purpose the maintenance of such accounts and their auditing to ensure their accuracy is a pre-requisite. The Commission reiterates these proposals with the modification that the auditing may be done by any firm of auditors approved by the Comptroller and Auditor General. The audited accounts should be available for information of the public.”*

There is a need for Political parties to have inner party democracy, transparency in their accounts and their funding, internal elections for office bearers etc. The Law Commission of India, National Commission for the Review of Working of Constitution and The Election Commission have recommended bringing in a law to this effect. Unfortunately, the law makers have refused to budge.

## Disclaimer

Source for the data used in the report is the Contribution Statement submitted by the political parties to the Election Commission of India which can be accessed from [http://eci.nic.in/eci\\_main1/PolPar/ContributionReports.aspx](http://eci.nic.in/eci_main1/PolPar/ContributionReports.aspx) and their IT Returns which can be accessed from [myneta.info/party](http://myneta.info/party)

## Contact Details

Media and Journalist Helpline  +91 80103 94248 Email: <a href="mailto:adr@adrindia.org">adr@adrindia.org</a>	Anil Verma National Election Watch, and Association for Democratic Reforms +91 11 4165 4200 +91 88264 79910 <a href="mailto:anilverma@adrindia.org">anilverma@adrindia.org</a>	Prof Jagdeep Chhokar IIM Ahmedabad Founder Member National Election Watch, Association for Democratic Reforms +91 99996 20944 <a href="mailto:jchhokar@gmail.com">jchhokar@gmail.com</a>	Prof Trilochan Sastry IIM Bangalore Founder Member, National Election Watch, Association for Democratic Reforms +91 94483 53285 <a href="mailto:trilochans@iimb.ernet.in">trilochans@iimb.ernet.in</a>
---	--	---	---

## Annexure – 1: Top 10 Donations to National Parties from all over India

This annexure lists the **top ten donors to national political parties between FY 2004-05 and 2011-12.**

[Bahujan Samaj Party is not included in this annexure, because their donations report declares no donors contributing over Rs. 20,000.]

### Indian National Congress:

Details of Top 10 Named Contributors Donating above Rs 20,000 to INC between FY 2004-05 & 2011-12 from all over India						
S. No	Name	Complete Address of the Contributing Person/Company	Total Donation	Amount of Contribution( Rs)	Mode of Contributions (Cheque/ Demand Draft/Cash)	Financial Year
1	General Electoral Trust	159 churchgate reclamation industry house Mumbai-20	<b>36,41,00,000 (~ Rs. 36.41 crores)</b>	100,000,000	Ch.no. 092942.dt-13.05.2004UCO bank church gate branch Mumbai	2004-2005
		B-4, Aditya Birla Centre, S.K Akhile Worli, Mumbai-400025		100,000,000	Cheque No 100141 Dtd. 09.05.2006HDFC Bank Aditya Birla Centre Woli,Mumbai-25	2006-2007
		B-4, Aditya Birla Center S.K. Ahire Marg Worli, Mumbai-400030		100,000,000	Ch.No.102752/Dtd.01.04.2009HDFC Bank, Mumbai	2009-2010
		B-4, Aditya Birla Center Worli, Mumbai-400030		25,000,000	By ChequeHDFC Bank Ltd. Worli Mumbai	2009-2010
		159 churchgate reclamation industry house Mumbai-20		10,000,000	Ch.no. 359344 To 359355UCO bank New Delhi	2004-2005
		B-4, Aditya Birla Centre		10,000,000	Ch.No.101926/dtd.23-12-2008, H.D.F.C. Bank, A.B Centre, S.K.Ahira Marg Worli, Mumbai	2008-2009
		S.K. Ahire Marg, Worli Mumbai		10,000,000	Ch.No.428407/Dtd.13.04.2009Punjab National Bank, New Delhi	2009-2010
		B-4, Aditya Birla Center S.K. Ahire Marg Worli, Mumbai-400030		2,500,000	chq.no 101230HDFC Bank LTD.	2007-2008
		B-4, Aditya Birla Center S.K. Ahire Marg Worli, Mumbai-400030		2,500,000	Ch. No.101887.Dated-02-04-2009HDFC Bank Ltd. Worli Mumbai	2009-2010
		B-4, Aditya Birla Center, Worli Mumbai-400030		2,000,000	Ch.No. 103170/Dated. 24.11.2009HDFC Bank Ltd. Aditya Birla Center, Worli Mumbai-400030	2009-2010
		159 churchgate reclamation industry house Mumbai-20		1,000,000	DD.no. UCO bank Bhopal	2004-2005
		159 churchgate reclamation industry house Mumbai-20		900,000	ch.no. 359237.dt-15.04.2004UCO bank Mumbai	2004-2005
		159 churchgate reclamation industry house Mumbai-20		200,000	ch.no. 359238,dt-15.04.2004UCO Bank Mumbai	2004-2005
		2		Torrent Power Limited		<b>11,85,00,000 (~ Rs. 11.85 crores)</b>
Torrent House, Off Ashram Road, Ahmedabad-380009	25,000,000		Ch.No.698478/Dtd.03.04.2009HDFC Bank, Ahmedabad, Gujrat-380009		2009-2010	
Torrent House, Office Ashram Road Ahmedabad	500,000		Ch. No 700731, Dated 28-07-2010HDFC Bank Ltd. Navrangpura Branch Ahmedabad		2010-2011	

**Details of Top 10 Named Contributors Donating above Rs 20,000 to INC between FY 2004-05 & 2011-12 from all over India**

S. No	Name	Complete Address of the Contributing Person/Company	Total Donation	Amount of Contribution( Rs)	Mode of Contributions (Cheque/ Demand Draft/Cash)	Financial Year
		Torrent House Ashram road Ahmdbd.Guj.		10,000,000	Ch.no696877HDFC Bank LTD.	2007-2008
		Torrent House Ashram road Ahmdbd.Guj		10,000,000	chq.no696955HDFC Bank LTD.	2007-2008
		Torent House off Ashram Road Ahmedabad		10,000,000	Ch. No.698481.Dated-06-04-2009HDFC Bank Ltd. Navrangpura Branch Ahmedabad	2009-2010
		Torent House off Ashram Road Ahmedabad		10,000,000	Ch. No.698552.Dated-27-04-2009HDFC Bank Ltd. Navrangpura Branch Ahmedabad	2009-2010
		Torrent House, Office Ashram Road Ahmedabad		10,000,000	Ch. No 700915, Date 28-09-2010HDFC Bank Ltd. Navrangpura Branch Ahmedabad	2010-2011
		Torrent House, Office Ashram Road Ahmedabad		10,000,000	Ch. No 700942, Dated07-10-2010HDFC Bank Ltd. Navrangpura Branch Ahmedabad	2010-2011
		Torent House off Ashram Road Ahmedabad		3,000,000	Ch. No.699023.Dated-01-09-2009HDFC Bank Ltd. Navrangpura Branch Ahmedabad	2009-2010
		Torent House off Ashram Road Ahmedabad		500,000	Ch. No.699713.Dated-12-10-2009HDFC Bank Ltd. Navrangpura Branch Ahmedabad	2009-2010
		Torrent House, Office Ashram Road Ahmedabad		2,500,000	Ch. No 701428, Dated 09-02-2011HDFC Bank Ltd. Navrangpura Branch Ahmedabad	2010-2011
		Torent House off Ashram Road Ahmedabad		2,000,000	Ch. No.699587.Dated-15-02-2009HDFC Bank Ltd. Navrangpura Branch Ahmedabad	2009-2010
3	Bharti Electoral Trust		<b>11,00,00,000 (~ Rs. 11 crores)</b>	100,000,000	Ch.No.008482/dtd.12-03-2009 Ch.No.008491/dtd.27-03-2009 HDFC Bank Ltd. G-3/4, Suryakiran 19,K.G.Marg,New	2008-2009
		H-5/12, Qutab Ambience, Mehrauli Road, New Delhi-110030		10,000,000	Ch.No.008478, Dtd.18-11-2008, HDFC Bank G-3/4,Suryakiran, K.G.Marg,New	2008-2009
4	Electoral Trust	Registration No.E-16518 52, Mittal Tower A Wing, Nariman Point Mumbai-400021	<b>9,96,83,194 (~ Rs. 9.96 crores)</b>	29,977,612	Ch.No.107092/Dtd.20.05.2009	2009-2010
		52 Mittal tower A-wing nariman point Mumbai-21		26,785,406	Ch.no. 107056,dt-10.06.2004ICICI Bank Ltd new Delhi	2004-2005
		52 Mittal tower A-wing nariman point Mumbai-21		16,484,507	Ch.no. 107052,dt-10.06.2004ICICI Bank Ltd new Delhi	2004-2005
		Registration No.E-16518 52, Mittal Tower A Wing, Nariman Point Mumbai-400021		16,231,343	Ch. No.107076/Dtd.25.04.2009ICICI Bank Limited, Mumbai Fort Branch Navasari Building, 240 D.N. Road, For Mumbai-400001	2009-2010
		Registration No.E-16518 52, Mittal Tower A Wing, Nariman Point Mumbai-400021		5,377,292	Ch.No.107083/Dtd.29.04.2009	2009-2010

**Details of Top 10 Named Contributors Donating above Rs 20,000 to INC between FY 2004-05 & 2011-12 from all over India**

S. No	Name	Complete Address of the Contributing Person/Company	Total Donation	Amount of Contribution( Rs)	Mode of Contributions (Cheque/ Demand Draft/Cash)	Financial Year
		Registration No.E-16518 52, Mittal Tower A Wing, Nariman Point Mumbai-400021		3,339,894	Ch.No.107088/Dtd.13.05.2009	2009-2010
		Registration No.E-16518 52, Mittal Tower A Wing, Nariman Point Mumbai-400021		1,487,140	Ch.No.107098/Dtd.04.06.2009	2009-2010
5	Sterlite Industries (India) Ltd.	Dhanraj mahal 5th floor csm road apollo bunder Mumbai-39	<b>6,00,00,000 (~ Rs. 6 crores)</b>	10,000,000	Ch.no. 486677,dt-27.01.2005HDFC Bank Ltd silvasa	2004-2005
		Business Square,C -Wing 2nd Floor, Andheri-Kurla Road Chakala, Andheri (East) Mumbai-400093		50,000,000	Ch.No.091394/Dtd.02.04.2009ICI CI Bank, Mumbai	2009-2010
6	Infrastructure Development & Consultant (I) (P) Ltd.	Mumbai	<b>5,50,00,000 (~ Rs. 5.50 crores)</b>	35,000,000	Ch. No.726638/dated 31.08.2009State Bank of Inida Government Colony, Bandra East Mumabi	2009-2010
		Mumbai		20,000,000	Ch. No.726719/dated 04.09.2009State Bank of Inida Government Colony, Bandra East Mumabi	2009-2010
7	ITC Limited	Virginia house 37 j.l. nehru road kolkatta-71	<b>4,95,00,000 (~ Rs. 4.95 crores)</b>	9,050,000	Ch.no. 427311,dt-27.05.2004HDFC bank ltd kolkata	2004-2005
		Virginia house 37 j.l. nehru road kolkatta-71		5,450,000	ch.no. 427010,dt-26.04.2004HDFC Bank Ltd kolkata	2004-2005
		Virginia House,37,J.L.Nehru Road, Kolkata-700071.		5,000,000	Cheque No.912696. Dated 24.10.2008. HDFC Bank Ltd.	2008-2009
		Thapar House, 2nd Floor 124-Janpath, New Delhi		5,000,000	CH No.-998775/ Dated-01-04-2010ABN- AMRO Bank, N.V.Azimganj House, 7-Cama Street, Kolkata	2010-2011
		Virginia House, 37, J.L. Nehru Road, Kolkata-700071		25,000,000	Ch.No.880767/Dtd.03.04.2009The Hongkong and Shanghai Banking Corporation Ltd. Kolkata	2009-2010
8	Videocon Industries Limited	4th Floor, Videocon House, B/H, Vraj House Swastic Cross Road, Off. C.G. Road, Navrangpura, Ahmedabad-09	<b>4,25,00,000 (~ Rs. 4.25 crores)</b>	2,500,000	Ch. No.029524.Dated-08-03-2010Bank of India, Baruch Branch, Bharuch	2009-2010
		Videocon Tower E-1JHndewalan Ex.N.Delhi		20,000,000	chq.no 496731The Bank of Rajsthan td.	2007-2008
		Videocon Towers Block E-1,Jhandewalan Extension,New Delhi		5,000,000	Cheque No.550415,Dated 20.10.2005Bank of Rajasthan Ltd,New Delhi	2005-2006
		Videocon Towers Block E-1,Jhandewalan Extension,New Delhi		5,000,000	Cheque No.550416,Dated 20.10.2005Bank of Rajasthan Ltd,New Delhi	2005-2006
		Videocon Towers Block E-1,Jhandewalan Extension,New Delhi		5,000,000	Cheque No.550417,Dated 20.10.2005Bank of Rajasthan Ltd,New Delhi	2005-2006
		Videocon Towers Block E-1,Jhandewalan Extension,New Delhi		5,000,000	Cheque No.550418,Dated 20.10.2005Bank of Rajasthan Ltd,New Delhi	2005-2006

Details of Top 10 Named Contributors Donating above Rs 20,000 to INC between FY 2004-05 & 2011-12 from all over India						
S. No	Name	Complete Address of the Contributing Person/Company	Total Donation	Amount of Contribution (Rs)	Mode of Contributions (Cheque/ Demand Draft/Cash)	Financial Year
9	Larsen & Toubro Ltd.	L & T House Narottam Morarji Marg Mumbai-400001	<b>3,25,00,000</b> (~ Rs. 3.25 crores)	22,500,000	Ch.No.016818/Dtd.30.03.2009 Standard Chartered Bank, Narain Manzil, 23, Barakhamba Road, New Delhi-110001	2009-2010
		Gulab bhawan 6 bahadur shah zafar marg P.O. box 7025 new Delhi		10,000,000	Ch.no. 907887, dt-05.05.2004 Standard & chartered bank new Delhi	2004-2005
10	Rohan Promoters & Developers	Pradeep Chambers 813, B.I. Road, Pune-411004	<b>3,00,00,000</b> (~ Rs. 3 crores)	30,000,000	Demand Draft Janata Sahakari Bank Ltd. Fort, Mumbai	2009-2010

Table: Top 10 named contributors donating above Rs 20,000 to INC between FY 2004-05 & 2011-12 from all over India

**Bharatiya Janata Party:**

Details of Top 10 Named Contributors Donating above Rs 20,000 to BJP between FY 2004-05 & 2011-12 from all over India						
S. No	Name	Complete Address of the Contributing Person/Company	Total Donation	Amount of Contribution (Rs)	Mode of Contributions (Cheque/ Demand Draft/Cash)	Financial Year
1	GENERAL ELECTORAL TRUST	B-4 Aditya Center s.k.Ahira marg Worli Mumbai -30	<b>26,57,00,000</b> (~ Rs. 26.57 crores)	50,000,000	101263 HDFC Bank	2007-2008
		B-4 ADITYA CENTRE S K AHIRE MARG WORLI MUMBAI- 400030		50,000,000	102755HDFC BANK	2009-2010
		Aditya Birla Centre S K Ahira Worli Mumbai		50,000,000	102753HDFC Bank	2009-2010
		B-4 ADITYA CENTRE S K AHIRE MARG WORLI MUMBAI- 400030		25,000,000	102275HDFC BANK	2009-2010
				10,000,000	Cheque No 101917 Date 19.12.2008 City Bank, Bhopal	2008-2009
				10,000,000	101851HDFC BANK	2009-2010
				10,000,000	101852HDFC BANK	2009-2010
		B-4 ADITYA CENTRE S K AHIRE MARG WORLI MUMBAI		10,000,000	101930HDFC Bank	2009-2010
				10,000,000	428406PNB	2009-2010
		B-4 Aditya Center s.k.Ahira marg Worli Mumbai -30		5,100,000	101229,HDFC BANK	2007-2008
		B-4, Aditya Bida Centre, S.K. Ahira, Worli Mumbai 400 030		5,000,000	428412 PNB, Nehru Place, ND.	2011-2012
		159, Churchgate Reclamation Industry House Mumbai – 20		4,500,000	359371-375 UCO Bank New Delhi	2004-2005
		159, Churchgate Reclamation Industry House Mumbai – 20		4,500,000	359366-370 UCO Bank. New Delhi	2004-2005
		159, Churchgate Reclamation Industry House Mumbai – 20		4,500,000	359361-365 UCO Bank. New Delhi	2004-2005

Details of Top 10 Named Contributors Donating above Rs 20,000 to BJP between FY 2004-05 & 2011-12 from all over India

S. No	Name	Complete Address of the Contributing Person/Company	Total Donation	Amount of Contribution (Rs)	Mode of Contributions (Cheque/ Demand Draft/Cash)	Financial Year
		159, Churchgate Reclamation Industry House Mumbai – 20		4,500,000	359356-360 UCO Bank New Delhi	2004-2005
		159, Churchgate Reclamation Industry House Mumbai – 20		2,000,000	359377-379 UCO Bank New Delhi	2004-2005
		159, churchgate reclamation industry house Mumbai		900,000	Ch.no. 359234, UCO bank Mumbai	2004-2005
		159, churchgate reclamation industry house Mumbai		900,000	ch.no. 359235, UCO bank Mumbai	2004-2005
		159, Churchgate reclamation industry house Mumbai-400020		500,000	Ch.no 359316 UCO bank Bangalore branch	2004-2005
		159-Church Gate. Mumbai-400020		500,000	Draft 360613	2005-2006
		159-Church Gate. Mumbai-400021		500,000	Draft 360664	2005-2006
		159-Church Gate. Mumbai-400022		500,000	Draft 360614	2005-2006
		159-Church Gate. Mumbai-400023		500,000	Draft 360758	2005-2006
		159-Church Gate. Mumbai-400024		500,000	Draft 360592	2005-2006
		159-Church Gate. Mumbai-400025		500,000	Draft 360615	2005-2006
		159-Church Gate. Mumbai-400026		500,000	Draft 360593	2005-2006
		159, Church Gate Reclamation Industry House Mumbai-400020		500,000	102789HDFC BANK	2009-2010
		159, Church Gate Reclamation Industry House Mumbai-400020		500,000	102791HDFC BANK	2009-2010
		159, church gate reclamation industry house Mumbai 400020		500,000	Ch.no.360613 UCO Bank Ranchi	2004-2005
		159, church gate reclamation industry house Mumbai 400020		500,000	Ch.no.360664 UCO bank Ranchi	2004-2005
		159, church gate reclamation industry house Mumbai 400020		500,000	Ch.no 360614 UCO bank Ranchi	2004-2005
		159, church gate reclamation industry house Mumbai 400020		500,000	Ch.no 360758 UCO bank Ranchi	2004-2005
		159, church gate reclamation industry house Mumbai 400020		500,000	Ch.no 360592, UCO bank Ranchi	2004-2005
		159, church gate reclamation industry house Mumbai 400020		500,000	Ch.no 360615 UCO bank Ranchi	2004-2005
		159, church gate reclamation industry house Mumbai 400020		500,000	Ch.no 360593 UCO bank Ranchi	2004-2005
		159 churchgate reclamation industry house Mumbai		300,000	Ch.no. 359236,UCO bank Mumbai	2004-2005
		2		Torrent Power Limited		13,00,00,000 (~ Rs. 13 crores)
Torrent House off Ashram Road-Ahmedabad	25,000,000		698476HDFC Bank		2009-2010	
Torrent House Off Ashram Road Ahmedabad	10,000,000		Cheque No 696876 HDFC Bank Ahmedabad		2007-2008	
Torrent House Opp Ashram Road Ahmedabad	10,000,000		Cheque No 696956 HDFC Bank Ahmedabad		2007-2008	



**Details of Top 10 Named Contributors Donating above Rs 20,000 to BJP between FY 2004-05 & 2011-12 from all over India**

S. No	Name	Complete Address of the Contributing Person/Company	Total Donation	Amount of Contribution (Rs)	Mode of Contributions (Cheque/ Demand Draft/Cash)	Financial Year
		Torrent House off Ashram Road- Ahmedabad		10,000,000	698482HDFC Bank	2009-2010
		Torrent House off Ashram Road- Ahmedabad		10,000,000	698553HDFC BANK	2009-2010
		Torrent House off Ashram Road- Ahmedabad		10,000,000	699068HDFC BANK	2009-2010
		Torrent House, Ashram Road Ahmedabad-09		10,000,000	700915HDFC BANK	2010-2011
		Torrent House, Office- Ashram Road, Ahmedabad		10,000,000	700941HDFC BANK	2010-2011
		Torrent House, Office- Ashram Road, Ahmedabad		10,000,000	700988HDFC BANK	2010-2011
3	Asianet V Holding Pvt. Ltd.	Jay Chambers Sarvice road, Mumbai	<b>10,00,00,000</b> (~ Rs. 10 crores)	50,000,000	630451Corporation Bank	2009-2010
		Jay Chambers Sarvice road, Mumbai		50,000,000	RTGSCorporation Bank	2009-2010
4	Public & Political Awareness Trust	1/1/2, Chinchpada, Sitvassa-396230 (D & NG)	<b>9,00,00,000</b> (~ Rs. 9 crores)	<b>50,000,000</b>	<b>RTGS Thru. HDFC Bank</b>	<b>2011-2012</b>
		Silvasa		20,000,000	486381 HDFC Bank New Delhi	2004-2005
		Silvasa		15,000,000	Ch.no. 486678,79, HDFC bank ltd silvasa	2004-2005
		Dadra & nagar haveli		5,000,000	Ch.no. 486378 HDFC bank silvasa	2004-2005
5	Electoral Trust	52 mittal tower A wing nariman point Mumbai	<b>6,82,49,457</b> (~ Rs. 6.82 crores)	26,787,324	UCO bank churchgate Mumbai	2004-2005
		Mittal Tower A Wing Nanman Point Mumbai-21		16,880,597	107093ICICI Bank	2009-2010
		Tower A Wing Nanman Point Mumbai-21		15,447,761	107077ICICI Bank	2009-2010
		Tower A Wing Nanman Point Mumbai-21		5,117,698	107084ICICI Bank	2009-2010
		Mittal Tower A Wing Nanman Point Mumbai-21		3,178,659	107089ICICI Bank	2009-2010
		Mittal Tower A Wing Nanman Point Mumbai-21		837,418	107099ICICI Bank	2009-2010
6	Videocon Industires Ltd	12 th floor vidiocn tower Jhandewalan Extn ND 55	<b>6,25,59,382</b> (~ Rs. 6.25 crores)	7,500,000	327375The Bank of Jharkhand	2009-2010
		2 <sup>nd</sup> Floor, Fort House, 221 D.N.Road, Fort, Mumbai – 400 001		29,691	Cheque No 620868 Date 13.05.2008The Federal Bank Ltd, Fort,	2008-2009
		2 <sup>nd</sup> Floor, Fort House 221 D.N. Road Fort, Mumbai 400 001.		29,691	Cheque No 0 03015 Date 06.01.2009The Federal Bank ltd	2008-2009
		4 <sup>TH</sup> FLOOR, VIDEOCON HOUSE. B/H. URJA SWASTIK CHAR RASTA AHMEDABAD-380009		20,000,000	Cheque No. 4374 Date State Bank of India	2008-2009
		Market Chambers, V Nariman Point, Mumbai-400025		10,000,000	43287Federal Bank	2009-2010
		P. O Box 38 Chavaj Bharuch 392002		25,000,000	Cheque No 994250 SBI Bharuch	2007-2008

**Details of Top 10 Named Contributors Donating above Rs 20,000 to BJP between FY 2004-05 & 2011-12 from all over India**

S. No	Name	Complete Address of the Contributing Person/Company	Total Donation	Amount of Contribution (Rs)	Mode of Contributions (Cheque/ Demand Draft/Cash)	Financial Year
7	Bharti Electoral Trust	Qutab Ambence H 5/12 Mehrauli Road	<b>6,10,00,000</b> (~ Rs. 6.10 crores)	1,000,000	8493HDFC Bank	2009-2010
		H-5/12, Qutab Ambience, Mehrauli Rd. New Delhi		10,000,000	Cheque No. 8477 Date 18.11.08 HDFC Bank, K.G. Marg	2008-2009
		H-5/12, Qutab Ambience, Mehrauli Rd. New Delhi		30,000,000	Cheque No. 8484 Date 12.03.2009HDFC	2008-2009
		H-5/12, Qutab Ambience, Mehrauli Rd. New Delhi		20,000,000	Cheque No. 8488 Date 27.03.2009HDFC	2008-2009
8	SHRI POPATBHAI UKABHAI VEKARIYA	SHITAL, ALAP HERITES AA/5,SATYSAI HEART HOSPITAL ROAD, KALAVAD ROAD, RAJKOT-360005	<b>5,00,00,000</b> (~ Rs. 5 crores)	50,000,000	Cheque No. 933283 Date 06.10.2008HDFC Bank	2008-2009
9	Sainath Enterprises	216, Shah & Nahar Industrial Estate, Dr. E. Moses Road, Morli Worli, Mumbai-400018	<b>4,96,00,000</b> (~ Rs. 4.96 crores)	3,000,000	822188 HDFC BANK CHRUHGATE MUMBAI-20	2010-2011
		216,shah &nahar Industrial Estate Dr.E.Moses Road Worli Mumbai		<b>5,000,000</b>	2910 Katak Mahindra Bank	<b>2011-2012</b>
		216,shah &nahar Industrial Estate Dr.E.Moses Road Worli Mumbai		<b>5,000,000</b>	3319Kotak Mahindra Bank Nariman Point -21	<b>2011-2012</b>
		216,shah &nahar Industrial Estate Dr.E.Moses Road Worli Mumbai		<b>5,000,000</b>	2349 Kotak Mahindra Bank	<b>2011-2012</b>
		216,shah &nahar Industrial Estate Dr.E.Moses Road Worli Mumbai		<b>5,000,000</b>	3658 Kotak Mahindra Bank Nariman Point -21	<b>2011-2012</b>
		216,shah &nahar Industrial Estate Dr.E.Moses Road Worli Mumbai		<b>3,000,000</b>	3254 Katak Mahindra Bank	<b>2011-2012</b>
		216,shah &nahar Industrial Estate Dr.E.Moses Road Worli Mumbai		<b>3,000,000</b>	2345 Kotak Mahindra Bank	<b>2011-2012</b>
		216,shah &nahar Industrial Estate Dr.E.Moses Road Worli Mumbai		<b>3,000,000</b>	2637 Kotak Mahindra Bank	<b>2011-2012</b>
		216,shah &nahar Industrial Estate Dr.E.Moses Road Worli Mumbai		<b>5,000,000</b>	RTGS Bank Of Mahrastra	<b>2011-2012</b>
		216, Shah & Nahar Industrial Estate,Dr. E. Moses Road, Worli,Worli, Mumbai 400 018		<b>3,000,000</b>	750 Kotak Mahindra Bank Nariman Point -21	<b>2011-2012</b>
		216, Shah & Nahar Industrial Estate,		<b>3,000,000</b>	1099 Kotak Mahindra Bank Nariman Point -21	<b>2011-2012</b>
		216, Shah & Nahar Industrial Estate,Dr. E. Moses Road, Worli,Worli, Mumbai 400 018		<b>300,000</b>	822388 HDFC churchgate Mumbai -20	<b>2011-2012</b>
		216, Shah & Nahar Industrial Estate,Dr. E. Moses Road, Worli,Worli, Mumbai 400 018		<b>3,000,000</b>	544 Kotak Mahindra Bank Nariman Point -21	<b>2011-2012</b>
		216, Shah & Nahar Industrial Estate,Dr. E. Moses Road, Worli,Worli, Mumbai 400 018		<b>300,000</b>	906472 HDFC Bank churchgate Mumbai -20	<b>2011-2012</b>

**Details of Top 10 Named Contributors Donating above Rs 20,000 to BJP between FY 2004-05 & 2011-12 from all over India**

S. No	Name	Complete Address of the Contributing Person/Company	Total Donation	Amount of Contribution (Rs)	Mode of Contributions (Cheque/ Demand Draft/Cash)	Financial Year
		216, Shah & Nahar Industrial Estate, Dr. E. Moses Road, Worli, Worli, Mumbai 400 018		<b>3,000,000</b>	820 Kotak Mahindra Bank Nariman Point -21	<b>2011-2012</b>
10	PUNJ LLOYD LTD.	Constitutional Area, Sector 32, Gurgaon 122001, Haryana	<b>4,60,00,000 (~ Rs. 4.60 crores)</b>	1,000,000	428244Indusind Bank	2009-2010
		Instutional area sector 32 Gurgaon-1220001		15,000,000	212872SBI	2009-2010
		17-18 Nehru Place, New Delhi 19		10,000,000	000710 Citi Bank New Delhi	2004-2005
		Punj Lloyd House 17-18 Nehru Place ND- 19		10,000,000	Cheque No 533630 DCB Ltd. New Delhi	2007-2008
		Punj Lloyd House 17-18 Nehru Place ND- 19		10,000,000	Cheque No 329279 SBI Overseas Branch New Delhi	2007-2008

**Table: Top 10 named contributors donating above Rs 20,000 to BJP between FY 2004-05 & 2011-12 from all over India**

**Nationalist Congress Party:**

**Details of Top 10 Named Contributors Donating above Rs 20,000 to NCP between FY 2004-05 & 2011-12 from all over India**

S. No	Name	Address of the Contributing Person/Company	Total Donation	Amount of Contribution (In Rs.)	Mode of the Contribution (Cheque/Demand Draft/Cash)	Financial year
1	Videocon Industries Limited	Fort House 2nd Floor, 221 Dr. D.N. Road Mumbai	<b>2,00,00,000 (~ Rs. 2 crores)</b>	10,000,000	Cheque No- 207760 Date- 10-01-2012, Drawn on The Fedreal Bank Limited Mumbai	<b>2011-2012</b>
		Fort House, 2nd Floor, 221 - Dr. D. N. Road Mumbai-400001		10,000,000	Cheque No 592174 Date 22.10. 2007 The Federal Bank Ltd. Fort Branch, Mumbai	2007-2008
2	Ambhuja Ciment Ltd.	106, Market Chambers-3, Narimon Point, Mumbai-21	<b>1,00,00,000 (~ Rs. 1 crore)</b>	10,000,000	RC. No. 4026	2008-2009
3	Hindustan Construction Company Limited	Hindcon House LBS Marg, Vikhroli West, Mumbai- 400 083	<b>1,00,00,000 (~ Rs. 1 crore)</b>	10,000,000	Ch. No.233778/Dated- 10.04.2009, ICICI BANK LTD, MUMBAI	2009-2010
4	Infina Finance Pvt. Ltd.	1st Floor, Navsari Ltd. D.N. Road Fort, Mumbai-400001	<b>1,00,00,000 (~ Rs. 1 crore)</b>	10,000,000	RC. No. 4031	2008-2009
5	Nippon Investment & Finance Co. Pvt. Ltd.		<b>1,00,00,000 (~ Rs. 1 crore)</b>	10,000,000	RC. No. 4030	2008-2009
6	Satya Electrol Trust	Aravali Crescent , 1 -Nelson Mandela Road, Vasant Kunj-II, New Delhi- 110070	<b>1,00,00,000 (~ Rs. 1 crore)</b>	10,000,000	DD.No.339647/Dated.28.04.2009 , HDFC Bank Kailash Bldg, New Delhi	2009-2010
7	Torrent Power Ltd.	Navrang Pura, Ahemadabad, Guarat- 380009	<b>1,00,00,000 (~ Rs. 1 crore)</b>	10,000,000	RC. No. 4028	2008-2009
8	Value Industries Ltd.		<b>1,00,00,000 (~Rs. 1 crore)</b>	10,000,000	RC. No. 4029	2008-2009

**Details of Top 10 Named Contributors Donating above Rs 20,000 to NCP between FY 2004-05 & 2011-12 from all over India**

S. No	Name	Address of the Contributing Person/Company	Total Donation	Amount of Contribution (In Rs.)	Mode of the Contribution (Cheque/Demand Draft/Cash)	Financial year
9	Vijay Associate (Wadhwa) Co. Pvt. Ltd.	C- 59 Platina, 3rd Floor, Bandra Kurla Compled, Mumbai- 400051	<b>1,00,00,000</b> (~ Rs. 1 crore)	10,000,000	Cheque No- 474028 Date 30-01-2012 Drawn on ICICI Bank, Bandra (W), Mumbai	2011-2012
10	Unichem Laboratories Ltd.	Mahalaxmi, Mumbai	<b>60,00,000</b> (~ Rs. 60 lakhs)	6,000,000	RC. No. 4027	2008-2009

**Table: Top 10 named contributors donating above Rs 20,000 to NCP between FY 2004-05 & 2011-12 from all over India**

**Communist Party of India:**

**Details of Top 10 Named Contributors Donating above Rs 20,000 to CPI between FY 2004-05 & 2011-12 from all over India**

S. No.	Name	Complete Address of the Contributing Person/Company	Total Donation	Amount of Contribution (in Rs.)	Mode of Contribution (Cheque/demand Draft/Cash)	Financial Year
1	Communist Party of India State Party-Election Fund & Membership	Bihar State Council, Ajoy Bhavan, Langartoli Patna- 800004	<b>99,18,660</b> (~ Rs. 99.18 lakhs)	50,000	<b>Demand Draft</b>	<b>2011-2012</b>
		Kerala State Council M.N. Smarakam Thycade , Thiruvnadapuram Kerala- 695014		100,000	Demand Draft	2010-2011
		Karnataka State Council Ghate Bhawan,G.D. Park Extn. Vayyalikawal, Bangalore		50,000	Demand Draft	2010-2011
		Goa State Council Velhas Building Opp. Municipal Garden Panjim Goa- 403001		25,000	Demand Draft	2010-2011
		Maharashtra State Council 314, Raj Bhavan S.V. Patel Road Mumbai- 400004		50,000	Demand Draft	2010-2011
		West Bengal State Council Bhupesh Bhavan 162, B. Acharya, J.C. Bali Road Kolkata-700014		100,000	Demand Draft	2010-2011
		Manipur State Council Irabat Bhawan Complex Bir Tikendrajit Road Imphal-795001		100,000	CASH	2010-2011
		Puducherry State Council V. Subbaiah Illam No-66, Cuddalore Road Puducherry-605004		25,000	Demand Draft	2010-2011
		MP State Council Shakir Sadan, Patel Nagar Labour Colony Bhopal- 61620001 MP		26,375	Demand Draft	2010-2011
		AP State Council Makdoom Bhawan Himayat Nagar Hyderabad-500029		10,000	CASH	2010-2011
Bihar State Council Ajoy Bhawan, Langartoli Patna-800004, Bihar	312,000	Demand Draft	2010-2011			

Details of Top 10 Named Contributors Donating above Rs 20,000 to CPI between FY 2004-05 & 2011-12 from all over India

S. No.	Name	Complete Address of the Contributing Person/Company	Total Donation	Amount of Contribution (in Rs.)	Mode of Contribution (Cheque/demand Draft/Cash)	Financial Year
		Bihar State Council Ajoy Bhawan, Langartoli Patna-800004, Bihar		68700	Demand Draft	2010-2011
		Assam State Council Rajgarh Road Guwahati -781003 (Assam)		36,830	Demand Draft	2010-2011
		Jharkhand State Council Eblert Ekka Chowk Ranchi - 834001		50,000	CASH	2010-2011
		Karnataka State Council Ghate Bhawan,G.D. Park Extn. Vayyalikawal, Bangalore-560003		30,300	Demand Draft	2010-2011
		Orissa State Council Bhagbati Bhawan 16, Ashok Nagar, Unit-II Bhubneshwar-751009		107,110	Demand Draft	2010-2011
		Maharashtra State Council 314, Raj Bhavan S.V. Patel Road Girgaon, Mumbai-400004		96,590	Demand Draft	2010-2011
		Manipur State Council Irabat Bhawan Complex Bir Tikendrajit Road Imphal-795001 (Manipur)		30,580	Demand Draft	2010-2011
		Manipur State Council Irabat Bhawan Complex Bir Tikendrajit Road Imphal-795001 (Manipur)		20,000	Demand Draft	2010-2011
		Kerala State Council M.N. Smarakam Thycade , Thiruvnadapuram Kerala-695014		529,285	Demand Draft	2010-2011
		Chhattisgarh State Council Sector-2, D-32, Debendra Nagar Raipur-492001		26,300	Demand Draft	2010-2011
		UP State Council 22, Kaisar Bagh Lucknow -226001		106,300	Demand Draft	2010-2011
		Punjab State Council Ajoy Bhawan, 345 Sector-21-A Chandigarh-160023		87,370	Demand Draft	2010-2011
		Rajasthan State Council Swami Kumaranand Bhawan Haltroi, Jaipur-302001		20,000	Demand Draft	2010-2011
		Tamil Nadu State Council No-48, 10th Avenue Ahok Nagar, Chennai-83		154,925	Cheque	2010-2011
		Assam State Council, Rajgarh Road Guwahati- 781003		37,400	<b>Demand Draft</b>	<b>2011-2012</b>
		Chhatisgarh State Council, D-32, 1st Floor, Sector-2, Debendra Nagar, Raipur- 492001		30,160	<b>Cash</b>	<b>2011-2012</b>
		Jharkhand State Council, Elbert Ekka Chowk Ranchi- 834001		63,490	<b>Cash</b>	<b>2011-2012</b>
		Karnataka State Council, Ghate Bhawan G.D. Park Extn. Vayyalikawal Bangalore- 560003		29,345	<b>Demand Draft</b>	<b>2011-2012</b>

**Details of Top 10 Named Contributors Donating above Rs 20,000 to CPI between FY 2004-05 & 2011-12 from all over India**

S. No.	Name	Complete Address of the Contributing Person/Company	Total Donation	Amount of Contribution (in Rs.)	Mode of Contribution (Cheque/demand Draft/Cash)	Financial Year
		Kerala State Council, M.N. Smarakam Thycaud Thiruvananthapuram Kerala- 695014		39,015	Bank Transfer	2011-2012
		Kerala State Council, M.N. Smarakam Thycaud Thiruvananthapuram Kerala- 695014		500,000	Cash	2011-2012
		Kerala State Council, M.N. Smarakam Thycaud Thiruvananthapuram Kerala- 695014		50,000	Demand Draft	2011-2012
		Kerala State Council, M.N. Smarakam Thycaud Thiruvananthapuram Kerala- 695014		50,000	Demand Draft	2011-2012
		Madhya Pradesh State Council, Sakir Sadan, Patel Nagar Labour Colony Nr. Bharat Talkies, Bhopal- 462001		36,540	Demand Draft	2011-2012
		Manipur State Council, Irabot Bhavan Complex Bir Tikendrajit Road Imphal- 795001		51,915	Demand Draft	2011-2012
		Manipur State Council, Irabot Bhavan Complex Bir Tikendrajit Road Imphal- 795001		90,700	Demand Draft	2011-2012
		Punjab State Party, Ajoy Bhavan, 345 Sector- 21A Chandigarh- 169023		50,000	Demand Draft	2011-2012
		Punjab State Party Ajoy Bhavan, 345 Sector- 21A Chandigarh- 169023		50,000	Demand Draft	2011-2012
		Punjab State Party Ajoy Bhavan, 345 Sector- 21A Chandigarh- 169023		90,000	Demand Draft	2011-2012
		Rajasthan State Council, Swami Kumaranand Bhavan Hatroi Road, BD. Shalimar Cinema Jaipur- 302001		25,000	Demand Draft	2011-2012
		Tripura State Council , Thekur Pally Road Krishna Nagar, P.O. Agarthala- 799001		20,000	Demand Draft	2011-2012
		Uttar Pradesh State Council, 22, Kaisar Bagh, Lucknow- 226001		111,390	Cheque	2011-2012
		West Bengal State Council, Bhupesh Bhavan- 162-B, Acharya, J.C. Bose Road Kolkata		375,040	Demand Draft	2011-2012
		West Bengal State Council, Bhupesh Bhavan- 162-B, Acharya, J.C. Bose Road Kolkata		100,000	Demand Draft	2011-2012
		T.N State Council ,Communist Party Of Inida Balan Illam, T. Nagar 19, Chevaliar Sivaji Ganesan Salai Chennai 600017		100,000	DD	2008-2009

Details of Top 10 Named Contributors Donating above Rs 20,000 to CPI between FY 2004-05 & 2011-12 from all over India

S. No.	Name	Complete Address of the Contributing Person/Company	Total Donation	Amount of Contribution (in Rs.)	Mode of Contribution (Cheque/demand Draft/Cash)	Financial Year
		W.B. State Council Communist Party of India, Bhupesh Bhavan 162-B, Acharya J.C. Bose Road Kolkatta-700014		300,000	Cheque	2009-2010
		Rajasthan State Council Communist Party of India , Swami Kumaranand Bhavan Hathroi Rd, Bh. Shalimar Cinema Jaipur-302001		21,000	Cheque	2009-2010
		Makhdoom Bhavan Himayat Nagar Hyderabad		500,000	Cash	2008-2009
		Mokhdoom Bhavan Himayat Nagar Hyderabad		200,000	D.D.	2007-2008
		Makhdoom Bhavan, Himayat Nagar, Hyderabad-500029		100,000	Cheque	2009-2010
				30,000	<b>Cheque</b>	<b>2011-2012</b>
		Kerala State Council CPI, M.N. Smarakam Thycaud Thiruvananthapuram Kerala-695014		500,000	Cheque	2009-2010
		Kerala State CPI , M.N Smarakam Thycaud Thiruvananthapuram		1,000,000	DD	2007-2008
		Kerala State CPI , M.N Smarakam Thycaud Thiruvananthapuram		500,000	DD	2008-2009
		Maharashtra State Council, CPI, 314 Raj Bhavan, S.V Patel Road Girgaon, Mumbai 400004		30,000	DD	2008-2009
		Maharashtra State Council Communist Party of India , 314, Raj Bhavan, S.V. Patel Road, Khetwadi 7th Lane Girgaon, Mumbai-400004		25,000	Cheque	2009-2010
		Goa State CPI, Velho's Building Panjim, Goa		25,000	Cash	2007-2008
		Goa State CPI, Velho's Building Panjim, Goa		25,000	DD	2007-2008
		Manipur State Council , Communist Party Of Inida Irabot Bhavan Complex Bir Tikendrajit Road Imphal 795001		100,000	DD	2008-2009
		A P State Council CPI Makhdoom Bhavan, Himayat Nagar, Hyderabad-500 029		2,000,000	Cheque	2009-2010
		M.P State CPI, Shakir Sadan Patel Nagr Labour Colony Bhopal (MP)		450,000	DD	2007-2008
2	A.B Bardhan	General Secretary CPI, Ajoy Bhavan 15, Indrajit Gupta Marg New Delhi -2	<b>82,65,400 (~ Rs. 82.65 lakhs)</b>	20,000	Cash	2004-2005
		General Secretary CPI, Ajoy Bhavan 15, Indrajit Gupta Marg New Delhi -2		20,000	Cash	2004-2005

**Details of Top 10 Named Contributors Donating above Rs 20,000 to CPI between FY 2004-05 & 2011-12 from all over India**

S. No.	Name	Complete Address of the Contributing Person/Company	Total Donation	Amount of Contribution (in Rs.)	Mode of Contribution (Cheque/demand Draft/Cash)	Financial Year
		General Secretary CPI, Ajoy Bhavan 15, Indrajit Gupta Marg New Delhi -2		20,000	Cash	2004-2005
		General Secretary CPI, Ajoy Bhavan 15, Indrajit Gupta Marg New Delhi -2		100,000	Cash	2004-2005
		General Secretary CPI, Ajoy Bhavan 15, Indrajit Gupta Marg New Delhi-2		495,600	Cash	2005-2006
		General Secretary CPI, Ajoy Bhavan 15, Indrajit Gupta Marg New Delhi-2		236,500	Cash	2005-2006
		General Secretary CPI, Ajoy Bhavan 15, Indrajit Gupta Marg New Delhi-2		175,300	Cash	2005-2006
		General Secretary CPI, Ajoy Bhavan, 15 Indrajit Gupta Marg		50,000	Cash	2006-2007
		General Secretary CPI, Ajoy Bhavan, 15 Indrajit Gupta Marg		20,000	Cheque	2006-2007
		General Secretary CPI, Ajoy Bhavan, 15 Indrajit Gupta Marg		200,000	Cash	2006-2007
		General Secretary CPI, Ajoy Bhavan, 15 Indrajit Gupta Marg		25,000	Cash	2006-2007
		General Secretary CPI, Ajoy Bhavan, 15 Indrajit Gupta Marg		25,000	Cheque	2006-2007
		General Secretary CPI, Ajoy Bhavan 15, Indrajit Gupta Marg		72,000	Cash	2007-2008
		General Secretary CPI, Ajoy Bhavan 15, Indrajit Gupta Marg		30,000	Cash	2007-2008
		General Secretary CPI, Ajoy Bhavan 15, Indrajit Gupta Marg		33,000	Cash	2007-2008
		General Secretary CPI, Ajoy Bhavan 15, Indrajit Gupta Marg		320,000	Cash	2007-2008
		General Secretary CPI, Ajoy Bhavan 15, Indrajit Gupta Marg		110,000	Cash	2007-2008
		General Secretary CPI, Ajoy Bhavan 15, Indrajit Gupta Marg		250,000	Cash	2007-2008
		15 Indrajit Gupta Marg New Delhi		60,000	Cheque	2008-2009
		15 Indrajit Gupta Marg New Delhi		130,000	Cash	2008-2009
		15, Indrajit Gupta Marg New Delhi		30,000	DD	2008-2009
		15 Kotla Marg New Delhi-2		550,000	Cash	2009-2010
		15 Kotla Marg New Delhi-2		50,000	Cash	2009-2010
		15 Kotla Marg New Delhi-2		200,000	Cash	2009-2010
		15 Kotla Marg New Delhi-2		201,000	Cash	2009-2010
		15 Kotla Marg New Delhi-2		50,000	Cheque	2009-2010
		Ajoy Bhavan, 15. Com. Indrajit Gupta Marg, New Delhi -2		200,000	CASH	2010-2011
		Ajoy Bhavan, 15. Com. Indrajit Gupta Marg, New Delhi -2		40,000	CASH	2010-2011



Details of Top 10 Named Contributors Donating above Rs 20,000 to CPI between FY 2004-05 & 2011-12 from all over India

S. No.	Name	Complete Address of the Contributing Person/Company	Total Donation	Amount of Contribution (in Rs.)	Mode of Contribution (Cheque/demand Draft/Cash)	Financial Year
		Ajoy Bhavan, 15. Com. Indrajit Gupta Marg, New Delhi -2		2,000,000	CASH	2010-2011
		Ajoy Bhavan 15 Com. Indrajit Gupta Marg New Delhi-2		2,042,000	<b>Cash- Collection</b>	<b>2011-2012</b>
		15 Kotla Marg New Delhi-2		510,000	Cash	2009-2010
3	Aziz Pasha	16B Ferozeshah Road New Delhi	<b>30,20,000</b> (~ Rs. 30.2 lakhs)	20,000	Cash	2007-2008
		16-B, Ferozeshah Road New Delhi-1		3,000,000	CASH	2010-2011
4	D. Raja	309 V.P. House Rafi Marg, New Delhi-1	<b>29,97,984</b> (Rs. 29.97 lakhs)	1,115,334	Cash	2009-2010
		309 V.P House New Delhi		300,000	DD	2005-2006
		309 V.P. House Rafi Marg, New Delhi-1		140,000	Cash	2009-2010
		309 V.P House Rafi Marg New Delhi 281 Kohat Enclave Pitampura		150,000	Cash	2006-2007
		309 V.P House New Delhi		452,100	Cash	2005-2006
		309 V.P House		210,000	Cash	2008-2009
		309, V.P. House, Rafi Marg New Delhi-1		80,000	CASH	2010-2011
		309, V.P. House, Rafi Marg New Delhi-1		300,000	CASH	2010-2011
		309 V.P House New Delhi		100,000	Cash	2005-2006
		309,V.P House Rafi Marg New Delhi		150,550	Cash	2007-2008
5	Gurudas Dasgupta	24 Canning Lane New Delhi	<b>17,50,000</b> (~ Rs. 17.5 lakhs)	25,000	Cash	2005-2006
		M.P 15, Canning Lane New Delhi		100,000	DD	2006-2007
		15 canning Lane New Delhi		25,000	Cash	2009-2010
		35-36, DDU Marg New Delhi-2		1,500,000	CASH	2010-2011
		35-36, DDU Marg New Delhi-2		100,000	CASH	2010-2011
6	S. Sudhakar Reddy	602, Swarna Jayanti Appts. New Delhi-110001	<b>17,42,000</b> (~ Rs. 17.42 lakhs)	25,000	CASH	2010-2011
		602, Swarna Jayanti Appts. New Delhi-110001		25,000	CASH	2010-2011
		602, Swarna Jayanti Appts. New Delhi-110001		25,000	CASH	2010-2011
		602, Swarna Jayanti Appts. New Delhi-110001		25,000	CASH	2010-2011
		602, Swarna Jayanti Appts. New Delhi-110001		25,000	CASH	2010-2011
		602, Swarna Jayanti Appts. New Delhi-110001		25,000	CASH	2010-2011
		602, Swarna Jayanti Appts. New Delhi-110001		25,000	CASH	2010-2011
		602, Swarna Jayanti Apts. New Delhi		1,050,000	<b>Cash- Collection</b>	<b>2011-2012</b>

**Details of Top 10 Named Contributors Donating above Rs 20,000 to CPI between FY 2004-05 & 2011-12 from all over India**

S. No.	Name	Complete Address of the Contributing Person/Company	Total Donation	Amount of Contribution (in Rs.)	Mode of Contribution (Cheque/demand Draft/Cash)	Financial Year
		602, Swarna Jayanti Apts. New Delhi		370,000	<b>Cheque</b>	<b>2011-2012</b>
		D/1, MS Flats, BKS Marg New Delhi		20,000	Cheque SBI	2005-2006
		DI MS Flats B.K.S Marg New Delhi		50,000	Cash	2004-2005
		D-1, M.S Flats BKS Marg, New Delhi-1		2,000	Cheque	2006-2007
		D-1, MS Flats, BKS Marg New Delhi		20,000	Cheque SBI N.D	2005-2006
		D-1, MS Flats, BKS Marg New Delhi		5,000	Cash	2005-2006
		D-1, MS Flats, BKS Marg New Delhi		50,000	Cash	2005-2006
7	C.H. Venkatachalam	8/63 Ganapathi Street Chennai-600 033	<b>10,00,000</b> (~ Rs. 10 lakhs)	1,000,000	Cheque	2009-2010
8	Kamal Bhagawati	C/o Ajit T. Pathak Rangadeep-20, Natraf Housing Society, Karvajagar Pune-411002	<b>9,00,000</b> (~ Rs. 9 lakhs)	900,000	Cheque	2010-2011
9	Amarjeet Kaur	281 Kohat Enclave Pitampura, Delhi-110034	<b>5,40,552</b> (~ Rs. 5.4 lakhs)	100,352	Cash	2009-2010
		281 Kohat Enclave Pitampura New Delhi- 100034		30,000	Cash	2004-2005
		281 Kohat Enclave Pitampura, Delhi-110034		180,000	Cash	2009-2010
		281 Rohtak Enclave Pitampura		105,200	Cash	2005-2006
		281, Kohat Enclave Pitampur, Delhi		125,000	Cash	2007-2008
10	Atul Kumar Anjaan	15, Indrajit Gupta Marg New Delhi	<b>4,70,000</b> (~Rs. 4.7 lakhs)	240,000	Cash	2007-2008
		15 Kotla Marg New Delhi-2		230,000	Cash	2009-2010

**Table: Top 10 named contributors donating above Rs 20,000 to CPI between FY 2004-05 & 2011-12 from all over India**

**Communist Party of India (Marxist):**

**Details of Top 10 Named Contributors Donating above Rs 20,000 to CPM between FY 2004-05 & 2011-12 from all over India**

S. No.	Name	Complete Address of the Contributing Person/Company	Total Donation	Amount of Contribution (in Rs.)	Mode of Contribution (Cheque/demand Draft/Cash)	Financial Year
1	Sew Infrastructure Ltd.	6-3-871, Green Land Road, Begampet, Hyderabad	<b>25,00,000</b> (~ Rs. 25 lakhs)	2,500,000	Cheque No.352593, Dated 21.03.2009 SBI Greater Kailash, New Delhi	2008-2009
2	T.K Rangarajan (MP)	518 V.P House New Delhi	<b>13,60,000</b> (~ Rs. 13.6 lakhs)	960,000	SBI Parliament House	2011-2012
		518 V.P. House New Delhi		400,000	Ch. No- 323521 & 323522/Dated-27-01-2011	2010-2011
3	P.Rajeev (MP)	223, V.P. House, New Delhi	<b>13,60,000</b> (~ Rs. 13.6 lakhs)	400,000	Ch. No- 754711/Dated-23-02-2011	2010-2011
		223, V.P House New Delhi		960,000	SBI Parliament House	2011-2012

**Details of Top 10 Named Contributors Donating above Rs 20,000 to CPM between FY 2004-05 & 2011-12 from all over India**

S. No	Name	Complete Address of the Contributing Person/Company	Total Donation	Amount of Contribution (in Rs.)	Mode of Contribution (Cheque/demand Draft/Cash)	Financial Year
4	P.R. Ranjan (MP)	415 V.P House New Delhi	<b>13,60,000</b> (~ Rs. 13.6 lakhs)	960,000	SBI Parliament House	2011-2012
		415, V.P. House New Delhi		400,000	Ch. No-955238/Dated-22-03-2011	2010-2011
5	P.R.Natarajan (MP)	319 V.P. House New Delhi	<b>13,60,000</b> (~ Rs. 13.6 lakhs)	400,000	Ch. No- 238559/Dated-21-01-2011	2010-2011
		319 V.P House New Delhi		960,000	SBI Parliament House	2011-2012
6	Bajuban Riyan (MP)	170, North Avenue New Delhi	<b>13,00,000</b> (~ Rs. 13 lakhs)	400,000	Ch. No- 176615/Dated-21-01-2011	2010-2011
		170 North Avenue New Delhi		900,000	SBI Parliament House	2011-2012
7	P. Karunakaram (MP)	14 North Avenue New Delhi	<b>13,00,000</b> (~ Rs. 13 lakhs)	900,000	SBI Parliament House	2011-2012
		41, North Avenue, New Delhi		400,000	Ch. No- 475470/Dated-24-02-2011	2010-2011
8	A. Sampath (MP)	305, V.P. House New Delhi	<b>13,00,000</b> (~ Rs. 13 lakhs)	400,000	Ch. No- 782911/Dated-23-02-2011	2010-2011
		305, V.P House New Delhi		900,000	SBI Parliament House	2011-2012
9	Khagan Das (MP)	90, North Avenue, New Delhi	<b>13,00,000</b> (~ Rs. 13 lakhs)	400,000	Ch. No- 165228/Dated-21-01-2011	2010-2011
		90 North Avenue New Delhi		900,000	SBI Parliament House	2011-2012
10	P.K Biju (MP)	209, V.P House New Delhi	<b>13,00,000</b> (~ Rs. 13 lakhs)	900,000	SBI Parliament House	2011-2012
		209, V.P. House ,New Delhi		400,000	Ch. No- 467887/Dated-24-02-2011	2010-2011

**Table: Top 10 named contributors donating above Rs 20,000 to CPM between FY 2004-05 & 2011-12 from all over India**

## Annexure 2: Top donors to regional parties [FY 2004-05 to 2011-12]

This annexure lists the top donors to regional political parties between FY 2004-05 and 2011-12.

### Asom Gana Parishad

AGP						
S. No.	Name	Complete Address of the Contributing Person / Company	Total Donation (In Rs.)	Amount of Contribution (In Rs.)	Mode of Contribution (Cheque/DD/Cash)	Financial Year
1	Star Cement	Magur Garden, 2nd Floor GS Road, Guwahati - 781005	<b>10,00,000</b>	10,00,000	Cheque No- 925926, SBI, GS Road, Branch Guwahati, Assam	2010-11
2	A.K. Hussain	Nalbari-1	<b>15,000</b>	15,000	Cash	2011-12
3	Ananda Rajbanshi	Nalbari-2	<b>15,000</b>	15,000	Cash	2011-12
4	Promod Deka	Nalbari-I	<b>15,000</b>	15,000	Cash	2011-12
5	Babul Medhi	Gurwahati-5	<b>15,000</b>	15,000	Cash	2011-12
6	M.H. Choudhury	Ghy-5	<b>15,000</b>	15,000	Cash	2011-12
7	Suren Deka	Ghy-3	<b>15,000</b>	15,000	Cash	2011-12
8	Moni Satnah	Ghy-24	<b>15,000</b>	15,000	Cash	2011-12
9	Mukul Bor	Ghy-1	<b>15,000</b>	15,000	Cash	2011-12
10	Dipak Das	Ghy-24	<b>15,000</b>	15,000	Cash	2011-12

Table: Top 10 named contributors donating above Rs 20,000 to AGP between FY 2004-05 & 2011-12 from all over India

### All India Anna Dravida Munnetra Kazhagam

AIADMK						
S. No.	Name	Complete Address of the Contributing Person / Company	Total Donation (In Rs.)	Amount of Contribution (In Rs.)	Mode of Contribution (Cheque/DD/Cash)	Financial Year
1	Anna Thozhir Sanga Perovval	226/275 Avvai Shanmugam Salai Royapetah Chennai	<b>2,00,07,000</b>	2,00,07,000	Ch.No. 967412	2010-11
2	Thiru Saidai Duraisamy Avt,	No.28 First Main Road C.I.D. Nagar Chennai- 600035	<b>52,00,000</b>	52,00,000	DD No. 477177	2011-12
3	Dr. V. Nedumaran	Nedumaron Street Janaki Nagar Valasaravakkam Chennai	<b>27,00,000</b>	27,00,000	Ch.No. 689652	2010-11
4	Thiru Valasai R. Chandrasekaran	Valasaivettikadu Village Illapur Anjal Thiruvallur	<b>10,08,000</b>	10,08,000	Cash	2010-11
5	Vee Yen Granites	<b>Not Given</b>	<b>10,08,000</b>	10,08,000	Cash	2008-09
6	Dharani Hi Tech Projects (P) ltd	No.28 Annavasal Street Mannargudi Tiruvorur- 614001	<b>10,06,000</b>	10,06,000	Ch.no. 927416	2011-12
7	G. Gopu (A) Raghuraman	Keelarunganantham Nellikuppam Post Pannruty Taluk Cuddalore East Dt.	<b>10,00,000</b>	10,00,000	Cash	2008-09

AIADMK						
S. No.	Name	Complete Address of the Contributing Person / Company	Total Donation (In Rs.)	Amount of Contribution (In Rs.)	Mode of Contribution (Cheque/DD/Cash)	Financial Year
8	Thiru R. Deivendron	Dr. Nateson Salai Plot No. C2 Ashok Nagar Chennai	10,00,000	10,00,000	Cash	2010-11
9	Raj Shree Sugar & Chemicals Limited	The Uffizi, 338, Avinashi, Road, Peelamadu, Coimbatore- 641004	10,00,000	10,00,000	Cheque No- 500845, SBI Dated 03-04-2006	2006-07
10	ITC Ltd.	74, Golf Links, New Delhi - 110003	5,50,000	5,50,000	Cheque No 902524	2005-06

Table: Top 10 named contributors donating above Rs 20,000 to AIADMK between FY 2004-05 & 2011-12 from all over India

### All India Forward Bloc

AIFB						
S. No.	Name	Complete Address of the Contributing Person / Company	Total Donations (In Rs.)	Amount of Contribution (In Rs.)	Mode of Contribution (Cheque/DD/Cash)	Financial Year
1	Nara Hari Mahato	Not Given	40,000	40,000	SBI Parliament Branch, New Delhi	2011-12
2	Nrpendra Nath Roy	Not Given	40,000	40,000	SBI Parliament Branch, New Delhi	2011-12
3	Dr. Barun Mukhrji	Not Given	40,000	40,000	SBI Parliament Branch, New Delhi	2011-12

Table: Top 3 named contributors donating above Rs 20,000 to AIFB between FY 2004-05 & 2011-12 from all over India

### All-India Trinamool Congress

AITC						
S. No.	Name	Complete Address of the Contributing Person / Company	Total Donation (In Rs.)	Amount of Contribution (In Rs.)	Mode of Contribution (Cheque/DD/Cash)	Financial Year
1	Unit Construction	Company Private Limited	11,00,000	11,00,000	By Cheque	2011-12
2	Dr. B.B. Dutta		1,11,555	1,11,555	By Cheque	2011-12
3	Ramkrishna Dutta	Raj Rajeshari Apts, Rajarhat Kolkata-136	1,00,000	1,00,000	Cheque no. 171862, SBI Kolkata	2009-10
4	Raj Kumar Datta		50,001	50,001	By Cheque	2011-12
5	Tatanagar Financial Service Ltd	109/38, Hazara Road, Kolkata-25	50,000	50,000	Cheque no. 104504.dt.08.05.2009, ICICI Behala	2009-10
6	Sk. Md. Rafiq	Sepaibazar Medinipur Dist Paschim Medinipur-721101	30,000	30,000	Cheque no.754278, SBI	2009-10
7	Aviation Industry	Employees Guild Mumbai-29	25,000	25,000	Cheque no.535924.dt.06.04.2009, SBI	2009-10

Table: Top 7 named contributors donating above Rs 20,000 to AIFB between FY 2004-05 & 2011-12 from all over India

**All India United Democratic Front**

AIUDF						
S. No.	Name	Complete Address of the Contributing Person/Company	Total Donation (Rs)	Amount of Contribution (in Rs.)	Mode of Contribution (Cheque/demand Draft/Cash)	Financial Year
1	Sukhbir Singh Sahani	A-1, Sindhi Niwas Sitaladevi Temple Road Mahim Mumbai-400016	<b>38,00,000</b>	20,00,000	Ch.no. 339317 Dt.14.03.2011, HDFC Bank Mahim (W) Branch	2010-11
		A-1, Sindhi Niwas Sitaladevi Temple Road Mahim Mumbai-400016		8,00,000	Ch.no. 339324.dt. 14.03.2011, HDFC Bank Mahim (W) Branch	2010-11
		A-1, sindhi Niwas Sitaladevi Temple Road Mahim Mumbai-400016		10,00,000	Bank Tfd ref No. R.Barbh092948792 Dt.21.10.2009 Bank Of Baroda MSA Br. Mumbai	2009-10
2	GPS & Associates	Chartered Accountants A-1, sindhi Niwas Sitaladevi Temple Road Mahim Mumbai-400016	<b>36,00,000</b>	11,00,000	DD.No. 572847.Dt. 24.10.2007, Union Bank Of India West Br. Mumbai	2007-08
		Chartered Accountants A-1 sindhi Niwas Sitaladevi Temple Road Mahim Mumbai-400016		15,00,000	Ch.No. 045936.dt. 16.04.2009 UBI N.D., Ch.No. 052592.dt.21.04.2009, Union Bank Of India Mahim (W) Br. Mumbai	2009-10
		A-1, Sindhi Niwas Sitaladevi Temple Road Mahim Mumbai-400016		10,00,000	Ch.no. 168776, dt. 14.03.2011, Union Bank Of India Mahim (W) Branch	2010-11
3	IBC Knowledge Park Private Ltd	Diamond District Penthouse (B9) Corporate Tower B-150, Old Airport	<b>20,00,000</b>	20,00,000	Ch.no. 222937.dt, 07.03.2011, Jammu & Kashmir Bank A/C no, 259	2010-11
4	M-3 Media Pvt. Ltd.	M-7, Dr. Lane Gole Market N.Delhi	<b>10,00,000</b>	10,00,000	Ch.No. 907224.Dt.17.01.2008. Canara Bank New Delhi	2007-08
5	Anju Kaur Sahani	101 Mangal Bhandar,13 Road TPS-III Kher (West) Mumbai-400052	<b>8,00,000</b>	8,00,000	Ch.no. 601579.dt. 14.03.2011, HDFC Bank Palli Hill Branch	2010-11
6	Badruddin Ajmal	Village Gopal Nagar P.O. Hojai Dist Nagaon Assam-782435	<b>1,50,000</b>	30,000	Ch.no. 667512.dt.13.12.2011, IDBI	2011-12
		Village Gopal Nagar P.O. Hojai Dist Nagaon Assam-782435		10,000	Ch.no. 000748, dt.16.03.2012, IDBI	2011-12
		Village Gopal Nagar P.O. Hojai Dist Nagaon Assam-782435		25,000	Cash	2010-11

AIUDF						
S. No.	Name	Complete Address of the Contributing Person/Company	Total Donation (Rs)	Amount of Contribution (in Rs.)	Mode of Contribution (Cheque/demand Draft/Cash)	Financial Year
		Vill Gopal Nagar P.O. Hojai -782435 Dist Nagaoa Assam		25,000	Ch.No. 410377.Dt. 23.10.2007, SBI Disapur Br. Guwahati	2007-08
		Village Gopal Nagar Post Office Hojai Dist Nagaon Assam		15,000	Cash	2006-07
		Village Gopal Nagar Post Office Hojai Dist Nagaon Assam		15,000	Cash	2006-07
		Village Gopal Nagar, Post Office, Hojai, Dist Nagaon, Assam		15,000	Cash	2005-06
		Village Gopal Nagar, Post Office, Hojai, Dist Nagaon, Assam		15,000	DD No 620579 U.B.I Hojai Br	2005-06
7	Sirajuddin Ajaml	Vill Gopal Nagar P.O. Hojai-782435, Dist Nagaon Assam	<b>1,45,000</b>	25,000	Ch.No. 742668.dt.28.03.2010, SBI Dispur Br. Guwahati	2009-10
		Vill Gopal Nagar P.O. Hojai -782435 Dist Nagaoa Assam		25,000	Ch.No. 165859.Dt.22.10.2007. SBI Disapur Br. Guwahati	2007-08
		Village Gopal Nagar P.O. Hojai Dist Nagaon Assam-782435		30,000	Ch.no. 659939.dt.13.12.2011, IDBI	2011-12
		Village Gopal Nagar P.O. Hojai Dist Nagaon Assam-782435		10,000	Ch.no. 654028.dt.16.03.2012, IDBI	2011-12
		Village Gopal Nagar P.O. Hojai Dist Nagaon Assam-782435		25,000	Ch.no. 742672.dt.18.03.2011, SBI Dispur Branch	2010-11
		Village Gopal Nagar Post Office Hojai Dist Nagaon Assam		15,000	Cash	2006-07
		Village Gopal Nagar Post Office Hojai Dist Nagaon Assam		15,000	Cash	2006-07
8	Abdus Salam	Village & P.O. Rupahi Dist Nagaon Assam	<b>1,00,000</b>	1,00,000	Ch.no. 337859, dt. 28.12.2010, Canara Bank Udanari Branch	2010-11
9	Mizanur Rahman	Village Bhakuwamari P.O. Dhekiajili Dist Sonitpur Assam	<b>1,00,000</b>	1,00,000	Ch.no, 286850.dt. 09.02.2011, SBI Dhekijuli Branch	2010-11
10	A Latif Mondol	Village Simlabari, P.O. Rangapani Dist Bongaigaon Assam	<b>50,000</b>	25,000	Ch.no. 297714 Dt.30.12.2010, UBI GS Road Ghy Branch	2010-11

AIUDF						
S. No.	Name	Complete Address of the Contributing Person/Company	Total Donation (Rs)	Amount of Contribution (in Rs.)	Mode of Contribution (Cheque/demand Draft/Cash)	Financial Year
		Village Simlabari, P.O. Rangapani Dist Bongaigaon Assam		25,000	Ch.no. 297712, dt.23.09.2010, UBI GS Road Ghy Branch	2010-11

Table: Top 10 named contributors donating above Rs 20,000 to AIUDF between FY 2004-05 & 2011-12 from all over India

### Biju Janata Dal

BJD						
S. No.	Name	Complete Address of the Contributing Person / Company	Total Donations (In Rs.)	Amount of Contribution (In Rs.)	Mode of Contribution (Cheque/DD/Cash)	Financial Year
1	Nitin Mathuria, Hon. Secretary General Electoral Trust	B-4, Aditya Birla Centre S.K. Ahire Marge Worli Mumbai- 400030	5,00,00,000	2,50,00,000	Ch.No. 102768 HDFC, Bank Ltd Aditya Birla Centre S.K. Ahire Marge Worli Mumbai-400030	2009-10
		B-4, Aditya Birla Centre S.K. Ahire Marge Worli Mumbai- 400030		2,50,00,000	Ch.No. 102770, HDFC Bank Ltd Aditya Birla Centre S.K. Ahire Marge Worli Mumbai-400030	2009-10

Table: Top named contributor donating above Rs 20,000 to BJD between FY 2004-05 & 2011-12 from all over India

### Bodoland People's Front

BPF						
S. No.	Name	Complete Address of the Contributing Person / Company	Total Donations (In Rs.)	Amount of Contribution (In Rs.)	Mode of Contribution (Cheque/DD/Cash)	Financial Year
1	Maniram Brahma	Deccan Chartered Limited New Delhi	20,00,000	20,00,000	DD No- 98765432, State Bank of India Kokrajhar- Date- 30-09-2011	2010-11
2	Tamir Brahma	Debraj Enterprise Kolkata 700074	2,10,028	2,10,028	Cash -Date- 17-03-2011	2010-11
3	Rabiram Basumatary	Debraj Enterprise Kolkata 700074	2,07,028	2,07,028	Cash -Date- 14-03-2011	2010-11
4	Reshinath Narzary	Bose Sales Co. Kolkata-700006	1,80,024	1,80,024	Cash -Date- 10-03-2011	2010-11
5	Swargy Khaklary	Bose Sales Co. Kolkata-700006	1,65,022	1,65,022	Cash -Date- 12-03-2011	2010-11



BPF						
S. No.	Name	Complete Address of the Contributing Person / Company	Total Donations (In Rs.)	Amount of Contribution (In Rs.)	Mode of Contribution (Cheque/DD/Cash)	Financial Year
6	Lakhindar Brahma	Bose Sales Co. Kolkata-700006	<b>1,50,020</b>	1,50,020	Cash -Date- 15-03-2011	2010-11
7	Prabin Goyeri	Debraj Enterprise Kolkata 700074	<b>1,38,018</b>	1,38,018	Cash -Date- 18-03-2011	2010-11

**Table: Top 7 named contributors donating above Rs 20,000 to BPF between FY 2004-05 & 2011-12 from all over India**

**Desiya Murpokku Dravida Kazhagam**

DMDK						
S. No.	Name	Complete Address of the Contributing Person / Company	Total Donations (In Rs.)	Amount of Contribution (In Rs.)	Mode of Contribution (Cheque/DD/Cash)	Financial Year
1	Tube Investments Of India Ltd	Dare House 234 N.S.C. Bose Road Chennai-600001	<b>25,00,000</b>	25,00,000	Ch.no. 471736.dt.01.04.2011, HSBC Bank Dr.Radhakrishna Salai Mylapore Chennai-4	2011-12
2	Singhai Jinnah	Dist Secretary Ramanathapuram	<b>5,00,000</b>	5,00,000	ch.no. 375719.dt. 30.03.2011, IOB Tiruppachethi 524, Ramnathapuram Dist	2011-12
3	K. Pandiarajan MLA.	State Election Wing AJ-25,4th St.9th, Main Rd,Shanthi Colony Anna Nagar Chennai-40	<b>4,00,000</b>	4,00,000	Ch.no. 560498.dt.14.04.2011, IDBI Bank P.M. Towers 37,Greams Road Chennai-6	2011-12
4	E.M. Ponnusamy	15B, GKS Nagar, Saravanampatti, Kovai- 35	<b>3,10,004</b>	50,004		2005-06
		15B, GKS Nagar, Saravanampatti, Kovai- 35		50,000		2005-06
		15B, GKS Nagar, Saravanampatti, Kovai- 35		2,10,000		2005-06
5	Name not Know	Not Given	<b>2,00,000</b>	2,00,000	Cheque No- 793491	2006-07
6	K. Kannan,	K.K. Pudur, Saibaa Colony, Coimbatore Dist	<b>2,00,000</b>	2,00,000	Cheque No 502072, Dated 13-010-2008, HDFC	2008-09
7	K. Gopinath	2/5, 202 Pattinatham Amman Kovil Street, Thaiyur, Kancheepuram-Dist	<b>1,80,000</b>	1,00,000	DD NO- 160772, Dated- 16-10-2008, KVB	2008-09
		2/5, 202 PATTINATHAM, AMMAN KOVIL STREET, THAIYUR, KANCHEEPURAM- DIST.		80,000	DD NO.000055, DT. 17.10.2008, KMB	2008-09

DMDK						
S. No.	Name	Complete Address of the Contributing Person / Company	Total Donations (In Rs.)	Amount of Contribution (In Rs.)	Mode of Contribution (Cheque/DD/Cash)	Financial Year
8	K.Samuraj S/o Kannappan	T.V. Duraisamy Nagar, Thiryalam P.O. Thirupattur	<b>1,00,000</b>	1,00,000	Cheque No- 125482	2006-07
9	SRS Veluchamy	Deivam Transport, Somanoor, Senthil Nagar, Palladam, Coimbatore- Dt	<b>1,00,000</b>	1,00,000	Cheque NO- 741124, Dated-13-09-2008, KVB	2008-09
10	T. Balasubramaniam	26/17, Iswarya Nagar Mian Road, UKP Nagar, Coimbatore- Dist	<b>1,00,000</b>	1,00,000	DD No- 230931, Dated- 24-11-2008, ICICI	2008-09

**Table: Top 10 named contributors donating above Rs 20,000 to DMDK between FY 2004-05 & 2011-12 from all over India**

### Dravida Munnetra Kazhagam

DMK						
S. No.	Name	Complete Address of the Contributing Person / Company	Total Donations (In Rs.)	Amount of Contribution (In Rs.)	Mode of Contribution (Cheque/DD/Cash)	Financial Year
1	Through Tiruchy District Wing	Trichy Kalaignar Arivalayam Building Fund	<b>2,23,37,770</b>	2,23,37,770	Cash	2011-12
2	Ponagalur Palanisamy Secretary	Coibatore Dist D.M.K. Wing 199-A, Trichy Road Krishna Colony Singanallur Coibaote	<b>1,05,00,000</b>	1,05,00,000	Throught Bank Transfer	2008-09
3	Through Tirupur District Wing-	Tirupur District Building Fund	<b>66,55,380</b>	66,55,380	Cash	2011-12
4	Nanniyur Rajendran	Karur Dist DMK 253 Teachers Colony Puliur E.F. Post Karur	<b>53,00,000</b>	50,00,000	Cash. Dt. 15.12.2009	2009-10
		Inchage Karur Dist DMK 253, Teachers Colony Puliur Cf Post Karur		3,00,000	Cash.Dt, 20.01.2011	2010-11
5	K. Ramachandran	Nilgiri Dist D.M.K. Wing 84 Liberty Theatre Street Ooty	<b>51,00,000</b>	50,00,000	Throught Bank Transfer	2008-09
		Secretary Nillgiri Dist DMK 84 Alexchandeeriya Building Liberty Theatre St. Ooty Nilgiri Dist		1,00,000	Cheque Dt. 11.01.2011	2010-11
6	MRK Pannerselvam	Secretary Kadalur Dist DMK	<b>50,00,000</b>	50,00,000	Cash.Dt. 05.12.2009	2009-10
7	P. Duraisami	Secretary Perambalur Dist DMK 277/1, North Madhavai Salai Perambalur-621212	<b>50,00,000</b>	50,00,000	Cash.Dt. 07.02.2009	2009-10
8	E. Periyasamy	Secretary Dindigul Dist DMK Kalaignar Malaigai Sub Collector Office Salai Dindigul	<b>50,00,000</b>	50,00,000	Cash.Dt. 10.12.2009	2009-10

DMK						
S. No.	Name	Complete Address of the Contributing Person / Company	Total Donations (In Rs.)	Amount of Contribution (In Rs.)	Mode of Contribution (Cheque/DD/Cash)	Financial Year
9	K.N. Nehru	Secretary Trichy Dist DMK C-130, 5th Cross Street Thillai Nagar Trichy-18	<b>50,00,000</b>	50,00,000	Cash.Dt. 07.02.2009	2009-10
10	K.C. Palanisami	Member Of Property Protection Committee DMK 330/1, Chinna Andan Koil Street Karur	<b>43,00,000</b>	43,00,000	Cash,Dt. 19.01.2011	2010-11

Table: Top 10 named contributors donating above Rs 20,000 to DMK between FY 2004-05 & 2011-12 from all over India

### Janata Dal (Secular)

JDS						
S. No.	Name	Complete Address of the Contributing Person / Company	Total Donations (In Rs.)	Amount of Contribution (In Rs.)	Mode of Contribution (Cheque/DD/Cash)	Financial Year
1	Lakshmi Narashima Enterprises	No. 4905-9th Floor Hipoint -4 Place Road Bangalore- 560001	<b>1,10,00,000</b>	1,00,00,000	Ch.No. 930801, Syndicate Bank Vijaya Nagar Bangalore	2009-10
		No. 4905-9th Floor Hipoint -4 Place Road Bangalore- 560001		10,00,000	Ch.No. 931747, Syndicate Bank Vijaya Nagar Bangalore	2009-10

Table: Top named contributor donating above Rs 20,000 to JDS between FY 2004-05 & 2011-12 from all over India

### Janata Dal (United)

JDU						
S. No.	Name	Complete Address of the Contributing Person/Company	Total Donations (Rs)	Amount of Contribution (in Rs.)	Mode of Contribution (Cheque /Demand Draft /Cash)	Financial Year
1	Shashi Bhushan Saurabh	B-2/18, Vasant Vihar, New Delhi-110057	<b>1,04,00,000</b>	50,00,000	Cheque no- 470052, SBBJ Branch, Saket New Delhi	2008-09
		B-2/18, Vasant Vihar, New Delhi-110057		50,00,000	Cheque no- 470055, SBBJ Branch, Saket New Delhi	2008-09
		B-2/18, Vasant Vihar, New Delhi-110057		2,50,000	Cheque no- 470026, SBBJ Branch, Saket, New Delhi	2008-09
		B-2/18, Vasant Vihar, New Delhi-110057		1,50,000	Cheque no- 470029, SBBJ Branch, Saket New Delhi	2008-09

JDU						
S. No.	Name	Complete Address of the Contributing Person/Company	Total Donations (Rs)	Amount of Contribution (in Rs.)	Mode of Contribution (Cheque /Demand Draft /Cash)	Financial Year
2	Bharti Electoral Trusst	Qutab Ambience H-5/12, Mehrauli Road, New Delhi-110030	<b>1,00,00,000</b>	1,00,00,000	Cheque No-008481, Dated-12-03-09, HDFC Bank limited , New Delhi	2008-09
3	Videocon Industries Ltd.	Videocon Tower, 12th Floor, Block E-1, Jhandewalan Extn. New Delhi-110055	<b>1,00,00,000</b>	50,00,000	Cheque No-812913, Bank of Rajasthan New DELHI	2010-11
		C/o Videocon Industries Ltd. Videcon Tower, Block-E-1, Jhandewalan Extn. New Delhi-110057		50,00,000	Cheque no-327105, Dated-07-03-09, Bank of Rajasthan Limited NEW Delhi	2008-09
4	Jaypee Ventures Pvt. Ltd.	C/o Jai Prakash Associates Limited. Secotr-128, Noida-201301	<b>1,00,00,000</b>	1,00,00,000	Cheque No-043857, Dated-25-03-09, Axis Bank, New Delhi	2008-09
5	SUSHMA Marine Services	Opposite Harmony, Restaurant Kodyar Colony, Jam Nagar, Gujarat	<b>68,50,000</b>	26,00,000	RTGS Cheque No-727084, HDFC Bank	2008-09
		Opposite Harmony, Restaurant Kodyar Colony, Jam Nagar, Gujarat		20,00,000	RTGS Cheque No-613491, HDFC Bank	2008-09
		Opposite Harmony, Restaurant Kodyar Colony, Jam Nagar, Gujarat		18,50,000	RTGS SEQ NO-18633	2009-10
		Opposite Harmony, Restaurant Kodyar Colony, Jam Nagar, Gujarat		4,00,000	RTGS Cheque No-727078 HDFC Bank	2008-2009
6	Videocon Appliances Ltd.	C/o Videocon Industries Ltd. Videcon Tower, Block-E-1, Jhandewalan Extn. New Delhi-110057	<b>50,00,000</b>	50,00,000	Cheque No-467857, Dated-07-03-09, The Bank of Rajasthan Ltd. New Delhi	2008-09
7	Electoral Trust	Nariman Point 52, Mittal Tower, A Wing Mumbai-400021	<b>30,54,831</b>	29,10,448	Through Cheque	2009-10
		Nariman Point 52, Mittal Tower, A Wing Mumbai-400021		1,44,383	Through Cheque	2009-10
8	Sushma Crane Services	Opposite Harmony, Restaurant Kodyar Colony, Jam Nagar, Gujarat	<b>21,50,000</b>	20,00,000	Cheque NO-363241	2009-10
		Opposite Harmony, Restaurant Kodyar Colony, Jam Nagar, Gujarat		1,50,000	RTGS SEQ NO-18631	2009-10

JDU						
S. No.	Name	Complete Address of the Contributing Person/Company	Total Donations (Rs)	Amount of Contribution (in Rs.)	Mode of Contribution (Cheque /Demand Draft /Cash)	Financial Year
9	Mr. Ravendran M. Nair	M. Nair D-3/3136 Vasant Kunj, New Delhi-110070	<b>21,00,000</b>	21,00,000	Cheque, State Bank of India. Vasant Kunj New Delhi	2007-08
10	Mahindra & Mahindra Ltd.	Getway Building Appollo Bunder Mumbai-40001022	<b>25,00,000</b>	25,00,000	Through Cheque	2009-10

Table: Top 10 named contributors donating above Rs 20,000 to JDU between FY 2004-05 & 2011-12 from all over India

### Jharkhand Mukti Morcha

JMM						
S. No.	Name	Complete Address of the Contributing Person/Company	Total Donations (Rs)	Amount of Contribution (in Rs.)	Mode of Contribution (Cheque /Demand Draft /Cash)	Financial Year
1	General Electoral Trust	B-4, Aditya Birla Centre, S.K. Ahire Marg, Worli, Mumbai-400030	<b>25,00,000</b>	5,00,000	Cheque No- 101907 of HDFC Bank Ltd. Dated-03-03-2009	2008-09
		B-4, Aditya Birla Centre, S.K. Ahire Marg, Worli, Mumbai-400030		5,00,000	Cheque No-101908 of HDFC Bank Ltd. Dated-03-03-2009	2008-09
		B-4, Aditya Birla Centre, S.K. Ahire Marg, Worli, Mumbai-400030		3,00,000	Cheque No- 102799 of HDFC Bank, Date-16-04-2009	2009-10
		B-4, Aditya Birla Centre, S.K. Ahire Marg, Worli, Mumbai-400030		2,00,000	Cheque NO-102790 of HDFC Bank Ltd. Date- 16-04-2009	2009-10
		B-4, Aditya Birla Centre, S.K. Ahire Marg, Worli, Mumbai-400030		10,00,000	Cheque No-103173 of Date-30-11-2009	2009-10
2	Mr. Akhil Akhtar	Chota Chatarpur, P.O.-asloi, P.S.-Barharwa, Distt-Sahebganj	<b>2,00,000</b>	2,00,000	Cheque No- 486091, SBI, Dt- 25-09-2010	2010-11

Table: Top 2 named contributors donating above Rs 20,000 to JMM between FY 2004-05 & 2011-12 from all over India

**Jharkhand Vikas Morcha (Prajantrik)**

JVM-P						
S. No.	Name	Complete Address of the Contributing Person / Company	Total Donations (In Rs.)	Amount of Contribution (In Rs.)	Mode of Contribution (Cheque/DD/Cash)	Financial Year
1	General Electoral Trust	Mumbai	<b>10,00,000</b>	10,00,000	Cheque No- 103172, Dated 24-11-2009	2009-10
2	Sesa Goa	Goa	<b>10,00,000</b>	10,00,000	Cheque No- 022754, Dated- 16-12-2009	2009-10
3	Castrol Minning Pvt. Ltd.	Kolkatta	<b>10,00,000</b>	10,00,000	Cheque No- 218231, Dated- 10-12-2009	2009-10
4	Patil Construction	Konark Adiya, Flat No-4 Golibar Maidan Chowk, Camp, Pune- 411001	<b>5,00,000</b>	5,00,000	Cheque No- 815399, Dated- 26-04-2010	2010-11
5	Sanjayanand Jha	Deoghar	<b>51,000</b>	51,000	Cheque No- 4327408, Dated- 23-02-2009	2009-10
6	Pramila Barnwal	Koderma	<b>49,890</b>	49,890	Cheque No- 351608, dated 12-04-2009	2009-10

**Table: Top 6 named contributors donating above Rs 20,000 to JVM-P between FY 2004-05 & 2011-12 from all over India**

**Lok Janshakti Party**

LJP						
S. No.	Name	Complete Address of the Contributing Person / Company	Total Donations (In Rs.)	Amount of Contribution (In Rs.)	Mode of Contribution (Cheque/DD/Cash)	Financial Year
1	Bharti Electoral Trust	Qutub Ambience, H-5/12, Mehrauli rd, New Delhi- 110030	<b>50,00,000</b>	50,00,000	Ch No 008492, HDFC Bank	2009-10
2	Ali's Construction	-	<b>10,00,000</b>	10,00,000	Ch No 640578	2008-09
3	Golro Enterprises Pvt. Ltd.	Fruit Market, Bistpur, Jamshedpur- 831001	<b>10,00,000</b>	10,00,000	Ch No 663226	2008-09
4	Shashank	Uma Hospital, Naubafta Kanpur (UP)	<b>2,81,000</b>	1,01,000	Cheque No- 284849	2008-09
		Uma Hospital, Naubafta Kanpur (UP)		1,00,000	Cheque NO-51820	2008-09
		Uma Hospital, Naubafta Kanpur (UP)		80,000	Cheque No-228014	2008-09
5	Mithilesh Paswan-LJP President, Jharkhand	Sunder Nagar Joda Pokhar Post -Jailgoda Distt- Dhanbad Jharkhand	<b>2,50,000</b>	2,50,000	Cheque No-235109	2009-10

**Table: Top 5 named contributors donating above Rs 20,000 to LJP between FY 2004-05 & 2011-12 from all over India**

**Marumalarchi Dravida Munnetra Kazhagam**

MDMK						
S. No.	Name	Complete Address of the Contributing Person / Company	Total Donations (In Rs.)	Amount of Contribution (In Rs.)	Mode of Contribution (Cheque/DD/Cash)	Financial Year
1	S. Kanagaraj	7 Besant Road, Chokkikulam, Madurai - 625 002	<b>35,00,000</b>	15,00,000	Bank Transaction	2011-12
		7 Besant Road, Chokkikulam, Madurai - 625 002		10,00,000	Bank Transaction	2011-12
		7 Besant Road, Chokkikulam, Madurai - 625 002		10,00,000	Bank Transaction	2011-12
2	C. Sankaiah	Partner, K.S. Raja Earth Movers, Madurai	<b>3,85,000</b>	3,85,000	Indian Bank Madurai , Cheque No. 978548	2011-12
3	Thiagarajar Mills Ltd	Kappalur, Madurai-625008	<b>3,50,000</b>	1,50,000	Ch. No. 147805, HDFC Bank Ltd Madurai	2004-05
		Kappalur, Madurai-625008		1,00,000	Ch.No. 473926 , IDBI Bank Madurai	2006-07
		Kappalur, Madurai-625008		1,00,000	Ch.No. 370420 , HDFC Bank Ltd, Madurai	2006-07
4	Standard Fireworks Pvt	Ltd, Sivakasi, Virudhunagar District	<b>3,00,000</b>	1,00,000	Indian Overseas Bank, Cheque Nos. 003585	2008-09
		Ltd, Sivakasi, Virudhunagar District		1,00,000	Indian Overseas Bank, Cheque Nos. 634254	2008-09
		Ltd, Sivakasi, Virudhunagar District		1,00,000	Indian Overseas Bank, Cheque Nos. 634291	2008-09
5	Jaya Engineering College	Nemelecheri, Thirunindravur, Thiruvallur District	<b>3,00,000</b>	3,00,000	State Bank of India, Cheque No. 914641	2008-09
6	Virudhunagar Textiles Mills Ltd,	Soolakarai, Virudhunar 626001	<b>2,00,000</b>	1,00,000	Ch.No. 347818, HDFC Bank Ltd Madurai	2006-07
		Soolakarai, Virudhunar 626001		1,00,000	Ch.No. 420339, HDFC Bank Ltd Madurai	2006-07
7	Virudhunagar	Textile Mills Ltd, Sulakarai, Virudhunagar- 626001	<b>1,50,000</b>	1,50,000	Ch. No. 209887, HDFC Bank Ltd Madurai	2004-05
8	V.S.S. Construction	90 Gandhi Nagar, Dharmapuri - 636701	<b>1,50,000</b>	1,50,000	Indian Overseas Bank, Cheque No. 458718	2008-09
9	Kajah Enterprises Pvt Ltd	Kuttralam Road, Tirunelveli Town	<b>1,25,000</b>	25,000	LVB, Cheque No. 312242	2008-09
		Kuttralam Road, Tirunelveli Town		1,00,000	KVB Ltd, Cheque No. 258401	2011-12

MDMK						
S. No.	Name	Complete Address of the Contributing Person / Company	Total Donations (In Rs.)	Amount of Contribution (In Rs.)	Mode of Contribution (Cheque/DD/Cash)	Financial Year
10	Mr. S.K. Ravi	Srinivaspuram, Ayapakkam, Chennai - 600 077.	<b>1,00,000</b>	1,00,000	Indian Overseas Bank, Cheque No. 019785	2008-09

Table: Top 10 named contributors donating above Rs 20,000 to MDMK between FY 2004-05 & 2011-12 from all over India

### Maharashtra Navnirman Sena

MNS						
S. No.	Name	Complete Address of the Contributing Person / Company	Total Donations (In Rs.)	Amount of Contribution (In Rs.)	Mode of Contribution (Cheque/DD/Cash)	Financial Year
1	Shri Sanjay Dattatray Kakade	Kakade Capital,1205, Shirole Road Opp. Sambhji Park, J.M Road Shivaji Nagar Pune- 41105	<b>2,75,00,000</b>	1,50,00,000	Cheque	2011-12
		Kakade Capital,1205, Shirole Road Opp. Sambhji Park, J.M Road Shivaji Nagar Pune- 41105		1,25,00,000	Cheque	2011-12
2	Wadhwa Residency Pvt, Ltd.	3rd Floor Platina Plot No C-59 Bandra Kurla Complex, Bandra (E) Mumbai-400051	<b>1,50,00,000</b>	75,00,000	Cheque	2011-12
		3rd Floor Platina Plot No C-59 Bandra Kurla Complex, Bandra (E) Mumbai-400051		75,00,000	Cheque	2011-12
3	Ecogreen enviro tech pvt ltd	Khadki Pune-400003	<b>1,00,00,000</b>	1,00,00,000	Ch.no 763304 dt.23.10.2010 punjab national bank khadi pune-411003	2010-11
4	General Secretary Pune	Not Given	<b>80,00,000</b>	25,00,000	Demand Draft 294	2009-10
		Not Given		25,00,000	Demand Draft 296	2009-10
		Not Given		25,00,000	Demand Draft 295	2009-10
		Not Given		2,50,000	Demand Draft 912336	2009-10
		Not Given		2,50,000	Demand Draft 912339	2009-10
5	Supreme Manor Wadar Bhiwandi Infrastructure Pvt. Ltd.	Supreme Houe Plot No 94/C, Pratap Gad, Opp.IIT Main Gate Powai Mumbai 400076	<b>51,00,000</b>	51,00,000	Cheque	2011-12
6	Kail Ltd.	Not Given	<b>50,00,000</b>	50,00,000	Chaque 24123	2009-10
7	Transfer	Pune (Donor name not given)	<b>50,00,000</b>	50,00,000	Bank Transfer	2009-10



MNS						
S. No.	Name	Complete Address of the Contributing Person / Company	Total Donations (In Rs.)	Amount of Contribution (In Rs.)	Mode of Contribution (Cheque/DD/Cash)	Financial Year
8	IRB Infrastructure Developers Ltd.	IRB Complex, Chandivli Faram, Chandivli Village Andheri(E) Mumbai-400072	50,00,000	25,00,000	Cheque	2011-12
		IRB Complex, Chandivli Faram, Chandivli Village Andheri(E) Mumbai-400072		25,00,000	Cheque	2011-12
9	Rohan developers pvt ltd	112-122 Hira Bhavan Rajarammohan Roy Rd Prantha Samaj Mumbai-400004	49,00,000	24,50,000	Ch.no 309645 dt.26.10.2010 bank of barodra pranthana smaj br mumbai 400004	2010-11
		112-122 Hira Bhavan Rajarammohan Roy Rd Prantha Samaj Mumbai-400004		24,50,000	Ch.no 309724 dt.28.10.2010 bank of barodra pranthana smaj br mumbai 400004	2010-11
10	Modern Road Makers Pvt.Ltd.	Dombivali(E)	45,00,000	20,00,000	Chaque818280	2009-10
		A-618,Sagar Tech Plaza Andheri Kurla Road Saki Naka Junction Mumbai 400072		25,00,000	Cheque	2011-12

Table: Top 10 named contributors donating above Rs 20,000 to MNS between FY 2004-05 & 2011-12 from all over India

### Rashtriya Janata Dal

RJD						
S. No.	Name	Complete Address of the Contributing Person / Company	Total Donation (In Rs.)	Amount of Contribution (In Rs.)	Mode of Contribution (Cheque/DD/Cash)	Financial Year
1	General Electoral Trust	B-4, Aditya Centre S.K. Ahire Marg Worli Mumbai	2,00,00,000	2,00,00,000	Cheque	2009-10
2	Waluj Component	12th Floor Videocon Tower Jhandewalan New Delhi	1,00,00,000	1,00,00,000	Cheque	2009-10
3	Bharti Electoral Trust		1,00,00,000	1,00,00,000	Cheque	2008-09
4	Electoral Trust	52 Mittal Tower A Wing Nariman Point Mumbai	36,13,235	23,50,746	Cheque	2009-10
		52 Mittal Tower A Wing Nariman Point Mumbai		7,78,780	Cheque	2009-10
		52 Mittal Tower A Wing Nariman Point Mumbai		4,83,709	Cheque	2009-10
5	ITC Limited	37 J.L. Nehru Road Kolkata	33,00,000	33,00,000	Cheque	2009-10
6	Rohan Motors Ltd.	419 World Trade Centre Barakhamba Lane New Delhi	30,00,000	15,00,000	Ch.No. 142272, Dt, 09.10.2010, Corporation Bank	2010-11

RJD						
S. No.	Name	Complete Address of the Contributing Person / Company	Total Donation (In Rs.)	Amount of Contribution (In Rs.)	Mode of Contribution (Cheque/DD/Cash)	Financial Year
		419 World Trade Centre Barakhamba Lane New Delhi		15,00,000	Ch.No. 142272, Dt, 09.10.2010, Corporation Bank	2010-11
7	Win-Medicare Pvt. Ltd.	1400 Modi Tower 98 Nehru Place New Delhi-110019	<b>25,00,000</b>	25,00,000	Cheque	2009-10

**Table: Top 7 named contributors donating above Rs 20,000 to RJD between FY 2004-05 & 2011-12 from all over India**

### Rashtriya Lok Dal

RLD						
S. No.	Name	Complete Address of the Contributing Person / Company	Total Donations (In Rs.)	Amount of Contribution (In Rs.)	Mode of Contribution (Cheque/DD/Cash)	Financial Year
1	Public Meeting of Ch Ajith Singh	Public Meeting	<b>50,23,690</b>	50,23,690	Cash	2009-10
2	Jayant Chaudhary	Public Meeting	<b>31,08,000</b>	31,08,000	Cash	2009-10
3	Ashto Estate Pvt. Ltd.	Chuna Mandi Paharganj, New Delhi-55	<b>20,00,000</b>	20,00,000	Ch No 821684, HDFC Bank, defence Colony ND 24	2008-09
4	Yogesh Dhama, Member Distt. Panchayaat Baghpat	Public Meeting	<b>12,00,000</b>	12,00,000	Cash	2008-09
5	Yashvir Singh	D-3, Gyan Lok Apartment Bank Enclave Ghaziabad UP	<b>7,00,000</b>	4,00,000	Cheque No-299055,938602, 299055 Date-30-07-2008,	2008-09
		Village Daula, Distt-Hathrash UP		2,00,000	Cheque No- 56287 & 56288, Bank of India	2008-09
		Village Daula, Distt-Hathrash UP		1,00,000	Cheque No-56290, DATE-29-07-2008, Bank of India Duhai Branch Ghaziabad UP	2008-09
6	Upendra Singh Sirohi	D-578 Govind puram ghaziabad	<b>7,00,000</b>	7,00,000	Ch.no. 032228.dt. 09.10.2011 State bank of india SC. 293 shastri nagar hapur ghaziabad	2011-12
7	Aneeta Lohit	D-24, Payavaran Complex New Delhi	<b>6,00,000</b>	1,00,000	Cheque No-274604, Date-8-12-08 IDBI Bank Limited	2008-09
		D-24, Payavaran Complex New Delhi		5,00,000	Cheque No-303068, Date-22-09-08, PNB	2008-09

RLD						
S. No.	Name	Complete Address of the Contributing Person / Company	Total Donations (In Rs.)	Amount of Contribution (In Rs.)	Mode of Contribution (Cheque/DD/Cash)	Financial Year
8	Rajan Kumar Prop Maharaja	Residency B-20 3rd Floor guru nanakpura laxmi nagar delhi-92	6,00,000	6,00,000	Ch.no. 111484.dt. 26.03.2012 , ICICI bank B-19, A-21 & B-20, Laxmi nagar delhi-92	2011-12
9	Satish Kumar Raheja	D-229 nirman vihar delhi-92	6,00,000	6,00,000	Ch.no. 710987.dt. 15.032012. State bank of bikaner & jaipur krishna nagar delhi-51	2011-12
10	Shalini Dhody	44-DDA Flats Vasant Enclave New delhi-57	6,00,000	6,00,000	Ch.no. 236819.dt. 11.02.2012.Indian Bank Janakpuri new delhi-58	2011-12

Table: Top 10 named contributors donating above Rs 20,000 to RLD between FY 2004-05 & 2011-12 from all over India

### Shiromani Akali Dal

SAD						
S. No.	Name	Complete Address of the Contributing Person / Company	Total Donations (In Rs.)	Amount of Contribution (In Rs.)	Mode of Contribution (Cheque/DD/Cash)	Financial Year
1	Ambuja Cement Ltd.		75,00,000	75,00,000	Ch.no. 602299, HDFC Bank Mumbai Maharashtra	2009-10
2	Bharti Electoral Trust	Delhi	50,00,000	50,00,000	Ch.No. 008489 Dt. 27.03.2009 HDFC Bank Ltd G 3/4 Suryakiran Building 19 Kashturba Gandhi Marg Delhi	2008-09
3	Trig Guardi Force Ltd		21,00,000	21,00,000	Ch.No. 314161, The Jammu & Kashmir Bank Ltd	2009-10
4	Punj Lloyd Ltd		20,00,000	20,00,000	Ch.No. 418175, Indulnd Bank Nehru Place New Delhi	2009-10
5	S. Manjinder Singh Sirsa, President, Youth Akali Dal, Delhi	Delhi	15,00,000	15,00,000	Ch.No. 315232 Dt. 02.08.2008 Indiaan Overseas Bank	2008-09
6	Avon Cycles Ltd. Ludhiana. Punjab	Ludhiana Punjab	5,00,000	2,50,000	Ch.No. 404844, Punjab National Bank Ludhiana	2009-10
		Ludhiana Punjab		2,50,000	Ch.No. 427246, HDFC Bank Ltd Ludhiana Punjab	2009-10

SAD						
S. No.	Name	Complete Address of the Contributing Person / Company	Total Donations (In Rs.)	Amount of Contribution (In Rs.)	Mode of Contribution (Cheque/DD/Cash)	Financial Year
7	Ashok Parbhakar C/o India Vision Pvt. Ltd.		<b>2,33,000</b>	2,33,000	Cash	2009-10
8	Eastman Industries Limited, Ludhiana (Punjab)	Ludhiana Punjab	<b>1,00,000</b>	1,00,000	Ch.No. 362269 Dt. 20.05.2008	2008-09
9	S. Harbhajan Singh Kainth, Karen Kainth, Roger Kainth, Amritsar (NRE)	Amritsar	<b>1,00,000</b>	1,00,000	Ch.No. 003559. Dt. 26.12.2008 Centurian Bank Of Punjab HDFC Bank Amritsar	2008-09
10	Zila Akali Zatha, Mukatsar, Punjab	Muktsar Punjab	<b>1,00,000</b>	1,00,000	Cash	2009-10

**Table: Top 10 named contributors donating above Rs 20,000 to SAD between FY 2004-05 & 2010-11 from all over India (Donations report for FY 2011-12 was illegible, due to bad scanning)**

#### Sikkim Democratic Front

SDF						
S. No.	Name	Complete Address of the Contributing Person / Company	Total Donation (In Rs.)	Amount of Contribution (In Rs.)	Mode of Contribution (Cheque/DD/Cash)	Financial Year
1	Sikkim Distilleries Ltd	Saibaba Nagar Rangpo East Sikkim	<b>51,00,000</b>	51,00,000	Cheque no.098311, dt.27.07.2010, State Bank Of India Rangpo Bazar East Sikkim -737132	2010-11
2	Harish Aneja	Gangtok Sikkim	<b>25,00,000</b>	25,00,000	Ch.No. 453466 dt. 25.04.2009 HDFC Bank Ltd Bareilly Uttar Pradesh	2009-10
3	Rajesh Prasad	Siliguri West Bengal	<b>15,00,000</b>	15,00,000	Cheque no. 018874. dt.01.09.2010, Axis Bank Ltd Gangtok M.G. Road Sikkim-737101	2010-11
4	Jigme Tshering Bhutia	Deorali Gangtok Sikkim	<b>15,00,000</b>	5,00,000	Ch.No. 071937. dt, 28.04.2009, State Bank Of Sikkim Gangtok Sikkim	2009-10
		Gangtok Sikkim		5,00,000	Ch.No. 303486 dt.28.04.2009 Axis Bank Ltd Gangtok Sikkim (This cheque was dishonoured on 31.05.2009 and deposited new cheque no,303486 date 08.06.2009	2009-10

SDF						
S. No.	Name	Complete Address of the Contributing Person / Company	Total Donation (In Rs.)	Amount of Contribution (In Rs.)	Mode of Contribution (Cheque/DD/Cash)	Financial Year
		Gangtok Sikkim		5,00,000	Ch.No.303488.dt. 08.06.2009. Axis Bank Ltd Gangtok Sikkim	2009-10
5	Cipla Ltd.	Rangpo East Sikkim	<b>11,00,000</b>	11,00,000	Ch.No. 054249, Dt, 20.04.2009 Axis Bank Ltd Rangpo Br. Sikkim	2009-10
6	Epitome Petro Chemical Pvt. Ltd.	Jorethang Sikkim	<b>10,00,000</b>	10,00,000	Ch.No. 068324,dt. 24.04.2009, State Bank Of India Gantok Sikkim	2009-10
7	Extuder Food Proeessing Pvt. Ltd.	Jorethang Sikkim	<b>10,00,000</b>	10,00,000	Ch.No. 153355, Dt. 09.04.2009, State Bank Of Sikkim Gangtok Main Br. Sikkim	2009-10
8	Kamlesh Kumar Agarwal	Singtam Sikkim	<b>10,00,000</b>	10,00,000	Central Bank Of India Gangtok Sikkim	2009-10
9	Sikkim Organices	Jorethang Sikkim	<b>10,00,000</b>	10,00,000	Ch.No. 001298, Dt. 25.04.2009, Axis Bank Ltd, Darjeeling West Bengal	2009-10
10	Rajen Sharma	Gangtok Sikkim	<b>10,00,000</b>	5,00,000	Ch.No. 326023.dt. 27.04.2009, Axis Bank Ltd M.G. Marg Gangtok Sikkim	2009-10
		Gangtok Sikkim		5,00,000	Ch.No. 273332, dt, 27.04.2009, HDFC Bank Gangtok Sikkim	2009-10

Table: Top 10 named contributors donating above Rs 20,000 to SDF between FY 2004-05 & 2011-12 from all over India

### Shiv Sena

SHS						
S. No.	Name	Complete Address of the Contributing Person / Company	Total Donations (In Rs.)	Amount of Contribution (In Rs.)	Mode of Contribution (Cheque/DD/Cash)	Financial Year
1	General Electrol Turst	B-4 Aditya Birla Centre, SK Ahire Marg Worli Mumbai	<b>2,00,00,000</b>	2,00,00,000	Ch. No 103125, Dt 12-10-2009, HDFC Bank Limited Worli Branch	2009-10
2	Wonderland Estate Developers Private Limited	Mittal Tower, C-Wing, 17 <sup>th</sup> Floor, nariman Point, Mumbai – 400021	<b>2,00,00,000</b>	2,00,00,000	Cheque No 638252, Date 08-04-2009, Drawn on Federal	2009-10

SHS						
S. No.	Name	Complete Address of the Contributing Person / Company	Total Donations (In Rs.)	Amount of Contribution (In Rs.)	Mode of Contribution (Cheque/DD/Cash)	Financial Year
					Bank Limited Fort Branch	
3	Videocon International Ltd	171, Mittal Court, 'C'Wing, 17th Floor, Nariman Pt, Mumbai-400021	<b>1,45,00,000</b>	45,00,000	Ch No 241192, The Federal Bank Ltd, Mumbai, Samachar Mrag Br	2004-05
		171, Mittal Court, 'C'Wing, 17th Floor, Nariman Pt, Mumbai-400021		50,00,000	Ch No 241190, The Federal Bank Ltd, Mumbai, Samachar Mrag Br	2004-05
		171, Mittal Court, 'C'Wing, 17th Floor, Nariman Pt, Mumbai-400021		50,00,000	Ch No 241191, The Federal Bank Ltd, Mumbai, Samachar Mrag Br	2004-05
4	MR Sanjay Kakade	Kakade Capital, 1205 Shirole Road, J.M.Road, Shivaji Nagar,Pune-41005	<b>1,00,00,000</b>	50,00,000	Ch No 769116, 769576, Punjab National Bank, Old Bazar Khadki, Pune Br	2010-11
		Kakade Capital, 1205 Shirole Road, J.M.Road, Shivaji Nagar,Pune-41005		50,00,000	Ch No 769116, 769576, Punjab National Bank, Old Bazar Khadki, Pune Br	2010-11
5	Mahindra and Mahindra Limited	Mahindra Towers, Worli, Mumbai - 400018	<b>95,00,000</b>	50,00,000	Ch No 665006, SBI, Ballard Estate Br	2009-10
		Mahindra Towers, Worli, Mumbai - 400018		20,00,000	Ch No 015794, Bank of Baroda	2004-05
		Financial Services Ltd, Gateway Building, Appollo Bunder, Mumbai-400001		15,00,000	Ch No 892932, Standard Chartered Bank, M.G.Rd, Mumbai Br	2004-05
		Financial Services Ltd, Gateway Building, Appollo Bunder, Mumbai-400001		10,00,000	Ch No 894111, Standard Chartered Bank, M.G.Rd, Mumbai Br	2004-05
6	Kitchen Appliances (India)Ltd	171, Mittal Court, 'C'Wing, 17th Floor, Nariman Pt, Mumbai-400021	<b>85,00,000</b>	10,00,000	Ch No 949808, Global Trsu Bank Ltd, Nariman Point Br	2004-05
		171, Mittal Court, 'C'Wing, 17th Floor, Nariman Pt, Mumbai-400021		75,00,000	Ch No 949804, Global Trsu Bank Ltd, Nariman Point Br	2004-05
7	Larson & Toubro Limited	L&T House, Ballard Estate, P.O.Box 278, Mumbai - 400001	<b>80,00,000</b>	35,00,000	Ch No 883129, Standard Chartered Bank	2004-05

SHS						
S. No.	Name	Complete Address of the Contributing Person / Company	Total Donations (In Rs.)	Amount of Contribution (In Rs.)	Mode of Contribution (Cheque/DD/Cash)	Financial Year
		L&T House, Ballard Estate, P.O.Box 278, Mumbai - 400001		45,00,000	Ch No- 885690, Date- 30-3-2009, Drawn on Standard Chartered Bank Limited MG Road Br	2009-10
8	Essel minig and industries Limited	18th floor industry house 10 camac street kolkata west bangal-700017	<b>50,00,000</b>	50,00,000	Ch.no 956690 dt.27.12.2011 drawn on HDFC bank ltd Branch central plaza kolkata	2011-12
9	Femingo Private Limited	-	<b>50,00,000</b>	50,00,000	Chj No 936557, The Federal Bank Ltd, Sector 17, Vashi Navi Mumbai-400703	2009-10
10	ACE Televoice and Services Pvt. Ltd.	306, Building No 2 (A-3), Millenium Business Park, Mahape-Navi Mumbai-710	<b>50,00,000</b>	25,00,000	Ch No 068619, Union bank of India	2008-09
		306, Building No 2 (A-3), Millenium Business Park, Mahape-Navi Mumbai-710		25,00,000	Ch No 068625, Union bank of India	2008-09

Table: Top 10 named contributors donating above Rs 20,000 to SHS between FY 2004-05 & 2011-12 from all over India

### Samajwadi Party

SP						
S. No.	Name	Complete Address of the Contributing Person / Company	Total Donations (In Rs.)	Amount of Contribution (In Rs.)	Mode of Contribution (Cheque/DD/Cash)	Financial Year
1	Electoral Trust	Regd.Office:52, Mittal Tower, 'A' Wing, Nariman Point, Mumbai - 400021	<b>1,58,02,117</b>	60,94,944	Cheque, ICICI Bank Ltd., Mumbai	2004-2005
		Mittal Tower A Wing, Nariman Point Mumbai-21		40,29,851	Cheque NO-107080 dt-25-04-09 on ICICI Bank Mumbai	2009-2010
		Mittal Tower A Wing, Nariman Point Mumbai-21		13,35,052	Cheque no-107085 dt-29-4-09 on ICICI Bank Mumbai	2009-2010
		Mittal Tower A Wing, Nariman Point Mumbai-21		8,29,215	Cheque No-107090 dt-13-5-09 on ICICI Bank Mumbai	2009-2010
		Mittal Tower A Wing, Nariman Point Mumbai-21		33,47,015	Cheque No-107094 dt-20-05-09 on ICICI Bank Mumbai	2009-2010

SP

S. No.	Name	Complete Address of the Contributing Person / Company	Total Donations (In Rs.)	Amount of Contribution (In Rs.)	Mode of Contribution (Cheque/DD/Cash)	Financial Year
		Mittal Tower A Wing, Nariman Point Mumbai-21		1,66,040	Cheque NO-107100, dt-04-04-2009 on ICICI Bank Mumbai	2009- 2010
2	Sri Sudeep Sen	H.B. 321, Salt Lake City Kolkata W.B.	<b>1,50,00,000</b>	50,00,000	Draft no. 002073 dt.08.02.12, Axis Bank Ltd. Service Branch Lucknow	<b>2011- 2012</b>
		H.B. 321, Salt Lake City Kolkata W.B.		50,00,000	Draft no. 002074 dt.09.02.12, Axis Bank Ltd Service Branch Lucknow	<b>2011- 2012</b>
		H.B. 321, Salt Lake City Kolkata W.B.		50,00,000	Draft no. 002107 dt.29.02.12, Axis Bank Ltd Service Branch Lucknow	<b>2011- 2012</b>
3	General Electoral Trust	Plot No. 1A, Sec 16-A, Noida U.P.	<b>1,50,00,000</b>	1,00,00,000	Cheque no. 428410 dt.23.02.12, Punjab National Bank Dohil Chamber Nehru Place New Delhi	<b>2011- 2012</b>
		Wasme House, Plot No 4 Sector-16, Noida		50,00,000	Cheque No 428408 Dtd 14.04.2009 PNB New Delhi	2009- 2010
4	ITC Limited	Verginia House, 37, J.L.Nehru Road, Kolkata	<b>78,00,000</b>	42,00,000	Cheque No-880700 dt-3-4-09 on HSBC Kolkata	2009- 2010
		Verginia House, 37, J.L.Nehru Road, Kolkata		22,50,000	DD	2004- 2005
		Verginia House, 37, J.L.Nehru Road, Kolkata		13,50,000	DD	2004- 2005
5	Win Medicare Pvt Ltd	1400, Modi Tower 98 Nehru Place New Delhi	<b>25,00,000</b>	25,00,000	Cheque no. 375128 dt.24.01.12, HDFC Bank Ltd G-34, Surya Kiran Building K.G. Marg Delhi	<b>2011- 2012</b>
6	G.S. Pharmabutor pvt ltd.	1400 Modi Tower 98- Nehru Place New delhi	<b>25,00,000</b>	25,00,000	Cheque No. 805382 dt.24.01.12, HDFC Bank Ltd CC-31, Kalkaji New Delhi	<b>2011- 2012</b>
7	Sanyal Enterprises	Ranaghat Naudiya West Bengal	<b>25,00,000</b>	9,00,000	Draft no. 992962 dt.16.02.12, State Bank Of India Ranaghat Naudiya West Bengal	<b>2011- 2012</b>
		Ranaghat Naudiya West Bengal		9,00,000	Draft no. 992963 dt.16.02.12, State Bank Of India Ranaghat Naudiya West Bengal	<b>2011- 2012</b>



SP						
S. No.	Name	Complete Address of the Contributing Person / Company	Total Donations (In Rs.)	Amount of Contribution (In Rs.)	Mode of Contribution (Cheque/DD/Cash)	Financial Year
		Ranaghat Naudiya West Bengal		7,00,000	Draft no. 912974 dt.16.02.12, State Bank Of India Ranaghat Naudiya West Bengal	2011-2012
8	Sri Gayatri Prasad	Prajapati, Avas Vikas Colony Amethi Sultanpur	25,00,000	25,00,000	Cheque no. 028445 dt. 07.06.2011, State Bank Of India Korwan Amethi	2011-2012
9	District President, Samajwadi Party,	Dist Bijnore, UP	16,00,000	12,06,000	DD	2004-2005
		Dist Muzaffarnagar, UP		2,94,000	DD	2004-2005
		Dist Dehradun, Uttaranchal		1,00,000	DD	2004-2005
10	M/s. Honda Sea Cars India Ltd	Plot No 1-A 1, Sector 40-41, Greater Noida, UP	10,00,000	10,00,000	Cheque No 497650	2007-2008

Table: Top 10 named contributors donating above Rs 20,000 to SP between FY 2004-05 & 2011-12 from all over India

### Telegu Desam Party

TDP						
S. No.	Name	Complete Address of the Contributing Person / Company	Total Donations (In Rs.)	Amount of Contribution (In Rs.)	Mode of Contribution (Cheque /DD/Cash)	Financial Year
1	SEW Infrastructure Ltd	6-3-871 Snehlata Greenland roads begumpet Hyderabad500016	1,25,00,000	75,00,000	IndusInd bank Secundrabad branch ch no.537989 ch dt.02/04/09	2009-10
		6-3-871 Snehlata Greenland roads begumpet Hyderabad500016		50,00,000	Standard Chartered Bank Limited Rajbhavan Road Branch Cheque No 603228, Cheque date 18-04-2009	2009-10
2	Nippon Investment & Fin Co. Pvt. Ltd.	LI nd floor fort house 221.DN road fort Mumbai-400001	1,00,00,000	1,00,00,000	The bank of Rajasthan Mumbai fort branch ch no.912271 ch dt.02/04/09	2009-10
3	Srinivasa Raju Chalapathi	Plot no.1317 road no.66 jubilee hills Hyderabad	1,00,00,000	1,00,00,000	HDFC bank banjara hills Hyderabad ch no.294068 ch dt.23/04/09	2009-10

TDP						
S. No.	Name	Complete Address of the Contributing Person / Company	Total Donations (In Rs.)	Amount of Contribution (In Rs.)	Mode of Contribution (Cheque/DD/Cash)	Financial Year
4	Bharti Electoral Trust	Hotel the grand Nelson Mandela road vasanth kunj phase2 new Delhi-110070	<b>1,00,00,000</b>	1,00,00,000	Ch no.008486 dt.27/03/2009 drawn on HDFC bank new Delhi branch	2008-09
5	Teckare India Pvt. Ltd.	Llnd floor fort house 221 DN road fort Mumbai 400001	<b>1,00,00,000</b>	1,00,00,000	Federal bank Mumbai fort branch ch no.623943 ch dt.02/04/09	2009-10
6	Electoral trust	52, Mittal Towers, A-Wing, Nariman Point, Mumbai - 400021	<b>48,48,297</b>	48,48,297	Cheque, ICICI Bank Ltd, Mumbai Fort Br	2004-05
7	Dream Land Ventures Private Limited	40-1-21/3 1 <sup>st</sup> floor surya towers MG road labbipet vijyawada 520010	<b>30,00,000</b>	30,00,000	Benz circle branch Vijaywada ch no.200752 ch dt.10/04/09	2009-10
8	Cormondel Fertilisers Ltd.	Coromandal house 1-2-10 sardar patel secundrabad 500003	<b>25,00,000</b>	25,00,000	ICICI bank ltd begumpet ch no.871594 ch dt.10/04/09	2009-10
9	Solaris Holding Ltd.	Thapar house 124 janapath new Delhi	<b>25,00,000</b>	25,00,000	Standard chartered bank narain manzil branch Delhi ch.no512063 ch dt. 09/04/09	2009-10
10	Robo Silicon Pvt. Ltd.	Robo house plot no.107A road no.72 jubilee hills Hyderabad 500033	<b>25,00,000</b>	25,00,000	Ch.173799 dt.30/03/09 drawn on state bank of India ECIL branch	2008-09

Table: Top 10 named contributors donating above Rs 20,000 to TDP between FY 2004-05 & 2011-12 from all over India

### Telangana Rashtra Samithi

TRS						
S. No.	Name	Complete Address of the Contributing Person / Company	Total Donations (In Rs.)	Amount of Contribution (In Rs.)	Mode of Contribution (Cheque/DD/Cash)	Financial Year
1	Hetro durga ltd	Balanagar hydrabad	<b>25,00,000</b>	25,00,000	Cheque No- 927291 dt.08.04.2010	2010-11
2	Iloc india pvt ltd	Hydrabad	<b>25,00,000</b>	25,00,000	Cheque No- 745521 dt.8.12.2010	2010-11
3	Telangana publications pvt ltd	Road no.10 banjara hills hydrabad	<b>12,00,000</b>	12,00,000	RTGS from bank of barodra dt.13.10.2010	2010-11
4	Skyia Intemational pvt ltd	Hyderabad	<b>12,00,000</b>	10,00,000	Cheque No- 832455.dt 14.12.2010	2010-11
		Hyderabad		2,00,000	Cheque No- 9307622.dt. 29.01.2011	2010-11

TRS						
S. No.	Name	Complete Address of the Contributing Person / Company	Total Donations (In Rs.)	Amount of Contribution (In Rs.)	Mode of Contribution (Cheque/DD/Cash)	Financial Year
5	Alkabeer Exports PVT.Ltd.	Patanchevu. Medak Dist	5,00,000	5,00,000	Cheque No- 73284 dt.7.3.2012	2011-12
6	Puzzolana machinery fabrications	kairatabad hydrabad	2,00,000	2,00,000	Cheque No- 374637 dt.1.12.2010	2010-11
7	RS brother retails india pvt ltd	Koti hydrabad	2,00,000	2,00,000	Cheque No- 600050 dt.8.12.2010	2010-11
8	Gland pharma	Ballaram Hyderabad	1,00,000	1,00,000	Cheque No- 10122017.dt 21.12.2010	2010-11
9	J.Ram Reddy	Hydrabad	1,00,000	1,00,000	Cheque No- 000041 dt.7.12.2010	2010-11
10	Jaya Ram Reddy	Banguluru	1,00,000	1,00,000	Cheque No- 170424.dt. 15.12.2010	2010-11

Table: Top 10 named contributors donating above Rs 20,000 to TRS between FY 2004-05 & 2011-12 from all over India

### YSR Congress

YSR Congress						
S. No.	Name	Complete Address of the Contributing Person / Company	Total Donations (In Rs.)	Amount of Contribution (In Rs.)	Mode of Contribution (Cheque/DD/Cash)	Financial Year
1	Sri P. Venku Reddy	Ramamurthy Nagar Nellore	25,00,000	25,00,000	Cheque	2011-12
2	Sri. M Rupananda Reddy	Vivekananda Nagar Colony, Kukatpally Hyd	16,00,000	16,00,000	Cheque	2011-12
3	Sri A. Varaprasad Reddy	Villa No. 39, Hillridge Villas Gachibowll Hyd	5,00,000	5,00,000	Cheque	2011-12
4	Sri Narendra Reddy	6-3-662/6, Dwarka Nivas Jafer Ali Bag Somafiguda Hyd	5,00,000	5,00,000	Cheque	2011-12
5	Sri S.C. Krishna Reddy	SKHT Bypass Road, Near Saptagiri Rice Mill Naidupet	5,00,000	5,00,000	Cheque	2011-12
6	Sri M Venkata Subba Reddy	Mugavaripalli, Ethimarupuram, Penagalur Mandal YSR Dist	3,71,885	3,71,885	Cheque	2011-12
7	Sri Y.S. Anil Reddy	No.18, Murrays Gate Road Alwarpet Chennai 600018	2,50,000	2,50,000	Cheque	2011-12
8	Sri I Tirupal Reddy	Pullareddy Peta, Duvvuru Mandal YSR Dist	2,00,000	2,00,000	Cheque	2011-12
9	Sri M. Konda Reddy	701B, Millenum Park, Sec-25, Nerul Navi Mumbai	2,00,000	2,00,000	Cheque	2011-12
10	Sri S. G V Subba Raju	J.P. Road Near Cosmopolitan Chub, Bheemavaram	2,00,000	2,00,000	Cheque	2011-12

Table: Top 10 named contributors donating above Rs 20,000 to YSR Congress between FY 2004-05 & 2011-12 from all over India

**Zoram Nationalist Party**

ZNP-MNF						
S. No.	Name	Complete Address of the Contributing Person/Company	Total Donation (Rs)	Amount of Contribution (in Rs.)	Mode of Contribution (Cheque/demand Draft/Cash)	Financial Year
1	Lalduhawma	Chawlhmun, Aizawl 796 009 Mizoram	<b>3,17,000</b>	1,00,000	Cash	2011-12
		Chawlhmun, Aizawl 796 009, Mizoram		62,000	Cash	2010-11
		Chawlhmun, Aizawl 796 009, Mizoram		80,000	Cash	2009-10
		Chawlhmun, Aizawl 796 009, Mizoram		75,000	Cash	2008-09
2	K. Liantlinga	Venghloi, Aizawl, 796 001, Mizoram	<b>2,35,000</b>	1,00,000	Cash	2011-12
		Venghloi, Aizawl 796 001, Mizoram		40,000	Cash	2010-11
		Venghloi, Aizawl 796 001, Mizoram		30,000	Cash	2009-10
		Venghloi, Aizawl 796 001, Mizoram		65,000	Cash	2008-09
3	C. Lalbiakiana	Zarkawt, Aizawl, 796 007, Mizoram	<b>1,60,000</b>	30,000	Cash	2011-12
		Zarkawt, Aizawl 796 007, Mizoram		35,000	Cash	2010-11
		Zarkawt, Aizawl, 796 007, Mizoram		75,000	Cash	2009-10
		Zarkawt, Aizawl 796 007, Mizoram		20,000	Cash	2008-09
4	R. Lalawia	Tuikhuatlang, Aizawl 796 001, Mizoram	<b>1,00,000</b>	1,00,000	Cash	2011-12
5	Zarzoliana	Zemabawk, Aizawl 796 012, Mizoram	<b>95,000</b>	30,000	Cash	2010-11
		Zemabawk, Aizawl 796 012, Mizoram		25,000	Cash	2009-10
		Zemabawk, Aizawl, 796 012, Mizoram		40,000	Cash	2008-09
6	R. Vanlaltluanga	Bethlehem Veng, Aizawl, 796 001, Mizoram	<b>55,000</b>	30,000	Cash	2011-12
		Bethlehem Veng, Aizawl, 796 001, Mizoram		25,000	Cash	2010-11
7	W. Chhuanawma	Vaivakawn, Aizawl 796 009, Mizoram	<b>30,000</b>	30,000	Cash	2011-12

**Table: Top 7 named contributors donating above Rs 20,000 to ZNP-MNF between FY 2004-05 & 2011-12 from all over India**