

## Press Release

18<sup>th</sup> November, 2023

### Rajasthan Assembly Elections 2023

### Analysis of Criminal Background, Financial, Education, Gender and other Details of Candidates

### **Association for Democratic Reforms**

T-95, C.L. House, 2<sup>nd</sup> Floor,  
Near Gulmohar Commercial Complex  
Gautam Nagar,  
New Delhi-110 049  
Phone: +91-011-4165-4200  
Email: [adr@adrindia.org](mailto:adr@adrindia.org)

Data in this Kit is presented in good faith, with an intention to inform voters. Candidates' affidavits obtained from the ECI website ([www.eci.gov.in](http://www.eci.gov.in)) with nomination papers is the source of this analysis. Website: -[www.adrindia.org](http://www.adrindia.org), [www.myneta.info](http://www.myneta.info),

## Contents

<b>Rajasthan Assembly Elections 2023 .....</b>	<b>1</b>
<b>EC's directions (in its letters dated 6th Mar'20 &amp; 10th Oct'18) in compliance with SC orders dated 25th September, 2018 and 13th February, 2020 on Publication of Criminal Cases by Candidates and Political Parties including recording of reasons for selection. ....</b>	<b>4</b>
<b>Summary and Highlights.....</b>	<b>6</b>
<b>Financial Background.....</b>	<b>13</b>
<b>Other Background Details.....</b>	<b>19</b>
<b>Party wise Gender Details.....</b>	<b>19</b>
<b>Recommendations of ADR:.....</b>	<b>20</b>
<b>Analysis based on declared criminal cases.....</b>	<b>22</b>
<b>Party wise candidates with self-declared criminal cases.....</b>	<b>22</b>
<b>Red Alert Constituencies.....</b>	<b>23</b>
<b>Analysis based on assets.....</b>	<b>25</b>
<b>Party Wise Crorepatis .....</b>	<b>25</b>
<b>Average Assets of Candidates: Party Wise Analysis .....</b>	<b>26</b>
<b>Top 10 Candidates with Highest Assets.....</b>	<b>31</b>
<b>10 Candidates with Lowest Assets .....</b>	<b>32</b>
<b>Top 10 Candidates with Highest Liabilities.....</b>	<b>33</b>
<b>Candidates with highest income as declared in the ITR* .....</b>	<b>34</b>
<b>PAN Details of Candidates .....</b>	<b>35</b>
<b>Details of candidates who have not declared their PAN .....</b>	<b>35</b>
<b>Analysis based on Other Background Details of Candidates .....</b>	<b>36</b>

Data in this Kit is presented in good faith, with an intention to inform voters. Candidates' affidavits obtained from the ECI website ([www.eci.gov.in](http://www.eci.gov.in)) with nomination papers is the source of this analysis. Website: -[www.adrindia.org](http://www.adrindia.org), [www.myneta.info](http://www.myneta.info),

---

<b>Overall Education Report</b> .....	36
<b>Analysis based on age groups</b> .....	38
<b>Overall Gender Report</b> .....	41
<b>Assets Details of candidates: Rajasthan Assembly Elections 2023 is provided in annexure-1</b> .....	41
<b>Candidates with declared criminal cases: Rajasthan Assembly Elections 2023 is provided in annexure-2</b> .....	41
<b>Donate to ADR</b> .....	43
<b>Contact Details</b> .....	46
<b>DISCLAIMER</b> .....	47

Data in this Kit is presented in good faith, with an intention to inform voters. Candidates' affidavits obtained from the ECI website ([www.eci.gov.in](http://www.eci.gov.in)) with nomination papers is the source of this analysis. Website: -[www.adrindia.org](http://www.adrindia.org), [www.myneta.info](http://www.myneta.info),

**EC's directions (in its letters dated 6th Mar'20 & 10th Oct'18) in compliance with SC orders dated 25th September, 2018 and 13th February, 2020 on Publication of Criminal Cases by Candidates and Political Parties including recording of reasons for selection.**

**ECI's Letter dated 6th March, 2020 in compliance with Supreme Court directions dated 13th February, 2020:**

- 1) It is mandatory for **political parties** at the Central and State election level to upload on their **website detailed information regarding candidates with pending criminal cases including the nature of the offences, relevant particulars like whether charges have been framed, the concerned Court, the case number etc.**
- 2) **Political parties** will also have to give **reasons for such selection** and **why other individuals without criminal antecedents could not be selected as candidates.**
- 3) The reasons as to selection shall be with reference to the **qualifications, achievements and merit of the candidate concerned**, and not mere “winnability” at the polls.
- 4) This information shall also be published in: (a) **One local vernacular newspaper** and **one national newspaper**; (b) On the **official social media platforms** of the political party, including **Facebook & Twitter**.
- 5) These details shall be published within **48 hours of the selection of the candidate or not less than two weeks before the first date for filing of nominations**, whichever is earlier.
- 6) The **political party** concerned shall then submit **a report of compliance with these directions with the Election Commission within 72 hours** of the selection of the said candidate.
- 7) If a **political party fails to submit such a compliance report** with the Election Commission, **the Election Commission shall bring such non-compliance by the political party concerned to the notice of the Supreme Court as being in contempt of this Court's orders/directions.**

**ECI's Letter dated 10th October, 2018 in compliance with Supreme Court directions dated 25th September, 2018:**

Supreme Court's Judgment can be accessed here: [https://adrindia.org/sites/default/files/judgment\\_on\\_de-criminalization\\_25-Sep-2018.pdf](https://adrindia.org/sites/default/files/judgment_on_de-criminalization_25-Sep-2018.pdf)

**For Candidates:**

1. Each contesting candidate shall fill up the form as provided by the Election Commission and the form **must contain all the particulars as required** therein.
2. It shall state, **in bold letters, with regard to the criminal cases pending against the candidate.**
3. If a candidate is contesting an election on the ticket of a particular party, **he/she is required to inform the party about the criminal cases pending against him/her.**

Data in this Kit is presented in good faith, with an intention to inform voters. Candidates' affidavits obtained from the ECI website ([www.eci.gov.in](http://www.eci.gov.in)) with nomination papers is the source of this analysis. Website: -[www.adrindia.org](http://www.adrindia.org), [www.myneta.info](http://www.myneta.info),

---

#### For Political Parties:

1. The concerned political party shall be **obligated to put up on its website the aforesaid information pertaining to candidates having criminal antecedents.**

#### Both Political Party and Candidates.

1. It is mandatory for **political parties** and **candidates** with criminal antecedents to publish the declaration **atleast on three different dates from the date following the last date of withdrawal of candidatures and upto two days before the date of poll.** The matter should be published in font size of at least 12 and should be placed suitably in newspapers. In case of **declaration in TV Channels, the same should be completed before a period of 48 hours ending with hours fixed for conclusion of poll.** There is a format provided by ECI for such a declaration by the candidates and political parties.
2. In case of non compliance of the direction by the **candidate/political parties, the returning officers will give a written reminder** to them and in the event of non compliance till the end of the elections, **the returning officer will report to the state's Chief Electoral Officer who will intimate ECI. ECI will take a final decision in the matter.** The standard format for such a reminder to the candidates and political parties is also annexed in the letter.
3. **All political parties; recognized parties and registered unrecognized parties shall submit a report to the CEO of the concerned state stating that they have fulfilled the requirements of the directions and enclosing herewith the paper cuttings containing the directions.** This shall be done within 30 days of the completion of elections. Thereafter, within the next 15 days, the CEO should submit a report to the ECI confirming compliance and pointing out cases of defaulters.

## Summary and Highlights

The Association for Democratic Reforms (ADR) and Rajasthan Election Watch have analysed the self-sworn affidavits of all **1875** candidates, who are contesting in the Rajasthan 2023 Assembly Elections. Out of 1875 candidates analysed, 688 are from National parties, 105 are from State parties, 348 are from registered unrecognized parties and 734 candidates are contesting independently.

Party	Total Contesting Candidates	Candidates with declared Criminal Cases	% of candidates with declared criminal cases	Candidates with declared serious criminal cases	% of candidates with declared serious criminal cases	No. of Crorepatis	Percentage of Crorepati Candidates
National Parties	688	151	22%	111	16%	413	60%
State Parties	105	32	30%	27	26%	40	38%
Registered Unrecognized Party	348	46	13%	29	8%	47	14%
Independent	734	97	13%	69	9%	151	21%
<b>Total</b>	<b>1875</b>	<b>326</b>	<b>17%</b>	<b>236</b>	<b>13%</b>	<b>651</b>	<b>35%</b>

Table: Party Category Wise Details

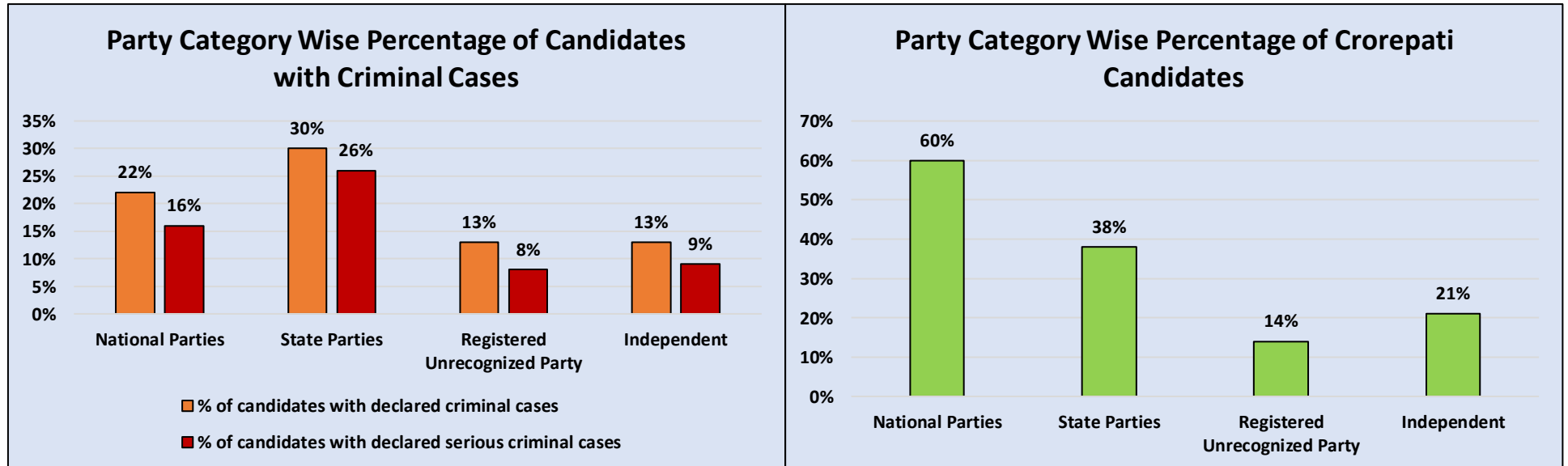


Figure: Party Category Wise Percentage of Candidates with Criminal Cases

Figure: Party Category Wise Percentage of Crorepati Candidates

Data in this Kit is presented in good faith, with an intention to inform voters. Candidates' affidavits obtained from the ECI website ([www.eci.gov.in](http://www.eci.gov.in)) with nomination papers is the source of this analysis. Website: -[www.adrindia.org](http://www.adrindia.org), [www.myneta.info](http://www.myneta.info),

### District Wise Number of Contesting Candidates

S.No.	District	Number of Constituencies	Number of contesting candidates	Date of Poll
1	Ajmer	8	88	<b>25-11-2023</b>
2	Alwar	11	113	
3	Banswara	5	40	
4	Baran	4	38	
5	Barmer	7	62	
6	Bharatpur	7	73	
7	Bhilwara	7	61	
8	Bikaner	7	76	
9	Bundi	3	26	
10	Chittorgarh	5	47	
11	Churu	6	56	
12	Dausa	5	43	
13	Dholpur	4	37	
14	Dungarpur	4	35	
15	Ganganagar	6	72	
16	Hanumangarh	5	51	
17	Jaipur	19	199	
18	Jaisalmer	2	15	
19	Jalore	5	44	
20	Jhalawar	4	23	
21	Jhunjhunu	7	71	
22	Jodhpur	10	82	
23	Karauli	4	36	
24	Kota	6	41	
25	Nagaur	10	81	
26	Pali	6	53	

Data in this Kit is presented in good faith, with an intention to inform voters. Candidates' affidavits obtained from the ECI website ([www.eci.gov.in](http://www.eci.gov.in)) with nomination papers is the source of this analysis. Website: -[www.adrindia.org](http://www.adrindia.org), [www.myneta.info](http://www.myneta.info),

S.No.	District	Number of Constituencies	Number of contesting candidates	Date of Poll
27	Pratapgarh	2	14	
28	Rajsamand	4	32	
29	Sawaimadhopur	4	42	
30	Sikar	8	93	
31	Sirohi	3	21	
32	Tonk	4	37	
33	Udaipur	8	73	
<b>Total</b>		<b>200</b>	<b>1875</b>	

**Table: District Wise Number of Contesting Candidates**

Data in this Kit is presented in good faith, with an intention to inform voters. Candidates' affidavits obtained from the ECI website ([www.eci.gov.in](http://www.eci.gov.in)) with nomination papers is the source of this analysis. Website: -[www.adrindia.org](http://www.adrindia.org), [www.myneta.info](http://www.myneta.info),



### Criminal Background

- **Candidates with Criminal Cases:** Out of the **1875** candidates analysed in Rajasthan Assembly elections 2023, **326(17%) candidates** have declared criminal cases against themselves. In **2018** Rajasthan Assembly Elections, out of **2188** candidates analysed, **320(15%)** had **declared criminal cases** against themselves.
- **Candidates with Serious Criminal Cases:** **236(13%)** have declared serious criminal cases. In **2018** Rajasthan Assembly Elections, **195 (9%)** candidates had declared serious criminal cases against themselves.

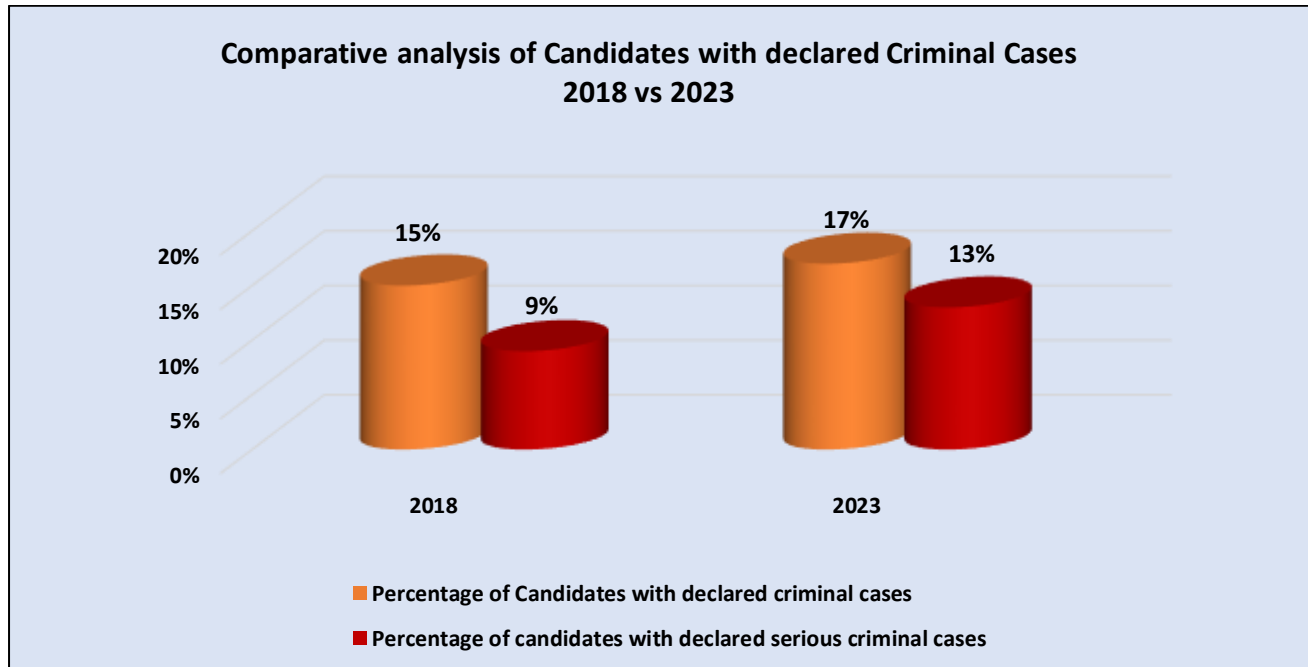



Figure: Comparative analysis of Candidates with declared Criminal Cases: 2018 vs 2023

- Criteria for serious criminal cases*
1. Offence for which maximum punishment is of 5 years or more.
  2. If an offence is non-bailable
  3. If it is an electoral offence (for eg. IPC 171E or bribery)
  4. Offence related to loss to exchequer
  5. Offences that are assault, murder, kidnap, rape related
  6. Offences that are mentioned in Representation of the People Act (Section 8)
  7. Offences under Prevention of Corruption Act
  8. Crimes against women.

Data in this Kit is presented in good faith, with an intention to inform voters. Candidates' affidavits obtained from the ECI website ([www.eci.gov.in](http://www.eci.gov.in)) with nomination papers is the source of this analysis. Website: -[www.adrindia.org](http://www.adrindia.org), [www.myneta.info](http://www.myneta.info),

- Party wise Candidates with Criminal Cases:** Among the major parties, **61(31%)** out of **200** candidates analysed from **BJP**, **47(24%)** out of **199** candidates analysed from **INC**, **12 (6%)** out of **185** candidates analysed from **BSP**, **18 (21%)** out of **86** candidates analysed from **AAP**, **28 (36%)** out of **78** candidates analysed from **Rashtriya Loktantrik Party**, **13 (72%)** out of **18** candidates analysed from **CPI(M)** and **2 (12%)** out of **17** candidates analysed from **Bhartiya Tribal Party** have declared criminal cases against themselves in their affidavits.
- Party wise Candidates with Serious Criminal Cases:** Among the major parties, **42(21%)** out of **200** candidates analysed from **BJP**, **34(17%)** out of **199** candidates analysed from **INC**, **8 (4%)** out of **185** candidates analysed from **BSP**, **15 (17%)** out of **86** candidates analysed from **AAP**, **24 (31%)** out of **78** candidates analysed from **Rashtriya Loktantrik Party**, **12 (67%)** out of **18** candidates analysed from **CPI(M)** and **1 (6%)** out of **17** candidates analysed from **Bhartiya Tribal Party** have declared serious criminal cases against themselves in their affidavits.

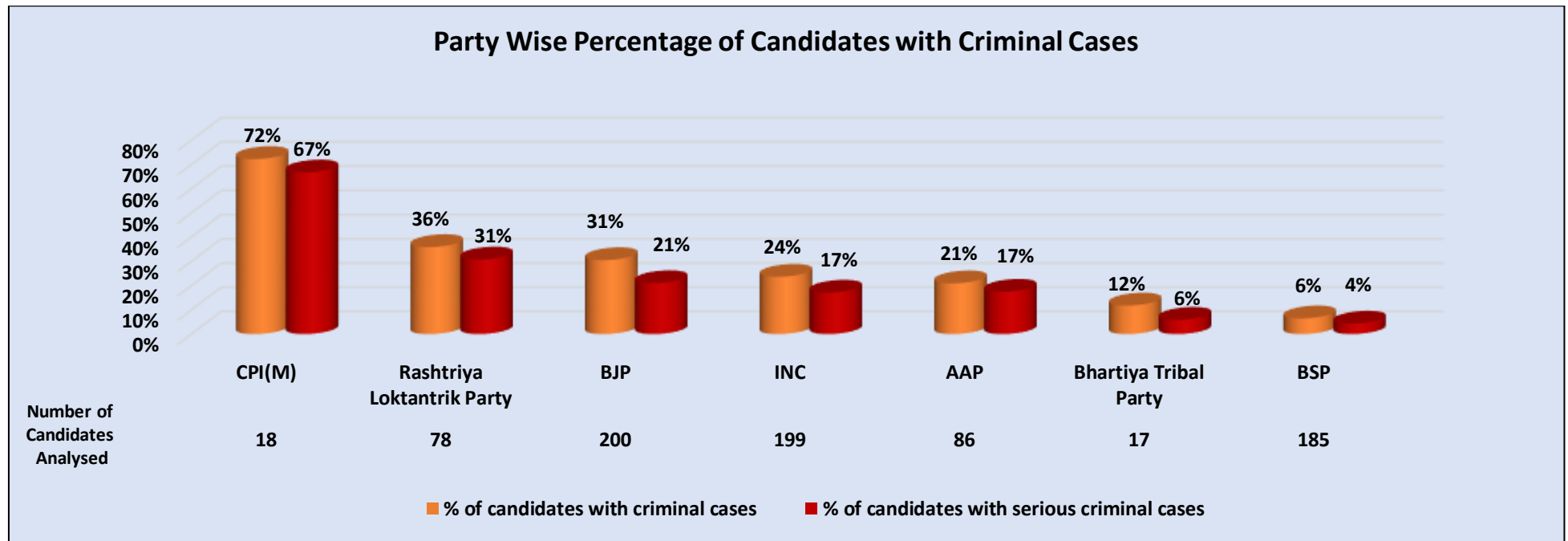
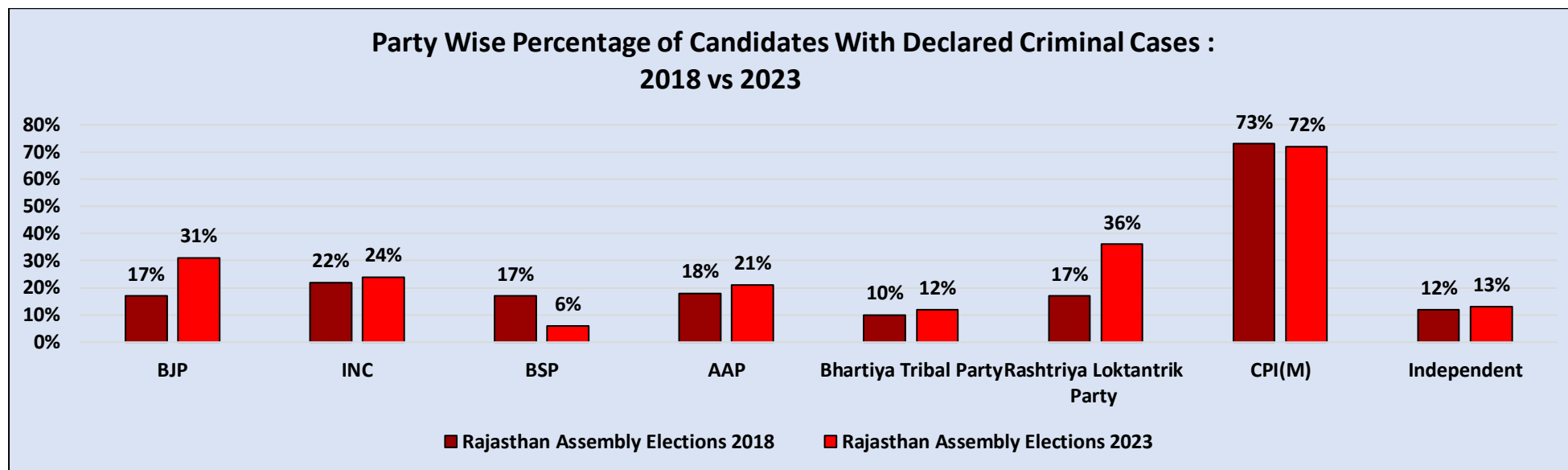


Figure: Party Wise Percentage of Candidates with Criminal Cases

Data in this Kit is presented in good faith, with an intention to inform voters. Candidates' affidavits obtained from the ECI website ([www.eci.gov.in](http://www.eci.gov.in)) with nomination papers is the source of this analysis. Website: -[www.adrindia.org](http://www.adrindia.org), [www.myneta.info](http://www.myneta.info),

Party	Rajasthan Assembly Elections 2018			Rajasthan Assembly Elections 2023		
	Number of Candidates Analysed	Number of candidates with Declared Criminal Cases	Percentage of candidates with Declared Criminal Cases	Number of Candidates Analysed	Number of candidates with Declared Criminal Cases	Percentage of candidates with Declared Criminal Cases
BJP	198	33	17%	200	61	31%
INC	193	43	22%	199	47	24%
BSP	178	31	17%	185	12	6%
AAP	141	26	18%	86	18	21%
Bhartiya Tribal Party	10	1	10%	17	2	12%
Rashtriya Loktantrik Party	54	9	17%	78	28	36%
CPI(M)	22	16	73%	18	13	72%
Independent	787	92	12%	734	97	13%

**Table: Party Wise Candidates with Declared Criminal Cases: 2018 vs 2023**



**Figure: Party Wise Percentage of Candidates with Declared Criminal Cases: 2018 vs 2023**

Data in this Kit is presented in good faith, with an intention to inform voters. Candidates' affidavits obtained from the ECI website ([www.eci.gov.in](http://www.eci.gov.in)) with nomination papers is the source of this analysis. Website: -[www.adrindia.org](http://www.adrindia.org), [www.myneta.info](http://www.myneta.info),

- **Candidates with declared cases related to crime against women:** 36 candidates have declared cases related to crime against women. Out of 36 candidates 1 candidate has declared case related to rape (IPC Section-376).
- **Candidates with declared cases related to murder:** 4 candidates have declared cases related to murder (IPC Section-302) against themselves.
- **Candidates with declared cases related to attempt to murder:** 34 candidates have declared cases related to Attempt to murder (IPC Section-307) against themselves.
- **Red Alert Constituencies\*:** 45(23%) out of 200 constituencies are red alert constituencies. Red alert constituencies are those where 3 or more contesting candidates have declared criminal cases against themselves. 48 (24%) constituencies in the Rajasthan assembly elections 2018 had 3 or more candidates with declared criminal cases
- The directions of the Supreme Court have had no effect on the political parties in selection of candidates in the Rajasthan Assembly Elections 2023 as they have again followed their old practice of giving tickets to around 17% candidates with criminal cases. All major parties contesting in Rajasthan elections have given tickets from 6 % to 72 % candidates who have declared criminal cases against themselves. The Supreme Court in its directions dated 13th February, 2020 had specifically instructed political parties to give reasons for such selection and why other individuals without criminal antecedents could not be selected as candidates. As per these mandatory guidelines, the reasons for such selection has to be with reference to qualifications, achievements and merit of the candidate concerned. During the recent 4 State Assembly elections held in 2023, it was observed that political parties gave unfounded and baseless reasons like popularity of the person, does good social work, cases are politically motivated etc. These are not sound and cogent reasons for fielding candidates with tainted backgrounds. This data clearly shows that political parties have no interest in reforming the electoral system and our democracy will continue to suffer at the hands of lawbreakers who become lawmakers.

## Financial Background

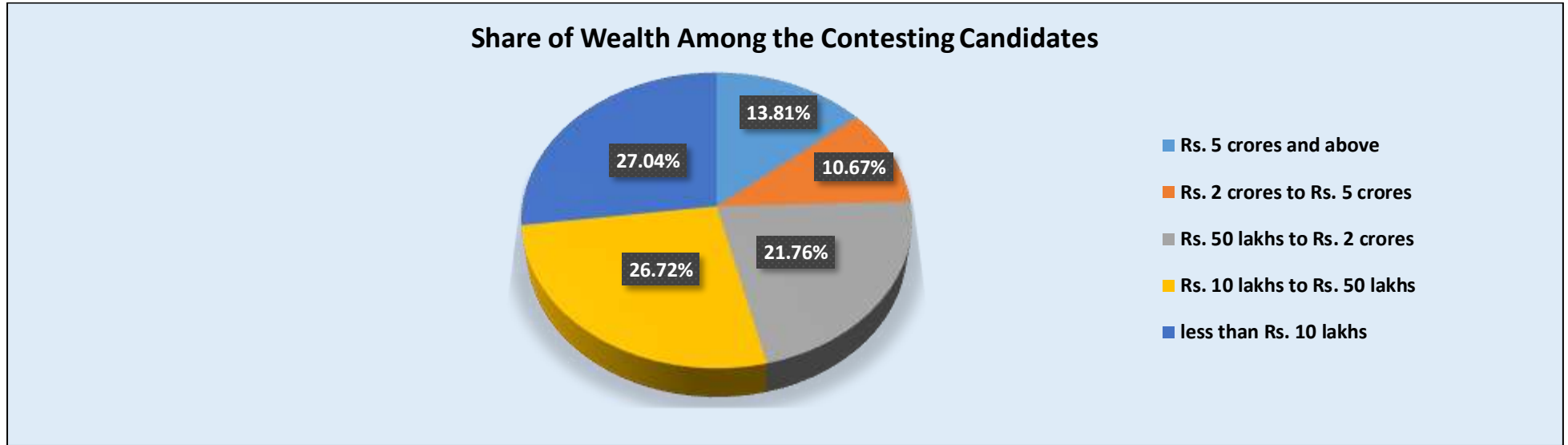


Figure: Share of Wealth among the Contesting Candidates

- **Share of wealth among candidates:** The share of wealth amongst the candidates contesting in the **Rajasthan assembly elections 2023** is as follows:

Value of assets (Rs.)	Number of candidates	Percentage of Candidates
5 crores and above	259	13.81%
2 crores to 5 crores	200	10.67%
50 lakhs to 2 crores	408	21.76%
10 lakhs to 50 lakhs	501	26.72%
less than 10 lakhs	507	27.04%

Table: Share of wealth amongst contesting candidates

Data in this Kit is presented in good faith, with an intention to inform voters. Candidates' affidavits obtained from the ECI website ([www.eci.gov.in](http://www.eci.gov.in)) with nomination papers is the source of this analysis. Website: -[www.adrindia.org](http://www.adrindia.org), [www.myneta.info](http://www.myneta.info),

- **Crorepati Candidates:** Out of the **1875** candidates analysed, **651(35%)** are crorepatis. In **2018 Rajasthan Assembly Elections**, out of **2188** candidates, **597(27%)** were crorepatis.

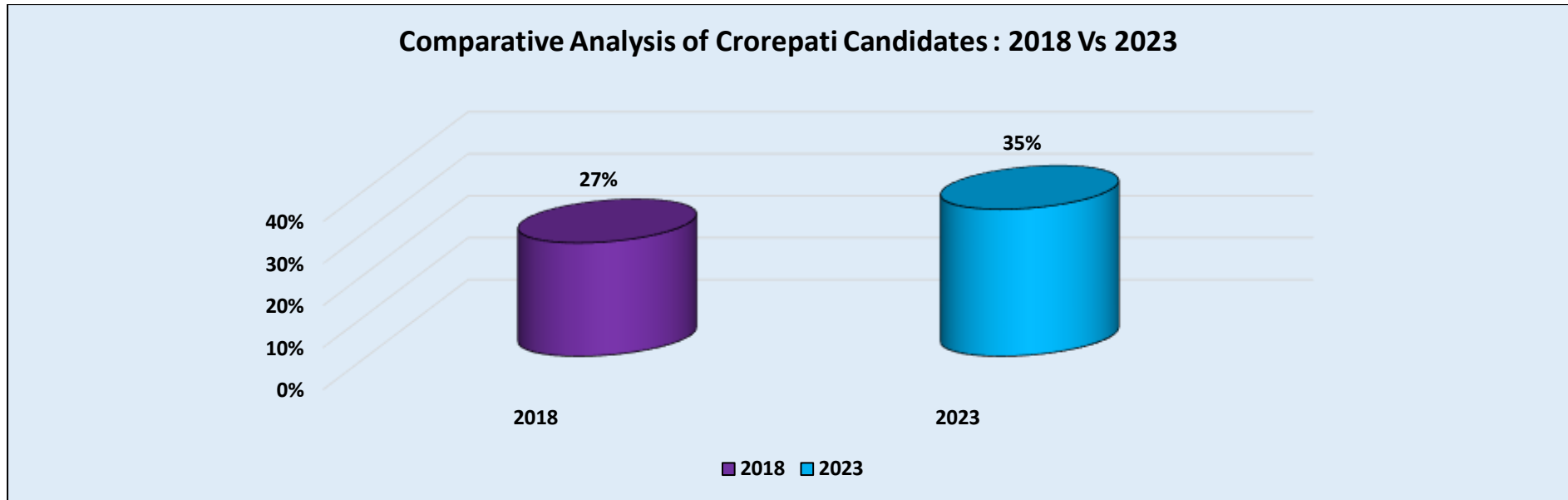


Figure: Comparative Analysis of Crorepati Candidates: 2018 Vs 2023

- **Party wise Crorepati Candidates:** The role of money power in our elections is evident from the fact that all major political parties give tickets to wealthy candidates. Among the major parties **176(88%)** out of **200** candidates analysed from **BJP**, **167(84%)** out of **199** candidates analysed from **INC**, **36(20%)** out of **185** candidates analysed from **BSP**, **29(34%)** out of **86** candidates analysed from **AAP**, **36(46%)** out of **78** candidates analysed from **Rashtriya Loktantrik Party**, **5(28%)** out of **18** candidates analysed from **CPI(M)** and **1(6%)** out of **17** candidates analysed from **Bhartiya Tribal Party** have declared assets valued more than **Rs 1 crore**.

Data in this Kit is presented in good faith, with an intention to inform voters. Candidates' affidavits obtained from the ECI website ([www.eci.gov.in](http://www.eci.gov.in)) with nomination papers is the source of this analysis. Website: -[www.adrindia.org](http://www.adrindia.org), [www.myneta.info](http://www.myneta.info),

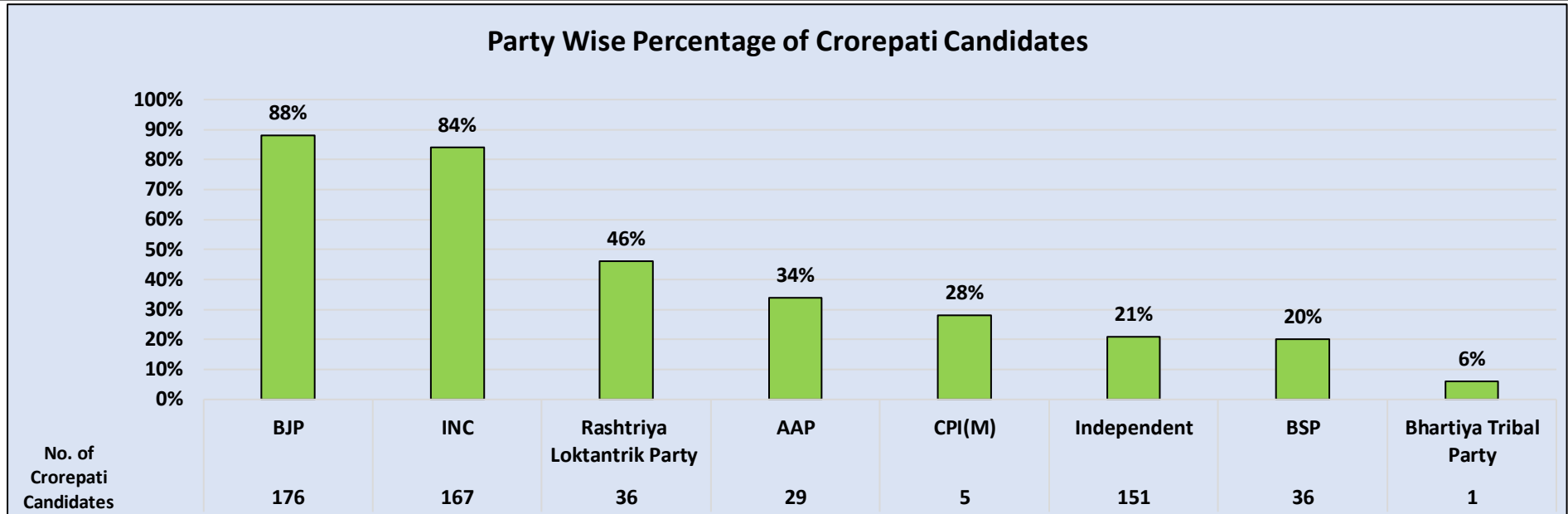


Figure: Party Wise Percentage of Crorepati Candidates

Party	Rajasthan Assembly Elections 2018			Rajasthan Assembly Elections 2023		
	Number of Candidates Analysed	Number of Crorepati Candidates	Percentage of Crorepati Candidates	Number of Candidates Analysed	Number of Crorepati Candidates	Percentage of Crorepati Candidates
BJP	198	160	81%	200	176	88%
INC	193	149	77%	199	167	84%
BSP	178	40	22%	185	36	20%
AAP	141	25	18%	86	29	34%
Bhartiya Tribal Party	10	0	0%	17	1	6%
Rashtriya Loktantrik Party	54	19	35%	78	36	46%
CPI(M)	22	4	18%	18	5	28%
Independent	787	133	17%	734	151	21%

Table: Party Wise Crorepati Candidates: 2018 vs 2023

Data in this Kit is presented in good faith, with an intention to inform voters. Candidates' affidavits obtained from the ECI website ([www.eci.gov.in](http://www.eci.gov.in)) with nomination papers is the source of this analysis. Website: -[www.adrindia.org](http://www.adrindia.org), [www.myneta.info](http://www.myneta.info),

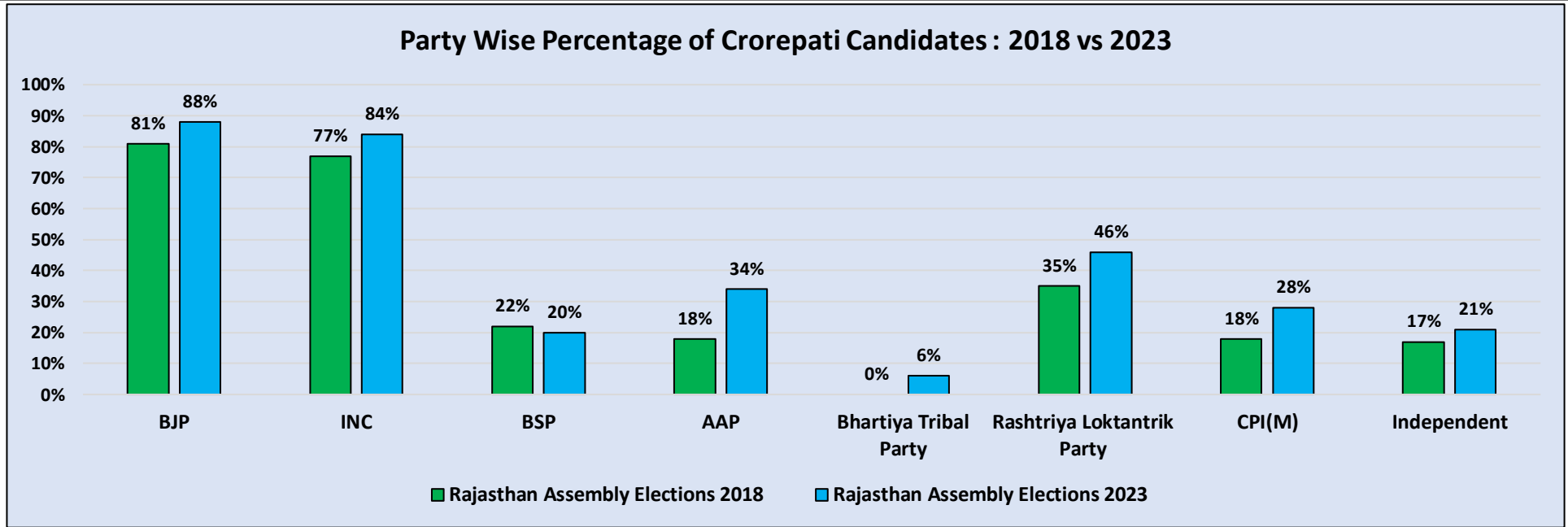


Figure: Party Wise Percentage of Crorepati Candidates: 2018 vs 2023

- **Average assets:** The average of assets per candidate contesting in the **Rajasthan Assembly Elections 2023** is **Rs 3.12 Crores**. In **2018 Rajasthan Assembly Elections**, average assets per candidate for **2188** Candidates was **Rs. 2.12 crores**.
- **Party wise average assets:** Among major parties, the average assets per candidate for **200 BJP** candidates analysed is **Rs. 8.24 Crores**, **199 INC** candidates analysed is **Rs 10.38 Crores**, **185 BSP** candidates have average assets of **Rs 1.70 Crores**, **86 AAP** candidates have average assets of **Rs 1.35 Crores**, **78 Rashtriya Loktantrik Party** candidates have average assets of **Rs 2.12 Crores**, **18 CPI(M)** candidates have average assets of **Rs 59.65 Lakhs** and **17 Bhartiya Tribal Party** have average assets worth **Rs 18.96 Lakhs**.

Data in this Kit is presented in good faith, with an intention to inform voters. Candidates' affidavits obtained from the ECI website ([www.eci.gov.in](http://www.eci.gov.in)) with nomination papers is the source of this analysis. Website: -[www.adrindia.org](http://www.adrindia.org), [www.myneta.info](http://www.myneta.info),



- **High asset candidates:** The details of top 3 candidates with highest declared assets, contesting in the **Rajasthan Assembly Elections 2023** are given below:

S.No.	Name	District	Constituency	Party Name	Movable Assets (Rs)	Immovable Assets (Rs)	Total Assets (Rs)	PAN Given
1	Rafique Mandelia	Churu	Churu	INC	91,05,98,462	75,42,40,200	1,66,48,38,662 166 Crore+	Y
2	Prem Singh Bajor	Sikar	Neem Ka Thana	BJP	73,07,31,111	50,16,00,000	1,23,23,31,111 123 Crore+	Y
3	Anjana Udayalal	Chittorgarh	Nimbahera	INC	69,64,09,569	53,30,75,000	1,22,94,84,569 122 Crore+	Y

**Table: Top three candidates with highest declared assets**

- **Zero assets candidates:** There are 8 candidates who have declared zero assets. The details of these candidates are given below:

S.No.	Name	District	Constituency	Party	Movable Assets (Rs)	Immovable Assets (Rs)	Total Assets (Rs)	PAN Given
1	Purushotam Bhati	Ajmer	Beawar	IND	0	0	0	N
2	Ved Prakash Yadav	Alwar	Mundawar	IND	0	0	0	Y
3	Hemant Sharma Advocate	Alwar	Behror	Indian Peoples Green Party	0	0	0	Y
4	Banwari Lal Sharma	Alwar	Thanagazi	BSP	0	0	0	Y
5	Kanhaiyalal	Bikaner	Nokha	IND	0	0	0	Y
6	Nahar Singh	Ganganagar	Raisinghnagar (SC)	Majdoor Kisan Akali Dal	0	0	0	Y
7	Badrilal	Jhalawar	Dag (SC)	Aazad Samaj Party (Kanshi Ram)	0	0	0	Y
8	Deepak Kumar Meena	Sawaimadhopur	Sawai Madhopur	Samrat Mihir Bhoj Samaj Party	0	0	0	Y

**Table: Candidates with declared zero assets**

- **Low assets candidates:** The details of three candidates with lowest assets (excluding zero assets candidates) are given below:

S.No.	Name	District	Constituency	Party Name	Movable Assets (Rs)	Immovable Assets (Rs)	Total Assets (Rs)	PAN Given
1	Labh Chandra Kumhar	Chittorgarh	Nimbahera	Bahujan Mukti Party	500*	0	500 5 Hund+	Y
2	Kusum Lata	Karauli	Hindaun (SC)	Bahujan Shoshit Samaj Sangharsh Samta Party	500	0	500 5 Hund+	Y
3	Renu Kumari Mahawar	Dausa	Sikrai (SC)	Bahujan Shoshit Samaj Sangharsh Samta Party	1,000	0	1,000 1 Thou+	Y

**Table: Candidates with declared lowest assets**

\* On assets value indicates that the candidate has not provided the total in their affidavits, it has been calculated on the basis of details provided by them in the same

Data in this Kit is presented in good faith, with an intention to inform voters. Candidates' affidavits obtained from the ECI website ([www.eci.gov.in](http://www.eci.gov.in)) with nomination papers is the source of this analysis. Website: -[www.adrindia.org](http://www.adrindia.org), [www.myneta.info](http://www.myneta.info),

- **Candidates with high liabilities: 922(49%)** candidates have declared liabilities in their affidavits. The details of top three candidates with highest liabilities are given below:

S.No.	Name	District	Constituency	Party Name	Total Assets (Rs)	Liabilities (Rs)	Disputed liabilities (Rs)	PAN Given
1	Rafique Mandelia	Churu	Churu	INC	1,66,48,38,662 166 Crore+	82,30,19,305 82 Crore+	0	Y
2	Prem Singh Bajor	Sikar	Neem Ka Thana	BJP	1,23,23,31,111 123 Crore+	# 71,29,10,505 71 Crore+	5,95,580 5 Lacs+	Y
3	Manoj Ghumaria	Jhunjhunu	Khetri	BSP	81,21,17,331 81 Crore+	70,68,84,557 70 Crore+	0	Y

**Table: Top three candidates with highest liabilities**

**#Disputed liabilities**

- **Candidates with high income as declared in the ITR\*:** The details of top 3 candidates with high income declared in ITR are given below:

S.No.	Name	Party Name	Constituency	District Name	Total Asset (Rs)	Self Source of Income	Spouse's Source of Income	The financial year for which the last income tax return has been filed by candidate	Total income shown by candidate in ITR (Self+Spouse+ Dependent) (Rs)	Self income shown by candidate in ITR (Rs)
1	Harendra Mirdha	INC	Nagaur	Nagaur	18,83,58,899 18 Crore+	Agriculture and Business	NA	2022-2023	13,14,16,425 13 Crore+	5,87,66,236 5 Crore+
2	Dr. Param Navdeep Singh	Aazad Samaj Party (Kanshi Ram)	Sangaria	Hanumangarh	91,79,18,270 91 Crore+	Doctor, Rent, Agriculture, Property Dealer	Pension	2022-2023	10,55,73,344 10 Crore+	10,22,37,128 10 Crore+
3	Sharawan Choudhary S/O Prem Singh	BJP	Fatehpur	Sikar	81,59,26,560 81 Crore+	Business	Business	2022-2023	6,26,91,970 6 Crore+	6,02,20,600 6 Crore+

**Table: Top 3 candidates with highest income as declared in ITR**

- **Undeclared PAN:** A total of **94(5%)** candidates have not declared their PAN details.

Data in this Kit is presented in good faith, with an intention to inform voters. Candidates' affidavits obtained from the ECI website ([www.eci.gov.in](http://www.eci.gov.in)) with nomination papers is the source of this analysis. Website: -[www.adrindia.org](http://www.adrindia.org), [www.myneta.info](http://www.myneta.info),

### Other Background Details

- **Education details of candidates:** 774(41%) candidates have declared their educational qualifications to be between 5<sup>th</sup> and 12<sup>th</sup> standard while 916(49%) candidates have declared having an educational qualification of **graduate or above**. 37 candidates are **Diploma holders**. 137 candidates have declared themselves to be just **literate** and 11 candidates are **Illiterates**.
- **Age details of candidates:** 643(34%) candidates have declared their age to be between 25 to 40 years while 868 (46%) candidates have declared their age to be between 41 to 60 years. There are 356 (19%) candidates who have declared their age to be between 61 to 80 years and 8 candidates have declared they are **more than 80** years old.
- **Gender details of candidates:** 183(10%) female candidates are contesting in the **Rajasthan Assembly Elections 2023**. In **2018 Rajasthan Assembly Elections**, 182(8%) out of 2188 candidates analysed were women.

### Party wise Gender Details

S.No.	Party Name	Total candidates analyzed	Men	Women	% of Women candidates
1	Independent	734	668	66	9%
2	INC	199	171	28	14%
3	BSP	185	163	22	12%
4	BJP	200	180	20	10%
5	AAP	86	81	5	6%
6	Rashtriya Loktantrik Party	78	73	5	6%
7	Aazad Samaj Party (Kanshi Ram)	47	43	4	9%
8	Indian Peoples Green Party	22	18	4	18%
9	Abhinav Loktantra Party	11	8	3	27%
10	Bahujan Shoshit Samaj Sangharsh Samta Party	3	0	3	100%
11	Bhartiya Tribal Party	17	16	1	6%
12	RLD	1	1	0	0%
13	CPI(M)	18	18	0	0%
14	Other Parties	274	252	22	8%
<b>Total</b>		<b>1875</b>	<b>1692</b>	<b>183</b>	<b>10%</b>

**Table: Party Wise analysis of candidates on the basis of gender**

Data in this Kit is presented in good faith, with an intention to inform voters. Candidates' affidavits obtained from the ECI website ([www.eci.gov.in](http://www.eci.gov.in)) with nomination papers is the source of this analysis. Website: -[www.adrindia.org](http://www.adrindia.org), [www.myneta.info](http://www.myneta.info),

### Recommendations of ADR:

- To remedy the existing problem of criminalization is to immediately act upon the plausible solutions offered by various committees, civil society and citizens. Supreme Court of India being the ultimate custodian of “Justice and Rule of Law” should reprimand political parties and politicians for their complete lack of will, reprehensible predilection and absence of required laws.
- Permanent disqualification of candidates convicted for heinous crimes like murder, rape, smuggling, dacoity, kidnapping etc.
- Disqualification of persons from contesting elections to the public offices against whom charges have been framed for having committed serious criminal offences punishable by imprisonment of at least 5 years, and the case is filed at least 6 months prior to the election in question.
- Cancellation of tax exemptions given to the political parties who field such tainted candidates.
- Bringing political parties under the Right to Information Act.
- De-register and de-recognise any political party if it knowingly fields a candidate with a tainted background.
- Political parties should annually file the information on criminal antecedents of their Office Bearers and make such records available to the public, including NIL records.
- Disqualification of candidates furnishing false information in the election affidavit (Form 26).
- Ensure trial of cases in which the politicians are accused to be concluded in a time bound manner.
- Implementation of SC judgment dated 23<sup>rd</sup> September, 2013 (i.e provision of NOTA buttons on the *EVMs*) in its *letter and spirit* by ensuring a) if NOTA gets more votes than any of the candidates, none of the candidates should be declared elected, and a fresh election should be held; b) in the fresh election, none of the candidates in the earlier election, in which NOTA got the highest number of votes, should be allowed to contest.
- Implementation of the **25<sup>th</sup> September, 2018** and **13<sup>th</sup> February, 2020 SC** orders on '*publication of criminal cases against candidates selected by political parties along with reasons for such selection*' in its *letter and spirit* by directing the Election Commission of India a) **to list out names of such tainted candidates selected by the political parties along with such reasons for such selection C8 including diligent publication of reasons in newspapers, T.V channels, party website etc,** b) **strict and constant reminders by ROs to the defaulters,** c) **list needs to be religiously prepared and submitted to the Supreme Court after every election,** d) **uploading of this list on ECI's website for public inspection,** e) **a suitably heavy financial penalty levied on political parties for making insufficient disclosures, invalid and common reasons, selection of candidates based on winnability and** f) **Officer in-charge of a political party pertaining to submission of a compliance report should also be held accountable for such a breach.**

- The Election Commission of India and all State Election Commissions *should make it mandatory* in all elections; Parliamentary, Assembly and Local Body elections to carry **display boards outside each and every polling booth showing a summarised version of candidates' affidavits**. The polling booths should essentially display details of *candidate's criminal records, assets and liabilities and education qualification*.
- The Election Commission of India under its 'Systematic Voters' Education and Electoral Participation' (SVEEP) as well as through other national campaigns on voter awareness held before every election should inform and aware the voters that **(i) taking and giving cash or gifts/freebies for votes is a criminal offense, (ii) such instances should be brought to the notice of the ECI through its web application, (iii) inform voters that information on criminal records of candidates is available on the ECI website, outside polling booths and other sources that the ECI may use**.
- Political parties in India should be required to announce/publish the list of candidates contesting elections **at least 3 months prior to elections**.
- Role of money and muscle power is evident from the fact that all major political parties in **Rajasthan Assembly Elections 2023** have fielded **6% to 88% candidates who are crorepatis and 6% to 72 % candidates who have declared criminal cases** against themselves. This close and alarming nexus between money power and muscle power has got so ingrained in our electoral system that the citizens are left hostage to the current situation. Money and muscle power hurt the principles of **'free and fair elections', 'participatory democracy' and 'level playing field'**. The present circumstances therefore demand **an extensive deliberation by the voters so that sanctity of elections is not ridiculed by tenacious entry of tainted candidates and candidates with abnormal multiplication of assets**.

**Analysis based on declared criminal cases**  
**Party wise candidates with self-declared criminal cases**

Party Name	Total number of candidates analyzed	candidates with declared Criminal Cases	% of candidates with declared criminal cases	candidates with declared serious criminal cases	% of candidates with declared serious criminal cases
BJP	200	61	31%	42	21%
INC	199	47	24%	34	17%
BSP	185	12	6%	8	4%
AAP	86	18	21%	15	17%
Independent	734	97	13%	69	9%
Rashtriya Loktantrik Party	78	28	36%	24	31%
Aazad Samaj Party (Kanshi Ram)	47	13	28%	9	19%
Bharat Adivasi Party	27	10	37%	5	19%
Abhinav Rajasthan Party	21	1	5%	1	5%
Jannayak Janta Party	20	4	20%	2	10%
CPI(M)	18	13	72%	12	67%
Bahujan Mukti Party	18	5	28%	4	22%
Bhartiya Tribal Party	17	2	12%	1	6%
All India Majlis-E-Ittehadul Muslimeen	10	2	20%	2	20%
Lok Janshakti Party (Ram Vilas)	9	3	33%	1	11%
CPI	9	1	11%		0%
Rashtriya Janata Sena	9	1	11%		0%
SDPI	3	2	67%	1	33%
Welfare Party Of India	3	1	33%	1	33%
Ummeed Party Of India	2	1	50%	1	50%
Jai Hind Congress Party	2	1	50%	1	50%
Public Political Party	2	1	50%	1	50%
Shiv Sena	1	1	100%	1	100%
Rashtriya Jatigat Aarakshan Virodhi Party	1	1	100%	1	100%
Other Parties	174	0	0%	0	0%
<b>Total</b>	<b>1875</b>	<b>326</b>	<b>17%</b>	<b>236</b>	<b>13%</b>

**Table: Party wise candidates with self-declared criminal cases**

Data in this Kit is presented in good faith, with an intention to inform voters. Candidates' affidavits obtained from the ECI website ([www.eci.gov.in](http://www.eci.gov.in)) with nomination papers is the source of this analysis. Website: -[www.adrindia.org](http://www.adrindia.org), [www.myneta.info](http://www.myneta.info),

## Red Alert Constituencies

There are **45 (23%)** out of 200 constituencies in the Rajasthan assembly elections 2023, having 3 or more candidates with declared criminal cases.

S.No.	District	Constituency	Number of Candidates Analyzed	Number of Candidates with Criminal Cases	Parties fielding Candidates with Criminal Cases
1	Sawaimadhopur	Gangapur	16	7	INC, Aazad Samaj Party (Kanshi Ram), All India Majlis-E-Ittehadul Muslimeen, Bharat Adivasi Party, BSP, IND, IND
2	Sikar	Sikar	16	6	BJP, AAP, BSP, CPI(M), Rashtriya Loktantrik Party, SDPI
3	Jaipur	Sanganer	16	5	BJP, INC, IND, IND, Rashtriya Loktantrik Party
4	Dausa	Mahuwa	12	5	INC, Aazad Samaj Party (Kanshi Ram), BSP, Jannayak Janta Party, Lok Janshakti Party (Ram Vilas)
5	Barmer	Pachpadra	10	5	Bhartiya Tribal Party, IND, IND, IND, Rashtriya Loktantrik Party
6	Alwar	Thanagazi	14	5	BJP, INC, AAP, Aazad Samaj Party (Kanshi Ram), BSP
7	Hanumangarh	Hanumangarh	13	5	BJP, CPI(M), IND, IND, Jai Hind Congress Party
8	Jaipur	Adarsh Nagar	14	5	BJP, INC, AAP, IND, IND
9	Hanumangarh	Bhadra	10	5	Aazad Samaj Party (Kanshi Ram), CPI(M), IND, IND, Jannayak Janta Party
10	Jaipur	Chomu	9	4	BSP, IND, IND, Rashtriya Loktantrik Party
11	Hanumangarh	Sangaria	13	4	INC, Aazad Samaj Party (Kanshi Ram), IND, IND
12	Dungarpur	Dungarpur (St)	9	4	INC, AAP, Bharat Adivasi Party, CPI(M)
13	Jhunjhunu	Udaipurwati	9	4	BJP, Bahujan Mukti Party, BSP, Shiv Sena
14	Bikaner	Lunkaransar	10	4	INC, IND, IND, Rashtriya Loktantrik Party
15	Banswara	Garhi (St)	12	4	Bahujan Mukti Party, Bharat Adivasi Party, IND, IND
16	Jaipur	Hawa Mahal	10	4	BJP, AAP, Lok Janshakti Party (Ram Vilas), Welfare Party of India
17	Pali	Marwar Junction	9	4	BJP, INC, IND, IND
18	Bhilwara	Jahazpur	7	3	BJP, INC, IND
19	Kota	Ladpura	8	3	INC, IND, IND
20	Jaipur	Malviya Nagar	10	3	BJP, INC, IND
21	Udaipur	Salumber (St)	10	3	BJP, Bharat Adivasi Party, IND
22	Dungarpur	Chorasi (St)	9	3	INC, Bharat Adivasi Party, IND
23	Jaipur	Amber	15	3	IND, IND, Rashtriya Loktantrik Party
24	Karauli	Todabhim (St)	7	3	BJP, INC, AAP
25	Nagaur	Khinwsar	7	3	BJP, IND, Rashtriya Loktantrik Party
26	Banswara	Kushalgarh (St)	10	3	INC, IND, IND
27	Pali	Sojat (Sc)	12	3	BJP, Aazad Samaj Party (Kanshi Ram), IND

Data in this Kit is presented in good faith, with an intention to inform voters. Candidates' affidavits obtained from the ECI website ([www.eci.gov.in](http://www.eci.gov.in)) with nomination papers is the source of this analysis. Website: -[www.adrindia.org](http://www.adrindia.org), [www.myneta.info](http://www.myneta.info),

S.No.	District	Constituency	Number of Candidates Analyzed	Number of Candidates with Criminal Cases	Parties fielding Candidates with Criminal Cases
28	Dholpur	Bari	10	3	BJP, INC, IND
29	Bharatpur	Kaman	12	3	INC, IND, IND
30	Ganganagar	Anupgarh (Sc)	7	3	CPI(M), IND, Rashtriya Loktantrik Party
31	Nagaur	Nawan	9	3	Aazad Samaj Party (Kanshi Ram), CPI(M), IND
32	Alwar	Mundawar	10	3	BJP, INC, AAP
33	Ganganagar	Suratgarh	15	3	BJP, IND, Jannayak Janta Party
34	Bikaner	Nokha	14	3	BJP, IND, IND
35	Jalore	Raniwara	9	3	BJP, Aazad Samaj Party (Kanshi Ram), Bahujan Mukti Party
36	Dausa	Bandikui	10	3	IND, IND, Rashtriya Loktantrik Party
37	Bharatpur	Nadbai	16	3	BSP, IND, Lok Janshakti Party (Ram Vilas)
38	Ganganagar	Ganganagar	16	3	BJP, IND, Rashtriya Jatigat Aarakshan Virodhi Party
39	Sikar	Neem Ka Thana	11	3	INC, AAP, Rashtriya Loktantrik Party
40	Bharatpur	Deeg-Kumher	8	3	BJP, INC, Rashtriya Loktantrik Party
41	Barmer	Sheo	9	3	BJP, IND, IND
42	Jaipur	Jhotwara	18	3	INC, IND, Rashtriya Loktantrik Party
43	Ajmer	Nasirabad	10	3	INC, IND, Jannayak Janta Party
44	Ajmer	Masuda	9	3	BSP, IND, IND
45	Sikar	Srimadhapur	9	3	BJP, IND, IND

**Table: List of Red Alert Constituencies**

Data in this Kit is presented in good faith, with an intention to inform voters. Candidates' affidavits obtained from the ECI website ([www.eci.gov.in](http://www.eci.gov.in)) with nomination papers is the source of this analysis. Website: -[www.adrindia.org](http://www.adrindia.org), [www.myneta.info](http://www.myneta.info),



## Analysis based on assets

### Party Wise Crorepatis

Party Name	Number of Candidates Analyzed	No of Crorepatis	Percentage of Crorepati Candidates
BJP	200	176	88%
INC	199	167	84%
Independent	734	151	21%
Rashtriya Loktantrik Party	78	36	46%
BSP	185	36	19%
AAP	86	29	34%
Aazad Samaj Party (Kanshi Ram)	47	10	21%
Jannayak Janta Party	20	9	45%
CPI(M)	18	5	28%
Bharat Adivasi Party	27	4	15%
Bheem Tribal Congress	10	3	30%
Abhinav Rajasthan Party	21	3	14%
All India Majlis-E-Ittehadul Muslimeen	10	2	20%
Nav Hind Party	2	2	100%
National Janmandal Party	6	2	33%
Rajasthan Vikas Party	3	1	33%
Rashtriya Vyapari Party	2	1	50%
Abhinav Loktantra Party	11	1	9%
SP	5	1	20%
Rajasthan Democratic Front	2	1	50%
Rashtriya Jan Shourya Party	1	1	100%
Bhartiya Tribal Party	17	1	6%
Vikas Manch	1	1	100%
Indian Peoples Green Party	22	1	5%
Bahujan Mukti Party	18	1	6%
Rashtriya Janata Sena	9	1	11%
Loktantrik Janshakti Party	1	1	100%
Janta Sena Rajasthan	1	1	100%
Shiv Sena	1	1	100%
RLD	1	1	100%
Rashtriya Sawarn Dal	1	1	100%
Other Parties	136	0	0%
<b>Total</b>	<b>1875</b>	<b>651</b>	<b>35%</b>

**Table: Party wise break up of crorepati candidates**

Data in this Kit is presented in good faith, with an intention to inform voters. Candidates' affidavits obtained from the ECI website ([www.eci.gov.in](http://www.eci.gov.in)) with nomination papers is the source of this analysis. Website: -[www.adrindia.org](http://www.adrindia.org), [www.myneta.info](http://www.myneta.info),

### Average Assets of Candidates: Party Wise Analysis

Party Name	Number of Candidates Analyzed	Average Assets (Rs)
BJP	200	Rs 8,24,69,521 ~ 8 Crore+
INC	199	Rs 10,38,04,248 ~ 10 Crore+
BSP	185	Rs 1,70,52,855 ~ 1 Crore+
AAP	86	Rs 1,35,65,611 ~ 1 Crore+
Rashtriya Loktantrik Party	78	Rs 2,12,30,083 ~ 2 Crore+
Aazad Samaj Party (Kanshi Ram)	47	Rs 3,17,38,076 ~ 3 Crore+
Bharat Adivasi Party	27	Rs 40,30,447 ~ 40 Lacs+
Right to Recall Party	26	Rs 10,40,129 ~ 10 Lacs+
Indian Peoples Green Party	22	Rs 12,37,909 ~ 12 Lacs+
Abhinav Rajasthan Party	21	Rs 58,81,472 ~ 58 Lacs+
Jannayak Janta Party	20	Rs 5,60,57,004 ~ 5 Crore+
CPI(M)	18	Rs 59,65,893 ~ 59 Lacs+
Bahujan Mukti Party	18	Rs 19,08,188 ~ 19 Lacs+
Bhartiya Tribal Party	17	Rs 18,96,072 ~ 18 Lacs+
Abhinav Loktantra Party	11	Rs 32,69,823 ~ 32 Lacs+
Bheem Tribal Congress	10	Rs 59,65,004 ~ 59 Lacs+

Data in this Kit is presented in good faith, with an intention to inform voters. Candidates' affidavits obtained from the ECI website ([www.eci.gov.in](http://www.eci.gov.in)) with nomination papers is the source of this analysis. Website: -[www.adrindia.org](http://www.adrindia.org), [www.myneta.info](http://www.myneta.info),

Party Name	Number of Candidates Analyzed	Average Assets (Rs)
All India Majlis-E-Ittehadul Muslimeen	10	Rs 50,14,711 ~ 50 Lacs+
Rashtriya Janata Sena	9	Rs 2,13,26,792 ~ 2 Crore+
Lok Janshakti Party (Ram Vilas)	9	Rs 32,93,286 ~ 32 Lacs+
CPI	9	Rs 26,32,489 ~ 26 Lacs+
National Janmandal Party	6	Rs 53,73,743 ~ 53 Lacs+
SP	5	Rs 1,05,67,957 ~ 1 Crore+
Ambedkarite Party of India	5	Rs 32,36,945 ~ 32 Lacs+
Parivartan Party of India	5	Rs 16,59,632 ~ 16 Lacs+
Asankhya Samaj Party	4	Rs 40,93,522 ~ 40 Lacs+
Janata Congress	4	Rs 40,91,441 ~ 40 Lacs+
Bharatiya Yuva Jan Ekta Party	4	Rs 21,01,300 ~ 21 Lacs+
Peoples Party of India (Democratic)	4	Rs 17,39,250 ~ 17 Lacs+
Aam Aadmi Parivartan Party	4	Rs 16,49,875 ~ 16 Lacs+
Republican Party of India (Athawale)	4	Rs 9,31,843 ~ 9 Lacs+
Rajasthan Vikas Party	3	Rs 1,37,87,203 ~ 1 Crore+
Rashtravadi Bharat Party	3	Rs 38,05,833 ~ 38 Lacs+
SDPI	3	Rs 29,34,411 ~ 29 Lacs+

Data in this Kit is presented in good faith, with an intention to inform voters. Candidates' affidavits obtained from the ECI website ([www.eci.gov.in](http://www.eci.gov.in)) with nomination papers is the source of this analysis. Website: -[www.adrindia.org](http://www.adrindia.org), [www.myneta.info](http://www.myneta.info),

Party Name	Number of Candidates Analyzed	Average Assets (Rs)
Welfare Party of India	3	Rs 29,25,190 ~ 29 Lacs+
Gana Suraksha Party	3	Rs 8,04,033 ~ 8 Lacs+
Aam Janmat Party	3	Rs 7,49,106 ~ 7 Lacs+
Bahujan Shoshit Samaj Sangharsh Samta Party	3	Rs 6,06,284 ~ 6 Lacs+
Rashtriya Vyapari Party	2	Rs 12,09,54,527 ~ 12 Crore+
Rajasthan Democratic Front	2	Rs 3,32,64,000 ~ 3 Crore+
Nav Hind Party	2	Rs 1,63,54,069 ~ 1 Crore+
Jai Hind Congress Party	2	Rs 25,26,500 ~ 25 Lacs+
Hindustan Janta Party	2	Rs 16,44,500 ~ 16 Lacs+
Public Political Party	2	Rs 9,34,406 ~ 9 Lacs+
CPI(ML)(L)	2	Rs 5,53,218 ~ 5 Lacs+
Ummeed Party of India	2	Rs 3,11,750 ~ 3 Lacs+
Majdoor Kisan Akali Dal	2	Rs 3,00,250 ~ 3 Lacs+
Peoples Liberal Party	2	Rs 62,597 ~ 62 Thou+
Vikas Manch	1	Rs 37,40,55,000 ~ 37 Crore+
Loktantrik Janshakti Party	1	Rs 14,46,05,000 ~ 14 Crore+
Janta Sena Rajasthan	1	Rs 5,05,92,162 ~ 5 Crore+

Data in this Kit is presented in good faith, with an intention to inform voters. Candidates' affidavits obtained from the ECI website ([www.eci.gov.in](http://www.eci.gov.in)) with nomination papers is the source of this analysis. Website: -[www.adrindia.org](http://www.adrindia.org), [www.myneta.info](http://www.myneta.info),

Party Name	Number of Candidates Analyzed	Average Assets (Rs)
Rashtriya Jan Shourya Party	1	Rs 4,63,58,756 ~ 4 Crore+
Shiv Sena	1	Rs 4,26,49,695 ~ 4 Crore+
RLD	1	Rs 3,89,61,828 ~ 3 Crore+
Rashtriya Sawarn Dal	1	Rs 1,13,73,800 ~ 1 Crore+
Rashtra Bhakt Dal	1	Rs 94,45,080 ~ 94 Lacs+
Indian Indira Congress (R)	1	Rs 93,50,000 ~ 93 Lacs+
Shiromani Akali Dal (Amritsar)(Simranjit Singh Mann)	1	Rs 73,40,934 ~ 73 Lacs+
Bhartiya Janraj Party	1	Rs 59,90,000 ~ 59 Lacs+
Pehchan Peoples Party	1	Rs 51,75,000 ~ 51 Lacs+
Azad Samaj Party	1	Rs 48,17,343 ~ 48 Lacs+
Jan Sangharsh Virat Party	1	Rs 33,52,494 ~ 33 Lacs+
Rashtriya Jatigat Aarakshan Virodhi Party	1	Rs 32,08,500 ~ 32 Lacs+
Marxist Communist Party of India (United)	1	Rs 30,45,535 ~ 30 Lacs+
Swatantrata Abhivyakti Party	1	Rs 26,42,500 ~ 26 Lacs+
Rashtriya Rashtrawadi Party	1	Rs 25,45,000 ~ 25 Lacs+
Rashtriya Jankranti Party	1	Rs 20,32,270 ~ 20 Lacs+
Jan Sangh Party	1	Rs 15,80,000 ~ 15 Lacs+

Data in this Kit is presented in good faith, with an intention to inform voters. Candidates' affidavits obtained from the ECI website ([www.eci.gov.in](http://www.eci.gov.in)) with nomination papers is the source of this analysis. Website: -[www.adrindia.org](http://www.adrindia.org), [www.myneta.info](http://www.myneta.info),

Party Name	Number of Candidates Analyzed	Average Assets (Rs)
Bharatiya Nav Kranti Party	1	Rs 13,85,000 ~ 13 Lacs+
Akhil Bharatiya Congress Dal (Ambedkar)	1	Rs 13,10,020 ~ 13 Lacs+
Bharat Lok Sewak Party	1	Rs 10,80,636 ~ 10 Lacs+
Bharatiya Mulnivasi Aazad Party	1	Rs 9,22,000 ~ 9 Lacs+
Bharatiya Samta Samaj Party	1	Rs 8,70,000 ~ 8 Lacs+
Bhartiya Jan Satta Party	1	Rs 5,22,000 ~ 5 Lacs+
National Future Party	1	Rs 4,55,000 ~ 4 Lacs+
Bhartiya Public Labour Party	1	Rs 1,93,604 ~ 1 Lacs+
Republican Party of India	1	Rs 56,500 ~ 56 Thou+
Akhil Bhartiya Aamjan Party	1	Rs 26,000 ~ 26 Thou+
Jai Maha Bharath Party	1	Rs 23,000 ~ 23 Thou+
Bhartiya Janta Dal	1	Rs 18,000 ~ 18 Thou+
Samrat Mihir Bhoj Samaj Party	1	Rs 0 ~
<b>Average Assets of All Parties Candidates</b>	<b>1141</b>	<b>Rs 4,20,39,777</b> <b>4 Crore+</b>
<b>Average Assets of Independent Candidates</b>	<b>734</b>	<b>Rs 1,44,95,786</b> <b>~ 1 Crore+</b>
<b>Average Assets of All Parties Candidates and Independent Candidates</b>	<b>1875</b>	<b>Rs 3,12,57,223</b> <b>3 Crore+</b>

**Table: Party wise average assets of candidates**

Data in this Kit is presented in good faith, with an intention to inform voters. Candidates' affidavits obtained from the ECI website ([www.eci.gov.in](http://www.eci.gov.in)) with nomination papers is the source of this analysis. Website: -[www.adrindia.org](http://www.adrindia.org), [www.myneta.info](http://www.myneta.info),

### Top 10 Candidates with Highest Assets

S.No.	Name	District	Constituency	Party Name	Movable Assets (Rs)	Immovable Assets (Rs)	Total Assets (Rs)	PAN Given
1	Rafique Mandelia	Churu	Churu	INC	91,05,98,462	75,42,40,200	1,66,48,38,662 166 Crore+	Y
2	Prem Singh Bajor	Sikar	Neem Ka Thana	BJP	73,07,31,111	50,16,00,000	1,23,23,31,111 123 Crore+	Y
3	Anjana Udayalal	Chittorgarh	Nimbahera	INC	69,64,09,569	53,30,75,000	1,22,94,84,569 122 Crore+	Y
4	Vishvendra Singh	Bharatpur	Deeg-Kumher	INC	11,43,13,117	97,62,00,000	1,09,05,13,117 109 Crore+	Y
5	Jyoti Mirdha	Nagaur	Nagaur	BJP	36,02,35,405	66,29,19,075	1,02,31,54,480 102 Crore+	Y
6	Siddhi Kumari	Bikaner	Bikaner East	BJP	16,52,57,265	85,75,35,282	1,02,27,92,547 102 Crore+	Y
7	Om Bishnoi	Ganganagar	Sadulshahar	IND	6,48,86,137	85,72,25,000	92,21,11,137 92 Crore+	Y
8	Dr. Param Navdeep Singh	Hanumangarh	Sangaria	Aazad Samaj Party (Kanshi Ram)	9,00,62,020	82,78,56,250	91,79,18,270 91 Crore+	Y
9	Manvendra Singh	Barmer	Siwana	INC	2,07,87,977	87,50,86,111	89,58,74,088 89 Crore+	Y
10	Sunil Parihar	Barmer	Siwana	IND	2,12,73,919	85,55,00,000	87,67,73,919 87 Crore+	Y

**Table: Top 10 candidates with highest assets**

Data in this Kit is presented in good faith, with an intention to inform voters. Candidates' affidavits obtained from the ECI website ([www.eci.gov.in](http://www.eci.gov.in)) with nomination papers is the source of this analysis. Website: -[www.adrindia.org](http://www.adrindia.org), [www.myneta.info](http://www.myneta.info),

## 10 Candidates with Lowest Assets

The details of candidates with lowest assets (excluding zero assets candidates) are given below:

S.No.	Name	District	Constituency	Party Name	Movable Assets (Rs)	Immovable Assets (Rs)	Total Assets (Rs)	PAN Given
1	Labh Chandra Kumhar	Chittorgarh	Nimbahera	Bahujan Mukti Party	500*	0	500 5 Hund+	Y
2	Kusum Lata	Karauli	Hindaun (SC)	Bahujan Shoshit Samaj Sangharsh Samta Party	500	0	500 5 Hund+	Y
3	Renu Kumari Mahawar	Dausa	Sikrai (SC)	Bahujan Shoshit Samaj Sangharsh Samta Party	1,000	0	1,000 1 Thou+	Y
4	Dhrampal	Hanumangarh	Sangaria	Hindustan Janta Party	1,000*	0	1,000 1 Thou+	Y
5	Barkat Mohammad	Sikar	Sikar	Jannayak Janta Party	1,000	0	1,000 1 Thou+	Y
6	Vimal Kumar Meghwal	Baran	Baran Atru (SC)	Peoples Party of India (Democratic)	2,000	0	2,000 2 Thou+	Y
7	Subodh Urf S.L. Vyas	Jodhpur	Phalodi	IND	3,027*	0	3,027 3 Thou+	N
8	Dhanraj	Baran	Anta	IND	5,000	0	5,000 5 Thou+	Y
9	Jasaprit	Ganganagar	Raisinghnagar (SC)	BSP	5,000*	0	5,000 5 Thou+	Y
10	Bhagirath	Sikar	Dhod (SC)	IND	5,000*	0	5,000 5 Thou+	Y

**Table: 10 candidates with lowest assets**

\* On assets value indicates that the candidate has not provided the total in their affidavits, it has been calculated on the basis of details provided by them in the same



### Top 10 Candidates with Highest Liabilities

S.No.	Name	District	Constituency	Party Name	Total Assets (Rs)	Liabilities (Rs)	Disputed liabilities (Rs)	PAN Given
1	Rafique Mandelia	Churu	Churu	INC	1,66,48,38,662 166 Crore+	82,30,19,305 82 Crore+	0	Y
2	Prem Singh Bajor	Sikar	Neem Ka Thana	BJP	1,23,23,31,111 123 Crore+	# 71,29,10,505 71 Crore+	5,95,580 5 Lacs+	Y
3	Manoj Ghumaria	Jhunjhunu	Khetri	BSP	81,21,17,331 81 Crore+	70,68,84,557 70 Crore+	0	Y
4	Sharawan Choudhary S/O Prem Singh	Sikar	Fatehpur	BJP	81,59,26,560 81 Crore+	37,56,97,111 37 Crore+	0	Y
5	Jyoti Mirdha	Nagaur	Nagaur	BJP	1,02,31,54,480 102 Crore+	36,12,26,780 36 Crore+	0	Y
6	Rafeek Khan	Jaipur	Adarsh Nagar	INC	51,75,28,676 51 Crore+	30,70,07,489 30 Crore+	0	Y
7	Ashok Kumar Kothari	Bhilwara	Bhilwara	IND	35,23,53,856 35 Crore+	25,40,00,000 25 Crore+	0	Y
8	Ashok	Bundi	Hindoli	INC	28,28,79,990 28 Crore+	24,49,02,629 24 Crore+	0	Y
9	Karuna Ashok Chandak	Ganganagar	Ganganagar	IND	50,21,58,189 50 Crore+	# 14,16,10,361 14 Crore+	1,90,00,000 1 Crore+	Y
10	Vidhyadhar Singh	Jaipur	Phulera	INC	70,70,90,855 70 Crore+	13,08,50,842 13 Crore+	0	Y

**Table: Top 10 candidates with highest declared liabilities**

**#Disputed liabilities**

Data in this Kit is presented in good faith, with an intention to inform voters. Candidates' affidavits obtained from the ECI website ([www.eci.gov.in](http://www.eci.gov.in)) with nomination papers is the source of this analysis. Website: -[www.adrindia.org](http://www.adrindia.org), [www.myneta.info](http://www.myneta.info),

### Candidates with highest income as declared in the ITR\*

S.No.	Name	Party Name	Constituency	District Name	Total Asset (Rs)	Self Source of Income	Spouse's Source of Income	The financial year for which the last income tax return has been filed by candidate	Total income shown by candidate in ITR (Self+Spouse+ Dependent) (Rs)	Self income shown by candidate in ITR (Rs)
1	Harendra Mirdha	INC	Nagaur	Nagaur	18,83,58,899 18 Crore+	Agriculture and Business	NA	2022-2023	13,14,16,425 13 Crore+	5,87,66,236 5 Crore+
2	Dr. Param Navdeep Singh	Aazad Samaj Party (Kanshi Ram)	Sangaria	Hanumangarh	91,79,18,270 91 Crore+	Doctor, Rent, Agriculture, Property Dealer	Pension	2022-2023	10,55,73,344 10 Crore+	10,22,37,128 10 Crore+
3	Sharawan Choudhary S/O Prem Singh	BJP	Fatehpur	Sikar	81,59,26,560 81 Crore+	Business	Business	2022-2023	6,26,91,970 6 Crore+	6,02,20,600 6 Crore+
4	Lal Singh Dewasi	AAP	Bali	Pali	9,59,25,600 9 Crore+	Pension From LIC	House Rent	2022-2023	6,23,00,653 6 Crore+	6,18,65,423 6 Crore+
5	Anjana Udayalal	INC	Nimbahera	Chittorgarh	1,22,94,84,569 122 Crore+	Business, Interest, Divident & Agriculture Income	Income from Other Sources, Interest, Divident & Agriculture Income	2022-2023	5,27,51,988 5 Crore+	4,84,32,171 4 Crore+
6	Pramod Jain	INC	Anta	Baran	56,49,02,217 56 Crore+	Ministry Salary, Rent, Agriculture, Interest	Business, Rent, Agriculture, Interest, Honorarium	2022-2023	4,85,18,720 4 Crore+	32,09,183 32 Lacs+
7	Om Bishnoi	IND	Sadulshahar	Ganganagar	92,21,11,137 92 Crore+	Dairy and Business	Rent, Business and Agriculture	2022-2023	4,02,30,490 4 Crore+	9,15,960 9 Lacs+
8	Sitaram Agarwal	INC	Vidhyadhar Nagar	Jaipur	45,75,86,320 45 Crore+	Salary, Rent, Business, Share, Profit, Mutual Fund, Interest Other	NA	2022-2023	3,08,74,690 3 Crore+	2,70,16,720 2 Crore+
9	Diya Kumari	BJP	Vidhyadhar Nagar	Jaipur	19,19,87,382 19 Crore+	Business, Salary & Allowance Bank Inetrest, Amount of Mutual Fund	NA	2022-2023	2,88,31,100 2 Crore+	2,88,31,100 2 Crore+
10	Devendra Joshi	BJP	Soorsagar	Jodhpur	3,48,85,072 3 Crore+	Income from Baring rings are produced by ourselves under the name of Mahabali International Jodhpur.	Salary Rs 114700/- Teacher	2022-2023	2,87,46,290 2 Crore+	2,74,02,524 2 Crore+

**Table: Candidates with highest income as declared in the ITR**

\* Some candidates may be exempted from filing Income Tax Returns

Data in this Kit is presented in good faith, with an intention to inform voters. Candidates' affidavits obtained from the ECI website ([www.eci.gov.in](http://www.eci.gov.in)) with nomination papers is the source of this analysis. Website: -[www.adrindia.org](http://www.adrindia.org), [www.myneta.info](http://www.myneta.info),

**PAN Details of Candidates**

**Details of candidates who have not declared their PAN**



PAN Filled	1781
PAN Not Filled	94
<b>Total</b>	<b>1875</b>

**Table: Overall PAN Report**

Data in this Kit is presented in good faith, with an intention to inform voters. Candidates' affidavits obtained from the ECI website ([www.eci.gov.in](http://www.eci.gov.in)) with nomination papers is the source of this analysis. Website: -[www.adrindia.org](http://www.adrindia.org), [www.myneta.info](http://www.myneta.info),

## Analysis based on Other Background Details of Candidates

### Overall Education Report

Education Group	Number of Candidates analyzed
Illiterate	11
Literate	137
5th Pass	66
8th Pass	201
10th Pass	258
12th Pass	249
Graduate	323
Graduate Professional	235
Post Graduate	316
Doctorate	42
Diploma	37
<b>Total</b>	<b>1875</b>

Table: Analysis of candidates on the basis of education

Education Group	Rajasthan Assembly Elections 2018	Rajasthan Assembly Elections 2023
	Number of Candidates analyzed	Number of Candidates analyzed
Illiterate	12	11
Literate	161	137
5th Pass	114	66
8th Pass	276	201
10th Pass	316	258
12th Pass	328	249
Graduate	353	323
Graduate Professional	218	235
Post Graduate	345	316
Doctorate	33	42
Diploma	26	37
Not Given	6	0
<b>Total</b>	<b>2188</b>	<b>1875</b>

Table: Analysis of candidates on the basis of education 2018 vs 2023

Data in this Kit is presented in good faith, with an intention to inform voters. Candidates' affidavits obtained from the ECI website ([www.eci.gov.in](http://www.eci.gov.in)) with nomination papers is the source of this analysis. Website: -[www.adrindia.org](http://www.adrindia.org), [www.myneta.info](http://www.myneta.info),

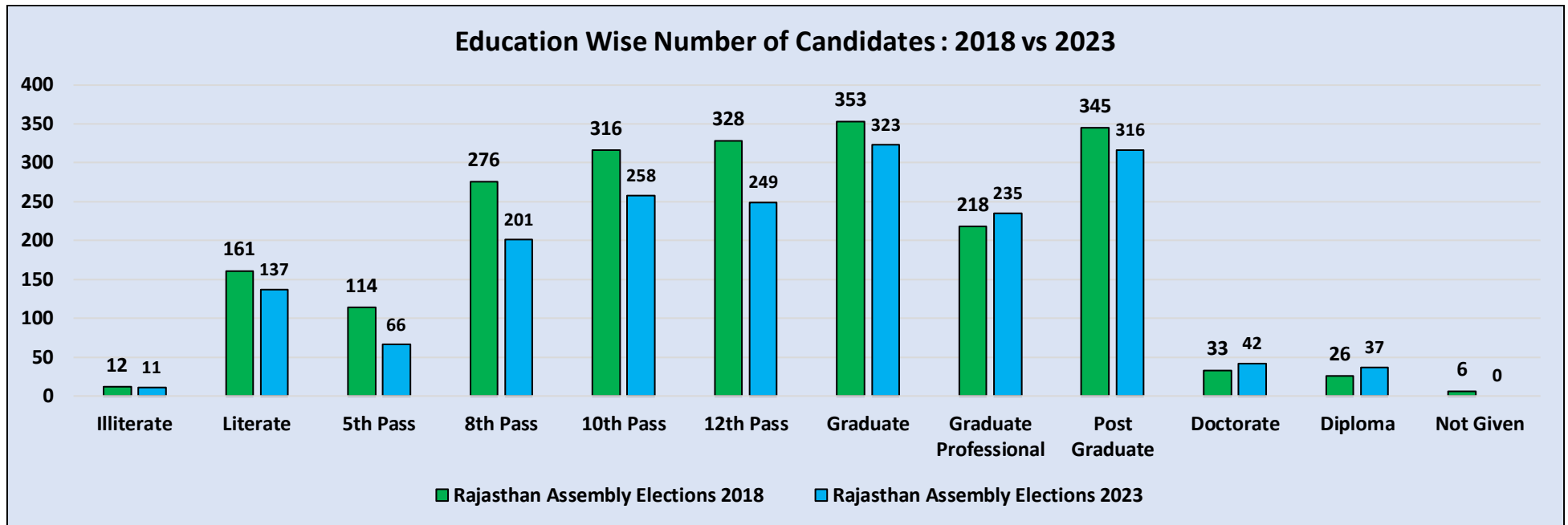


Figure: Education Wise Number of Candidates: 2018 vs 2023

Data in this Kit is presented in good faith, with an intention to inform voters. Candidates' affidavits obtained from the ECI website ([www.eci.gov.in](http://www.eci.gov.in)) with nomination papers is the source of this analysis. Website: -[www.adrindia.org](http://www.adrindia.org), [www.myneta.info](http://www.myneta.info),

### Analysis based on age groups

Age Group (In Years)	Number of Candidates Analyzed
25-30	161
31-40	482
41-50	461
51-60	407
61-70	281
71-80	75
81-90	8
<b>Total</b>	<b>1875</b>

Table: Analysis of candidates on the basis of age groups

Age Group (In Years)	Rajasthan Assembly Elections 2018	Rajasthan Assembly Elections 2023
	Number of Candidates Analyzed	Number of Candidates Analyzed
25-30	266	161
31-40	581	482
41-50	583	461
51-60	436	407
61-70	266	281
71-80	52	75
Above 80	4	8
<b>Total</b>	<b>2188</b>	<b>1875</b>

Table: Analysis of candidates on the basis of age groups 2018 vs 2023

Data in this Kit is presented in good faith, with an intention to inform voters. Candidates' affidavits obtained from the ECI website ([www.eci.gov.in](http://www.eci.gov.in)) with nomination papers is the source of this analysis. Website: -[www.adrindia.org](http://www.adrindia.org), [www.myneta.info](http://www.myneta.info),

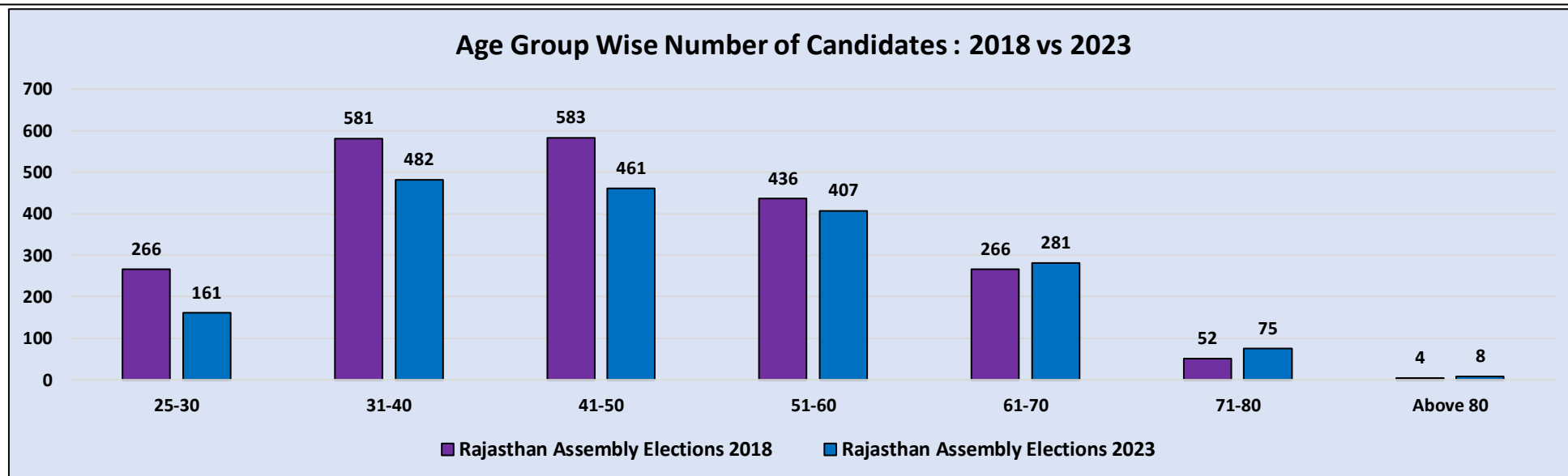


Figure: Age Group Wise Number of Candidates: 2018 vs 2023

### Youngest Candidates

S.No.	District	Constituency	Candidate	Party	Age
1	Ajmer	Ajmer South (SC)	Pinky Khorwal	Republican Party of India	25
2	Ajmer	Beawar	Shivani Meghwal	BSP	25
3	Alwar	Kathumar (SC)	Sanjna	INC	25
4	Alwar	Kishangarh Bas	Deepak Kumar	IND	25
5	Alwar	Tijara	Rashid Khan	IND	25
6	Barmer	Gudha Malani	Gajendra Meghwal	Bahujan Mukti Party	25
7	Barmer	Sheo	Ravindra Singh Bhati	IND	25
8	Bharatpur	Bayana (SC)	Ajay Singh	IND	25
9	Bhilwara	Mandalgarh	Bhawana Gurjar	Bharat Adivasi Party	25

Data in this Kit is presented in good faith, with an intention to inform voters. Candidates' affidavits obtained from the ECI website ([www.eci.gov.in](http://www.eci.gov.in)) with nomination papers is the source of this analysis. Website: -[www.adrindia.org](http://www.adrindia.org), [www.myneta.info](http://www.myneta.info),

S.No.	District	Constituency	Candidate	Party	Age
10	Dholpur	Bari	Dr. Sakshi Singh	IND	25
11	Dholpur	Rajakhera	Rohit Dagur	IND	25
12	Jaipur	Bassi (ST)	Suresh Kumar	Rashtriya Loktantrik Party	25
13	Jaipur	Vidhyadhar Nagar	Rupak Singh Dahima	IND	25
14	Jaisalmer	Pokaran	Sikander Khan	IND	25
15	Jodhpur	Bhopalgarh (SC)	Subhash	Indian Peoples Green Party	25
16	Sikar	Lachhmangarh	Comrade Vijendra Dhaka	CPI(M)	25
17	Udaipur	Jhadol (ST)	Dinesh Pandor	Bharat Adivasi Party	25

**Table: Youngest Candidates**

### Oldest Candidates

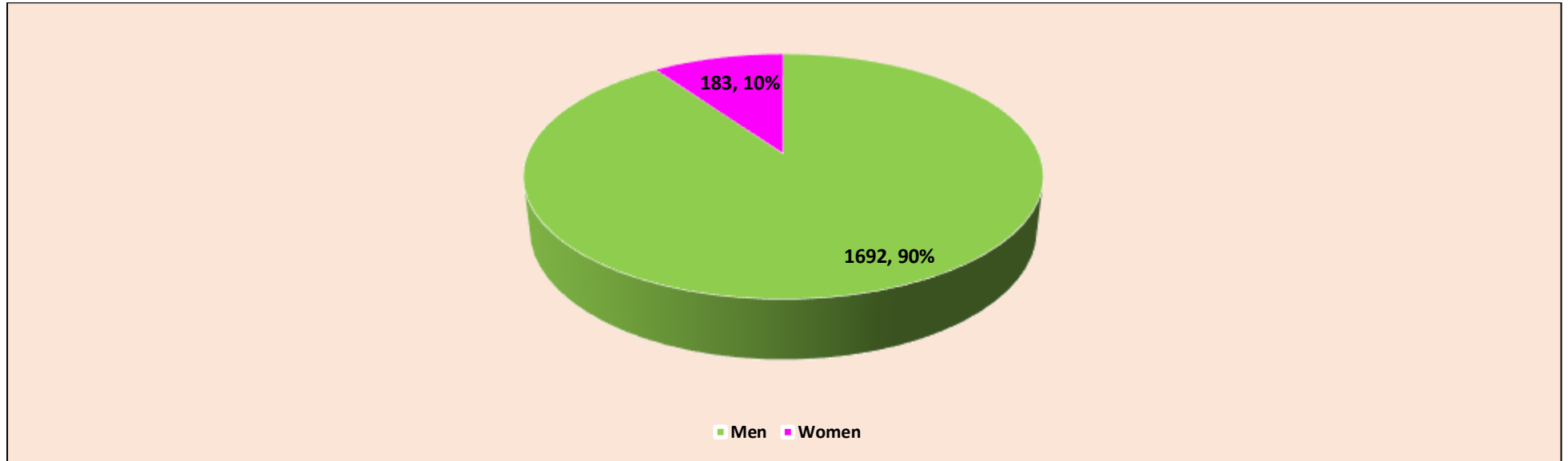
S.No.	District	Constituency	Candidate	Party	Age
1	Bhilwara	Shahpura (SC)	Kailash Chandra Meghwal	IND	89
2	Barmer	Sheo	Ameen Khan	INC	84
3	Jhalawar	Manohar Thana	Onkar Lal Meena	IND	84
4	Udaipur	Mavli	Jeev Raj Sharma	CPI	84
5	Alwar	Kishangarh Bas	Deepchand Khairiya	INC	83
6	Bundi	Bundi	Harimohan Sharma	INC	83
7	Alwar	Rajgarh-Laxmangarh (ST)	Joharilal	IND	82
8	Dausa	Bandikui	Hamir Singh (Guruji)	IND	81
9	Bikaner	Bikaner East	Tirathram	IND	80
10	Bikaner	Dungargarh	Sanwatsingh	IND	80
11	Jalore	Jalore (SC)	Ramlal Meghwal	IND	80
12	Kota	Kota North	Shanti Dhariwal	INC	80
13	Sikar	Khandela	Mahadev Singh	INC	80

**Table: Oldest Candidates**

Data in this Kit is presented in good faith, with an intention to inform voters. Candidates' affidavits obtained from the ECI website ([www.eci.gov.in](http://www.eci.gov.in)) with nomination papers is the source of this analysis. Website: -[www.adrindia.org](http://www.adrindia.org), [www.myneta.info](http://www.myneta.info),



### Overall Gender Report



Men	1692
Women	183
<b>Total</b>	<b>1875</b>

Table: Analysis of candidates on the basis of gender

**Assets Details of candidates: Rajasthan Assembly Elections 2023 is provided in annexure-1**

**Candidates with declared criminal cases: Rajasthan Assembly Elections 2023 is provided in annexure-2**

Data in this Kit is presented in good faith, with an intention to inform voters. Candidates' affidavits obtained from the ECI website ([www.eci.gov.in](http://www.eci.gov.in)) with nomination papers is the source of this analysis. Website: -[www.adrindia.org](http://www.adrindia.org), [www.myneta.info](http://www.myneta.info),

## Upgraded MyNeta App



**ADR** Association for Democratic Reforms

**myneta.info** National Election Watch

Association for Democratic Reforms and National Election Watch present

THE UPGRADED  
**MYNETA APP**

**DOWNLOAD TODAY!**

And be a part of our **#MeraVoteMeraDesh** Campaign

Visit our website:  
[www.adrindia.org](http://www.adrindia.org)  
[www.myneta.info](http://www.myneta.info)

Data in this Kit is presented in good faith, with an intention to inform voters. Candidates' affidavits obtained from the ECI website ([www.eci.gov.in](http://www.eci.gov.in)) with nomination papers is the source of this analysis. Website: -[www.adrindia.org](http://www.adrindia.org), [www.myneta.info](http://www.myneta.info),

## Donate to ADR

We need your help to support our #MeraVoteMeraDesh campaign for upcoming State Assembly Elections. The campaign aims to eradicate corruption & criminalization in the political process, empower the voters through greater dissemination of information on the candidates and the parties.

You can contribute to us using the following QR Code or access the link on our website [here](#).



## ADR Speaks Podcast

**ADR Speaks** is a podcast series on issues related to electoral & political reforms. It focuses on the findings of ADR reports analysing background details of candidates, sources of political parties' income, election expenditure, Electoral Bonds etc. In these episodes, ADR breaks down key findings of its reports for simple understanding & accessibility to the general public, enabling them to make an informed choice. ADR podcast will also host discussions with experts, research scholars, public intellectuals, former election officials etc. on issues concerning India's democratic politics. [Please click on the icon to access the episodes on ADR website.](#)



Listen to Our Podcast on  
 Anchor

Other platforms





The image shows a campaign poster on a brown cardboard background. At the top left is the ADR logo, and at the top right is the myneta.info National Election Watch logo. The main text is centered on a white rectangular area, and at the bottom is a white banner with the words 'SUPPORT US' in yellow.

**ADR**  
Association for Democratic Reforms

myneta.info  
National Election Watch

**For the State Assembly Elections 2023 and General Elections 2024, ADR is running its #MeraVoteMeraDesh Campaign which aims to eradicate corruption and criminalisation in the political process, empower the voters through greater dissemination of information of the contesting candidates and political parties. Support our campaign by donating to ADR!**

**SUPPORT US**

Data in this Kit is presented in good faith, with an intention to inform voters. Candidates' affidavits obtained from the ECI website ([www.eci.gov.in](http://www.eci.gov.in)) with nomination papers is the source of this analysis. Website: -[www.adrindia.org](http://www.adrindia.org), [www.myneta.info](http://www.myneta.info),

## To Get Information About Candidates/Parties/MPs/MLAs/Corporators/PILs in courts

Journalist Helpline no: **8010394248**

Subscribe to ADR on **WhatsApp**  
for updates: **7840067840**

Visit: **www.myneta.info, www.adrindia.org**

Email: **adr@adrindia.org**

To contact ADR State Partners, visit:  
**https://adrindia.org/about-adr/state-coordinators**

### Social Media

 /myneta.info     /adr.new     @adrspeaks     /adrspeaks     /adrspeaks  
 <https://www.linkedin.com/company/association-for-democratic-reforms/>

### Our Websites

**www.adrindia.org**

Provides detailed analytical reports of Lok Sabha, State Assemblies, local body elections & financial reports of political parties & ongoing PILs in courts

**www.myneta.info**

Provides full information of criminal cases, asset, liability and education details declared by candidates in the self sworn affidavits

### Android Apps

**Myneta:** The criminal, financial, educational & other background information self declared by candidates in their affidavits during elections is now available on your mobile phones.

**Election Watch Reporter:** This app provides a tool to the citizens to capture violations of election related laws & the code of conduct.

Both the applications are available on Google Play Store

### Office Address

Association for Democratic Reforms  
T-95, CL House, Second Floor,  
Near Gulmohar Commercial Complex, Gautam Nagar,  
Landmark: Green Park Metro Station (GN exit),  
New Delhi-110 049,  
Tel.: 011- 41654200, Fax: 011 - 46094248

## Contact Details

### Rajasthan Election Watch

<p><b>Mr. Nikhil Dey</b> State Co-ordinator +91-94140-04180 <a href="mailto:nikhildey@gmail.com">nikhildey@gmail.com</a></p>	<p><b>Mr. Kamal Tak</b> State Co-ordinator +91-94134-57292 <a href="mailto:rajelection0@gmail.com">rajelection0@gmail.com</a>, <a href="mailto:kamalrti@gmail.com">kamalrti@gmail.com</a></p>
--	---

### **Association for Democratic Reforms/National Election Watch**

<p><b>Media and Journalist Helpline</b></p> <p>+91 80103 94248 Email: <a href="mailto:adr@adrindia.org">adr@adrindia.org</a></p>	<p><b>Maj.Gen. Anil Verma (Retd)</b> <b>Head</b> Association for Democratic Reforms, National Election Watch 011 4165 4200, +91 87997 18472 <a href="mailto:adr@adrindia.org">adr@adrindia.org</a>, <a href="mailto:anilverma@adrindia.org">anilverma@adrindia.org</a></p>	<p><b>Prof Jagdeep Chhokar</b> <b>IIM Ahmedabad (Retd.)</b> <b>Founder Member,</b> Association for Democratic Reforms, National Election Watch <a href="mailto:jchhokar@gmail.com">jchhokar@gmail.com</a></p>	<p><b>Prof Trilochan Sastry</b> <b>IIM Bangalore</b> <b>Founder Member,</b> Association for Democratic Reforms, National Election Watch +91 94483 53285 <a href="mailto:tsastry@gmail.com">tsastry@gmail.com</a></p>
--	--	---	--



---

## DISCLAIMER

All information in this report has been taken by ADR from the website of the Election Commission of India (<https://affidavit.eci.gov.in/>) and all the information is available in public domain. ADR does not add or subtract any information, unless the EC changes the data. In particular, no unverified information from any other source is used. While all efforts have been made by ADR to ensure that the information is in keeping with what is available in the ECI website, in case of discrepancy between information provided by ADR through this report, anyone and that given in the ECI website, the information available on the ECI website should be treated as correct and Association for Democratic Reforms, Rajasthan Election Watch and their volunteers are not responsible or liable for any direct, indirect special, or consequential damages, claims, demands, losses of any kind whatsoever, made, claimed, incurred or suffered by any party arising under or relating to the usage of data provided by ADR through this report.

It is to be noted that ADR undertakes great care and adopts utmost due diligence in analysing and dissemination of the background information of the candidates furnished by them at the time of elections from the duly self-sworn affidavits submitted with the Election Commission of India. Such information is only aimed at highlighting the growing criminality in politics, increased misuse of money in elections so as to facilitate a system of transparency, accountability and good governance and to enable voters to form an informed choice. Therefore, it is expected that anyone using this report shall undertake due care and utmost precaution while using the data provided by ADR. ADR is not responsible for any mishandling, discrepancy, inability to understand, misinterpretation or manipulation, distortion of the data in such a way so as to benefit or target a particular political party or politician or candidate.

Data in this Kit is presented in good faith, with an intention to inform voters. Candidates' affidavits obtained from the ECI website ([www.eci.gov.in](http://www.eci.gov.in)) with nomination papers is the source of this analysis. Website: -[www.adrindia.org](http://www.adrindia.org), [www.myneta.info](http://www.myneta.info),