

Press Release

25th November, 2023

Telangana Assembly Elections 2023

Analysis of Criminal Background, Financial, Education, Gender and other Details of Candidates

Association for Democratic Reforms

T-95, C.L. House, 2nd Floor,
Near Gulmohar Commercial Complex
Gautam Nagar,
New Delhi-110 049
Phone: +91-011-4165-4200
Email: adr@adrindia.org

Contents

Telangana Assembly Elections 2023	1
EC's directions (in its letters dated 6th Mar'20 & 10th Oct'18) in compliance with SC orders dated 25th September, 2018 and 13th February, 2020 on Publication of Criminal Cases by Candidates and Political Parties including recording of reasons for selection.	4
Summary and Highlights	6
Financial Background	13
Other Background Details	19
Party wise Gender Details	20
Recommendations of ADR:	21
Analysis based on declared criminal cases	23
Party wise candidates with self-declared criminal cases	23
Red Alert Constituencies	25
Analysis based on assets	29
Party Wise Crorepatis	29
Average Assets of Candidates: Party Wise Analysis	31
Top 10 Candidates with Highest Assets	38
10 Candidates with Lowest Assets	39
Top 10 Candidates with Highest Liabilities	40
Candidates with highest income as declared in the ITR*	41
PAN Details of Candidates	42
Details of candidates who have not declared their PAN	42
Analysis based on Other Background Details of Candidates	43

Data in this Kit is presented in good faith, with an intention to inform voters. Candidates' affidavits obtained from the ECI website (www.eci.gov.in) with nomination papers is the source of this analysis. Website: -www.adrindia.org, www.myneta.info,

Overall Education Report	43
Analysis based on age groups	45
Overall Gender Report	48
Assets Details of candidates: Telangana Assembly Elections 2023 is provided in annexure-1	48
Candidates with declared criminal cases: Telangana Assembly Elections 2023 is provided in annexure-2	48
Donate to ADR	50
Contact Details	53
DISCLAIMER	54

Data in this Kit is presented in good faith, with an intention to inform voters. Candidates' affidavits obtained from the ECI website (www.eci.gov.in) with nomination papers is the source of this analysis. Website: -www.adrindia.org, www.myneta.info,

EC's directions (in its letters dated 6th Mar'20 & 10th Oct'18) in compliance with SC orders dated 25th September, 2018 and 13th February, 2020 on Publication of Criminal Cases by Candidates and Political Parties including recording of reasons for selection.

ECI's Letter dated 6th March, 2020 in compliance with Supreme Court directions dated 13th February, 2020:

- 1) It is mandatory for **political parties** at the Central and State election level to upload on their **website detailed information regarding candidates with pending criminal cases including the nature of the offences, relevant particulars like whether charges have been framed, the concerned Court, the case number etc.**
- 2) **Political parties** will also have to give **reasons for such selection** and **why other individuals without criminal antecedents could not be selected as candidates.**
- 3) The reasons as to selection shall be with reference to the **qualifications, achievements and merit of the candidate concerned**, and not mere "winnability" at the polls.
- 4) This information shall also be published in: (a) **One local vernacular newspaper** and **one national newspaper**; (b) On the **official social media platforms** of the political party, including **Facebook & Twitter**.
- 5) These details shall be published within **48 hours of the selection of the candidate or not less than two weeks before the first date for filing of nominations**, whichever is earlier.
- 6) The **political party** concerned shall then submit **a report of compliance with these directions with the Election Commission within 72 hours** of the selection of the said candidate.
- 7) If a **political party fails to submit such a compliance report** with the Election Commission, **the Election Commission shall bring such non-compliance by the political party concerned to the notice of the Supreme Court as being in contempt of this Court's orders/directions.**

ECI's Letter dated 10th October, 2018 in compliance with Supreme Court directions dated 25th September, 2018:

Supreme Court's Judgment can be accessed here: https://adrindia.org/sites/default/files/judgment_on_de-criminalization_25-Sep-2018.pdf

For Candidates:

1. Each contesting candidate shall fill up the form as provided by the Election Commission and the form **must contain all the particulars as required** therein.
2. It shall state, **in bold letters, with regard to the criminal cases pending against the candidate.**
3. If a candidate is contesting an election on the ticket of a particular party, **he/she is required to inform the party about the criminal cases pending against him/her.**

Data in this Kit is presented in good faith, with an intention to inform voters. Candidates' affidavits obtained from the ECI website (www.eci.gov.in) with nomination papers is the source of this analysis. Website: -www.adrindia.org, www.myneta.info,

For Political Parties:

1. The concerned political party shall be **obligated to put up on its website the aforesaid information pertaining to candidates having criminal antecedents.**

Both Political Party and Candidates.

1. It is mandatory for **political parties** and **candidates** with criminal antecedents to publish the declaration **atleast on three different dates from the date following the last date of withdrawal of candidatures and upto two days before the date of poll.** The matter should be published in font size of at least 12 and should be placed suitably in newspapers. In case of **declaration in TV Channels, the same should be completed before a period of 48 hours ending with hours fixed for conclusion of poll.** There is a format provided by ECI for such a declaration by the candidates and political parties.
2. In case of non compliance of the direction by the **candidate/political parties, the returning officers will give a written reminder** to them and in the event of non compliance till the end of the elections, **the returning officer will report to the state's Chief Electoral Officer who will intimate ECI. ECI will take a final decision in the matter.** The standard format for such a reminder to the candidates and political parties is also annexed in the letter.
3. **All political parties; recognized parties and registered unrecognized parties shall submit a report to the CEO of the concerned state stating that they have fulfilled the requirements of the directions and enclosing herewith the paper cuttings containing the directions.** This shall be done within 30 days of the completion of elections. Thereafter, within the next 15 days, the CEO should submit a report to the ECI confirming compliance and pointing out cases of defaulters.

Summary and Highlights

The Association for Democratic Reforms (ADR) and Telangana Election Watch have analysed the self-sworn affidavits of all **2290** candidates, who are contesting in the Telangana 2023 Assembly Elections. Out of 2290 candidates analysed, 355 are from National parties, 175 are from State parties, 771 are from registered unrecognized parties and 989 candidates are contesting independently.

Party	Total Contesting Candidates	Candidates with declared Criminal Cases	% of candidates with declared criminal cases	Candidates with declared serious criminal cases	% of candidates with declared serious criminal cases	No. of Crorepatis	Percentage of Crorepati Candidates
National Parties	355	216	61%	148	42%	241	68%
State Parties	175	75	43%	45	26%	141	81%
Registered Unrecognized Party	771	92	12%	70	9%	74	10%
Independent	989	138	14%	90	9%	124	13%
Total	2290	521	23%	353	15%	580	25%

Table: Party Category Wise Details

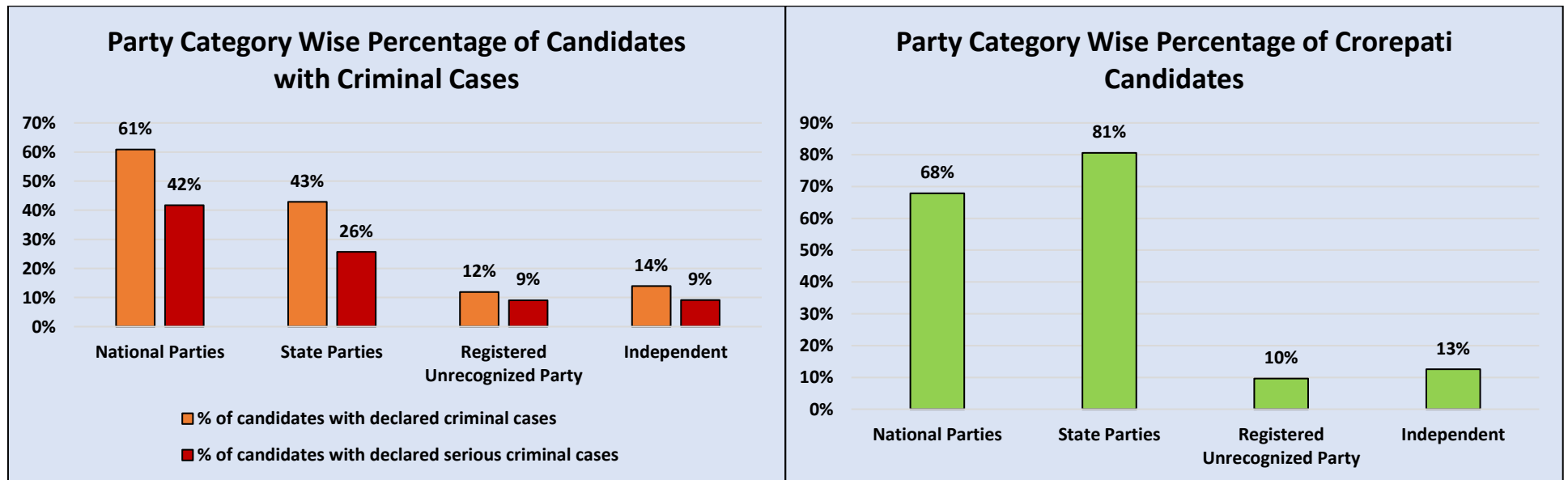


Figure: Party Category Wise Percentage of Candidates with Criminal Cases

Figure: Party Category Wise Percentage of Crorepati Candidates

Data in this Kit is presented in good faith, with an intention to inform voters. Candidates' affidavits obtained from the ECI website (www.eci.gov.in) with nomination papers is the source of this analysis. Website: -www.adrindia.org, www.myneta.info,

District Wise Number of Contesting Candidates

S.No.	District	Number of Constituencies	Number of contesting candidates	Date of Poll
1	Adilabad	2	35	30-11-2023
2	Bhadradi Kothagudem	5	95	
3	Hanumakonda	2	43	
4	Hyderabad	15	312	
5	Jagtial	3	45	
6	Jangaon	3	53	
7	Jayashankar Bhupalpally	1	23	
8	Jogulamba Gadwal	2	33	
9	Kamareddy	3	67	
10	Karimnagar	4	73	
11	Khammam	5	119	
12	Komaram Bheem Asifabad	2	30	
13	Mahabubabad	2	26	
14	Mahabubnagar	3	42	
15	Mancherial	3	44	
16	Medak	2	24	
17	Medchal-Malkajgiri	5	126	
18	Mulugu	1	11	
19	Nagarkurnool	3	43	
20	Nalgonda	6	144	
21	Narayanpet	2	18	
22	Nirmal	3	38	
23	Nizamabad	6	77	
24	Peddapalli	3	61	
25	Rajanna Sircilla	2	37	

Data in this Kit is presented in good faith, with an intention to inform voters. Candidates' affidavits obtained from the ECI website (www.eci.gov.in) with nomination papers is the source of this analysis. Website: -www.adrindia.org, www.myneta.info,

S.No.	District	Number of Constituencies	Number of contesting candidates	Date of Poll
26	Rangareddy	8	209	
27	Sangareddy	5	102	
28	Siddipet	4	95	
29	Suryapet	4	92	
30	Vikarabad	4	61	
31	Wanaparthy	1	13	
32	Warangal	3	59	
33	Yadadri Bhuvanagiri	2	40	
	Total	119	2290	

Table: District Wise Number of Contesting Candidates

Data in this Kit is presented in good faith, with an intention to inform voters. Candidates' affidavits obtained from the ECI website (www.eci.gov.in) with nomination papers is the source of this analysis. Website: -www.adrindia.org, www.myneta.info,

Criminal Background

- **Candidates with Criminal Cases:** Out of the **2290** candidates analysed in Telangana Assembly elections 2023, **521(23%) candidates** have declared criminal cases against themselves. In **2018** Telangana Assembly Elections, out of **1777** candidates analysed, **368(21%)** had **declared criminal cases** against themselves.
- **Candidates with Serious Criminal Cases:** **353(15%)** have declared serious criminal cases. In **2018** Telangana Assembly Elections, **231 (13%)** candidates had declared serious criminal cases against themselves.

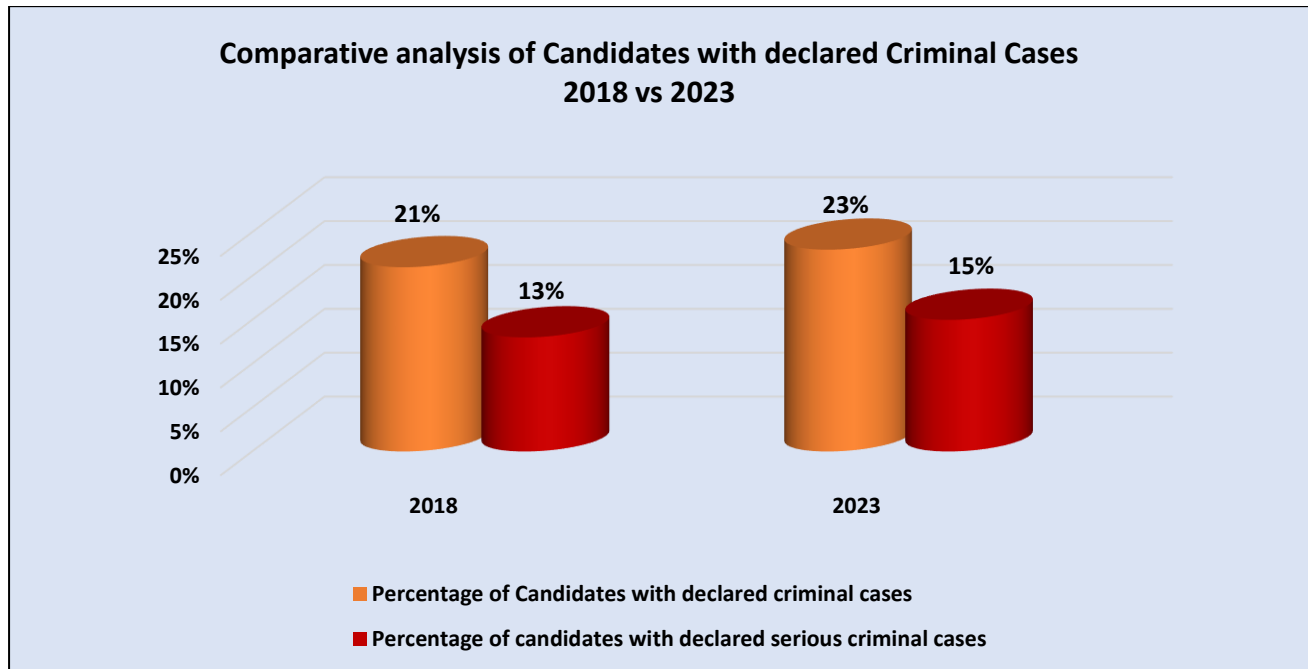
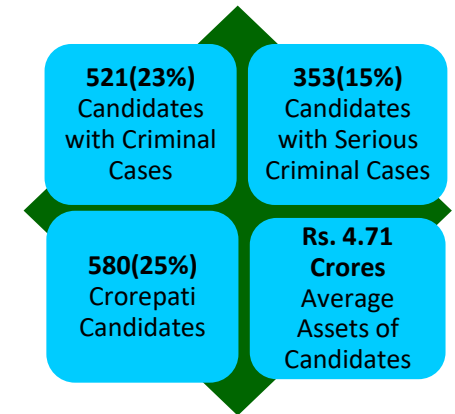


Figure: Comparative analysis of Candidates with declared Criminal Cases: 2018 vs 2023

- Criteria for serious criminal cases*
1. Offence for which maximum punishment is of 5 years or more.
 2. If an offence is non-bailable
 3. If it is an electoral offence (for eg. IPC 171E or bribery)
 4. Offence related to loss to exchequer
 5. Offences that are assault, murder, kidnap, rape related
 6. Offences that are mentioned in Representation of the People Act (Section 8)
 7. Offences under Prevention of Corruption Act
 8. Crimes against women.

Data in this Kit is presented in good faith, with an intention to inform voters. Candidates' affidavits obtained from the ECI website (www.eci.gov.in) with nomination papers is the source of this analysis. Website: -www.adrindia.org, www.myneta.info,

- Party wise Candidates with Criminal Cases:** Among the major parties, **85(72%)** out of **118** candidates analysed from **INC**, **79(71%)** out of **111** candidates analysed from **BJP**, **57(48%)** out of **119** candidates analysed from **BRS**, **40 (37%)** out of **107** candidates analysed from **BSP**, **12 (63%)** out of **19** candidates analysed from **CPI(M)**, **10 (24%)** out of **41** candidates analysed from **All India Forward Bloc** and **5 (56%)** out of **9** candidates analysed from **All India Majlis-E-Ittehadul Muslimeen** have declared criminal cases against themselves in their affidavits.
- Party wise Candidates with Serious Criminal Cases:** Among the major parties, **60(51%)** out of **118** candidates analysed from **INC**, **54(49%)** out of **111** candidates analysed from **BJP**, **34(29%)** out of **119** candidates analysed from **BRS**, **28 (26%)** out of **107** candidates analysed from **BSP**, **6 (32%)** out of **19** candidates analysed from **CPI(M)**, **7 (17%)** out of **41** candidates analysed from **All India Forward Bloc** and **3 (33%)** out of **9** candidates analysed from **All India Majlis-E-Ittehadul Muslimeen** have declared serious criminal cases against themselves in their affidavits.

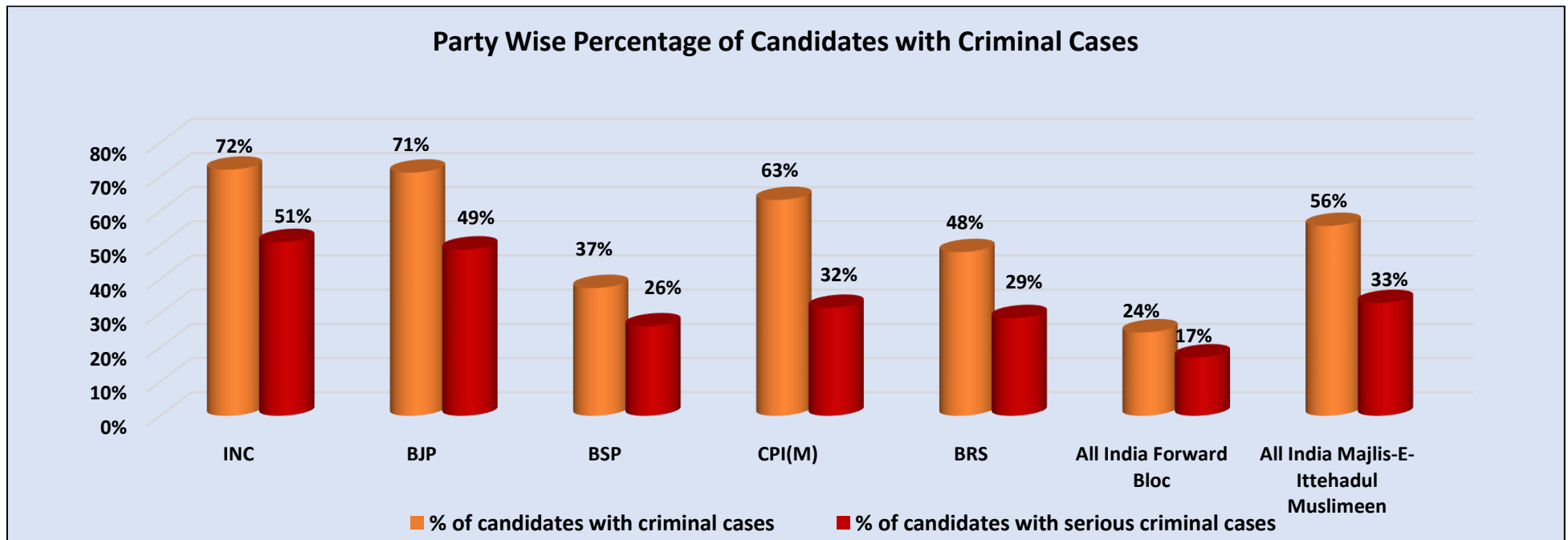


Figure: Party Wise Percentage of Candidates with Criminal Cases

Data in this Kit is presented in good faith, with an intention to inform voters. Candidates' affidavits obtained from the ECI website (www.eci.gov.in) with nomination papers is the source of this analysis. Website: -www.adrindia.org, www.myneta.info,

Party	Telangana Assembly Elections 2018			Telangana Assembly Elections 2023		
	Number of Candidates Analysed	Number of candidates with Declared Criminal Cases	Percentage of candidates with Declared Criminal Cases	Number of Candidates Analysed	Number of candidates with Declared Criminal Cases	Percentage of candidates with Declared Criminal Cases
BRS	119	65	55%	119	57	48%
INC	99	69	70%	118	85	72%
BSP	100	27	27%	107	40	37%
BJP	118	44	37%	111	79	71%
All India Majlis-E-Ittehadul Muslimeen	8	6	75%	9	5	56%
All India Forward Bloc	19	4	21%	41	10	24%
CPI(M)	25	13	52%	19	12	63%
Independent	652	56	9%	989	138	14%

Table: Party Wise Candidates with Declared Criminal Cases: 2018 vs 2023

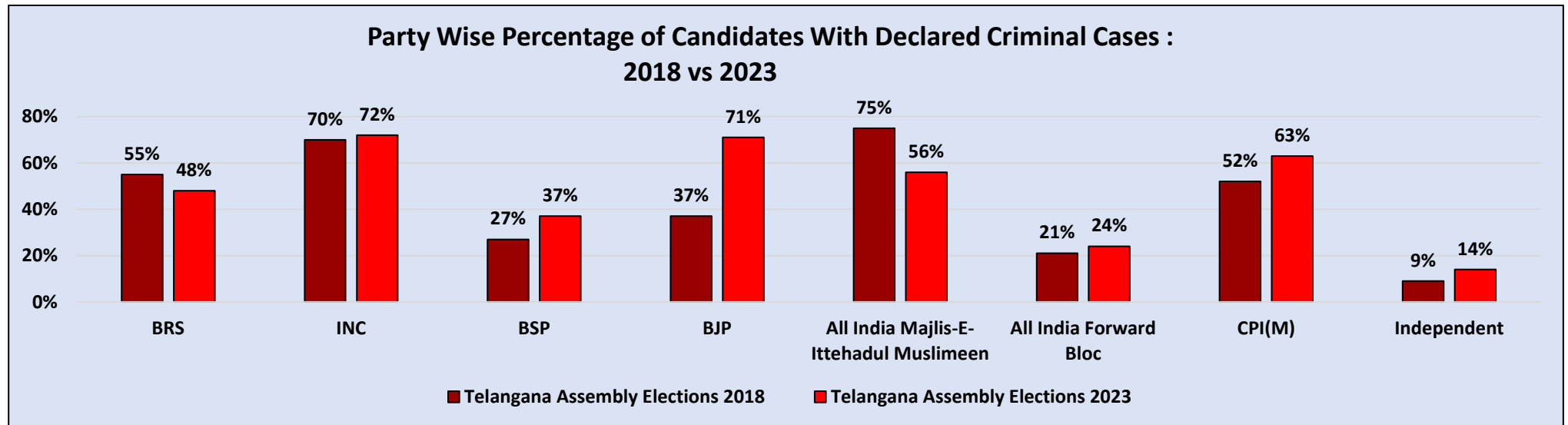


Figure: Party Wise Percentage of Candidates with Declared Criminal Cases: 2018 vs 2023

Data in this Kit is presented in good faith, with an intention to inform voters. Candidates' affidavits obtained from the ECI website (www.eci.gov.in) with nomination papers is the source of this analysis. Website: -www.adrindia.org, www.myneta.info,

- **Candidates with declared cases related to crime against women: 45** candidates have declared cases related to crime against women. Out of **45** candidates **3** candidates have declared cases related to rape (**IPC Section-376**).
- **Candidates with declared cases related to murder: 7** candidates have declared cases related to **murder (IPC Section-302)** against themselves.
- **Candidates with declared cases related to attempt to murder: 27** candidates have declared cases related to **Attempt to murder (IPC Section-307)** against themselves.
- **Red Alert Constituencies*: 96(81%) out of 119** constituencies are red alert constituencies. Red alert constituencies are those where **3** or more contesting candidates have declared criminal cases against themselves. **78 (66%)** constituencies in the **Telangana assembly elections 2018** had **3** or more candidates with declared criminal cases
- The **directions** of the **Supreme Court** have had **no effect on the political parties in selection of candidates** in the Telangana Assembly Elections 2023 as they have again followed their old practice of **giving tickets to around 23% candidates with criminal cases**. All major parties contesting in Telangana elections have given tickets from **24 % to 72 %** candidates who have declared criminal cases against themselves. The Supreme Court in its directions dated 13th February, 2020 had **specifically instructed political parties** to give **reasons for such selection** and **why other individuals without criminal antecedents could not be selected as candidates**. As per these mandatory guidelines, the reasons for such selection has to be with reference to **qualifications, achievements and merit of the candidate concerned**. During the recent **4 State Assembly elections held in 2023**, it was observed that **political parties gave unfounded and baseless** reasons like popularity of the person, does good social work, cases are politically motivated etc. These are **not sound and cogent reasons** for fielding candidates with tainted backgrounds. This data clearly shows that **political parties have no interest in reforming the electoral system** and our democracy will continue to suffer at the hands of lawbreakers who become lawmakers.

Financial Background

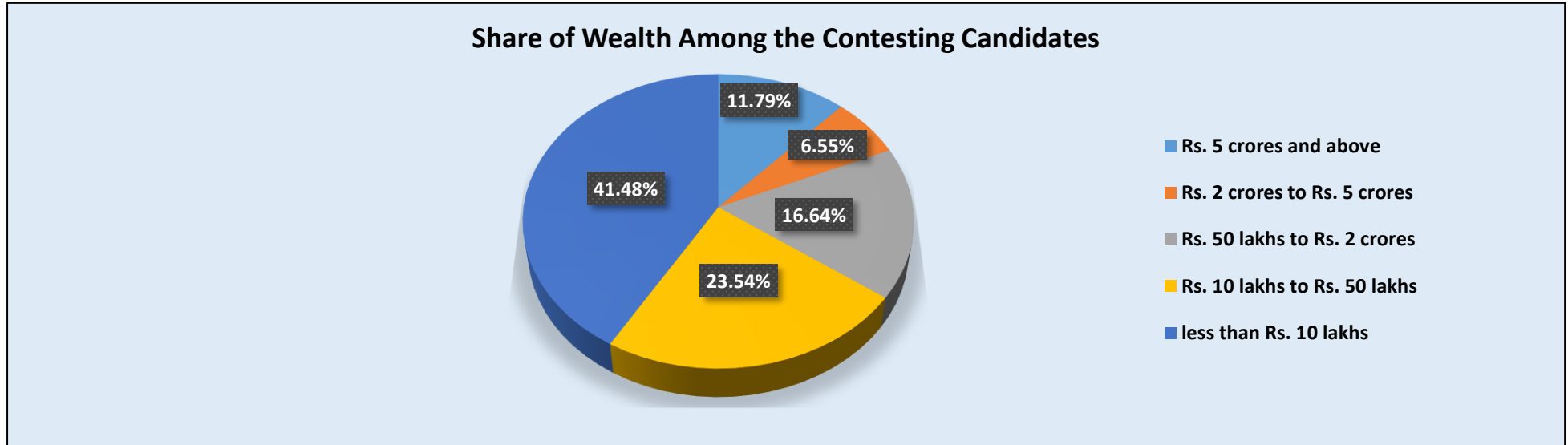


Figure: Share of Wealth among the Contesting Candidates

- **Share of wealth among candidates:** The share of wealth amongst the candidates contesting in the **Telangana assembly elections 2023** is as follows:

Value of assets (Rs.)	Number of candidates	Percentage of Candidates
5 crores and above	270	11.79%
2 crores to 5 crores	150	6.55%
50 lakhs to 2 crores	381	16.64%
10 lakhs to 50 lakhs	539	23.54%
less than 10 lakhs	950	41.48%

Table: Share of wealth amongst contesting candidates

Data in this Kit is presented in good faith, with an intention to inform voters. Candidates' affidavits obtained from the ECI website (www.eci.gov.in) with nomination papers is the source of this analysis. Website: -www.adrindia.org, www.myneta.info,

- **Crorepati Candidates:** Out of the **2290** candidates analysed, **580(25%)** are crorepatis. In **2018 Telangana Assembly Elections**, out of **1777** candidates, **438(25%)** were crorepatis.

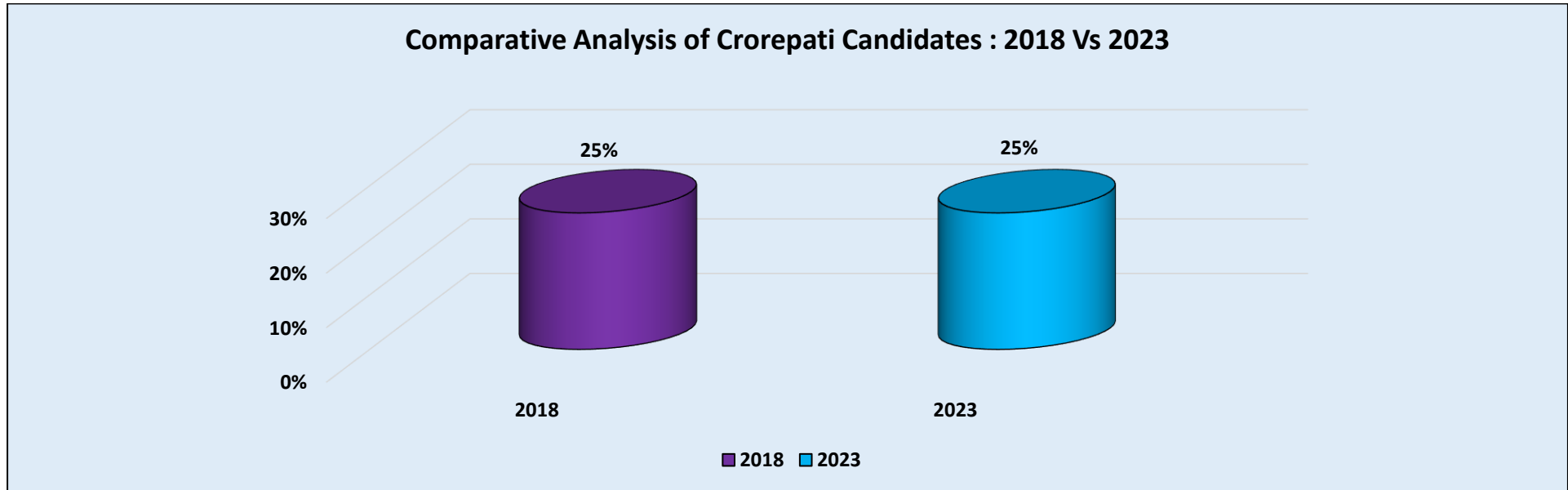


Figure: Comparative Analysis of Crorepati Candidates: 2018 Vs 2023

- **Party wise Crorepati Candidates:** The role of money power in our elections is evident from the fact that all major political parties give tickets to wealthy candidates. Among the major parties **114(96%)** out of **119** candidates analysed from **BRS**, **111(94%)** out of **118** candidates analysed from **INC**, **93(84%)** out of **111** candidates analysed from **BJP**, **30(28%)** out of **107** candidates analysed from **BSP**, **7(37%)** out of **19** candidates analysed from **CPI(M)**, **18(44%)** out of **41** candidates analysed from **All India Forward Bloc** and **8(89%)** out of **9** candidates analysed from **All India Majlis-E-Ittehadul Muslimeen** have declared assets valued more than **Rs 1 crore**.

Data in this Kit is presented in good faith, with an intention to inform voters. Candidates' affidavits obtained from the ECI website (www.eci.gov.in) with nomination papers is the source of this analysis. Website: -www.adrindia.org, www.myneta.info,

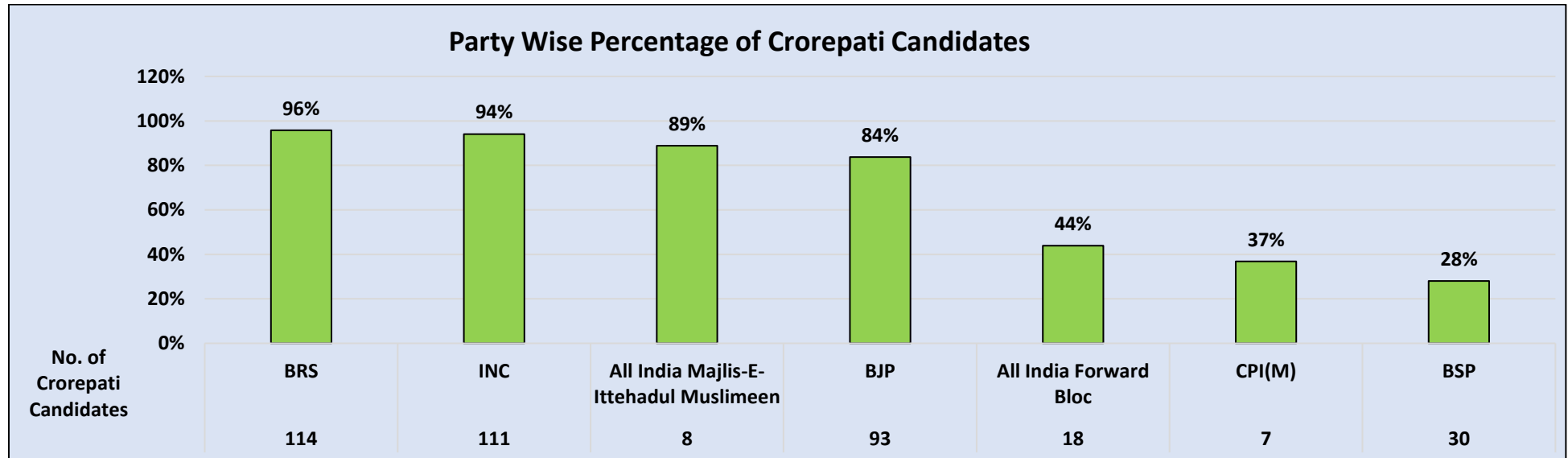


Figure: Party Wise Percentage of Crorepati Candidates

Party	Telangana Assembly Elections 2018			Telangana Assembly Elections 2023		
	Number of Candidates Analysed	Number of Crorepati Candidates	Percentage of Crorepati Candidates	Number of Candidates Analysed	Number of Crorepati Candidates	Percentage of Crorepati Candidates
BRS	119	107	90%	119	114	96%
INC	99	79	80%	118	111	94%
BSP	100	26	26%	107	30	28%
BJP	118	86	73%	111	93	84%
All India Majlis-E-Ittehadul Muslimeen	8	5	63%	9	8	89%
All India Forward Bloc	19	7	37%	41	18	44%
CPI(M)	25	1	4%	19	7	37%
Independent	652	62	10%	989	124	13%

Table: Party Wise Crorepati Candidates: 2018 vs 2023

Data in this Kit is presented in good faith, with an intention to inform voters. Candidates' affidavits obtained from the ECI website (www.eci.gov.in) with nomination papers is the source of this analysis. Website: -www.adrindia.org, www.myneta.info,

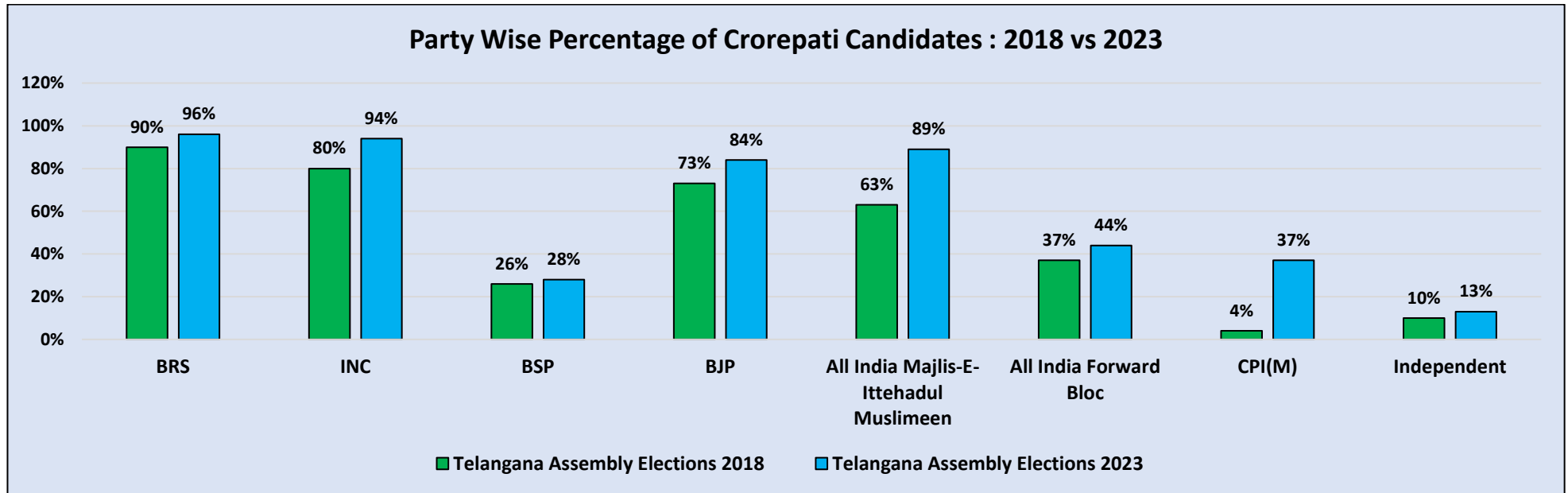


Figure: Party Wise Percentage of Crorepati Candidates: 2018 vs 2023

- **Average assets:** The average of assets per candidate contesting in the **Telangana Assembly Elections 2023** is **Rs 4.71 Crores**. In **2018 Telangana Assembly Elections**, average assets per candidate for **1777** Candidates was **Rs. 3.29 Crores**.
- **Party wise average assets:** Among major parties, the average assets per candidate for **119 BRS** candidates analysed is **Rs. 25.62 Crores**, **118 INC** candidates analysed is **Rs 38 Crores**, **111 BJP** candidates have average assets of **Rs 16.15 Crores**, **107 BSP** candidates have average assets of **Rs 2.02 Crores**, **19 CPI(M)** candidates have average assets of **Rs 1.01 Crore**, **41 All India Forward Bloc** candidates have average assets of **Rs 2.94 Crores** and **9 All India Majlis-E-Ittehadul Muslimeen** have average assets worth **Rs 10.46 Crores**.

Data in this Kit is presented in good faith, with an intention to inform voters. Candidates' affidavits obtained from the ECI website (www.eci.gov.in) with nomination papers is the source of this analysis. Website: -www.adrindia.org, www.myneta.info,

- **High asset candidates:** The details of top 3 candidates with highest declared assets, contesting in the **Telangana Assembly Elections 2023** are given below:

S.No.	Name	District	Constituency	Party Name	Movable Assets (Rs)	Immovable Assets (Rs)	Total Assets (Rs)	PAN Given
1	Gaddam Vivekanand	Mancherial	Chennur (SC)	INC	3,80,76,38,171	2,25,91,48,700	6,06,67,86,871 606 Crore+	Y
2	Komatireddy Raj Gopal Reddy	Nalgonda	Munugode	INC	3,01,55,35,078	1,56,84,04,037	4,58,39,39,115 458 Crore+	Y
3	Ponguleti Srinivasa Reddy	Khammam	Palair	INC	3,96,99,99,485	36,93,35,395	4,33,93,34,880 433 Crore+	Y

Table: Top three candidates with highest declared assets

- **Zero assets candidates:** There are 25 candidates who have declared zero assets. The details of these candidates are given below:

S.No.	Name	District	Constituency	Party Name	Movable Assets (Rs)	Immovable Assets (Rs)	Total Assets (Rs)	PAN Given
1	Kolagani Suresh	Hanumakonda	Parkal	IND	0	0	0	Y
2	Kaja.Poorna Chander	Hyderabad	Musheerabad	Indian Praja Congress	0	0	0	Y
3	Mohammed Osman	Hyderabad	Goshamahhal	IND	0	0	0	N
4	B. Kiran Kumar	Hyderabad	Secunderabad Cantt. (SC)	IND	0	0	0	Y
5	Mallaiah Marapelli	Jayashankar Bhupalpally	Bhupalpalle	CPI(ML)(L)	0	0	0	Y
6	Siripalli Rajaiah	Jayashankar Bhupalpally	Bhupalpalle	IND	0	0	0	Y
7	Ramachandraiah Jangam	Khammam	Madhira (SC)	IND	0	0	0	N
8	Noonavath Veeru	Khammam	Wyra (ST)	CPI(ML)(L)	0	0	0	N
9	Prasad Babu Narapogu	Khammam	Sathupalle (SC)	Mana Telangana Rashtra Samaikya Party	0	0	0	Y
10	Ravi Kumar Vankudothu	Mahabubabad	Dornakal (ST)	Telangana Jaghir Party	0	0	0	Y
11	Ambala Mahendar	Mancherial	Bellampalli (SC)	IND	0	0	0	Y
12	M. Krishna	Mancherial	Mancherial	IND	0	0	0	N
13	Maddila Venkateshwarlu	Mulugu	Mulug (ST)	IND	0	0	0	N
14	Talari Balavardhan	Nagarkurnool	Kollapur	IND	0	0	0	Y
15	Konda Mahender	Peddapalli	Manthani	Aabaad Party	0	0	0	Y
16	Pendyala Surender	Peddapalli	Peddapalle	IND	0	0	0	Y
17	Prathap Simha Raidu. J (Chinna Raidu)	Rangareddy	Ibrahimpattam	Telangana Jaghir Party	0	0	0	Y
18	Pareekshith Reddy	Rangareddy	Ibrahimpattam	IND	0	0	0	Y

Data in this Kit is presented in good faith, with an intention to inform voters. Candidates' affidavits obtained from the ECI website (www.eci.gov.in) with nomination papers is the source of this analysis. Website: -www.adrindia.org, www.myneta.info,

S.No.	Name	District	Constituency	Party Name	Movable Assets (Rs)	Immovable Assets (Rs)	Total Assets (Rs)	PAN Given
19	Kathula Yadaiah	Rangareddy	Maheswaram	IND	0	0	0	Y
20	K Raghavendar	Rangareddy	Shadnagar	IND	0	0	0	N
21	Pothuraju Vijay	Suryapet	Huzurnagar	IND	0	0	0	Y
22	Gangireddy Kotireddy	Suryapet	Kodad	IND	0	0	0	N
23	Thandu Upendar	Suryapet	Kodad	IND	0	0	0	N
24	Jangam Laxmi Narsamma	Vikarabad	Vicarabad (SC)	IND	0	0	0	N
25	M. Krishna	Yadadri Bhuvanagiri	Alair	IND	0	0	0	N

Table: Candidates with declared zero assets

- **Low assets candidates:** The details of three candidates with lowest assets (excluding zero assets candidates) are given below:

S.No.	Name	District	Constituency	Party Name	Movable Assets (Rs)	Immovable Assets (Rs)	Total Assets (Rs)	PAN Given
1	Maddileti	Jogulamba Gadwal	Alampur (SC)	All India Samata Party	500*	0	500 5 Hund+	Y
2	Mahendar Bhukya	Mahabubabad	Dornakal (ST)	Bharatha Chaitanya Yuvajana Party	500	0	500 5 Hund+	Y
3	Vanguri Jayashanker	Nagarkurnool	Nagarkurnool	Bahujan Republican Socialist Party	500*	0	500 5 Hund+	Y

Table: Candidates with declared lowest assets

* On assets value indicates that the candidate has not provided the total in their affidavits, it has been calculated on the basis of details provided by them in the same

- **Candidates with high liabilities: 1185(52%)** candidates have declared liabilities in their affidavits. The details of top three candidates with highest liabilities are given below:

S.No.	Name	District	Constituency	Party Name	Total Assets (Rs)	Liabilities (Rs)	PAN Given
1	Pailla Shekar Reddy	Yadadri Bhuvanagiri	Bhongir	BRS	2,27,51,86,867 227 Crore+	1,12,75,13,860 112 Crore+	Y
2	Ashannagari Jeevan Reddy	Nizamabad	Armur	BRS	22,95,78,708 22 Crore+	50,73,56,437 50 Crore+	Y
3	Danam Nagender	Hyderabad	Khairatabad	BRS	68,89,15,252 68 Crore+	49,55,30,000 49 Crore+	Y

Table: Top three candidates with highest liabilities

Data in this Kit is presented in good faith, with an intention to inform voters. Candidates' affidavits obtained from the ECI website (www.eci.gov.in) with nomination papers is the source of this analysis. Website: -www.adrindia.org, www.myneta.info,

- **Candidates with high income as declared in the ITR*:** The details of top 3 candidates with high income declared in ITR are given below:

S.No.	Name	Party Name	Constituency	District Name	Total Asset (Rs)	Self Source of Income	Spouse's Source of Income	The financial year for which the last income tax return has been filed by candidate	Total income shown by candidate in ITR (Self+Spouse+Dependent) (Rs)	Self income shown by candidate in ITR (Rs)
1	Komatireddy Raj Gopal Reddy	INC	Munugode	Nalgonda	4,58,39,39,115 458 Crore+	Business Income & Rentals from Commercial Property	Business Income & Rentals	2022-2023	71,18,73,201 71 Crore+	71,17,45,439 71 Crore+
2	Sunil Kumar Muthyala	INC	Balkonda	Nizamabad	1,04,13,19,139 104 Crore+	Business	Agriculture and Others	2022-2023	29,13,36,503 29 Crore+	29,07,00,163 29 Crore+
3	Gaddam Vivekanand	INC	Chennur (SC)	Mancherial	6,06,67,86,871 606 Crore+	Dividend, Agricultural, Interest	Salary, Dividend, Interest, Commission	2022-2023	15,86,92,450 15 Crore+	6,26,23,880 6 Crore+

Table: Top 3 candidates with highest income as declared in ITR

- **Undeclared PAN:** A total of **84(4%)** candidates have not declared their PAN details.

Other Background Details

- **Education details of candidates:** **979(43%)** candidates have declared their educational qualifications to be between **5th and 12th** standard while **1143(50%)** candidates have declared having an educational qualification of **graduate or above**. **53** candidates are **Diploma holders**. **26** candidates have declared themselves to be just **literate and 89** candidates are **Illiterates**.
- **Age details of candidates:** **1027(45%)** candidates have declared their age to be between **25 to 40 years** while **1062 (46%)** candidates have declared their age to be between **41 to 60 years**. There are **200 (9%)** candidates who have declared their age to be between **61 to 80 years** and **1 candidate** has declared his age **84** years old.
- **Gender details of candidates:** **222(10%)** female candidates are contesting in **the Telangana Assembly Elections 2023**. In **2018 Telangana Assembly Elections**, **136(8%)** out of **1777** candidates analysed were women.

Data in this Kit is presented in good faith, with an intention to inform voters. Candidates' affidavits obtained from the ECI website (www.eci.gov.in) with nomination papers is the source of this analysis. Website: -www.adrindia.org, www.myneta.info,

Party wise Gender Details

S.No.	Party Name	Total candidates analyzed	Men	Women	% of Women candidates	Third Gender
1	BRS	119	111	8	7%	0
2	INC	118	106	12	10%	0
3	BJP	111	98	13	12%	0
4	BSP	107	98	9	8%	0
5	CPI(M)	19	17	2	11%	0
6	Independent	989	902	87	9%	0
7	Jai Maha Bharath Party	13	0	13	100%	0
8	Dharma Samaj Party	101	91	10	10%	0
9	All India Forward Bloc	41	40	1	2%	0
10	Janasena Party	8	7	1	13%	0
11	Rashtra Samanya Praja Party	4	3	0	0%	1
12	Other Parties	660	594	66	10%	0
Total		2290	2067	222	10%	1

Table: Party Wise analysis of candidates on the basis of gender

Data in this Kit is presented in good faith, with an intention to inform voters. Candidates' affidavits obtained from the ECI website (www.eci.gov.in) with nomination papers is the source of this analysis. Website: -www.adrindia.org, www.myneta.info,

Recommendations of ADR:

- To remedy the existing problem of criminalization is to immediately act upon the plausible solutions offered by various committees, civil society and citizens. Supreme Court of India being the ultimate custodian of “Justice and Rule of Law” should reprimand political parties and politicians for their complete lack of will, reprehensible predilection and absence of required laws.
- Permanent disqualification of candidates convicted for heinous crimes like murder, rape, smuggling, dacoity, kidnapping etc.
- Disqualification of persons from contesting elections to the public offices against whom charges have been framed for having committed serious criminal offences punishable by imprisonment of at least 5 years, and the case is filed at least 6 months prior to the election in question.
- Cancellation of tax exemptions given to the political parties who field such tainted candidates.
- Bringing political parties under the Right to Information Act.
- De-register and de-recognise any political party if it knowingly fields a candidate with a tainted background.
- Political parties should annually file the information on criminal antecedents of their Office Bearers and make such records available to the public, including NIL records.
- Disqualification of candidates furnishing false information in the election affidavit (Form 26).
- Ensure trial of cases in which the politicians are accused to be concluded in a time bound manner.
- Implementation of SC judgment dated 23rd September, 2013 (i.e provision of NOTA buttons on the *EVMs*) in its *letter and spirit* by ensuring a) if NOTA gets more votes than any of the candidates, none of the candidates should be declared elected, and a fresh election should be held; b) in the fresh election, none of the candidates in the earlier election, in which NOTA got the highest number of votes, should be allowed to contest.
- Implementation of the **25th September, 2018** and **13th February, 2020 SC** orders on '*publication of criminal cases against candidates selected by political parties along with reasons for such selection*' in its *letter and spirit* by directing the Election Commission of India a) **to list out names of such tainted candidates selected by the political parties along with such reasons for such selection C8 including diligent publication of reasons in newspapers, T.V channels, party website etc,** b) **strict and constant reminders by ROs to the defaulters,** c) **list needs to be religiously prepared and submitted to the Supreme Court after every election,** d) **uploading of this list on ECI's website for public inspection,** e) **a suitably heavy financial penalty levied on political parties for making insufficient disclosures, invalid and common reasons, selection of candidates based on winnability and** f) **Officer in-charge of a political party pertaining to submission of a compliance report should also be held accountable for such a breach.**

Data in this Kit is presented in good faith, with an intention to inform voters. Candidates' affidavits obtained from the ECI website (www.eci.gov.in) with nomination papers is the source of this analysis. Website: -www.adrindia.org, www.myneta.info,

- The Election Commission of India and all State Election Commissions *should make it mandatory* in all elections; Parliamentary, Assembly and Local Body elections to carry **display boards outside each and every polling booth showing a summarised version of candidates' affidavits**. The polling booths should essentially display details of *candidate's criminal records, assets and liabilities and education qualification*.
- The Election Commission of India under its 'Systematic Voters' Education and Electoral Participation' (SVEEP) as well as through other national campaigns on voter awareness held before every election should inform and aware the voters that **(i) taking and giving cash or gifts/freebies for votes is a criminal offense, (ii) such instances should be brought to the notice of the ECI through its web application, (iii) inform voters that information on criminal records of candidates is available on the ECI website, outside polling booths and other sources that the ECI may use**.
- Political parties in India should be required to announce/publish the list of candidates contesting elections **at least 3 months prior to elections**.
- Role of money and muscle power is evident from the fact that all major political parties in **Telangana Assembly Elections 2023** have fielded **28% to 96% candidates who are crorepatis and 24% to 72 % candidates who have declared criminal cases** against themselves. This close and alarming nexus between money power and muscle power has got so ingrained in our electoral system that the citizens are left hostage to the current situation. Money and muscle power hurt the principles of '**free and fair elections**', '**participatory democracy**' and '**level playing field**'. The present circumstances therefore demand **an extensive deliberation by the voters so that sanctity of elections is not ridiculed by tenacious entry of tainted candidates and candidates with abnormal multiplication of assets**.

Analysis based on declared criminal cases
Party wise candidates with self-declared criminal cases

Party Name	Total number of candidates analyzed	candidates with declared Criminal Cases	% of candidates with declared criminal cases	candidates with declared serious criminal cases	% of candidates with declared serious criminal cases
BRS	119	57	48%	34	29%
INC	118	85	72%	60	51%
BJP	111	79	71%	54	49%
BSP	107	40	37%	28	26%
Independent	989	138	14%	90	9%
Dharma Samaj Party	101	4	4%	3	3%
Bharatha Chaitanya Yuvajana Party	45	8	18%	5	11%
Alliance of Democratic Reforms Party	43	7	16%	6	14%
All India Forward Bloc	41	10	24%	7	17%
Vidhyarthula Rajakiya Party	40	5	13%	4	10%
Bahujan Mukti Party	33	5	15%	3	9%
Yuga Thulasi Party	31	10	32%	9	29%
Marxist Communist Party of India (United)	26	4	15%	3	12%
Navarang Congress Party	26	2	8%	2	8%
CPI(M)	19	12	63%	6	32%
Praja Ektha Party	16	2	13%	2	13%
Bhartiya Swadeshi Congress	14	4	29%	2	14%
Aabaad Party	11	2	18%	1	9%
Telangana Rajya Samithi	10	1	10%	1	10%
Bahujana Left Party	10	3	30%	2	20%
All India Majlis-E-Ittehadul Muslimeen	9	5	56%	3	33%
Telangana Republican Party	8	3	38%	2	25%

Data in this Kit is presented in good faith, with an intention to inform voters. Candidates' affidavits obtained from the ECI website (www.eci.gov.in) with nomination papers is the source of this analysis. Website: -www.adrindia.org, www.myneta.info,

Party Name	Total number of candidates analyzed	candidates with declared Criminal Cases	% of candidates with declared criminal cases	candidates with declared serious criminal cases	% of candidates with declared serious criminal cases
Gana Suraksha Party	8	1	13%	1	13%
Janasena Party	8	3	38%	2	25%
Majlis Bachao Tahreek	7	1	14%	1	14%
All India Majlis-E-Inquilab-E-Millat	7	1	14%	1	14%
Gondwana Dandkaranya Party	7	2	29%	1	14%
Social Justice Party of India	6	2	33%	2	33%
Samaikyandhra Parirakshana Samithi	6	1	17%		0%
All India Mahila Empowerment Party	5	1	20%	1	20%
Dalita Bahujana Party	5	1	20%	1	20%
Republican Party of India (Athawale)	5	1	20%	1	20%
Mana Telangana Rashtra Samaikya Party	5	2	40%	1	20%
Desh Janhit Party	5	1	20%	1	20%
New India Party	5	1	20%	1	20%
All India Hindustan Congress Party	5	1	20%	1	20%
Telangana Communist Party of India	4	1	25%		0%
Prajavani Party	4	2	50%	2	50%
Jai Swaraj Party	4	3	75%	2	50%
CPI(ML)(L)	4	2	50%		0%
Peoples Party of India (Democratic)	4	1	25%		0%
Republican Party of India (A)	3	1	33%	1	33%
Anna Ysr Congress Party	2	1	50%	1	50%
Revolutionary Communist Party of India (Rasik Bhatt)	2	1	50%	1	50%
India Janshakti Party	1	1	100%	1	100%

Data in this Kit is presented in good faith, with an intention to inform voters. Candidates' affidavits obtained from the ECI website (www.eci.gov.in) with nomination papers is the source of this analysis. Website: -www.adrindia.org, www.myneta.info,

Party Name	Total number of candidates analyzed	candidates with declared Criminal Cases	% of candidates with declared criminal cases	candidates with declared serious criminal cases	% of candidates with declared serious criminal cases
Republican Sena	1	1	100%	1	100%
Praja Sena Party	1	1	100%	1	100%
CPI	1	1	100%	1	100%
Other Parties	248	0	0%	0	0%
Total	2290	521	23%	353	15%

Table: Party wise candidates with self-declared criminal cases

Red Alert Constituencies

There are **96 (81%) out of 119** constituencies in the **Telangana assembly elections 2023**, having 3 or more candidates with declared criminal cases.

S.No.	District	Constituency	Number of Candidates Analyzed	Number of Candidates with Criminal Cases	Parties fielding Candidates with Criminal Cases
1	Nalgonda	Munugode	39	12	BJP, INC, BRS, CPI(M), Dharma Samaj Party, IND, IND, IND, IND, IND, Telangana Rajya Samithi, Vidhyarthula Rajakiya Party
2	Nalgonda	Nalgonda	31	12	BJP, INC, BRS, All India Forward Bloc, Bharatha Chaitanya Yuvajana Party, CPI(M), IND, IND, IND, IND, IND, Praja Ektha Party
3	Siddipet	Gajwel	44	11	BJP, INC, BRS, IND, IND, IND, IND, IND, IND, Vidhyarthula Rajakiya Party, Yuga Thulasi Party
4	Rangareddy	Shadnagar	14	10	BJP, INC, BRS, All India Forward Bloc, BSP, IND, IND, IND, IND, Jai Swaraj Party
5	Kamareddy	Kamareddy	39	10	BJP, INC, BRS, Bahujana Left Party, IND, IND, IND, IND, Praja Sena Party, Yuga Thulasi Party
6	Peddapalli	Ramagundam	23	9	BJP, INC, BRS, Bhartiya Swadeshi Congress, BSP, IND, IND, IND, New India Party
7	Hyderabad	Musheerabad	31	8	BJP, INC, BSP, IND, IND, IND, IND, Yuga Thulasi Party
8	Hanumakonda	Parkal	28	8	BJP, BRS, BSP, IND, IND, IND, IND, Marxist Communist Party of India (United)
9	Karimnagar	Karimnagar	27	8	BJP, INC, BRS, All India Forward Bloc, BSP, IND, IND, India Janshakti Party
10	Bhadradi Kothagudem	Kothagudem	30	8	BRS, Janasena Party, CPI, IND, IND, IND, IND, IND
11	Suryapet	Suryapet	20	7	BJP, INC, BRS, BSP, IND, Prajavani Party, Republican Sena
12	Hanumakonda	Warangal West	15	7	BJP, INC, BRS, Alliance of Democratic Reforms Party, IND, IND, Marxist Communist Party of India (United)

Data in this Kit is presented in good faith, with an intention to inform voters. Candidates' affidavits obtained from the ECI website (www.eci.gov.in) with nomination papers is the source of this analysis. Website: -www.adrindia.org, www.myneta.info,

S.No.	District	Constituency	Number of Candidates Analyzed	Number of Candidates with Criminal Cases	Parties fielding Candidates with Criminal Cases
13	Karimnagar	Choppadandi (SC)	14	7	BJP, INC, BSP, IND, Jai Swaraj Party, Peoples Party of India (Democratic), Vidhyarthula Rajakiya Party
14	Rajanna Sircilla	Sircilla	21	7	BJP, BRS, Aabaad Party, BSP, IND, IND, Republican Party of India (Athawale)
15	Hyderabad	Jubilee Hills	19	7	BJP, INC, All India Majlis-E-Ittehadul Muslimeen, BSP, IND, IND, IND
16	Warangal	Warangal East	29	7	BJP, INC, BRS, BSP, Dharma Samaj Party, IND, IND
17	Jogulamba Gadwal	Gadwal	20	7	BJP, BRS, All India Forward Bloc, BSP, IND, IND, IND
18	Hyderabad	Karwan	18	7	BJP, INC, BRS, All India Majlis-E-Ittehadul Muslimeen, BSP, IND, Yuga Thulasi Party
19	Jagtial	Dharmapuri (SC)	15	6	BJP, INC, BSP, IND, IND, IND
20	Karimnagar	Huzurabad	22	6	BJP, INC, BRS, Alliance of Democratic Reforms Party, Dalita Bahujana Party, IND
21	Rangareddy	Maheswaram	27	6	BJP, INC, BRS, IND, Praja Ektha Party, Telangana Republican Party
22	Bhadradi Kothagudem	Pinapaka (ST)	18	6	INC, BRS, BSP, IND, IND, IND
23	Nagarkurnool	Achampet (SC)	14	6	BJP, INC, BRS, Aabaad Party, Dharma Samaj Party, Yuga Thulasi Party
24	Suryapet	Huzurnagar	24	6	INC, BRS, All India Forward Bloc, IND, IND, IND
25	Warangal	Narsampet	16	6	INC, Bharatha Chaitanya Yuvajana Party, IND, IND, IND, IND
26	Peddapalli	Manthani	21	6	INC, BRS, Alliance of Democratic Reforms Party, Bhartiya Swadeshi Congress, BSP, IND
27	Khammam	Palair	37	6	BJP, BSP, CPI(M), IND, IND, IND
28	Suryapet	Kodad	34	6	INC, BRS, BSP, CPI(M), Prajavani Party, Social Justice Party of India
29	Bhadradi Kothagudem	Bhadrachalam (ST)	13	5	BJP, INC, BRS, Bharatha Chaitanya Yuvajana Party, IND
30	Hyderabad	Khairatabad	25	5	BJP, INC, BRS, IND, Yuga Thulasi Party
31	Rangareddy	Lal Bahadur Nagar	48	5	BJP, INC, BRS, IND, Yuga Thulasi Party
32	Nalgonda	Nakrekal (SC)	23	5	INC, BRS, IND, Mana Telangana Rashtra Samaiky Party, Social Justice Party of India
33	Vikarabad	Pargi	15	5	INC, IND, IND, IND, Telangana Republican Party
34	Hyderabad	Amberpet	20	5	BJP, INC, BRS, IND, Yuga Thulasi Party
35	Yadadri Bhuvanagiri	Bhongir	19	5	BJP, INC, All India Hindustan Congress Party, CPI(M), IND
36	Khammam	Khammam	32	5	BRS, All India Forward Bloc, CPI(M), IND, IND
37	Nagarkurnool	Kollapur	14	5	BJP, INC, BRS, IND, Samaikyandhra Parirakshana Samithi
38	Mancherial	Mancherial	17	5	BJP, INC, IND, IND, Vidhyarthula Rajakiya Party
39	Nalgonda	Miryalaguda	23	5	BJP, INC, CPI(M), IND, Marxist Communist Party of India (United)
40	Nizamabad	Nizamabad (Urban)	21	5	INC, Anna YSR Congress Party, Bahujana Left Party, BSP, IND
41	Adilabad	Adilabad	25	5	BJP, INC, Alliance of Democratic Reforms Party, Dharma Samaj Party, IND

Data in this Kit is presented in good faith, with an intention to inform voters. Candidates' affidavits obtained from the ECI website (www.eci.gov.in) with nomination papers is the source of this analysis. Website: -www.adrindia.org, www.myneta.info,

S.No.	District	Constituency	Number of Candidates Analyzed	Number of Candidates with Criminal Cases	Parties fielding Candidates with Criminal Cases
42	Hyderabad	Charminar	14	5	INC, All India Majlis-E-Ittehadul Muslimeen, IND, IND, Yuga Thulasi Party
43	Hyderabad	Goshamahahal	21	5	BJP, INC, BRS, Bharatha Chaitanya Yuvajana Party, Navarang Congress Party
44	Rangareddy	Ibrahimpattanam	28	5	BJP, INC, Alliance of Democratic Reforms Party, CPI(M), IND
45	Mahabubabad	Mahabubabad (ST)	12	5	BJP, INC, BRS, Bahujan Mukti Party, Marxist Communist Party of India (United)
46	Rangareddy	Rajendranagar	25	5	BJP, BRS, BSP, Desh Janhit Party, IND
47	Bhadradi Kothagudem	Aswaraopeta (ST)	14	5	Bharatha Chaitanya Yuvajana Party, BSP, CPI(M), Gondwana Dandkaranya Party, IND
48	Mahabubnagar	Mahbubnagar	15	5	INC, BRS, All India Forward Bloc, Bharatha Chaitanya Yuvajana Party, IND
49	Medchal-Malkajgiri	Malkajgiri	33	5	BJP, INC, IND, IND, IND
50	Nagarkurnool	Nagarkurnool	15	5	INC, BRS, Janasena Party, Bahujan Mukti Party, BSP
51	Jangaon	Palakurthi	15	5	BJP, BRS, Bahujan Mukti Party, CPI(ML)(L), IND
52	Rajanna Sircilla	Vemulawada	16	4	All India Forward Bloc, Alliance of Democratic Reforms Party, IND, Yuga Thulasi Party
53	Nizamabad	Bodhan	14	4	BJP, BRS, IND, IND
54	Vikarabad	Kodangal	13	4	INC, BRS, IND, IND
55	Siddipet	Siddipet	21	4	BJP, BRS, BSP, IND
56	Khammam	Wyra (ST)	12	4	INC, BRS, Janasena Party, CPI(M)
57	Sangareddy	Zahirabad (SC)	22	4	INC, Alliance of Democratic Reforms Party, BSP, IND
58	Hyderabad	Chandrayangutta	14	4	INC, All India Majlis-E-Ittehadul Muslimeen, BSP, Navarang Congress Party
59	Jangaon	Ghanpur (Station) (SC)	19	4	INC, IND, IND, Republican Party of India (A)
60	Jangaon	Jangaon	19	4	BJP, INC, Bahujana Left Party, CPI(M)
61	Suryapet	Thungathurthi (SC)	14	4	BJP, INC, IND, Telangana Communist Party of India
62	Warangal	Waradhanapet (SC)	14	4	BJP, BRS, CPI(ML)(L), IND
63	Sangareddy	Andole (SC)	18	4	BRS, BSP, IND, IND
64	Jayashankar Bhupalpally	Bhupalpalle	23	4	BJP, INC, BRS, Bhartiya Swadeshi Congress
65	Nalgonda	Devarakonda (ST)	13	4	BJP, INC, BSP, Telangana Republican Party
66	Hyderabad	Malakpet	27	4	BJP, INC, All India Majlis-E-Inquilab-E-Millat, BSP
67	Hyderabad	Nampally	34	4	BJP, INC, All India Majlis-E-Ittehadul Muslimeen, IND
68	Komaram Bheem Asifabad	Sirpur	13	4	BJP, INC, BSP, IND
69	Bhadradi Kothagudem	Yellandu (ST)	20	4	INC, Bahujan Mukti Party, IND, Vidhyarthula Rajakiya Party
70	Mancheri	Chennur (SC)	14	4	INC, All India Mahila Empowerment Party, BSP, IND

Data in this Kit is presented in good faith, with an intention to inform voters. Candidates' affidavits obtained from the ECI website (www.eci.gov.in) with nomination papers is the source of this analysis. Website: -www.adrindia.org, www.myneta.info,

S.No.	District	Constituency	Number of Candidates Analyzed	Number of Candidates with Criminal Cases	Parties fielding Candidates with Criminal Cases
71	Mahabubnagar	Devarkadra	12	4	BJP, INC, BSP, IND
72	Siddipet	Husnabad	19	4	BJP, INC, BSP, Jai Swaraj Party
73	Mahabubnagar	Jadcherla	15	4	INC, All India Forward Bloc, Gana Suraksha Party, Revolutionary Communist Party of India (Rasik Bhatt)
74	Kamareddy	Jukkal (SC)	17	4	BJP, INC, BRS, IND
75	Vikarabad	Vicarabad (SC)	12	3	BJP, INC, BSP
76	Kamareddy	Yellareddy	11	3	INC, BRS, Bharatha Chaitanya Yuvajana Party
77	Komaram Bheem Asifabad	Asifabad (ST)	17	3	BJP, BSP, IND
78	Rangareddy	Chevella (SC)	12	3	BJP, INC, BRS
79	Jagtial	Jagtial	15	3	INC, IND, Mana Telangana Rashtra Samaikya Party
80	Rangareddy	Kalwakurthy	24	3	BJP, IND, IND
81	Karimnagar	Manakondur (SC)	10	3	BJP, INC, BSP
82	Medchal-Malkajgiri	Medchal	22	3	BJP, INC, BRS
83	Narayanpet	Narayanpet	7	3	BJP, BRS, BSP
84	Nizamabad	Nizamabad (Rural)	14	3	BJP, INC, IND
85	Sangareddy	Sangareddy	28	3	INC, Bahujan Mukti Party, IND
86	Khammam	Sathupalle (SC)	23	3	INC, BRS, CPI(M)
87	Hyderabad	Yakutpura	27	3	BJP, IND, Majlis Bachao Tahreek
88	Nirmal	Khanapur (ST)	11	3	BJP, INC, BSP
89	Nirmal	Mudhole	14	3	BJP, INC, All India Forward Bloc
90	Nalgonda	Nagarjuna Sagar	15	3	BJP, INC, BRS
91	Sangareddy	Patancheru	16	3	INC, BRS, BSP
92	Medchal-Malkajgiri	Uppal	32	3	BJP, INC, IND
93	Yadadri Bhuvanagiri	Alair	21	3	BJP, INC, BRS
94	Sangareddy	Narayankhed	18	3	BJP, INC, BRS
95	Peddapalli	Peddapalle	17	3	INC, Bhartiya Swadeshi Congress, BSP
96	Rangareddy	Serilingampally	31	3	BJP, IND, IND

Table: List of Red Alert Constituencies

Data in this Kit is presented in good faith, with an intention to inform voters. Candidates' affidavits obtained from the ECI website (www.eci.gov.in) with nomination papers is the source of this analysis. Website: -www.adrindia.org, www.myneta.info,

Analysis based on assets

Party Wise Crorepatis

Party Name	Number of Candidates Analyzed	No of Crorepatis	Percentage of Crorepatis Candidates
BRS	119	114	96%
INC	118	111	94%
BJP	111	93	84%
BSP	107	30	28%
Independent	989	124	13%
All India Forward Bloc	41	18	44%
All India Majlis-E-Ittehadul Muslimeen	9	8	89%
CPI(M)	19	7	37%
Bharatha Chaitanya Yuvajana Party	45	6	13%
Alliance Of Democratic Reforms Party	43	5	12%
Yuga Thulasi Party	31	5	16%
India Praja Bandhu Party	33	4	12%
Vidhyarthula Rajakiya Party	40	4	10%
Janasena Party	8	4	50%
Pyramid Party of India	26	4	15%
Dharma Samaj Party	101	3	3%
Prajavani Party	4	3	75%
Bahujana Left Party	10	3	30%
People Protection Party	2	2	100%
Mana Telangana Rashtra Samaikya Party	5	2	40%
Bahujan Republican Socialist Party	10	2	20%
Navarang Congress Party	26	2	8%
Telangana Republican Party	8	2	25%
Samaikyandhra Parirakshana Samithi	6	1	17%
Prabuddha Republican Party	5	1	20%

Data in this Kit is presented in good faith, with an intention to inform voters. Candidates' affidavits obtained from the ECI website (www.eci.gov.in) with nomination papers is the source of this analysis. Website: -www.adrindia.org, www.myneta.info,

Party Name	Number of Candidates Analyzed	No of Crorepatis	Percentage of Crorepati Candidates
Socialist Party (India)	7	1	14%
Marxist Communist Party of India (United)	26	1	4%
Praja Ektha Party	16	1	6%
Bharath Samaj Devlop Party	1	1	100%
Telangana Rashtra Punahnirmana Samithi	2	1	50%
All India Hindustan Congress Party	5	1	20%
Indian Believers Party (IBP)	4	1	25%
Dalita Bahujana Party	5	1	20%
Rashtra Samanya Praja Party	4	1	25%
Shramajeevi Party	4	1	25%
Majlis Bachao Tahreek	7	1	14%
CPI	1	1	100%
Praja Sena Party	1	1	100%
All India Backward People Sunami Party	1	1	100%
Praja Shanthi Party	8	1	13%
All India Majlis-E-Inquilab-E-Millat	7	1	14%
Gondvana Gantantra Party	6	1	17%
Jana Shankhaaraavam Party	13	1	8%
Telangana Rajya Samithi	10	1	10%
Jana Rajyam Party	3	1	33%
Indian Praja Congress	7	1	14%
Bhartiya Krantisangh Party	2	1	50%
Other Parties	234	0	0%
Total	2290	580	25%

Table: Party wise break up of crorepati candidates

Data in this Kit is presented in good faith, with an intention to inform voters. Candidates' affidavits obtained from the ECI website (www.eci.gov.in) with nomination papers is the source of this analysis. Website: -www.adrindia.org, www.myneta.info,

Average Assets of Candidates: Party Wise Analysis

Party Name	Number of Candidates Analyzed	Average Assets (Rs)
BRS	119	Rs 25,62,14,052 ~ 25 Crore+
INC	118	Rs 38,00,48,664 ~ 38 Crore+
BJP	111	Rs 16,15,77,832 ~ 16 Crore+
BSP	107	Rs 2,02,19,920 ~ 2 Crore+
Dharma Samaj Party	101	Rs 15,77,911 ~ 15 Lacs+
Bharatha Chaitanya Yuvajana Party	45	Rs 79,84,218 ~ 79 Lacs+
Alliance of Democratic Reforms Party	43	Rs 39,22,036 ~ 39 Lacs+
All India Forward Bloc	41	Rs 2,94,03,793 ~ 2 Crore+
Vidhyarthula Rajakiya Party	40	Rs 80,16,392 ~ 80 Lacs+
Bahujan Mukti Party	33	Rs 28,70,482 ~ 28 Lacs+
India Praja Bandhu Party	33	Rs 28,30,103 ~ 28 Lacs+
Yuga Thulasi Party	31	Rs 50,53,030 ~ 50 Lacs+
Pyramid Party of India	26	Rs 91,05,994 ~ 91 Lacs+
Marxist Communist Party of India (United)	26	Rs 26,54,202 ~ 26 Lacs+
Navarang Congress Party	26	Rs 21,85,980 ~ 21 Lacs+
CPI(M)	19	Rs 1,01,44,601 ~ 1 Crore+

Data in this Kit is presented in good faith, with an intention to inform voters. Candidates' affidavits obtained from the ECI website (www.eci.gov.in) with nomination papers is the source of this analysis. Website: -www.adrindia.org, www.myneta.info,

Party Name	Number of Candidates Analyzed	Average Assets (Rs)
Praja Ektha Party	16	Rs 71,79,358 ~ 71 Lacs+
Bhartiya Swadeshi Congress	14	Rs 8,91,464 ~ 8 Lacs+
Jana Shankhaaraavam Party	13	Rs 20,00,026 ~ 20 Lacs+
Jai Maha Bharath Party	13	Rs 9,09,462 ~ 9 Lacs+
Aabaad Party	11	Rs 30,36,415 ~ 30 Lacs+
Bahujana Left Party	10	Rs 75,57,293 ~ 75 Lacs+
Bahujan Republican Socialist Party	10	Rs 60,43,896 ~ 60 Lacs+
Telangana Rajya Samithi	10	Rs 35,12,214 ~ 35 Lacs+
Republican Party of India	10	Rs 15,94,444 ~ 15 Lacs+
All India Majlis-E-Ittehadul Muslimeen	9	Rs 10,46,72,921 ~ 10 Crore+
Janasena Party	8	Rs 8,14,36,122 ~ 8 Crore+
Telangana Republican Party	8	Rs 1,21,98,193 ~ 1 Crore+
Praja Shanthi Party	8	Rs 38,83,719 ~ 38 Lacs+
Gana Suraksha Party	8	Rs 34,36,796 ~ 34 Lacs+
Indian Praja Congress	7	Rs 3,08,73,663 ~ 3 Crore+
All India Majlis-E-Inquilab-E-Millat	7	Rs 54,24,845 ~ 54 Lacs+
Socialist Party (India)	7	Rs 33,06,846 ~ 33 Lacs+

Data in this Kit is presented in good faith, with an intention to inform voters. Candidates' affidavits obtained from the ECI website (www.eci.gov.in) with nomination papers is the source of this analysis. Website: -www.adrindia.org, www.myneta.info,

Party Name	Number of Candidates Analyzed	Average Assets (Rs)
Majlis Bachao Tahreek	7	Rs 32,76,318 ~ 32 Lacs+
Gondwana Dandkaranya Party	7	Rs 15,04,601 ~ 15 Lacs+
Praja Velugu Party	7	Rs 14,65,155 ~ 14 Lacs+
Samaikyandhra Parirakshana Samithi	6	Rs 60,08,833 ~ 60 Lacs+
Gondvana Gantantra Party	6	Rs 41,71,519 ~ 41 Lacs+
Social Justice Party of India	6	Rs 15,88,196 ~ 15 Lacs+
Dalita Bahujana Party	5	Rs 1,36,70,157 ~ 1 Crore+
All India Hindustan Congress Party	5	Rs 1,24,00,000 ~ 1 Crore+
Mana Telangana Rashtra Samaikya Party	5	Rs 1,12,73,800 ~ 1 Crore+
Prabuddha Republican Party	5	Rs 67,60,283 ~ 67 Lacs+
All India Mahila Empowerment Party	5	Rs 17,85,300 ~ 17 Lacs+
Republican Party of India (Athawale)	5	Rs 13,61,950 ~ 13 Lacs+
New India Party	5	Rs 13,04,400 ~ 13 Lacs+
Blue India Party	5	Rs 12,80,200 ~ 12 Lacs+
Desh Janhit Party	5	Rs 6,63,961 ~ 6 Lacs+
Telangana Dravida Prajala Party	5	Rs 3,40,100 ~ 3 Lacs+
Indian Believers Party (IBP)	4	Rs 5,19,80,776 ~ 5 Crore+

Data in this Kit is presented in good faith, with an intention to inform voters. Candidates' affidavits obtained from the ECI website (www.eci.gov.in) with nomination papers is the source of this analysis. Website: -www.adrindia.org, www.myneta.info,

Party Name	Number of Candidates Analyzed	Average Assets (Rs)
Shramajeevi Party	4	Rs 2,38,55,000 ~ 2 Crore+
Prajavani Party	4	Rs 1,40,77,250 ~ 1 Crore+
Rashtra Samanya Praja Party	4	Rs 1,04,68,856 ~ 1 Crore+
Telangana Communist Party of India	4	Rs 51,66,875 ~ 51 Lacs+
Janata Congress	4	Rs 25,40,500 ~ 25 Lacs+
Jai Swaraj Party	4	Rs 7,96,500 ~ 7 Lacs+
Baliraja Party	4	Rs 6,31,075 ~ 6 Lacs+
Peoples Party of India (Democratic)	4	Rs 6,07,250 ~ 6 Lacs+
Aazad Samaj Party (Kanshi Ram)	4	Rs 4,92,906 ~ 4 Lacs+
CPI(ML)(L)	4	Rs 55,000 ~ 55 Thou+
Jana Rajyam Party	3	Rs 77,64,000 ~ 77 Lacs+
Socialist Unity Centre Of India (COMMUNIST)	3	Rs 26,34,333 ~ 26 Lacs+
Loktantrik Janta Dal	3	Rs 18,03,705 ~ 18 Lacs+
CPI(ML) Red Star	3	Rs 17,37,110 ~ 17 Lacs+
Yuva Taram Party	3	Rs 16,68,700 ~ 16 Lacs+
Republican Party of India (A)	3	Rs 10,94,000 ~ 10 Lacs+
National Nava Kranthi Party	3	Rs 9,67,503 ~ 9 Lacs+

Data in this Kit is presented in good faith, with an intention to inform voters. Candidates' affidavits obtained from the ECI website (www.eci.gov.in) with nomination papers is the source of this analysis. Website: -www.adrindia.org, www.myneta.info,

Party Name	Number of Candidates Analyzed	Average Assets (Rs)
Uttara Raashtra Telangana Party	3	Rs 7,75,062 ~ 7 Lacs+
Prajarajya Samithi	3	Rs 5,14,795 ~ 5 Lacs+
Majlis Markaz-e-Siyasee Party	3	Rs 2,82,333 ~ 2 Lacs+
Telangana Jaghir Party	3	Rs 5,000 ~ 5 Thou+
People Protection Party	2	Rs 1,84,30,000 ~ 1 Crore+
Bhartiya Krantisangh Party	2	Rs 1,76,95,319 ~ 1 Crore+
Rajyadhikara Party	2	Rs 85,75,605 ~ 85 Lacs+
Telangana Rashtra Punahnirmana Samithi	2	Rs 83,33,500 ~ 83 Lacs+
Telangana Sakalajanula Party	2	Rs 23,82,638 ~ 23 Lacs+
Anna YSR Congress Party	2	Rs 18,39,470 ~ 18 Lacs+
Telangana Labour Party	2	Rs 13,98,500 ~ 13 Lacs+
All India Samata Party	2	Rs 13,40,207 ~ 13 Lacs+
Revolutionary Communist Party of India (Rasik Bhatt)	2	Rs 11,31,559 ~ 11 Lacs+
Telangana Praja Shakthi Party	2	Rs 9,75,725 ~ 9 Lacs+
Telangana Prajaa Jeevana Rythu Party	2	Rs 3,41,347 ~ 3 Lacs+
Jatiya Jana Sena Party	2	Rs 2,47,279 ~ 2 Lacs+
Sakala Janula Party	2	Rs 2,20,767 ~ 2 Lacs+

Data in this Kit is presented in good faith, with an intention to inform voters. Candidates' affidavits obtained from the ECI website (www.eci.gov.in) with nomination papers is the source of this analysis. Website: -www.adrindia.org, www.myneta.info,

Party Name	Number of Candidates Analyzed	Average Assets (Rs)
Rashtriya Praja Congress (Secular)	2	Rs 56,000 ~ 56 Thou+
Praja Sena Party	1	Rs 5,10,73,771 ~ 5 Crore+
All India Backward People Sunami Party	1	Rs 3,92,72,373 ~ 3 Crore+
CPI	1	Rs 2,33,39,376 ~ 2 Crore+
Bharath Samaj Devlop Party	1	Rs 1,45,63,000 ~ 1 Crore+
B. C. United Front	1	Rs 28,23,192 ~ 28 Lacs+
Bharosa Party	1	Rs 15,55,000 ~ 15 Lacs+
Nationalist Janshakti Party	1	Rs 13,95,000 ~ 13 Lacs+
Rashtriya Samaj Paksha	1	Rs 8,38,264 ~ 8 Lacs+
Bahujana Rashtra Samithi	1	Rs 8,00,000 ~ 8 Lacs+
India Janshakti Party	1	Rs 5,40,000 ~ 5 Lacs+
Bahujan Bal Party	1	Rs 5,06,000 ~ 5 Lacs+
Bahujan Bharat Party	1	Rs 5,06,000 ~ 5 Lacs+
Vishwa Bharath Party	1	Rs 4,24,600 ~ 4 Lacs+
Rashtriya Jankranti Party	1	Rs 3,31,000 ~ 3 Lacs+
Rashtriya Janmorcha	1	Rs 3,25,900 ~ 3 Lacs+
Pragatisheel Samaj Party	1	Rs 2,40,000 ~ 2 Lacs+

Data in this Kit is presented in good faith, with an intention to inform voters. Candidates' affidavits obtained from the ECI website (www.eci.gov.in) with nomination papers is the source of this analysis. Website: -www.adrindia.org, www.myneta.info,

Party Name	Number of Candidates Analyzed	Average Assets (Rs)
Dravida Jananayaga Makkal Katchi	1	Rs 1,33,883 ~ 1 Lacs+
Republican Sena	1	Rs 75,000 ~ 75 Thou+
Shiv Sena (Uddhav Balasaheb Thackeray)	1	Rs 5,000 ~ 5 Thou+
Average Assets of All Parties Candidates	1301	Rs 7,84,73,285 7 Crore+
Average Assets of Independent Candidates	989	Rs 58,54,582 ~ 58 Lacs+
Average Assets of All Parties Candidates and Independent Candidates	2290	Rs 4,71,10,885 4 Crore+

Table: Party wise average assets of candidates

Data in this Kit is presented in good faith, with an intention to inform voters. Candidates' affidavits obtained from the ECI website (www.eci.gov.in) with nomination papers is the source of this analysis. Website: -www.adrindia.org, www.myneta.info,

Top 10 Candidates with Highest Assets

S.No.	Name	District	Constituency	Party Name	Movable Assets (Rs)	Immovable Assets (Rs)	Total Assets (Rs)	PAN Given
1	Gaddam Vivekanand	Mancherial	Chennur (SC)	INC	3,80,76,38,171	2,25,91,48,700	6,06,67,86,871 606 Crore+	Y
2	Komatireddy Raj Gopal Reddy	Nalgonda	Munugode	INC	3,01,55,35,078	1,56,84,04,037	4,58,39,39,115 458 Crore+	Y
3	Ponguleti Srinivasa Reddy	Khammam	Palair	INC	3,96,99,99,485	36,93,35,395	4,33,93,34,880 433 Crore+	Y
4	Pailla Shekar Reddy	Yadadri Bhuvanagiri	Bhongir	BRS	1,25,09,15,572	1,02,42,71,295	2,27,51,86,867 227 Crore+	Y
5	Kumbam Anil Kumar Reddy	Yadadri Bhuvanagiri	Bhongir	INC	64,84,21,530	1,47,00,73,000	2,11,84,94,530 211 Crore+	Y
6	Kotta Prabhakar Reddy	Siddipet	Dubbak	BRS	16,69,66,429	1,80,71,17,700	1,97,40,84,129 197 Crore+	Y
7	Gaddam Vinod	Mancherial	Bellampalli (SC)	INC	24,92,33,877	1,72,20,45,000	1,97,12,78,877 197 Crore+	Y
8	M.Ravi Kumar Yadav	Rangareddy	Serilingampally	BJP	15,12,82,255	1,56,75,73,270	1,71,88,55,525 171 Crore+	Y
9	Bandi Ramesh	Medchal-Malkajgiri	Kukatpalle	INC	58,63,06,649	1,01,61,23,962	1,60,24,30,611 160 Crore+	Y
10	Jagadeeswar Goud	Rangareddy	Serilingampally	INC	5,86,74,322	1,18,62,44,800	1,24,49,19,122 124 Crore+	Y

Table: Top 10 candidates with highest assets

Data in this Kit is presented in good faith, with an intention to inform voters. Candidates' affidavits obtained from the ECI website (www.eci.gov.in) with nomination papers is the source of this analysis. Website: -www.adrindia.org, www.myneta.info,

10 Candidates with Lowest Assets

The details of candidates with lowest assets (excluding zero assets candidates) are given below:

S.No.	Name	District	Constituency	Party Name	Movable Assets (Rs)	Immovable Assets (Rs)	Total Assets (Rs)	PAN Given
1	Maddileti	Jogulamba Gadwal	Alampur (SC)	All India Samata Party	500*	0	500 5 Hund+	Y
2	Mahendar Bhukya	Mahabubabad	Dornakal (ST)	Bharatha Chaitanya Yuvajana Party	500	0	500 5 Hund+	Y
3	Vanguri Jayashanker	Nagarkurnool	Nagarkurnool	Bahujan Republican Socialist Party	500*	0	500 5 Hund+	Y
4	Hamid UI Hak Chaudari	Medchal-Malkajgiri	Medchal	IND	600*	0	600 6 Hund+	Y
5	Shekuri Mallaiah	Suryapet	Kodad	Alliance of Democratic Reforms Party	800	0	800 8 Hund+	N
6	Cherukupalli Premkumar	Suryapet	Kodad	IND	1,000	0	1,000 1 Thou+	N
7	Thandra Venkateshwarlu	Bhadradi Kothagudem	Kothagudem	IND	2,000*	0	2,000 2 Thou+	Y
8	Sahith Godugu	Jayashankar Bhupalpally	Bhupalpalle	IND	2,000	0	2,000 2 Thou+	Y
9	Gaddam Shyam Prasad	Medchal-Malkajgiri	Medchal	IND	2,000	0	2,000 2 Thou+	Y
10	Karne Shireesha Alias Barrelakka	Nagarkurnool	Kollapur	IND	3,000	0	3,000 3 Thou+	Y

Table: 10 candidates with lowest assets

* On assets value indicates that the candidate has not provided the total in their affidavits, it has been calculated on the basis of details provided by them in the same

Top 10 Candidates with Highest Liabilities

S.No.	Name	District	Constituency	Party Name	Total Assets (Rs)	Liabilities (Rs)	Disputed liabilities (Rs)	PAN Given
1	Paila Shekar Reddy	Yadadri Bhuvanagiri	Bhongir	BRS	2,27,51,86,867 227 Crore+	1,12,75,13,860 112 Crore+	0	Y
2	Ashannagari Jeevan Reddy	Nizamabad	Armur	BRS	22,95,78,708 22 Crore+	50,73,56,437 50 Crore+	0	Y
3	Danam Nagender	Hyderabad	Khairatabad	BRS	68,89,15,252 68 Crore+	49,55,30,000 49 Crore+	0	Y
4	Ponguleti Srinivasa Reddy	Khammam	Palair	INC	4,33,93,34,880 433 Crore+	43,53,24,214 43 Crore+	0	Y
5	Gaddam Vivekanand	Mancherial	Chennur (SC)	INC	6,06,67,86,871 606 Crore+	# 41,54,87,569 41 Crore+	2,65,65,379 2 Crore+	Y
6	Chelamalla Krishna Reddy	Nalgonda	Munugode	BJP	1,00,59,47,760 100 Crore+	40,97,78,677 40 Crore+	0	Y
7	Bandi Ramesh	Medchal-Malkajgiri	Kukatpalle	INC	1,60,24,30,611 160 Crore+	# 30,67,00,762 30 Crore+	2,21,62,627 2 Crore+	Y
8	Arvind Dharmapuri	Jagtial	Koratla	BJP	1,07,43,37,305 107 Crore+	29,12,83,471 29 Crore+	0	Y
9	Marri Janardhan Reddy	Nagarkurnool	Nagarkurnool	BRS	1,12,23,30,623 112 Crore+	26,52,42,975 26 Crore+	0	Y
10	K Laxma Reddy (K.L.R)	Rangareddy	Maheswaram	INC	57,77,93,990 57 Crore+	25,84,18,298 25 Crore+	0	Y

Table: Top 10 candidates with highest declared liabilities

#Disputed liabilities

Data in this Kit is presented in good faith, with an intention to inform voters. Candidates' affidavits obtained from the ECI website (www.eci.gov.in) with nomination papers is the source of this analysis. Website: -www.adrindia.org, www.myneta.info,

Candidates with highest income as declared in the ITR*

S.No.	Name	Party Name	Constituency	District Name	Total Asset (Rs)	Self Source of Income	Spouse's Source of Income	The financial year for which the last income tax return has been filed by candidate	Total income shown by candidate in ITR (Self+Spouse+Dependent) (Rs)	Self income shown by candidate in ITR (Rs)
1	Komatireddy Raj Gopal Reddy	INC	Munugode	Nalgonda	4,58,39,39,115 458 Crore+	Business Income & Rentals from Commercial Property	Business Income & Rentals	2022-2023	71,18,73,201 71 Crore+	71,17,45,439 71 Crore+
2	Sunil Kumar Muthyala	INC	Balkonda	Nizamabad	1,04,13,19,139 104 Crore+	Business	Agriculture and Others	2022-2023	29,13,36,503 29 Crore+	29,07,00,163 29 Crore+
3	Gaddam Vivekanand	INC	Chennur (SC)	Mancherla	6,06,67,86,871 606 Crore+	Dividend, Agricultural, Interest	Salary, Dividend, Interest, Commission	2022-2023	15,86,92,450 15 Crore+	6,26,23,880 6 Crore+
4	Kalvakuntla Taraka Rama Rao	BRS	Sircilla	Rajanna Sircilla	53,31,73,961 53 Crore+	Salary as a Minister, Agriculture income	Salary & Agriculture income	2022-2023	12,17,68,788 12 Crore+	1,05,82,777 1 Crore+
5	Marri Rajashekar Reddy	BRS	Malkajgiri	Medchal-Malkajgiri	97,00,80,333 97 Crore+	Rental Income, Business Income and Agriculture Income	Rental Income and Agriculture Income	2022-2023	10,29,78,272 10 Crore+	9,22,73,027 9 Crore+
6	Jagadeeswar Goud	INC	Serilingampally	Rangareddy	1,24,49,19,122 124 Crore+	Honorarium as Corporator Madhapur GHMC division, Rental Income, Capital gain and agriculture	Honorarium as Corporator of Hafeezpet GHMC division, Rental Income	2022-2023	5,32,99,593 5 Crore+	5,29,16,393 5 Crore+
7	Kunduru Jayaveer	INC	Nagarjuna Sagar	Nalgonda	36,99,61,134 36 Crore+	Business And Public Services	Business And Agriculture	2022-2023	3,69,50,600 3 Crore+	30,45,200 30 Lacs+
8	Marri Shashidhar Reddy	BJP	Sanathnagar	Hyderabad	51,14,54,640 51 Crore+	Income from Other Sources (Pension, Interests, Dividend and Rental Income)	Income from Other Sources (Interests and Dividend)	2021-2022	3,68,94,670 3 Crore+	3,25,79,860 3 Crore+
9	Kalvakuntla Chandrashekar Rao	BRS	Gajwel	Siddipet	58,93,31,800 58 Crore+	Salary as Chief Minister of Telangana State Bank Interest and Agricultural Income	Bank Interest	2022-2023	3,47,57,691 3 Crore+	1,60,64,390 1 Crore+

Data in this Kit is presented in good faith, with an intention to inform voters. Candidates' affidavits obtained from the ECI website (www.eci.gov.in) with nomination papers is the source of this analysis. Website: -www.adrindia.org, www.myneta.info,

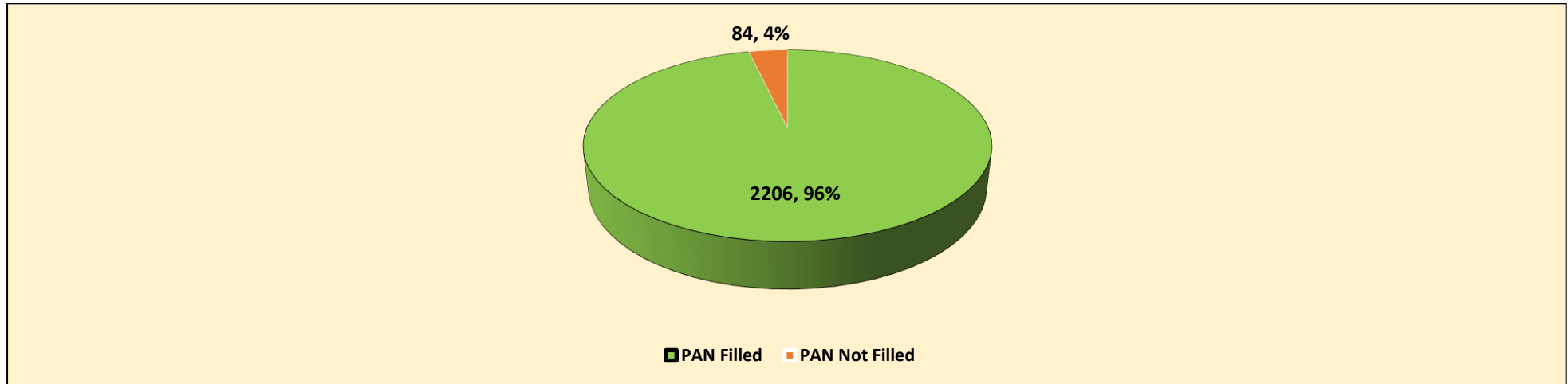
S.No.	Name	Party Name	Constituency	District Name	Total Asset (Rs)	Self Source of Income	Spouse's Source of Income	The financial year for which the last income tax return has been filed by candidate	Total income shown by candidate in ITR (Self+Spouse+Dependent) (Rs)	Self income shown by candidate in ITR (Rs)
10	Kalvakuntla Chandrashekar Rao	BRS	Kamareddy	Kamareddy	58,93,31,800 58 Crore+	Salary as Chief Minister of Telangana State, Bank Interest and Agricultural Income	Bank Interest	2022-2023	3,47,57,691 3 Crore+	1,60,64,390 1 Crore+

Table: Candidates with highest income as declared in the ITR

* Some candidates may be exempted from filing Income Tax Returns

PAN Details of Candidates

Details of candidates who have not declared their PAN



PAN Filled	2206
PAN Not Filled	84
Total	2290

Table: Overall PAN Report

Data in this Kit is presented in good faith, with an intention to inform voters. Candidates' affidavits obtained from the ECI website (www.eci.gov.in) with nomination papers is the source of this analysis. Website: -www.adrindia.org, www.myneta.info,

Analysis based on Other Background Details of Candidates

Overall Education Report

Education Group	Number of Candidates analyzed
Illiterate	89
Literate	26
5th Pass	91
8th Pass	117
10th Pass	441
12th Pass	330
Graduate	392
Graduate Professional	242
Post Graduate	477
Doctorate	32
Diploma	53
Total	2290

Table: Analysis of candidates on the basis of education

Education Group	Telangana Assembly Elections 2018	Telangana Assembly Elections 2023
	Number of Candidates analyzed	Number of Candidates analyzed
Illiterate	48	89
Literate	16	26
5th Pass	94	91
8th Pass	77	117
10th Pass	362	441
12th Pass	266	330
Graduate	306	392
Graduate Professional	204	242
Post Graduate	301	477
Doctorate	34	32
Diploma	60	53
Not Given	9	0
Total	1777	2290

Table: Analysis of candidates on the basis of education 2018 vs 2023

Data in this Kit is presented in good faith, with an intention to inform voters. Candidates' affidavits obtained from the ECI website (www.eci.gov.in) with nomination papers is the source of this analysis. Website: -www.adrindia.org, www.myneta.info,

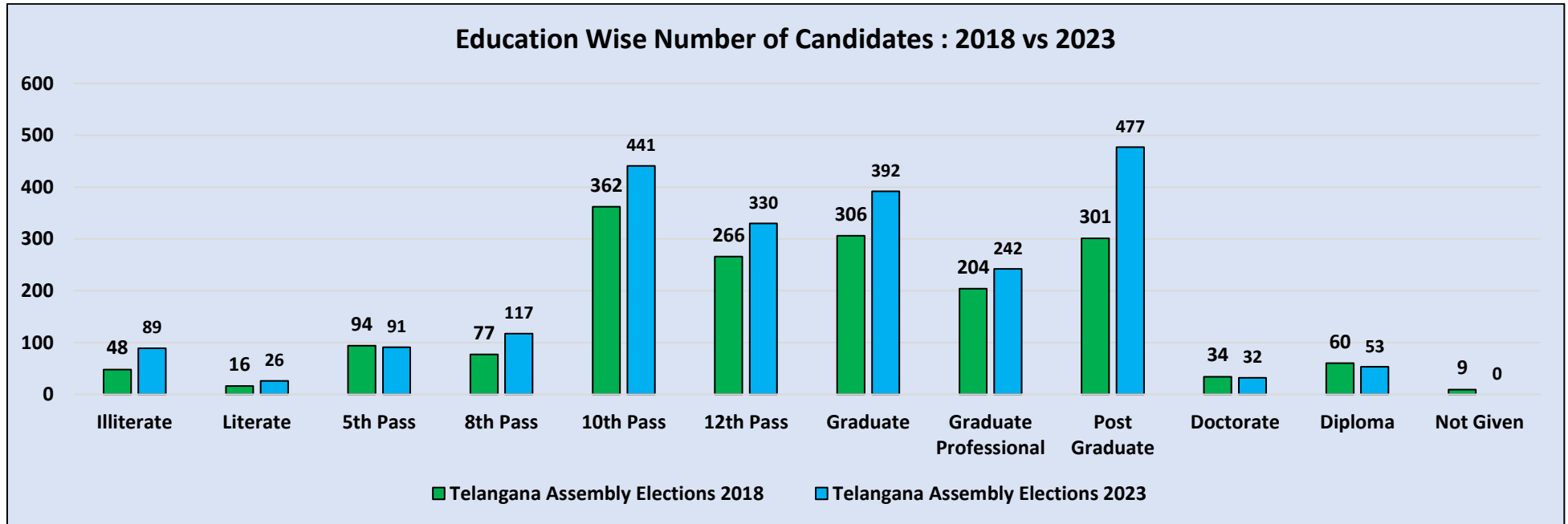


Figure: Education Wise Number of Candidates: 2018 vs 2023

Data in this Kit is presented in good faith, with an intention to inform voters. Candidates' affidavits obtained from the ECI website (www.eci.gov.in) with nomination papers is the source of this analysis. Website: -www.adrindia.org, www.myneta.info,

Analysis based on age groups

Age Group (In Years)	Number of Candidates Analyzed
25-30	240
31-40	787
41-50	628
51-60	434
61-70	171
71-80	29
81-85	1
Total	2290

Table: Analysis of candidates on the basis of age groups

Age Group (In Years)	Telangana Assembly Elections 2018	Telangana Assembly Elections 2023
	Number of Candidates Analyzed	Number of Candidates Analyzed
Not Given	24	0
25-30	209	240
31-40	539	787
41-50	548	628
51-60	297	434
61-70	147	171
71-80	13	29
Above 80	0	1
Total	1777	2290

Table: Analysis of candidates on the basis of age groups 2018 vs 2023

Data in this Kit is presented in good faith, with an intention to inform voters. Candidates' affidavits obtained from the ECI website (www.eci.gov.in) with nomination papers is the source of this analysis. Website: -www.adrindia.org, www.myneta.info,

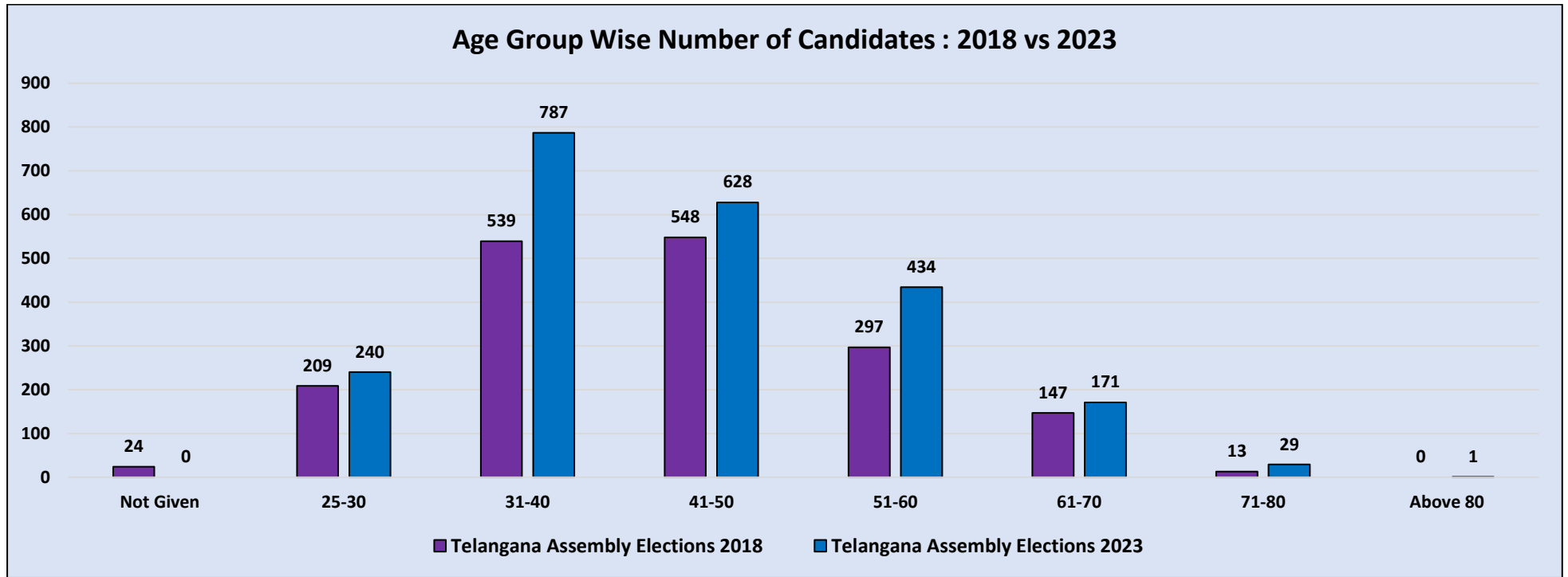


Figure: Age Group Wise Number of Candidates: 2018 vs 2023

Youngest Candidates

S.No.	District	Constituency	Candidate	Party	Age
1	ADILABAD	ADILABAD	Munde Praveen Kumar	IND	25
2	HYDERABAD	CHARMINAR	Yerrolla Dharshan	IND	25
3	HYDERABAD	KARWAN	Gogikar Anil	Vidhyarthula Rajakiya Party	25
4	HYDERABAD	NAMPALLY	Shazanullah	IND	25
5	HYDERABAD	NAMPALLY	Vishal Singh D	IND	25

Data in this Kit is presented in good faith, with an intention to inform voters. Candidates' affidavits obtained from the ECI website (www.eci.gov.in) with nomination papers is the source of this analysis. Website: -www.adrindia.org, www.myneta.info,

S.No.	District	Constituency	Candidate	Party	Age
6	MAHABUBABAD	MAHABUBABAD (ST)	Guguloth Shekar Naik	BSP	25
7	MANCHERIAL	MANCHERIAL	Pranay Gangareddy	IND	25
8	NIZAMABAD	ARMUR	Nyalapatla Pranay Goud	IND	25
9	PEDDAPALLI	MANTHANI	Madem Venkatesh	IND	25
10	RANGAREDDY	SHADNAGAR	Pasupula Prasant Kumar	BSP	25
11	SANGAREDDY	ANDOLE (SC)	Begari Amos	IND	25

Table: Youngest Candidates

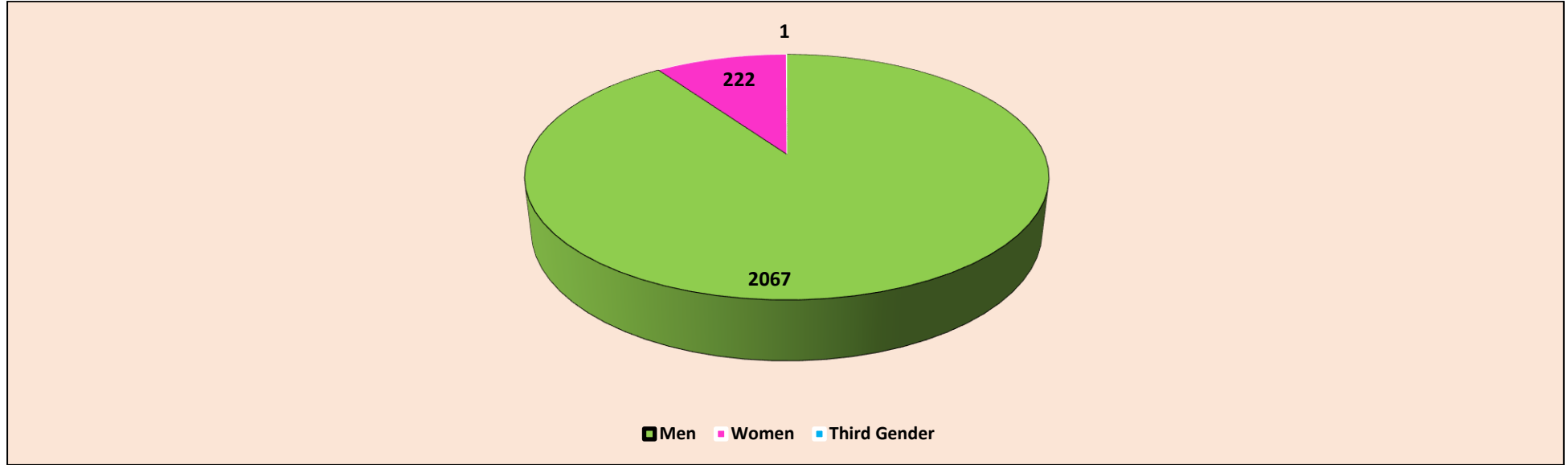
Oldest Candidates

S.No.	District	Constituency	Candidate	Party	Age
1	Medchal-Malkajgiri	Malkajgiri	Ravikoti Madan Mohan	IND	84
2	Jagtial	Jagtial	Cheeti Shyamala	IND	80
3	Rajanna Sircilla	Vemulawada	Jakkani Bhupathi	Pyramid Party of India	80
4	Bhadradi Kothagudem	Kothagudem	Vanama Venkateswara Rao	BRS	78
5	Hyderabad	Jubilee Hills	Dr. Gudoori Chenna Reddy	Indian Praja Congress	76
6	Hyderabad	Nampally	Diddi Pentaiah	IND	76
7	Peddapalli	Manthani	Gattu Kishan Rao	IND	76
8	Adilabad	Adilabad	Takbide Pandit Rao	IND	75
9	Peddapalli	Ramagundam	Somarapu Satyanarayana	IND	75
10	Rangareddy	Lal Bahadur Nagar	Hanuma Reddy	IND	75

Table: Oldest Candidates

Data in this Kit is presented in good faith, with an intention to inform voters. Candidates' affidavits obtained from the ECI website (www.eci.gov.in) with nomination papers is the source of this analysis. Website: -www.adrindia.org, www.myneta.info,

Overall Gender Report



Men	2067
Women	222
Third Gender	1
Total	2290

Table: Analysis of candidates on the basis of gender

Assets Details of candidates: Telangana Assembly Elections 2023 is provided in annexure-1

Candidates with declared criminal cases: Telangana Assembly Elections 2023 is provided in annexure-2

Data in this Kit is presented in good faith, with an intention to inform voters. Candidates' affidavits obtained from the ECI website (www.eci.gov.in) with nomination papers is the source of this analysis. Website: -www.adrindia.org, www.myneta.info,

Upgraded MyNeta App



The advertisement features a light blue background with the ADR logo in the top left and the myneta.info logo in the top right. The central text reads: "Association for Democratic Reforms and National Election Watch present THE UPGRADED MYNETA APP". Below this, three smartphones are displayed. The central phone shows the MyNeta app splash screen with the text "an open data repository run by Association for Democratic Reforms" and the ADR logo. The left phone shows a menu with "Recent Elections" and "Criminality, Assets, Gender and other Background Data of Candidates and winners Recent Elections". The right phone shows a search interface with radio buttons for "National", "State", and "Other", and a list of political parties including "Bahujan Samaj Party" and "Communist Party of India". At the bottom, the text "DOWNLOAD TODAY!" is followed by "And be a part of our #MeraVoteMeraDesh Campaign". A QR code is on the left, and a "GET IT ON Google Play" button is in the center. The text "Scan the QR code to download" is below the button. On the right, it says "Visit our website: www.adrindia.org www.myneta.info".

Data in this Kit is presented in good faith, with an intention to inform voters. Candidates' affidavits obtained from the ECI website (www.eci.gov.in) with nomination papers is the source of this analysis. Website: -www.adrindia.org, www.myneta.info,

Donate to ADR

We need your help to support our #MeraVoteMeraDesh campaign for upcoming State Assembly Elections. The campaign aims to eradicate corruption & criminalization in the political process, empower the voters through greater dissemination of information on the candidates and the parties.

You can contribute to us using the following QR Code or access the link on our website [here](#).



ADR Speaks Podcast

ADR Speaks is a podcast series on issues related to electoral & political reforms. It focuses on the findings of ADR reports analysing background details of candidates, sources of political parties' income, election expenditure, Electoral Bonds etc. In these episodes, ADR breaks down key findings of its reports for simple understanding & accessibility to the general public, enabling them to make an informed choice. ADR podcast will also host discussions with experts, research scholars, public intellectuals, former election officials etc. on issues concerning India's democratic politics. [Please click on the icon to access the episodes on ADR website.](#)



Listen to Our Podcast on
 **Anchor**®

Other platforms





The image shows a campaign kit template on a brown cardboard background. It features two logos at the top: ADR (Association for Democratic Reforms) on the left and myneta.info National Election Watch on the right. The main text is centered on a white rectangular area, and a yellow banner at the bottom contains the text 'SUPPORT US'. The kit is held together by four black circular fasteners at the corners.

ADR
Association for Democratic Reforms

myneta.info
National Election Watch

For the State Assembly Elections 2023 and General Elections 2024, ADR is running its #MeraVoteMeraDesh Campaign which aims to eradicate corruption and criminalisation in the political process, empower the voters through greater dissemination of information of the contesting candidates and political parties. Support our campaign by donating to ADR!

SUPPORT US

Data in this Kit is presented in good faith, with an intention to inform voters. Candidates' affidavits obtained from the ECI website (www.eci.gov.in) with nomination papers is the source of this analysis. Website: -www.adrindia.org, www.myneta.info,



To Get Information About Candidates/Parties/MPs/MLAs/Corporators/PILs in courts

Journalist Helpline no: **8010394248**

Subscribe to ADR on **WhatsApp**
for updates: **7840067840**

Visit: **www.myneta.info, www.adrindia.org**

Email: **adr@adrindia.org**

To contact ADR State Partners, visit:
https://adrindia.org/about-adr/state-coordinators

Social Media



/myneta.info



/adr.new



@adrspeaks



/adrspeaks



/adrspeaks

https://www.linkedin.com/company/association-for-democratic-reforms/

Our Websites

www.adrindia.org

Provides detailed analytical reports of Lok Sabha, State Assemblies, local body elections & financial reports of political parties & ongoing PILs in courts

www.myneta.info

Provides full information of criminal cases, asset, liability and education details declared by candidates in the self sworn affidavits

Android Apps

Myneta: The criminal, financial, educational & other background information self declared by candidates in their affidavits during elections is now available on your mobile phones.

Election Watch Reporter: This app provides a tool to the citizens to capture violations of election related laws & the code of conduct.

Both the applications are available on Google Play Store

Office Address

Association for Democratic Reforms
T-95, CL House, Second Floor,
Near Gulmohar Commercial Complex, Gautam Nagar,
Landmark: Green Park Metro Station (GN exit),
New Delhi-110 049,
Tel.: 011- 41654200, Fax: 011 - 46094248

Contact Details

Telangana Election Watch

Mr. Rakesh Reddy Dubbudu
+91-98854-19012
rakesh.dubbudu@gmail.com

Association for Democratic Reforms/ National Election Watch

<p>Media and Journalist Helpline</p> <p>+91 80103 94248 Email: adr@adrindia.org</p>	<p>Maj.Gen. Anil Verma (Retd) Head Association for Democratic Reforms, National Election Watch 011 4165 4200, +91 87997 18472 adr@adrindia.org, anilverma@adrindia.org</p>	<p>Prof Jagdeep Chhokar IIM Ahmedabad (Retd.) Founder Member, Association for Democratic Reforms, National Election Watch jchhokar@gmail.com</p>	<p>Prof Trilochan Sastry IIM Bangalore Founder Member, Association for Democratic Reforms, National Election Watch +91 94483 53285 tsastry@gmail.com</p>
--	--	---	--

DISCLAIMER

All information in this report has been taken by ADR from the website of the Election Commission of India (<https://affidavit.eci.gov.in/>) and all the information is available in public domain. ADR does not add or subtract any information, unless the EC changes the data. In particular, no unverified information from any other source is used. While all efforts have been made by ADR to ensure that the information is in keeping with what is available in the ECI website, in case of discrepancy between information provided by ADR through this report, anyone and that given in the ECI website, the information available on the ECI website should be treated as correct and Association for Democratic Reforms, Telangana Election Watch and their volunteers are not responsible or liable for any direct, indirect special, or consequential damages, claims, demands, losses of any kind whatsoever, made, claimed, incurred or suffered by any party arising under or relating to the usage of data provided by ADR through this report.

It is to be noted that ADR undertakes great care and adopts utmost due diligence in analysing and dissemination of the background information of the candidates furnished by them at the time of elections from the duly self-sworn affidavits submitted with the Election Commission of India. Such information is only aimed at highlighting the growing criminality in politics, increased misuse of money in elections so as to facilitate a system of transparency, accountability and good governance and to enable voters to form an informed choice. Therefore, it is expected that anyone using this report shall undertake due care and utmost precaution while using the data provided by ADR. ADR is not responsible for any mishandling, discrepancy, inability to understand, misinterpretation or manipulation, distortion of the data in such a way so as to benefit or target a particular political party or politician or candidate.