

Analysis of Donations to Registered Recognised Political Parties, FY 2016-17 to FY 2021-22

Trend Analysis & Comparative Analysis

Electoral Bonds | Direct Corporate Donations | Other Donations

Date of Release: July 11, 2023

I. Introduction

Donations or contributions are amounts contributed above Rs 20,000 to political parties by individuals, companies, electoral trusts and unions/ associations. The details of donors such as name, address, PAN number, mode of payment, date of donation, details of cheques or demand drafts should be made available by the political party in the 'Donations report' filed by the party to the Election Commission of India each year. Contributions could be made in the form of cash, cheque, demand draft or an electronic transfer.

According to the rules laid down by the Election Commission of India (ECI), a Contribution Report containing details of the donors who donated above Rs 20,000 have to be made available with the ECI annually as prescribed under Section 29-C of the Representation of People's Act (RPA) in Form 24A. If the parties do not submit an annual report stating donations received above Rs 20,000, then such party shall not be eligible for tax relief under Section 29-C of the RPA.

According to Section 3(1)(a) of the Foreign Contribution Regulation Act (FCRA), 2010 (corresponding Section 4(1)(a) of FCRA, 1976), no candidate contesting for election is authorised to receive contributions from companies registered outside India whereas, under Sections 3 (1)(e) of the FCRA, 2010 (corresponding Section 4(1)(e) of FCRA, 1976), political parties are not permitted to accept contributions from foreign companies. No government organisation or company can donate to a political party. Similarly, under Section 182(1) of the Companies Act, 2013, no company which has been in existence for less than three financial years can donate, directly or indirectly to any political party or a candidate contesting for election.

The Finance Act, 2016 and 2018 has amended the Foreign Contribution Regulation Act (FCRA), 2010 with effect from 1976 to allow foreign companies with subsidiaries in India to fund political parties in India, thereby, exposing Indian politics and democracy to international lobbyists who may want to further their agenda.

In this brief report, we analyse the donations (above Rs 20,000) received by the 31 recognised political parties (7 National and 24 Regional) in the time period between FY 2016-17 and FY 2021-22. This six-year time period is crucial, as during this time the Electoral Bond Scheme 2018 was introduced for the purpose of electoral funding as well as the Finance Act 2017 removed the previous limit of 7.5% of the company's average three-year net profit for political donations. A company is no longer required to name the political parties to which such contributions are made. The donor's name is also not revealed under the Electoral Bond Scheme. The Government amended the Income Tax Act, the Companies Act, the Reserve Bank of India Act and also the Foreign Contribution (Regulation) Act

2010 (with retrospective effect) to allow foreign companies registered in India to contribute to political parties.

It is also important to note that during this period, General Elections 2019 took place and a total of 45 state assembly elections were held.

For ease of understanding, the total donations analysed in this report have been classified into (1) **donations from anonymous Electoral Bonds (EBs)**, (2) **direct donations from corporate houses (including electoral trusts)** and (3) **other donations (including donations below Rs 20,000)** from sources such as Donations from MPs/MLAs, contributions from meetings, contributions from morchas, collection by party units, Aajiwani Sahayog Nidhi, members' donations, membership fee, and party fund/election fund, as specified by political parties in their statements.

II. Summary and Highlights

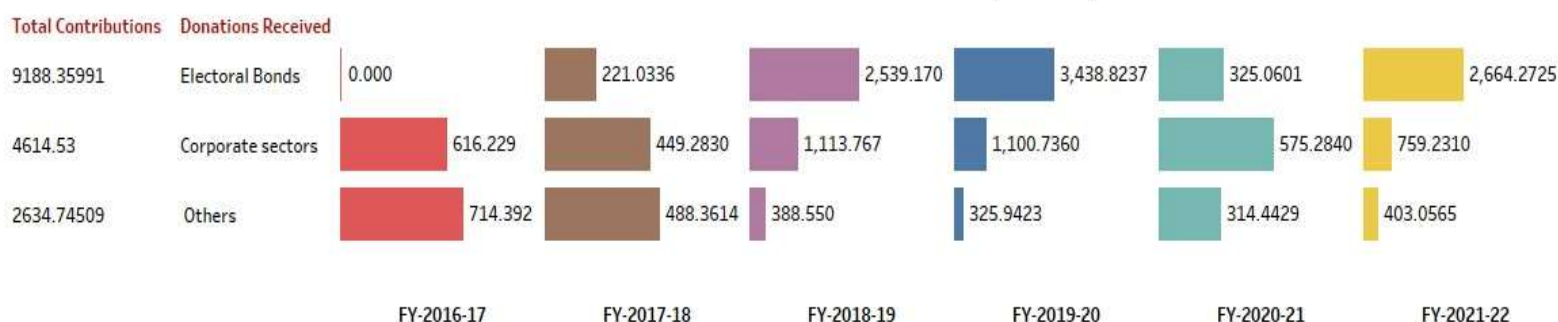
1. The **total donations** received by the 31 political parties analysed during the six-year period was **Rs 16,437.635 cr**. Donations worth **Rs 9188.35991 cr** were received from **Electoral Bonds (55.90%)**, **Rs 4614.53 cr** were received from the **corporate sector (28.07%)** and **Rs 2634.74509 cr** were received from **other sources (16.03%)**.
2. The **total donations** declared by the 7 National Parties and 24 Regional parties (from Electoral Bonds, corporate sector and other donations) between FY 2016-17 and 2021-22 were **Rs 13190.685 cr** (80.247%) and **Rs 3246.95 cr** (19.753%), respectively.
3. For National parties, there was a **743%** increase in donations from electoral bonds between FY 2017-18 and FY 2021-22 while for **corporate donations** this increase is **only 48%**.
4. **Electoral Bonds are the most preferred mode of donations** for making contributions to National and Regional political parties amounting to Rs 9188.35991 cr, followed by direct corporate donations worth Rs 4614.53 cr.
5. The total donations declared by BJP is more than three times the total donations declared by all other National parties.
6. **During the six-year period, more than 52% of BJP's total donations came from Electoral Bonds** worth **Rs 5271.9751 cr**, while all other National parties amassed Rs 1783.9331 cr. **INC** declared the second highest donations from bonds of **Rs 952.2955 cr (61.54% of its total donations)** followed by **AITC** which declared **Rs 767.8876 cr (93.27%)**.
7. **More than 89.81% of BJD's total donations came from Electoral Bonds** worth **Rs 622 cr**. **DMK** declared the second highest donations from bonds of **Rs 431.50 cr (90.703% of its total donations)** followed by **TRS** which declared **Rs 383.6529 cr (80.45%)** and **YSR-C** which declared **Rs 330.44 cr (72.43%)**.
8. Between FY 2016-17 and 2021-22, the total direct corporate donations declared by **National parties** was **Rs 3,894.838 cr** while **Regional parties** declared **Rs 719.692 cr**.
9. The direct corporate donations declared by **7 National parties** are **more than five times the corporate donations declared by 24 Regional Parties** during the six-year period.
10. The **corporate donations** declared by **BJP** are at least **three-four times more than** the total corporate donations of **all other National Parties**. In **FY 2017-18**, it was **more than eighteen times** that of all other National parties.
11. For the six-year period, **BSP** has consistently declared **no corporate donations** while **CPI** has declared receiving **zero corporate donations** from **FY 2018-19 to FY 2021-22**.
12. In the six-year period, **direct corporate donations** declared by Regional parties **increased by 152.029%**.

13. Between FY 2016-17 and 2021-22, **Prudent Electoral Trust** contributed the highest amount of **Rs 1604.43 cr** followed by **Progressive Electoral Trust (Rs 549.9750 cr)** and **B.G. Shirke Construction Technology Pvt Ltd. (Rs 102.155 cr)**.
14. The **maximum corporate donations** declared by the **31 recognised political parties** came from **Delhi** amounting to **Rs 1843.697 cr** followed by **Maharashtra (Rs 1418.130 cr)** and **Gujarat (Rs 213.540 cr)**.

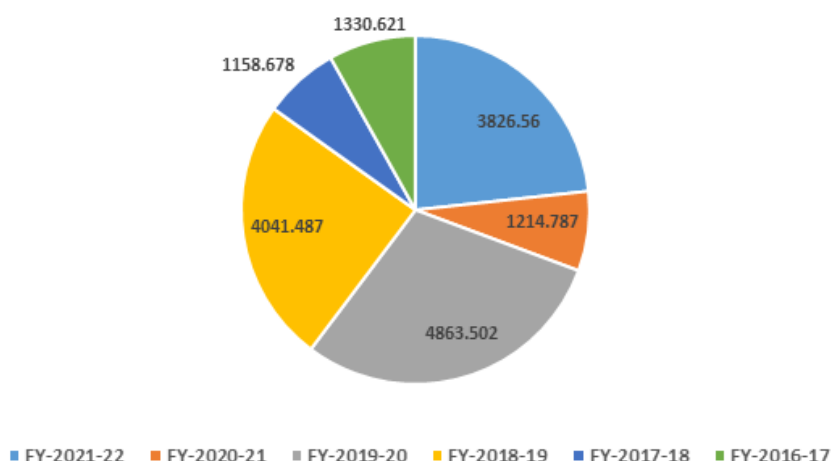
III. Overview

This section provides an overall picture of the total donations declared by recognised political parties from electoral bonds, the corporate sector and other sources between FY 2016-17 and 2021-22. From the graphs/charts given below, we can do a comparative analysis of the donations received from anonymous electoral bonds and those received directly from corporate houses; we can observe the impact of electoral bonds on the amount of direct corporate donations over the last few years and also infer the preferable mode of donations by donors. Additionally, the difference in the donations received among National and Regional/State political parties indicates that there is a lack of a level playing field.

Donations received from EBs, Corporates and Others, FY 2016-17 to 2021-22 (in Rs Cr)



Year-wise total donations declared by parties (in Rs Cr)

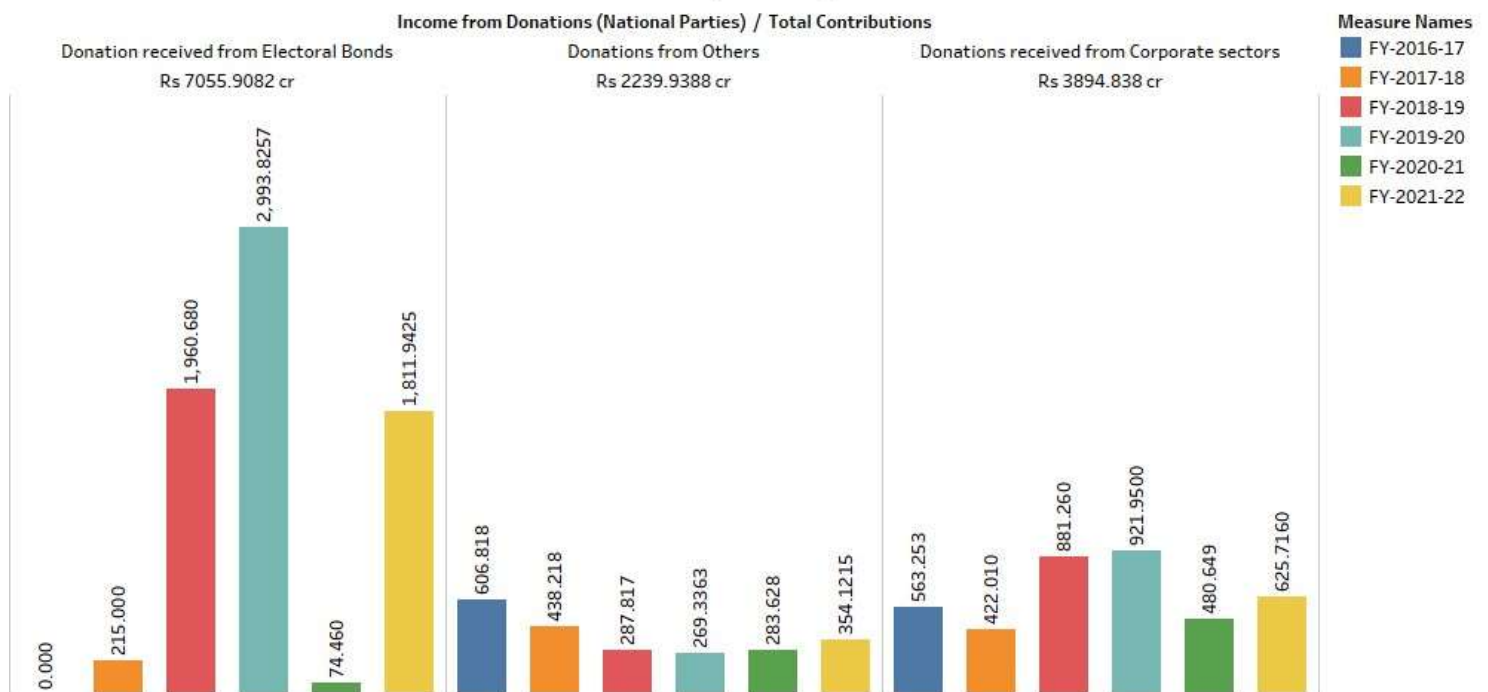


1. The **total donations** received by the 31 political parties analysed (including 7 National and 24 Regional) during the six-year period was **Rs 16,437.635 cr**. Out of this, donations worth **Rs 9188.35991 cr** were received from **Electoral Bonds (55.90%)**, **Rs 4614.53 cr** were received

from **corporate sector (28.07%)** and **Rs 2634.74509 cr** were received from **other sources (16.03%)**.

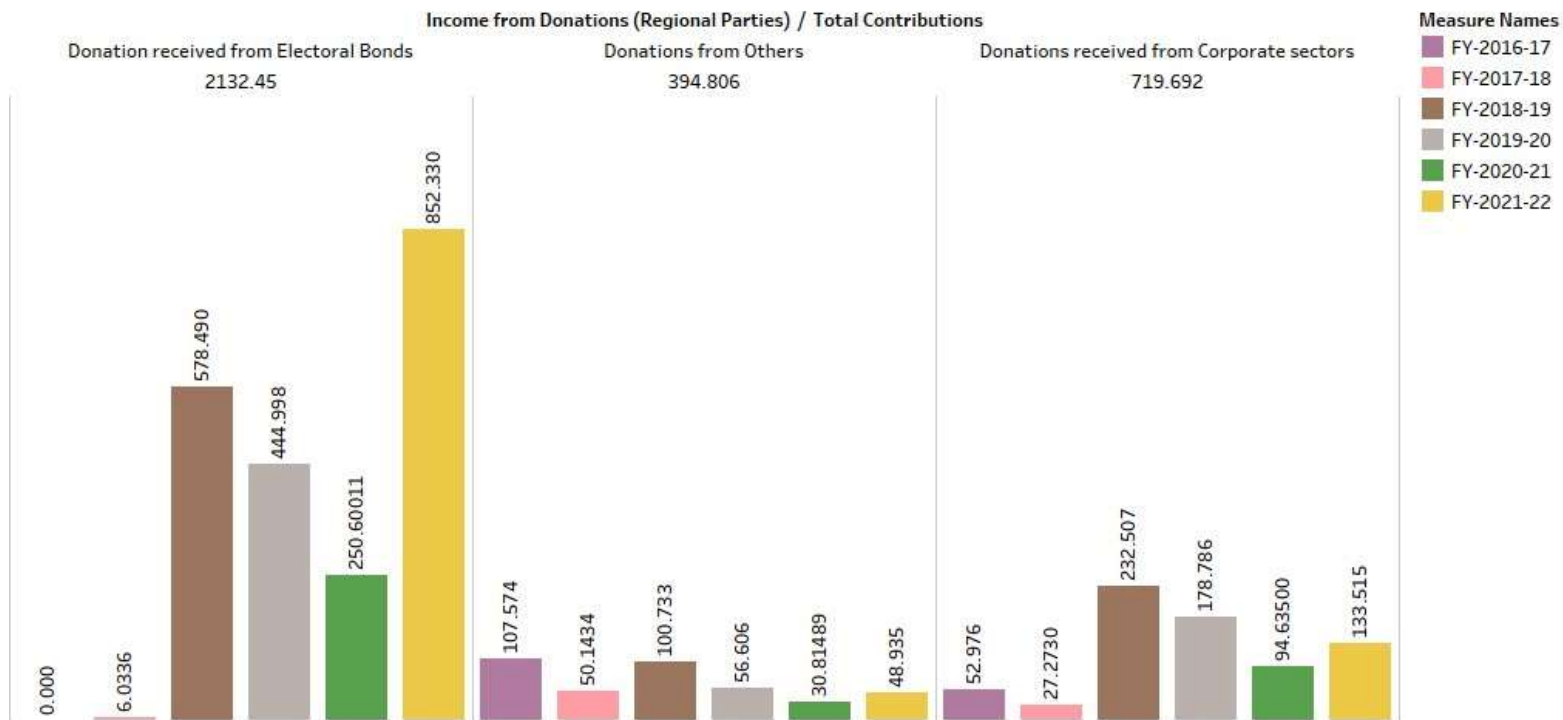
2. **Highest donations** were received in the **FY 2019-20** (year of General Elections) worth Rs 4863.502 cr, followed by Rs 4041.487 cr in FY 2018-19 and Rs 3826.56 cr in FY 2021-22.
3. **Highest donations** from the **corporate sector** were received in the FY 2018-19 (assembly elections were held in nine states) worth Rs 1113.767 cr followed by Rs 1100.736 cr in FY 2019-20, the year of the General Elections and eight state assembly elections.
4. **Highest donations** from **Electoral Bonds** were received in FY 2019-20 (year of General Elections) worth Rs 3438.8237 cr followed by Rs 2664.2725 cr in FY 2021-22 (eleven state assembly elections were held).

Year-wise donations declared by National Parties (in Rs Cr)



1. The **total donations** declared by the 7 National Parties from Electoral Bonds, corporate sector and other donations between FY 2016-17 and 2021-22 were **Rs 13190.685 cr**.
2. Since the inception of the Electoral Bond Scheme in the FY 2017-18, in the case of National parties, the percentage **increase in the donations from electoral bonds** between FY 2017-18 and 2021-22 is **743%** while for **corporate donations** this increase is **only 48%**.
3. As can be seen in the graph above, the **donations to National parties from Electoral Bonds and the corporate sector** were **highest** in the **FY 2019-20**. These seven political parties received **Rs 4185.112 cr worth total donations** from all three categories of donations in FY 2019-20, followed by **Rs 3129.757 cr** in FY 2018-19.

Year-wise donations declared by Regional Parties (in Rs Cr)



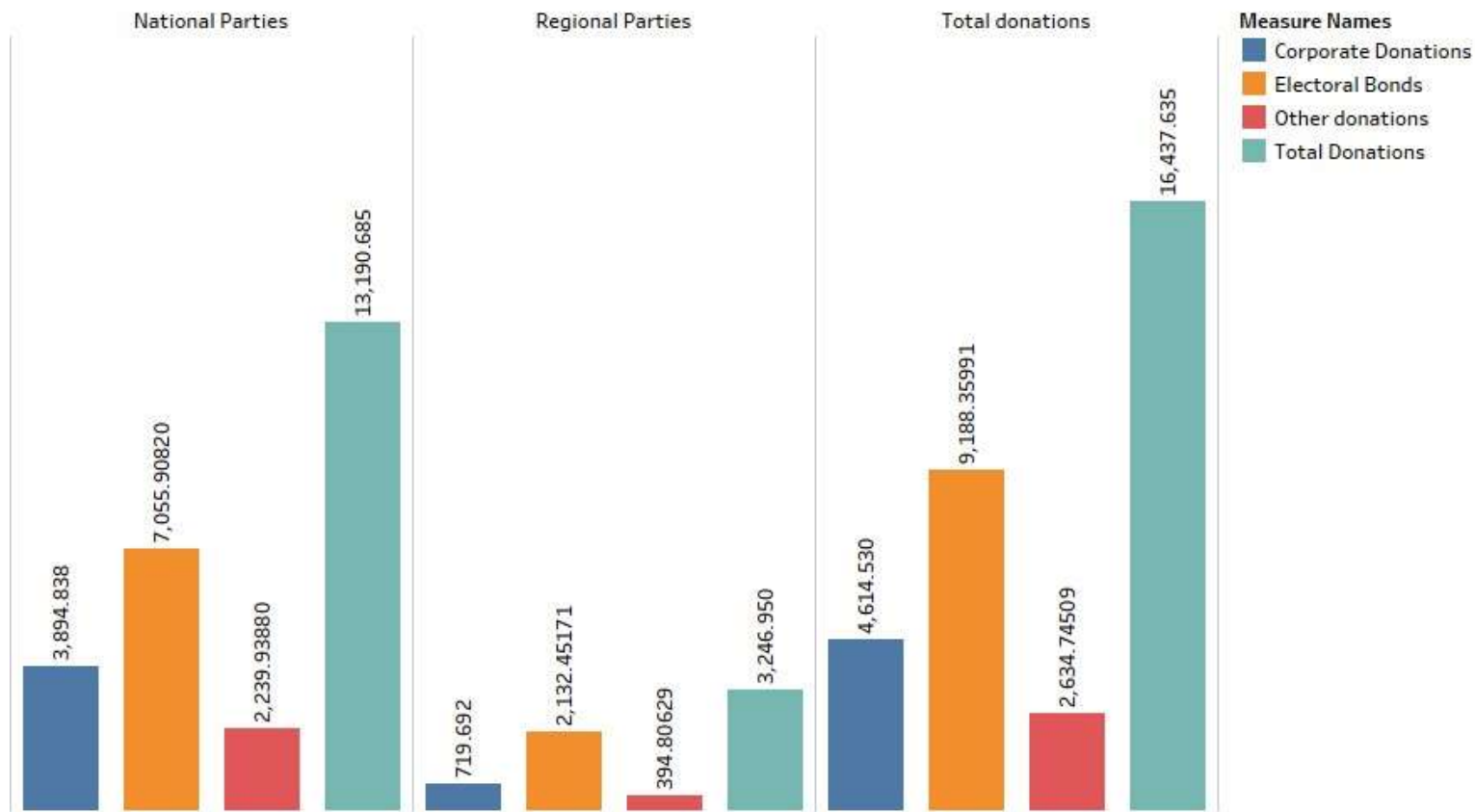
Note: RJD had received Rs 2.50 cr worth donations through Electoral Bonds during FY 2019-20 and MGP received Rs 55.00 lakhs through Electoral Bonds during FY 2021-22, however, this data was not added to both parties' data in the above graph due to unavailability of their statements on the ECI Website.

1. The **total donations** declared by the 24 Regional Parties from Electoral Bonds, the corporate sector and other sources between FY 2016-17 and 2021-22 were **Rs 3246.95 cr**.
2. Since the inception of Electoral Bond Scheme in the FY 2017-18, in case of Regional parties, the percentage **increase in the donations from electoral bonds** between FY 2017-18 and 2021-22 is **14026.4%** while for **corporate donations** this increase is **389.55%**.
3. As can be seen in the graph above, the **donations to Regional Parties from Electoral Bonds and the corporate sector** were **highest in FY 2021-22 and FY 2018-19**, respectively. These 24 regional political parties received **Rs 1034.78 cr worth of total donations** from all sources in FY 2021-22, followed by **Rs 911.73 cr** in FY 2018-19.

IV. Share of donations from Electoral Bonds, Corporates and Other Donations declared by Recognised Political Parties, FY 2016-17 to 2021-22

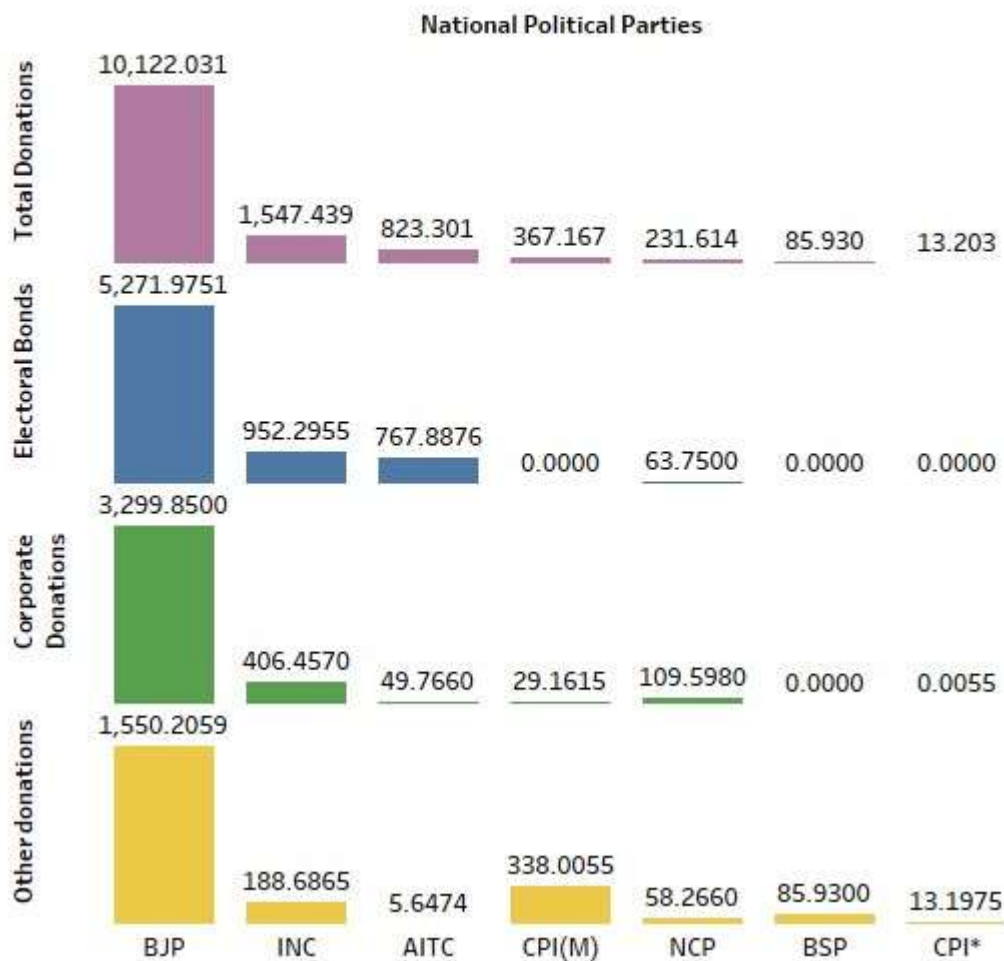
In this section, we look at the percentage share of donations received by political parties from the three categories of donations: Electoral Bonds, corporate donations and other donations.

Share of Donations declared by Political Parties (in Rs Cr)



1. In the above graph, we can see that **Electoral Bonds are the most preferred mode of donations** for making contributions to National and Regional political parties amounting to Rs 9188.35991 cr, followed by direct corporate donations worth Rs 4614.53 cr.
2. **Maximum donations to National political parties** were received from **Electoral Bonds of Rs 7055.9082 cr (53.49%)** followed by donations from **corporate sector of Rs 3894.838 cr (29.53%)** and Rs 2239.9388 cr (16.98%) from other donations.
3. **Maximum donations to Regional political parties** were received from **Electoral Bonds of Rs 2132.45171 cr (65.676%)** followed by donations from the **corporate sector of Rs 719.692 cr (22.165%)** and Rs 394.80629 cr (12.159%) from other donations.
4. The **share of other donations** during this period is only **16.98%** for **National parties** and **12.159%** for **Regional parties**.

Party-wise share of donations, FY2016-17 to FY 2021-22 (In Rs Cr)

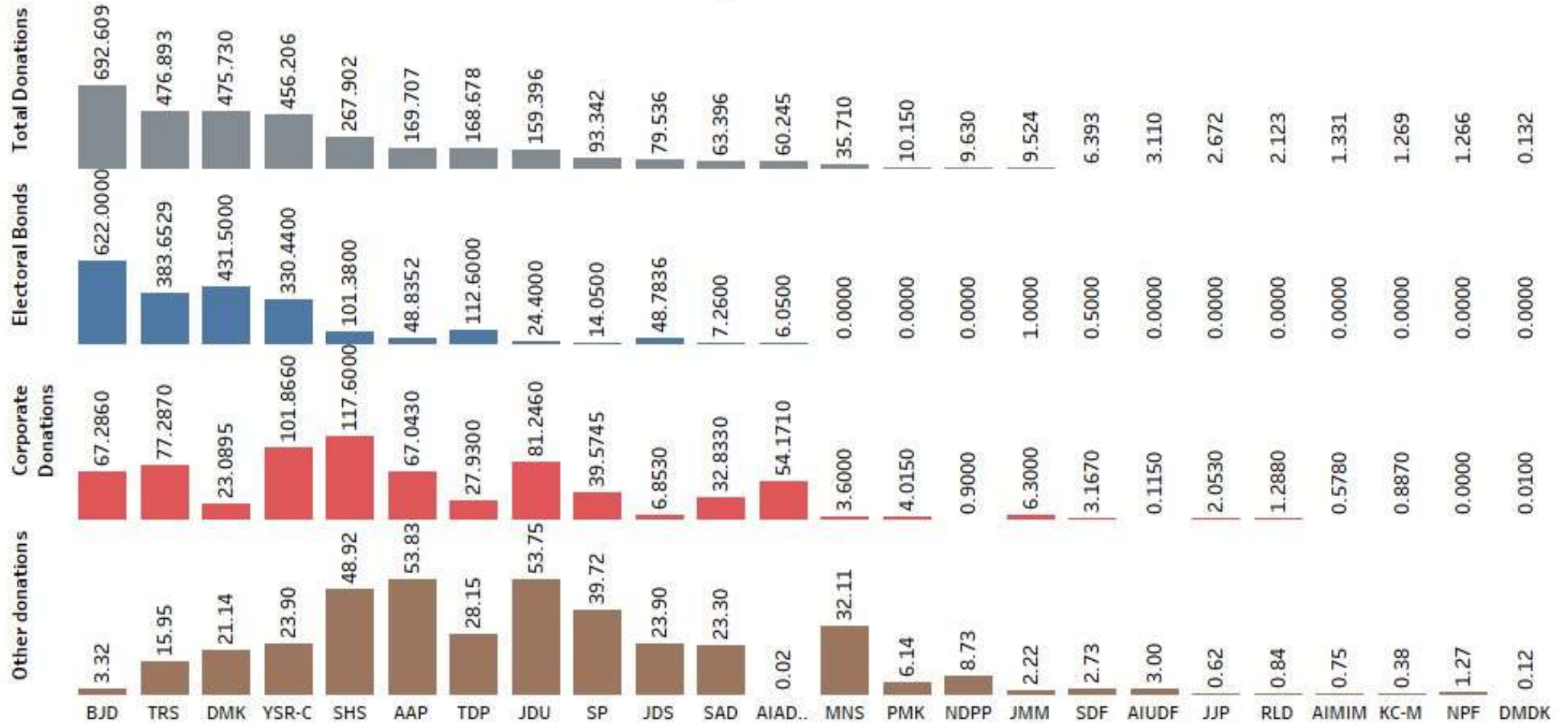


Note: CPI has declared donations through Levy, Membership fee, Party funds and Election funds.

1. Between FY 2016-17 and 2021-22, **BJP** declared the **highest total donations** worth **Rs 10122.031 cr** followed by **INC (Rs 1547.439 cr)** and **AITC (Rs 823.301 cr)**. The total donations declared by BJP is more than three times the total donations declared by all other National parties.
2. **More than 52% of BJP's total donations came from Electoral Bonds** worth **Rs 5271.9751 cr**, while all other National parties amassed Rs 1783.9331 cr. **INC** declared the second highest donations from bonds of **Rs 952.2955 cr (61.54% of its total donations)** followed by **AITC** which declared **Rs 767.8876 cr (93.27%)**.
3. In case of **donations from corporate houses**, **BJP** declared the highest donations of **Rs 3299.85 cr (32.60% of its total donations)**, followed by **INC** which declared **Rs 406.457 cr** and **NCP** which declared **Rs 109.598 cr**.
4. **100% of BSP's and 99.958% of CPI's total donations were from other donations.**

Party-wise share of donations, FY 2016-17 to 2021-22 (In Rs Cr)

Regional Political Parties

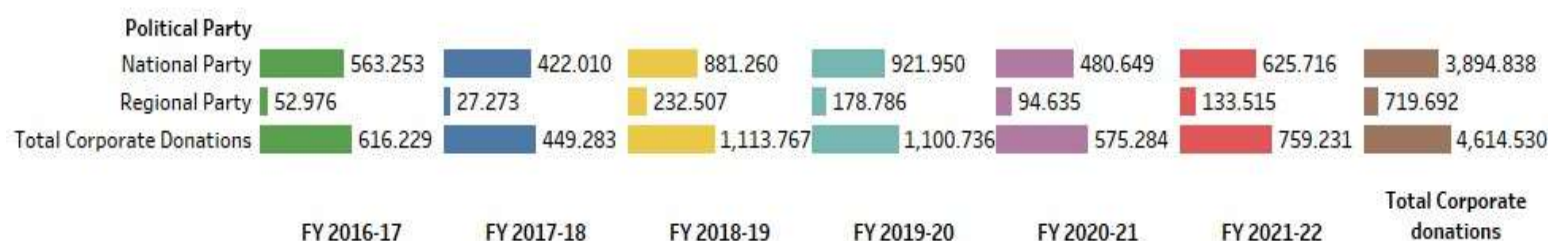


1. Between FY 2016-17 and 2021-22, **BJD** declared the **highest total donations** worth **Rs 692.609 cr** followed by **TRS (Rs 476.893 cr)**, **DMK (Rs 475.73 cr)** and **YSR-Congress (Rs 456.206 cr)**.
2. **More than 89.81% of BJD's total donations came from Electoral Bonds** worth **Rs 622 cr**. **DMK** declared the second highest donations from bonds of **Rs 431.50 cr (90.703% of its total donations)** followed by **TRS** which declared **Rs 383.6529 cr (80.45%)** and **YSR-C** which declared **Rs 330.44 cr (72.43%)**.
3. In case of **donations from corporate houses**, **SHS** declared the highest donations of **Rs 117.60 cr (43.90% of its total donations)**, followed by **YSR-C** which declared **Rs 101.866 cr (22.33%)** and **JDU** which declared **Rs 81.246 cr (50.97%)**. **89.92% of AIADMK's total donations** came from the corporate sector amounting to **Rs 54.171 cr**.
4. **100% of NPF's, 96.30% of AIUDF's and 92.42% of DMDK's total donations** were from **other donations**.

V. Corporate donations declared by Recognised Political Parties, FY 2016-17 to FY 2021-22

This section focuses on direct corporate donations declared by both National and Regional political parties during the six-year time period. We look at the overall year-wise share of corporate donations and the top 10 corporate donors of National and Regional political parties. It is important to note the relative share of corporate donations among National and Regional political parties and the widening gap.

Total Corporate Donations declared by Recognised Political Parties, FY 2016-17 to FY 2021-22 (In Rs Cr)



1. Between FY 2016-17 and 2021-22, the total direct corporate donations declared by **National parties** was **Rs 3,894.838 cr** while **Regional parties** declared **Rs 719.692 cr**.
2. The direct corporate donations declared by **7 National parties** are **more than five times** the **corporate donations declared by 24 Regional Parties** during the six-year period.
3. National parties declared the highest direct corporate donations in the **FY 2019-20** and Regional parties received the highest corporate donations in the **FY 2018-19**.

Year-wise corporate donations declared by National Political Parties, FY 2016-17 to 2021-22 (in Rs Cr)

National Party	FY-2016-17	FY-2017-18	FY-2018-19	FY-2019-20	FY-2020-21	FY-2021-22	Total Corporate donations
BJP	515.500	400.200	698.140	720.407	416.794	548.808	3,299.8500
INC	36.060	19.298	127.602	133.040	35.890	54.567	406.4570
NCP	6.100	1.637	11.345	57.086	18.150	15.280	109.5980
CPI(M)	3.560	0.872	1.187	6.917	9.815	6.811	29.1615
AITC	2.030	0.000	42.986	4.500	0.000	0.250	49.7660
CPI	0.003	0.003	0.000	0.000	0.000	0.000	0.0055
BSP	0.000	0.000	0.000	0.000	0.000	0.000	0.0000
Total Corporate donations	563.253	422.010	881.260	921.950	480.649	625.716	3,894.8380

1. For every year between FY 2016-17 and 2021-22, **maximum direct corporate donations** have been declared by **BJP** followed by **INC** and **NCP**. **BJP** declared **84.72%** of the total corporate donations from 2016-17 to 2021-22, followed by **INC (10.44%)**.
2. Each year, the **corporate donations** declared by **BJP** are at least **three-four times more than** the total corporate donations of **all other National Parties**. In **FY 2017-18**, it was **more than eighteen times** that of all other National parties.
3. For the six-year period, **BSP** has consistently declared **no corporate donations** while **CPI** has declared receiving **zero corporate donations** from **FY 2018-19 to FY 2021-22**.
4. All National parties declared a **major proportion of the direct corporate donations** in **FY 2018-19** and **FY 2019-20**.

Year-wise corporate donations declared by Regional Political Parties, FY 2016-17 to 2021-22 (in Rs Cr)

Regional Party	FY-2016-17	FY-2017-18	FY-2018-19	FY-2019-20	FY-2020-21	FY-2021-22	Total Corporate Donations
Shivsena	22.774	0.112	46.463	48.2510	0.000	NA	117.6000
YSR-Congress	0.000	6.400	70.610	4.8560	0.000	20.000	101.8660
JDU	0.000	0.100	13.010	5.9125	59.249	2.975	81.2460
TRS	0.010	2.267	31.610	0.0000	3.150	40.250	77.2870
BJD	0.000	13.000	29.000	25.2860	0.000	0.000	67.2860
AAP	3.825	1.973	2.800	21.8100	8.330	28.305	67.0430
AIADMK	0.000	0.000	0.000	52.1710	2.000	0.000	54.1710
SP	6.650	0.000	1.000	4.2445	0.020	27.660	39.5745
SAD	14.260	1.866	1.340	2.9510	0.838	11.578	32.8330
TDP	0.285	0.180	25.035	2.3050	0.000	0.125	27.9300
DMK	0.050	0.180	0.003	1.9370	19.680	1.240	23.0895
JDS	2.500	0.350	3.500	0.5030	0.000	0.000	6.8530
JMM	0.000	0.000	0.000	6.3000	0.000	0.000	6.3000
PMK	0.000	0.005	4.010	0.0000	0.000	0.000	4.0150
MNS	1.265	0.100	0.451	0.0055	0.700	1.078	3.6000
SDF	0.125	0.740	2.252	0.0500	0.000	0.000	3.1670
JJP	0.000	0.000	0.000	2.0000	0.038	0.015	2.0530
RLD	1.045	0.000	0.093	0.1500	0.000	0.000	1.2880
NDPP	0.000	0.000	0.900	0.0000	0.000	0.000	0.9000
KC-M	0.187	0.000	0.120	0.0500	0.515	0.015	0.8870
AIMIM	0.000	0.000	0.300	0.0030	0.000	0.275	0.5780
AIUDF	0.000	0.000	0.000	0.0000	0.115	0.000	0.1150
DMDK	0.000	0.000	0.010	0.0000	0.000	0.000	0.0100
NPF	0.000	0.000	0.000	0.0000	0.000	0.000	0.0000
Total Corporate donations	52.976	27.273	232.507	178.7860	94.635	133.515	719.6920

1. Among the 24 Regional political parties, the total income from **direct corporate donations in the six-year period** amounted to **Rs 719.6920 cr.**
2. Some of the political parties that declared receiving **maximum direct corporate donations** during this period include **SHS, YSR-C, JDU, TRS, BJD, AAP, AIADMK, SP, SAD, TDP** and **DMK.**
3. For the six-year period, **NPF** has consistently declared **no corporate donations** while **DMDK** and **AIUDF** declared receiving **zero corporate donations** for five out of six years.
4. All Regional parties declared a **major proportion of the direct corporate donations in FY 2018-19, FY 2019-20 and FY 2021-22.**
5. In the six-year period, **direct corporate donations** declared by Regional parties **increased by 152.029%.**

TOP 10 Corporate Donors declared by Political Parties, FY 2016-17 to 2021-22 (in Rs Cr)

Political party	1	2	3	4	5	6	7	8	9	10	Total
BJP	1,235.02	356.5355	57.655	65.6000	59.50	39.80	54.00	44.0	39.0	24.2539	1,975.364
INC	112.40	55.6296	4.000	13.6550	2.00	26.05	0.00	10.0	2.0	0.0000	225.735
BJD	7.00	25.2862	0.000	0.0000	35.00	0.00	0.00	0.0	0.0	0.0000	67.286
NCP	6.00	0.0000	32.500	0.2813	0.00	0.50	12.65	2.0	0.0	5.0000	58.931
TRS	56.50	0.0000	0.000	0.0000	0.00	0.00	0.00	0.0	0.0	0.0000	56.500
AIADMK	0.00	46.7794	0.000	5.3918	0.00	0.00	0.00	0.0	0.0	0.0000	52.171
Shivsena	5.00	22.7575	8.000	2.6230	0.00	0.00	4.50	4.0	0.0	5.0000	51.881
YSR-C	47.00	0.0000	0.000	0.0000	0.00	0.00	0.00	0.0	0.0	0.0000	47.000
AITC	0.00	42.9865	0.000	0.0000	0.00	0.00	0.00	2.0	0.0	0.0000	44.987
SP	35.50	0.0000	0.000	0.0000	0.00	0.00	0.00	0.0	0.0	0.0000	35.500
AAP	30.91	0.0000	0.000	0.1500	0.00	0.00	0.00	1.0	0.0	0.0000	32.055
JDU	25.00	0.0000	0.000	0.4125	0.00	0.00	0.00	0.0	0.0	0.0000	25.413
TDP	25.00	0.0000	0.000	0.0000	0.00	0.00	0.00	0.0	0.0	0.0000	25.000
SAD	17.00	0.0000	0.000	0.1500	0.00	0.00	0.00	0.0	0.0	0.0000	17.150
JJP	2.00	0.0000	0.000	0.0000	0.00	0.00	0.00	0.0	0.0	0.0000	2.000
JMM	0.00	0.0000	0.000	0.0000	1.00	0.00	0.00	0.0	0.0	0.0000	1.000
DMK	0.00	0.0000	0.000	0.3375	0.00	0.00	0.00	0.0	0.0	0.0000	0.338
JDS	0.00	0.0000	0.000	0.0000	0.25	0.00	0.00	0.0	0.0	0.0000	0.250
RLD	0.10	0.0000	0.000	0.0938	0.00	0.00	0.00	0.0	0.0	0.0000	0.194
Total	1,604.43	549.9750	102.155	88.6950	97.75	66.35	71.15	63.0	41.0	34.2540	2,718.754
	Prudent Electoral Trust	Progressive Electoral Trust	B.G. Shirke Construction Technology Pvt Ltd	ITC Limited	AB General Electoral Trust	Jankalyan Electoral Trust	Modern Road Makers Pvt Ltd	New Democratic Electoral Trust	Bhadram Janhit Shalika	Lodha Developers Pvt Ltd	Grand Total

1. Among the top 10 corporate donors to National and Regional political parties, between FY 2016-17 and 2021-22, **Prudent Electoral Trust** contributed the highest amount of **Rs 1604.43 cr** followed by **Progressive Electoral Trust (Rs 549.9750 cr)** and **B.G. Shirke Construction Technology Pvt Ltd. (Rs 102.155 cr)**.
2. Donations from **Prudent Electoral Trust** form **59.01% of the total donations** from the top 10 donors and are more than the total donations of the other 9 donors by Rs 490.096 cr.
3. **BJP** received **the highest corporate donations** from the top donors amounting to **Rs 1975.364 cr (72.66%)**, followed by **INC** which received **Rs 225.735 cr (8.30%)**.
4. **62.52% of BJP's corporate donations** from the top 10 donors came from **Prudent Electoral Trust** of Rs 1235.02 cr.
5. Among Regional parties, **BJD** declared the highest donations from the top 10 corporate donors amounting to **Rs 67.286 cr**, followed by **TRS (Rs 56.50cr)**.

VI. Corporate donations declared by Recognised Political Parties across states, FY 2016-17 to 2021-22

State-wise corporate donations declared by Political Parties, FY 2016-17 to 2021-22 (In Rs Cr)

Top 15 States	Total Corporate donations	FY 2016-17	FY 2017-18	FY 2018-19	FY 2019-20	FY 2020-21	FY 2021-22
Delhi	1,843.697	302.900	201.738	209.937	365.293	276.096	487.733
Maharashtra	1,418.130	127.274	78.210	628.066	458.386	72.492	53.702
Gujarat	213.540	3.345	38.649	48.983	43.498	39.721	39.344
Karnataka	189.312	9.282	39.366	45.213	51.342	20.407	23.702
Tamil Nadu	107.443	8.070	9.403	10.113	26.814	41.820	11.223
West Bengal	96.104	13.578	2.000	6.307	23.757	36.290	14.172
Telangana	89.364	0.565	13.758	35.995	13.452	7.320	18.274
Uttar Pradesh	53.812	19.625	5.791	3.253	12.030	1.731	11.382
Madhya Pradesh	52.719	0.000	0.010	15.085	9.590	12.793	15.241
Haryana	52.575	11.831	9.231	10.743	11.483	0.581	8.706
Punjab	50.863	5.112	6.637	13.079	1.122	5.898	19.015
Assam	45.711	0.250	1.753	6.919	8.221	13.994	14.574
Kerala	25.121	3.621	0.564	0.548	13.372	2.029	4.987
Andhra Pradesh	23.826	5.469	0.406	13.547	1.755	0.471	2.178
Rajasthan	20.861	2.837	3.165	2.423	1.589	3.667	7.180
Others	77.102	10.676	3.307	15.308	11.596	9.738	26.477
Incomplete Address	2.195	0.000	0.000	0.512	0.002	1.673	0.008
Undeclared Address	252.156	91.794	35.295	47.736	47.434	28.563	1.334

1. Between FY 2016-17 and 2021-22, the **maximum corporate donations** declared by the **31 recognised political parties** came from **Delhi** amounting to **Rs 1843.697 cr** followed by **Maharashtra (Rs 1418.130 cr)** and **Gujarat (Rs 213.540 cr)**.

2. In FY 2018-19 and 2019-20, the **corporate donations from Maharashtra exceeded those from Delhi**. In FY 2018-19, corporate donations from **Maharashtra** amounted to **Rs 628.066 cr** while those from **Delhi** amounted to **Rs 209.937 cr** and in FY 2019-20, **Maharashtra** contributed **Rs 458.386 cr** while **Delhi** contributed **Rs 365.293 cr**.
3. During the six-year period, total **corporate donations having undeclared addresses** amounted to **Rs 252.156 cr** while corporate donations with **incomplete addresses** amounted to **Rs 2.195 cr**.

VII. Recommendations

1. The Supreme Court gave a judgment on 13-09-2013, declaring that no part of a candidate's affidavit should be left blank. Similarly, no part of the Form 24A submitted by political parties providing details of donations above Rs 20,000, should be blank.
2. All donors who have donated a minimum of Rs 20,000 as a single or multiple donations should provide their PAN details.
3. Donations below Rs 20,000 should also be reported.
4. Date on which the donation was made should be recorded by the party and submitted in Form 24A.
5. Any party which does not submit its donation statement to the ECI on or before 31st October should be penalized and its income should not be tax-exempted.
6. Corporates should make details of their political contributions available in the public domain through their websites (in annual reports or on a dedicated page) for increasing transparency in political financing.
7. Annual scrutiny of donations reports of National, Regional and unrecognized parties should be initiated by a dedicated department of the CBDT, to discourage donations from shell companies or illegal entities.
8. Incomplete contributions reports having missing or incorrect PAN/mode of payment details must be returned to the parties by the ECI, to deter them from providing incomplete information. Deregistration and de-recognition of such political parties are also proposed.
9. It is suggested that the ECI publicize on its website details of the action taken (if any) against political parties that fail to provide required details (such as name, address, PAN and mode of payment) of individuals, companies or entities making donations in cash.
10. The National and Regional political parties must provide all information of their finances under the Right to Information Act. This will go a long way in strengthening political parties, elections and democracy.

11. Full details of all donors should be made available for public scrutiny under the RTI. Some countries where this is done include Bhutan, Nepal, Germany, France, Italy, Brazil, Bulgaria, the US and Japan. In none of these countries is it possible for nearly 50% of the source of funds to be unknown, but at present it is so in India.
12. The Electoral Bond Scheme, 2018 should be entirely scrapped. In the case of continuance of the Scheme, the principle of anonymity of the bond donor enshrined in the Electoral Bond Scheme, 2018 must be done away with. All political parties which receive donations through electoral bonds should declare in their contributions reports the total amount of such donations received in the given financial year, along with the detailed particulars of the donors as against each bond; the amount of each such bond and the full particulars of the credit received against each bond. The procedures and reporting framework for the above must be standardized to ensure that a true picture of the financial position of the political parties is revealed to the general public.
13. As per the recommendation of 255th Law Commission report, *“Express penalties, apart from losing tax benefits, should be imposed on political parties ... for the non-compliance with the disclosure provisions This should include a daily fine of Rs. 25,000 for each day of non-compliance, with the possibility of de-registration if the default continues beyond 90 days. Further, ECI may levy a fine of up to Rs. 50 lakhs if it finds any particulars in the party’s statements as having been falsified.*
14. Political parties that remain inactive over a prolonged period, do not take part in any election and continue to receive donations through electoral bonds should be de-listed by the ECI from time to time to ensure that such parties are unable to benefit from the Electoral Bond Scheme, 2018 and unlimited anonymous corporate donations.
15. There should be a CAG audit of the political parties’ income, expenditure and contribution statements.
16. Similar to Section 276CC of the IT Act which penalizes individuals who fail to submit their IT returns, similar legal provisions should be applicable to political parties too.

Disclaimer

The source for the data used in the report is the Annual Audit Reports and Contribution Reports submitted by the political parties to the Income Tax Department and the Election Commission of India. These can be accessed from myneta.info/party and from the Election Commission of India’s website ([annual audit report](#) and [contribution report](#)). ADR does not add or subtract any information unless the EC changes the data. In particular, no unverified information from any other source is used. The data can be accessed from the websites of the ECI. While all effort has been made to ensure that the information is in keeping with what is mentioned in the statements submitted by the political parties, in case of discrepancy between the information in this report and that given in their statements, the information reported by the parties should be treated as correct. Association for Democratic Reforms (ADR), National Election Watch (NEW) and their volunteers are not responsible or liable for any direct, indirect special, or consequential damages, claims, demands, losses of any kind whatsoever, made, claimed, incurred or suffered by any party arising under or relating to the usage of data provided by ADR through this report.

It is to be noted that ADR undertakes great care and adopts utmost due diligence in analysing and disseminating the audit and reports of the political parties submitted to the Election Commission of India. Such information is only aimed at *highlighting the increased misuse of money in our electoral and political process to facilitate a system of transparency, accountability and good governance and enable voters to form an informed choice*. Therefore, it is expected that anyone using this report shall undertake due care and utmost precaution while using the data provided by ADR. ADR is not responsible for any *mishandling, discrepancy, inability to understand, misinterpretation or manipulation, or distortion of the data* in such a way as to *benefit or target a particular political party or politician or candidate*.

Contact Details

<p>Media and Journalist Helpline +91 80103 94248 Email: adr@adrindia.org</p>	<p>Maj. Gen Anil Verma (Retd.) Head Association for Democratic Reforms & National Election Watch +91 11 4165 4200 +91 88264 79910 anilverma@adrindia.org</p>	<p>Prof Jagdeep Chhokar IIM Ahmedabad (Retd.) Founder Member, Association for Democratic Reforms & National Election Watch jchhokar@gmail.com</p>	<p>Prof Trilochan Sastry IIM Bangalore Founder Member, Association for Democratic Reforms & National Election Watch +91 94483 53285 tsastry@gmail.com</p>
--	--	---	--

Annexure 1

S. No.	Political Party	Party Code (As of FY 2021-22)
1	Bharatiya Janata Party	BJP
2	Indian National Congress	INC
3	All India Trinamool Congress	AITC
4	Communist Party of India (Marxist)	CPI(M)
5	Bahujan Samaj Party	BSP
6	Nationalist Congress Party	NCP
7	Communist Party of India	CPI
8	Biju Janata Dal	BJD
9	Yuvajana Sramika Rythu Congress Party	YSR-Congress
10	Telugu Desam Party	TDP
11	Shiv Sena	SHS
12	Telangana Rashtra Samithi	TRS
13	Janata Dal Secular	JDS
14	Dravida Munnetra Kazhagam	DMK
15	Samajwadi Party	SP
16	Aam Aadmi Party	AAP
17	Janata Dal (United)	JDU
18	Shiromani Akali Dal	SAD
19	Maharashtra Navnirman Sena	MNS
20	Pattali Makkal Katchi	PMK
21	Jharkhand Vikas Morcha (Prajantrik)	JVM-P
22	Nationalist Democratic Progressive Party	NDPP
23	All India Anna Dravida Munnetra Kazhagam	AIADMK
24	Rashtriya Janata Dal	RJD
25	Lok Jan Shakti Party	LJP
26	Sikkim Democratic Front	SDF
27	Jammu & Kashmir National Conference	JKNC
28	Jharkhand Mukti Morcha	JMM
29	All India Majlis-e-Ittehadul Muslimeen	AIMIM
30	Naga People Front	NPF
31	All India United Democratic Front	AIUDF
32	Rashtriya Lok Dal	RLD

S. No.	Political Party	Party Code (As of FY 2021-22)
33	Desiya Murpokku Dravida Kazhagam	DMDK
34	All India N.R. Congress	AINRC
35	Sikkim Krantikari Morcha	SKM
36	Mizoram People's Conference	MPC
37	All India Forward Bloc	AIFB
38	Zoram Nationalist Party	ZNP
39	People's Party of Arunachal	PPA
40	Indian National Lok Dal	INLD
41	Jammu and Kashmir Peoples Democratic Party	JKPDP
42	Bodoland Peoples Front	BPF
43	Maharashtrawadi Gomantak Party	MGP
44	Asom Gana Parishad	AGP
45	Kerala Congress (M)	KC-M
46	Revolutionary Socialist Party	RSP
47	Mizo National Front	MNF
48	Indian Union Muslim League	IUML
49	People's Democratic Alliance	PDA
50	Hill State People's Democratic Party	HSPDP
51	AJSU Party	AJSU
52	Indigenous People's Front of Tripura	IPFT
53	Jammu & Kashmir National Panthers Party	JKNPP
54	Rashtriya Lok Samta Party	RLSP
55	United Democratic Party	UDP
56	National People's Party	NPEP
57	Goa Forward Party	GFP
58	Janta Congress Chhattisgarh (J)	JCC (J)
59	People's Democratic Front	PDF
60	Rashtriya Loktantrik Party	RLP
61	Jannayak Janta Party	JJP