

02nd February, 2024

Press Release

Rajasthan Assembly Elections 2023

Analysis of Election Expenditure Statements of MLAs

Association for Democratic Reforms

T-95, C.L. House, 2nd Floor,
Near Gulmohar Commercial Complex
Gautam Nagar,
New Delhi-110 049
Phone: +91-011-4165-4200
Email: adr@adrindia.org

Data in this Kit is presented in good faith, with an intention to inform voters. MLAs' Election Expenditure affidavits from the CEO Website (<https://ceorajasthan.nic.in/>) is the source of this analysis. Website:- www.adrindia.org, www.myneta.info

Table of Contents

RAJASTHAN ASSEMBLY ELECTIONS 2023.....	1
ANALYSIS OF ELECTION EXPENDITURE STATEMENTS OF MLAS RAJASTHAN ASSEMBLY ELECTIONS, 2023	4
SUMMARY AND HIGHLIGHTS OF ELECTION EXPENSES OF MLAS FROM THE RAJASTHAN ASSEMBLY 2023 ELECTIONS	5
1. LESS THAN 50% OF THE LIMIT:.....	5
2. AVERAGE ELECTION EXPENSES:.....	5
3. PARTY-WISE AVERAGE ELECTION EXPENSES.....	5
4. TOP 3 MLAS WITH HIGHEST ELECTION EXPENSES.....	6
5. MLAS WITH LOWEST ELECTION EXPENSES.....	7
6. EXPENSE ON PUBLIC MEETING, RALLY, AND PROCESSIONS WITH STAR CAMPAIGNERS (OTHER THAN THOSE FOR GENERAL PARTY PROPAGANDA)	7
7. EXPENSE ON PUBLIC MEETING, RALLY, AND PROCESSIONS WITHOUT STAR CAMPAIGNERS (OTHER THAN THE ONES WITH STAR CAMPAIGNERS OF THE POLITICAL PARTY)	7
8. EXPENSE ON CAMPAIGNING THROUGH ELECTRONIC/PRINT MEDIA.....	7
9. EXPENSE ON CAMPAIGN WORKERS.....	7
10. EXPENSE ON CAMPAIGN MATERIALS.....	7
11. EXPENSE ON CAMPAIGN VEHICLES.....	7
12. EXPENSE ON VIRTUAL CAMPAIGN.....	8
13. EXPENSE ON PUBLISHING OF DECLARATION REGARDING CRIMINAL CASES:.....	8
14. PARTY-WISE AVERAGE ELECTION EXPENSES ON PUBLIC MEETINGS, PROCESSIONS ETC. WITH STAR CAMPAIGNERS	9
15. PARTY-WISE AVERAGE ELECTION EXPENSES ON PUBLIC MEETINGS, PROCESSIONS ETC. WITHOUT STAR CAMPAIGNERS (OTHER THAN THE ONES WITH STAR CAMPAIGNERS OF THE POLITICAL PARTY).....	10
16. PARTY WISE AVERAGE ELECTION EXPENSE OF MLAS ON CAMPAIGN MATERIALS.....	12
17. PARTY WISE AVERAGE ELECTION EXPENSE OF MLAS ON ELECTRONIC MEDIA.....	13

Data in this Kit is presented in good faith, with an intention to inform voters. MLAs' Election Expenditure affidavits from the CEO Website (<https://ceorajasthan.nic.in/>) is the source of this analysis. Website:- www.adrindia.org, www.myneta.info

18. PARTY WISE AVERAGE ELECTION EXPENSE OF MLAS ON CAMPAIGN VEHICLES.....	15
19. PARTY WISE AVERAGE ELECTION EXPENSE OF MLAS ON CAMPAIGN WORKERS.....	16
TOP 10 MLAS WITH HIGHEST DECLARED ELECTION EXPENSES IN 2023 RAJASTHAN ASSEMBLY ELECTIONS.....	18
10 MLAS WITH LOWEST ELECTION EXPENSES DECLARED.....	19
SUMMARY AND HIGHLIGHTS OF FUNDS RAISED BY MLAS IN THE RAJASTHAN ASSEMBLY 2023 ELECTIONS	20
AVERAGE SELF-FUNDS USED FOR ELECTION CAMPAIGN (PARTY-WISE).....	21
AVERAGE FUNDS RAISED FROM POLITICAL PARTIES (PARTY-WISE)	22
TABLE: AVERAGE FUNDS RAISED FROM POLITICAL PARTIES (PARTY-WISE).....	22
AVERAGE FUNDS RAISED FROM OTHER SOURCES (PARTY-WISE).....	22
ELECTION EXPENSES DECLARED BY MLAS IN RAJASTHAN ASSEMBLY ELECTIONS, 2023: FULL DETAILS.....	23
DONATE TO ADR.....	39
CONTACT DETAILS.....	41
DISCLAIMER.....	41

Data in this Kit is presented in good faith, with an intention to inform voters. MLAs' Election Expenditure affidavits from the CEO Website (<https://ceorajasthan.nic.in/>) is the source of this analysis. Website:- www.adrindia.org, www.myneta.info

Analysis of Election Expenditure Statements of MLAs Rajasthan Assembly Elections, 2023

According to Section 78 of the Representation of the People Act, 1951, every contesting candidate has to lodge a true copy of his election expenses within 30 days from the date of declaration of result of election, with the District Election Officer in all States and Union Territories. Association for Democratic Reforms (ADR) and Rajasthan Election Watch have analysed 199 out of 200 election expenditure statements submitted after the Rajasthan Assembly Election 2023 for newly elected MLAs. The expenditure limit for the MLAs during the Rajasthan Assembly elections was **Rs. 40 lakhs**. These election expense documents include details of expenses on public meetings and processions, campaigning through electronic and print media, expense on campaign workers, expense on vehicles used, expense on virtual campaign, expense on publishing of declaration regarding criminal cases and expense on campaign materials.

Recommendations:

1. Each Winner is required to file his election expenditure statement within 30 days of the results of the elections, the deadline in case of the Rajasthan Assembly Elections being the 2nd January 2024. However, it was observed that the election expenditure statements of the Winners were not uploaded on the CEO/DEO's website till significantly after the deadline. **It is recommended that the Abstract Expenditure Statement (Annexure E2) of the MLAs is uploaded on the website of the CEO within 72 hours of the receipt of the statement.**
2. The deadline for filing an election petition against any Winner is 45 days after the declaration of the results. Generally, MLAs submit their election expenditure statements towards the end of the 30 days given for submission of the statements. This leaves 15 days for any common citizen to file an election petition against any Winner. The deadline for filing an election petition should be increased in order to give the citizens time to scrutinize the election expenditure statements of the MLAs and gather the relevant documents/proof etc. for the election petition.
3. As has been instated in the filing of affidavits during the elections, the MLAs should not be allowed to keep any field blank on the Abstract Election Expenditure statement (Annexure E2) and Schedule 1 to 11. The statements must be filled in a legible format and overwriting of amounts in the statement should be discouraged.

Summary and Highlights of Election Expenses of MLAs from the Rajasthan Assembly 2023 Elections

- 1. Less than 50% of the Limit:** Out of 199 MLAs analysed, 71 (36%) MLAs have declared election expenses less than 50% of the expense limit in their constituency.
- 2. Average Election Expenses:** Based on the election expense declarations of 199 MLAs from Rajasthan Assembly, the average amount of money spent by them in the elections is **Rs 22.53 lakhs, which is 56% of the expense limit.**
- 3. Party-wise Average Election Expenses:** The party wise average election expenses shows that the average spending for 115 MLAs from BJP is **Rs.23.13 lakhs** (57.8% of the expense limit). For 69 MLAs from INC, the average election expenditure is **Rs.22.74 lakhs** (56.9% of the expense limit), the average election expenditure for 3 MLAs from **Bharat Adivasi Party** is **Rs.13.19 lakhs** (33% of the expense limit), the average election expenditure for 2 MLAs from **BSP** is **Rs.9.27 lakhs** (23.2% of the expense limit), the average election expenditure for 1 MLA from **RLD** is **Rs.24.62 lakhs** (61.6% of the expense limit), the election expenditure for 1 MLA from **Rashtriya Loktantrik Party** is **Rs.17.30 lakhs** (43.3% of the expense limit) and 8 **Independent MLAs** have spent **Rs.19.49 lakhs** (48.7% of the expense limit).

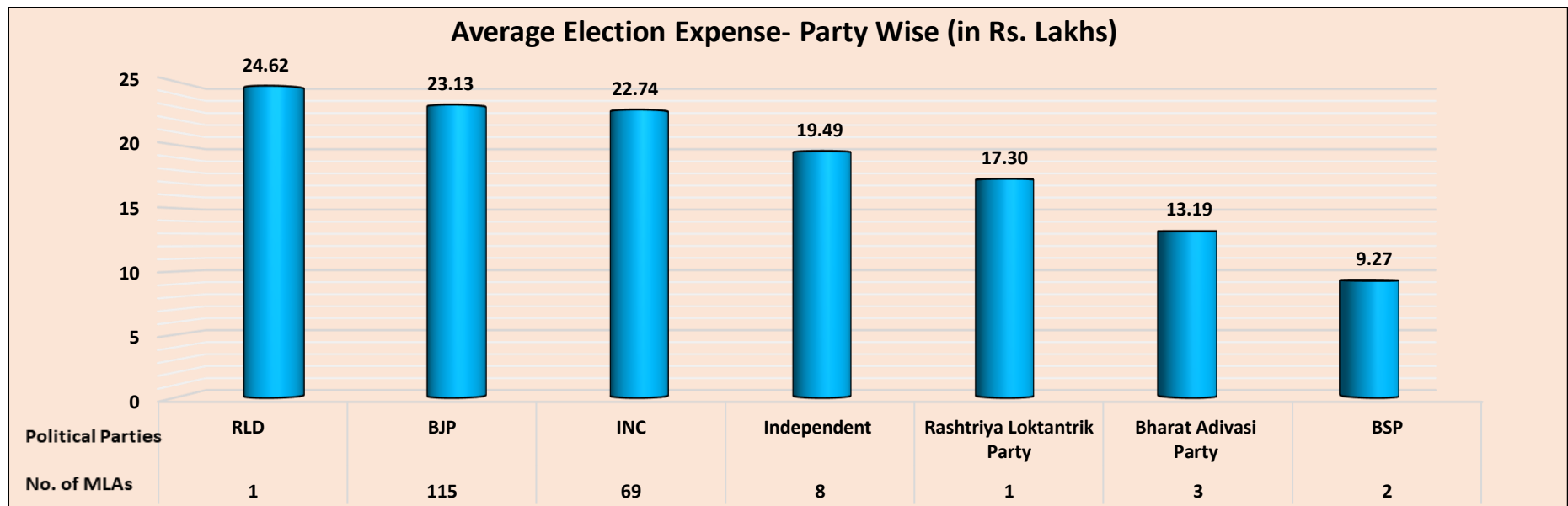


Figure: Party-wise Average Election Expenses (Rs.in lakhs)

Data in this Kit is presented in good faith, with an intention to inform voters. MLAs' Election Expenditure affidavits from the CEO Website (<https://ceorajasthan.nic.in/>) is the source of this analysis. Website:- www.adrindia.org, www.myneta.info

S.No.	Party	No. of MLAs Analyzed	Average Limit (Rs.)	Average Election Expense (Rs.)	% of Average Limit
1	BJP	115	40,00,000 40 Lacs+	23,13,022 23 Lacs+	57.8 %
2	INC	69	40,00,000 40 Lacs+	22,74,388 22 Lacs+	56.9 %
3	IND	8	40,00,000 40 Lacs+	19,49,547 19 Lacs+	48.7 %
4	Bharat Adivasi Party	3	40,00,000 40 Lacs+	13,19,142 13 Lacs+	33 %
5	BSP	2	40,00,000 40 Lacs+	9,27,321 9 Lacs+	23.2 %
6	RLD	1	40,00,000 40 Lacs+	24,62,513 24 Lacs+	61.6 %
7	Rashtriya Loktantrik Party	1	40,00,000 40 Lacs+	17,30,828 17 Lacs+	43.3 %
Total		199	40,00,000 40 Lacs+	22,53,930 22 Lacs+	56 %

Table: Party-wise Average Expenses declared

4. Top 3 MLAs with highest Election Expenses: The details of top 3 MLAs who have declared highest election expenses are given below:

S.No.	Name	District	Constituency	Party	Expense Limit (Rs.)	Total expenses incurred (Rs.)	% of limit reached
1	Geeta Barwar	Jodhpur	Bhopalgarh (SC)	INC	40,00,000 40 Lacs+	37,85,030 37 Lacs+	95%
2	Bheem Raj Bhati	Pali	Pali	INC	40,00,000 40 Lacs+	37,41,383 37 Lacs+	94%
3	Heeralal Nagar	Kota	Sangod	BJP	40,00,000 40 Lacs+	37,36,631 37 Lacs+	93%

Table: Top 3 MLAs with highest election expenditure

Data in this Kit is presented in good faith, with an intention to inform voters. MLAs' Election Expenditure affidavits from the CEO Website (<https://ceorajasthan.nic.in/>) is the source of this analysis. Website:- www.adrindia.org, www.myneta.info

5. MLAs with lowest Election Expenses: The details of 3 MLAs who have declared lowest election expenses are given below:

S.No.	Name	District	Constituency	Party	Expense Limit (Rs.)	Total expenses incurred (Rs.)	% of limit reached
1	Manoj Kumar S/O Swai Singh	Churu	Sadulpur	BSP	40,00,000 40 Lacs+	5,84,845 5 Lacs+	15%
2	Pratap Singh Singhvi	Baran	Chhabra	BJP	40,00,000 40 Lacs+	5,89,892 5 Lacs+	15%
3	Zubair Khan	Alwar	Ramgarh	INC	40,00,000 40 Lacs+	8,25,043 8 Lacs+	21%

Table: 3 MLAs with lowest election expenditure

- 6. Expense on Public Meeting, Rally, and Processions with Star Campaigners (other than those for general party propaganda):** Out of the 199 MLAs analyzed, 144 (72%) MLAs have declared that they have spent funds on public meetings, processions etc. with star campaigners (other than those for general party propaganda) and 55(28%) MLAs have declared that they have not spent any funds on public meetings, processions etc. with star campaigners (other than those for general party propaganda).
- 7. Expense on Public Meeting, Rally, and Processions without Star Campaigners (other than the ones with star campaigners of the political party):** Out of the 199 MLAs analyzed, 197 (99%) MLAs have declared that they have spent funds on public meetings, processions etc. without star campaigners (other than the ones with star campaigners of the political party) and 2 (1%) MLAs have declared that they have not spent any funds on public meetings, processions etc. without star campaigners (other than the ones with star campaigners of the political party).
- 8. Expense on Campaigning through electronic/print media:** 129 (65%) MLAs have declared that they have spent funds on campaigning through electronic/print media and 70 (35%) MLAs have declared that they have not spent any funds on campaigning through electronic/print media.
- 9. Expense on Campaign Workers:** 157 (79%) MLAs have declared that they have spent funds on campaign workers and 42 (21%) MLAs have declared that they have not spent any funds on campaign workers.
- 10. Expense on Campaign Materials:** 168 (84%) MLAs have declared that they have spent funds on campaign materials and 31 (16%) MLAs have declared that they have not spent any funds on campaign materials.
- 11. Expense on Campaign Vehicles:** 197 (99%) MLAs have declared that they have spent funds on campaign vehicles and 2 (1%) MLAs have declared that they have not spent any funds on campaign vehicles.

12. Expense on Virtual Campaign: 32(16%) MLAs have declared that they have spent funds on virtual campaigns and 167 (84%) MLAs have declared that they have not spent any funds on virtual campaigns.

13. Expense on Publishing of Declaration Regarding Criminal Cases: Out of the 61 MLAs analysed with declared criminal cases, All 61 (100%) MLAs have declared that they have spent funds on publishing of declarations regarding criminal cases.

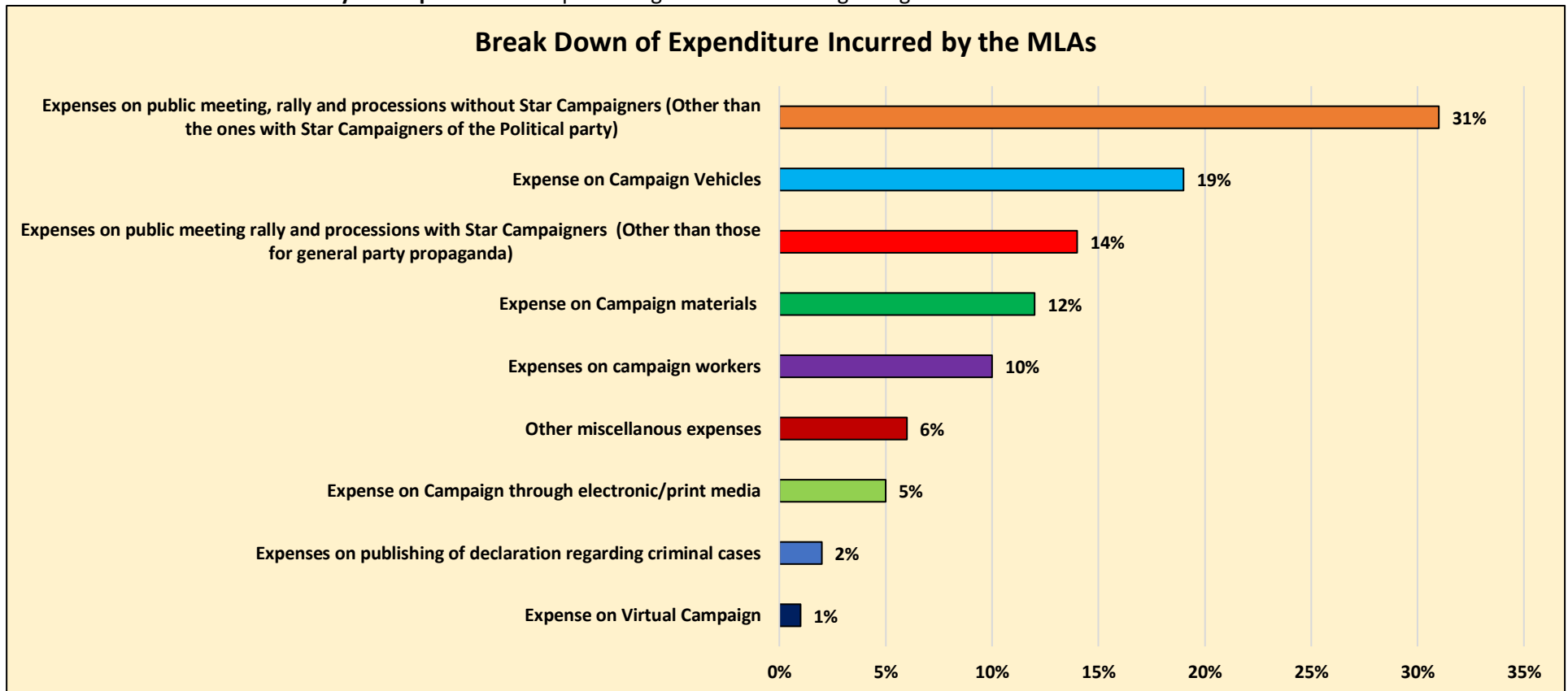


Figure: Break Down of Elections Expenses Incurred by MLAs

Data in this Kit is presented in good faith, with an intention to inform voters. MLAs' Election Expenditure affidavits from the CEO Website (<https://ceorajasthan.nic.in/>) is the source of this analysis. Website:- www.adrindia.org, www.myneta.info

14. Party-wise Average Election Expenses on Public Meetings, Processions etc. with Star Campaigners (other than those for general propaganda):

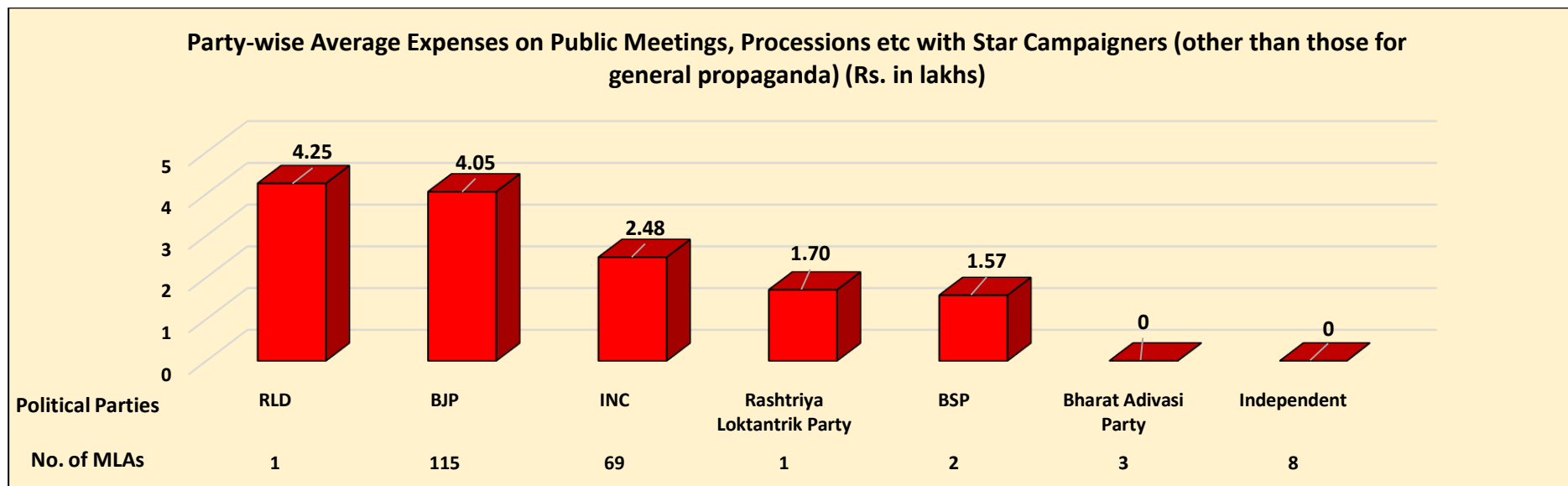


Figure: Party-wise Average Expenses on Public Meetings, Processions etc. with Star Campaigners (other than those for general propaganda) (Rs. in Lakhs)

S.No.	Party	No. of MLAs Analyzed	Average Limit (Rs.)	Average Election Expense (Rs.)	Average Expense on Meetings, Processions etc with star campaigners (other than those for general propaganda) (Rs.)	% of Average Expense on Meetings, Processions etc with star campaigners (other than those for general propaganda)
1	BJP	115	40,00,000 40 Lacs+	23,13,022 23 Lacs+	4,05,705 4 Lacs+	17.5 %
2	INC	69	40,00,000 40 Lacs+	22,74,388 22 Lacs+	2,48,146 2 Lacs+	10.9 %
3	IND	8	40,00,000 40 Lacs+	19,49,547 19 Lacs+	0	0 %
4	Bharat Adivasi Party	3	40,00,000 40 Lacs+	13,19,142 13 Lacs+	0	0 %
5	BSP	2	40,00,000 40 Lacs+	9,27,321 9 Lacs+	1,57,860 1 Lacs+	17 %

Data in this Kit is presented in good faith, with an intention to inform voters. MLAs' Election Expenditure affidavits from the CEO Website (<https://ceorajasthan.nic.in/>) is the source of this analysis. Website:- www.adrindia.org, www.myneta.info

S.No.	Party	No. of MLAs Analyzed	Average Limit (Rs.)	Average Election Expense (Rs.)	Average Expense on Meetings, Processions etc with star campaigners (other than those for general propaganda) (Rs.)	% of Average Expense on Meetings, Processions etc with star campaigners (other than those for general propaganda)
6	Rashtriya Loktantrik Party	1	40,00,000 40 Lacs+	17,30,828 17 Lacs+	1,70,461 1 Lacs+	9.8 %
7	RLD	1	40,00,000 40 Lacs+	24,62,513 24 Lacs+	4,25,937 4 Lacs+	17.3 %
Total		199	40,00,000 40 Lacs+	22,53,930 22 Lacs+	3,25,077 3 Lacs+	14 %

Table: Party-wise Average Expenses on Public Meetings, Processions etc. with Star Campaigners (other than those for general propaganda)

15. Party-wise Average Election Expenses on Public Meetings, Processions etc. without Star Campaigners (other than the ones with star campaigners of the political party):

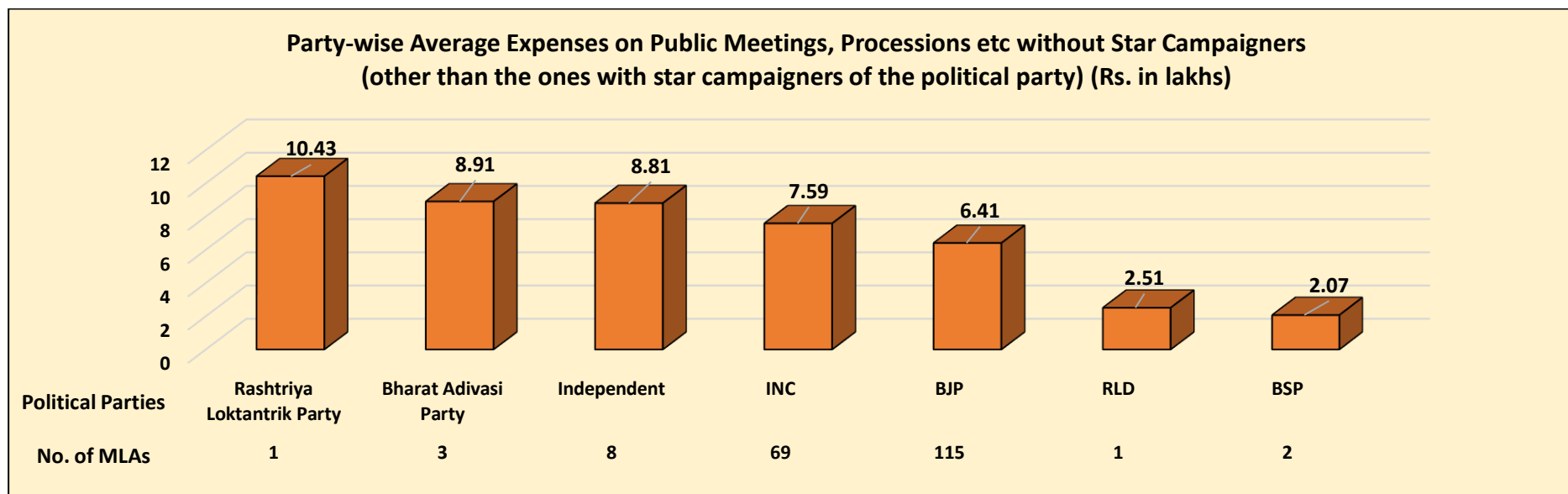


Figure: Party-wise Average Election Expenses on Public Meetings, Processions etc. without Star Campaigners (other than the ones with star campaigners of the political party) (Rs.in lakhs)

Data in this Kit is presented in good faith, with an intention to inform voters. MLAs' Election Expenditure affidavits from the CEO Website (<https://ceorajasthan.nic.in/>) is the source of this analysis. Website:- www.adrindia.org, www.myneta.info

S.No.	Party	No. of MLAs Analyzed	Average Limit (Rs.)	Average Election Expense (Rs.)	Average Expense on Meetings, Processions etc without star campaigners (other than the ones with star campaigners of the political party) (Rs.)	% of Average Expense on Meetings, Processions etc without star campaigners (other than the ones with star campaigners of the political party)
1	BJP	115	40,00,000 40 Lacs+	23,13,022 23 Lacs+	6,41,388 6 Lacs+	27.7 %
2	INC	69	40,00,000 40 Lacs+	22,74,388 22 Lacs+	7,59,970 7 Lacs+	33.4 %
3	IND	8	40,00,000 40 Lacs+	19,49,547 19 Lacs+	8,81,788 8 Lacs+	45.2 %
4	Bharat Adivasi Party	3	40,00,000 40 Lacs+	13,19,142 13 Lacs+	8,91,920 8 Lacs+	67.6 %
5	BSP	2	40,00,000 40 Lacs+	9,27,321 9 Lacs+	2,07,262 2 Lacs+	22.4 %
6	Rashtriya Loktantrik Party	1	40,00,000 40 Lacs+	17,30,828 17 Lacs+	10,43,748 10 Lacs+	60.3 %
7	RLD	1	40,00,000 40 Lacs+	24,62,513 24 Lacs+	2,51,028 2 Lacs+	10.2 %
Total		199	40,00,000 40 Lacs+	22,53,930 22 Lacs+	6,91,643 6 Lacs+	31 %

Table: Party-wise Average Expenses on Public Meetings, Processions etc. without Star Campaigners (other than the ones with star campaigners of the political party)

Data in this Kit is presented in good faith, with an intention to inform voters. MLAs' Election Expenditure affidavits from the CEO Website (<https://ceorajasthan.nic.in/>) is the source of this analysis. Website:- www.adrindia.org, www.myneta.info

16. Party Wise Average Election Expense of MLAs on Campaign Materials:

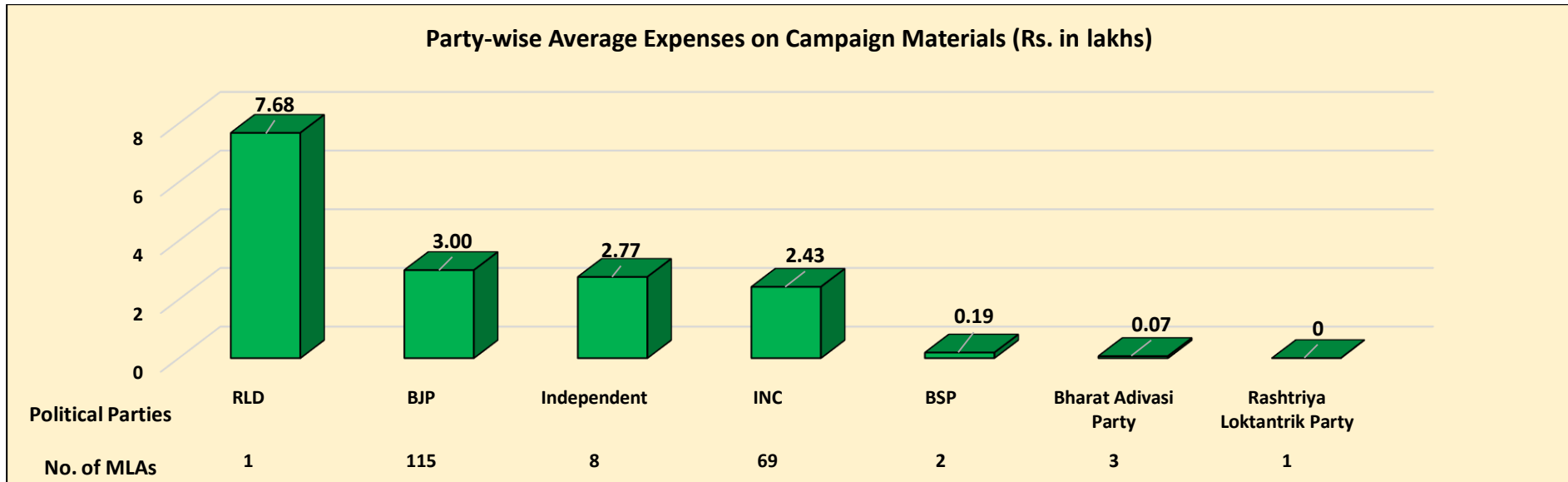


Figure: Party-wise Average Election Expenses on Campaign Materials (Rs.in lakhs)

S.No.	Party	No. of MLAs Analyzed	Average Limit (Rs.)	Average Election Expense (Rs.)	Average Expense on Campaign Materials (Rs.)	% of Average Expense on Campaign Materials
1	BJP	115	40,00,000 40 Lacs+	23,13,022 23 Lacs+	3,00,245 3 Lacs+	13 %
2	INC	69	40,00,000 40 Lacs+	22,74,388 22 Lacs+	2,43,848 2 Lacs+	10.7 %
3	IND	8	40,00,000 40 Lacs+	19,49,547 19 Lacs+	2,77,467 2 Lacs+	14.2 %
4	Bharat Adivasi Party	3	40,00,000 40 Lacs+	13,19,142 13 Lacs+	7,447 7 Thou+	0.6 %
5	BSP	2	40,00,000 40 Lacs+	9,27,321 9 Lacs+	19,300 19 Thou+	2.1 %
6	Rashtriya Loktantrik Party	1	40,00,000 40 Lacs+	17,30,828 17 Lacs+	0	0 %

Data in this Kit is presented in good faith, with an intention to inform voters. MLAs' Election Expenditure affidavits from the CEO Website (<https://ceorajasthan.nic.in/>) is the source of this analysis. Website:- www.adrindia.org, www.myneta.info

S.No.	Party	No. of MLAs Analyzed	Average Limit (Rs.)	Average Election Expense (Rs.)	Average Expense on Campaign Materials (Rs.)	% of Average Expense on Campaign Materials
7	RLD	1	40,00,000 40 Lacs+	24,62,513 24 Lacs+	7,68,646 7 Lacs+	31.2 %
Total		199	40,00,000 40 Lacs+	22,53,930 22 Lacs+	2,73,382 2 Lacs+	12 %

Table: Party-wise Average Election Expense of MLAs on Campaign Materials

17. Party Wise Average Election Expense of MLAs on Electronic Media:

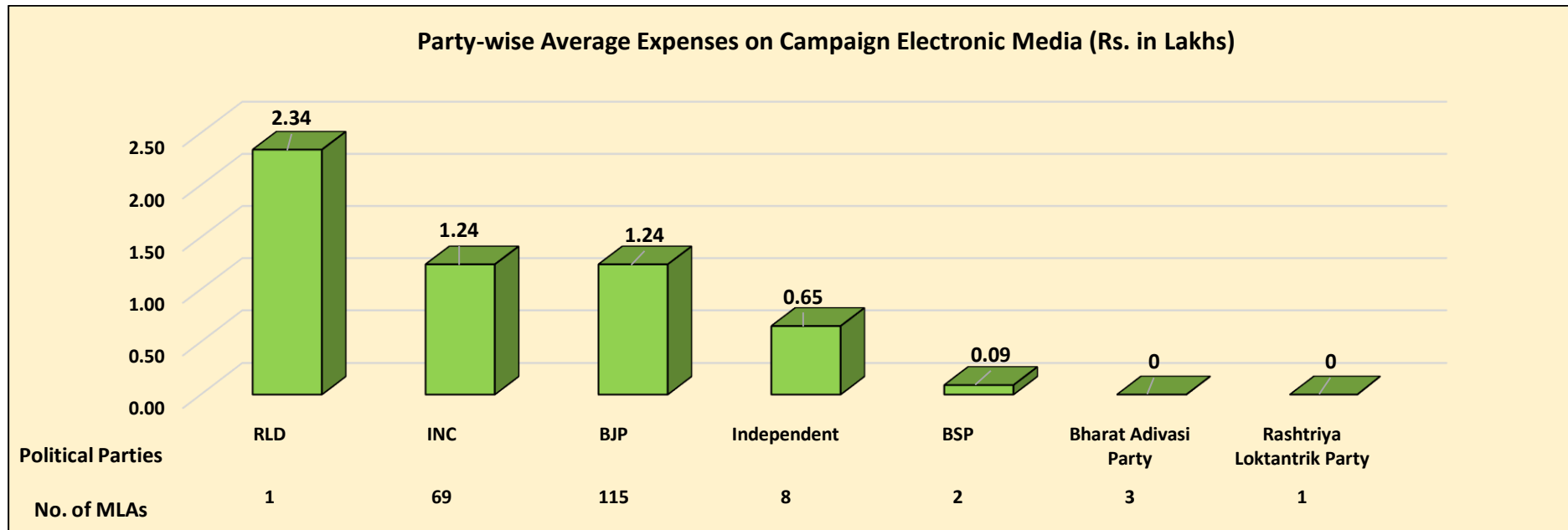


Figure: Party-wise Average Election Expenses on Campaign Electronic Media (Rs. in Lakhs)

Data in this Kit is presented in good faith, with an intention to inform voters. MLAs' Election Expenditure affidavits from the CEO Website (<https://ceorajasthan.nic.in/>) is the source of this analysis. Website:- www.adrindia.org, www.myneta.info

S.No.	Party	No. of MLAs Analyzed	Average Limit (Rs.)	Average Election Expense (Rs.)	Average Expense on Electronic Media (Rs.)	% of Average Expense on Electronic Media
1	BJP	115	40,00,000 40 Lacs+	23,13,022 23 Lacs+	1,24,024 1 Lacs+	5.4 %
2	INC	69	40,00,000 40 Lacs+	22,74,388 22 Lacs+	1,24,818 1 Lacs+	5.5 %
3	IND	8	40,00,000 40 Lacs+	19,49,547 19 Lacs+	65,802 65 Thou+	3.4 %
4	Bharat Adivasi Party	3	40,00,000 40 Lacs+	13,19,142 13 Lacs+	0	0 %
5	BSP	2	40,00,000 40 Lacs+	9,27,321 9 Lacs+	9,349 9 Thou+	1 %
6	Rashtriya Loktantrik Party	1	40,00,000 40 Lacs+	17,30,828 17 Lacs+	0	0 %
7	RLD	1	40,00,000 40 Lacs+	24,62,513 24 Lacs+	2,34,852 2 Lacs+	9.5 %
Total		199	40,00,000 40 Lacs+	22,53,930 22 Lacs+	1,18,871 1 Lacs+	5 %

Table: Party-wise Average Election Expense of MLAs on Electronic Media

Data in this Kit is presented in good faith, with an intention to inform voters. MLAs' Election Expenditure affidavits from the CEO Website (<https://ceorajasthan.nic.in/>) is the source of this analysis. Website:- www.adrindia.org, www.myneta.info

18. Party Wise Average Election Expense of MLAs on Campaign Vehicles:

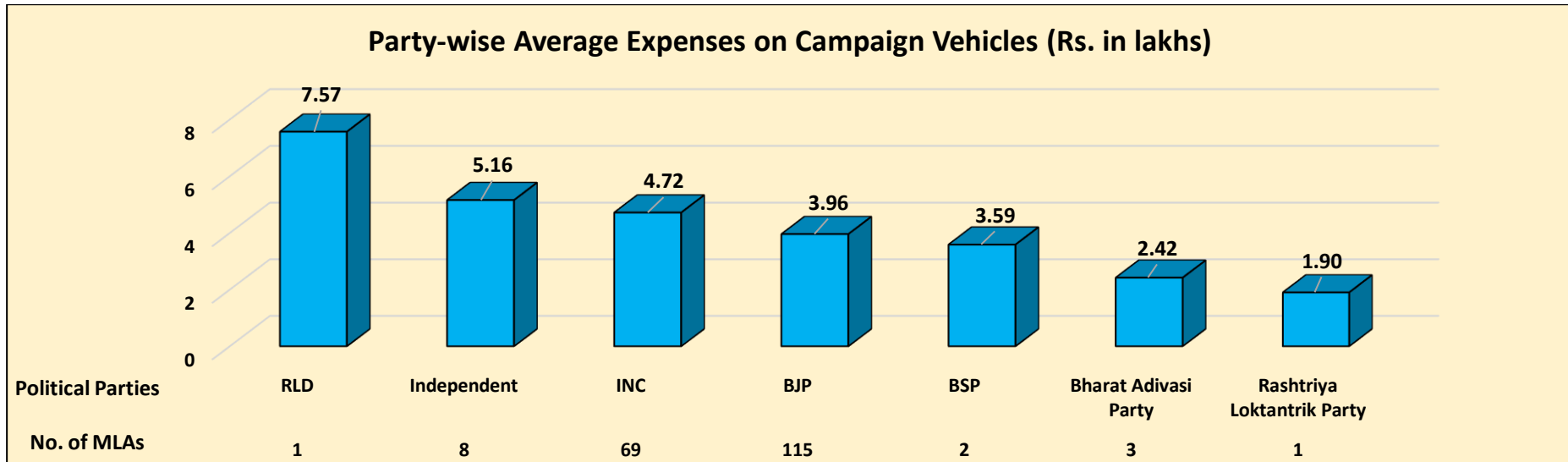


Figure: Party-wise Average Election Expenses on Campaign Vehicles (Rs. in lakhs)

S.No.	Party	No. of MLAs Analyzed	Average Limit (Rs.)	Average Election Expense (Rs.)	Average Expense on Campaign Vehicles (Rs.)	% of Average Expense on Campaign Vehicles
1	BJP	115	40,00,000 40 Lacs+	23,13,022 23 Lacs+	3,96,568 3 Lacs+	17.1 %
2	INC	69	40,00,000 40 Lacs+	22,74,388 22 Lacs+	4,72,161 4 Lacs+	20.8 %
3	IND	8	40,00,000 40 Lacs+	19,49,547 19 Lacs+	5,16,789 5 Lacs+	26.5 %
4	Bharat Adivasi Party	3	40,00,000 40 Lacs+	13,19,142 13 Lacs+	2,42,567 2 Lacs+	18.4 %
5	BSP	2	40,00,000 40 Lacs+	9,27,321 9 Lacs+	3,59,200 3 Lacs+	38.7 %
6	Rashtriya Loktantrik Party	1	40,00,000 40 Lacs+	17,30,828 17 Lacs+	1,90,500 1 Lacs+	11 %

Data in this Kit is presented in good faith, with an intention to inform voters. MLAs' Election Expenditure affidavits from the CEO Website (<https://ceorajasthan.nic.in/>) is the source of this analysis. Website:- www.adrindia.org, www.myneta.info

S.No.	Party	No. of MLAs Analyzed	Average Limit (Rs.)	Average Election Expense (Rs.)	Average Expense on Campaign Vehicles (Rs.)	% of Average Expense on Campaign Vehicles
7	RLD	1	40,00,000 40 Lacs+	24,62,513 24 Lacs+	7,57,050 7 Lacs+	30.7 %
Total		199	40,00,000 40 Lacs+	22,53,930 22 Lacs+	4,25,691 4 Lacs+	19 %

Table: Party-wise Average Election Expense of MLAs on Campaign Vehicles

19. Party Wise Average Election Expense of MLAs on Campaign Workers:

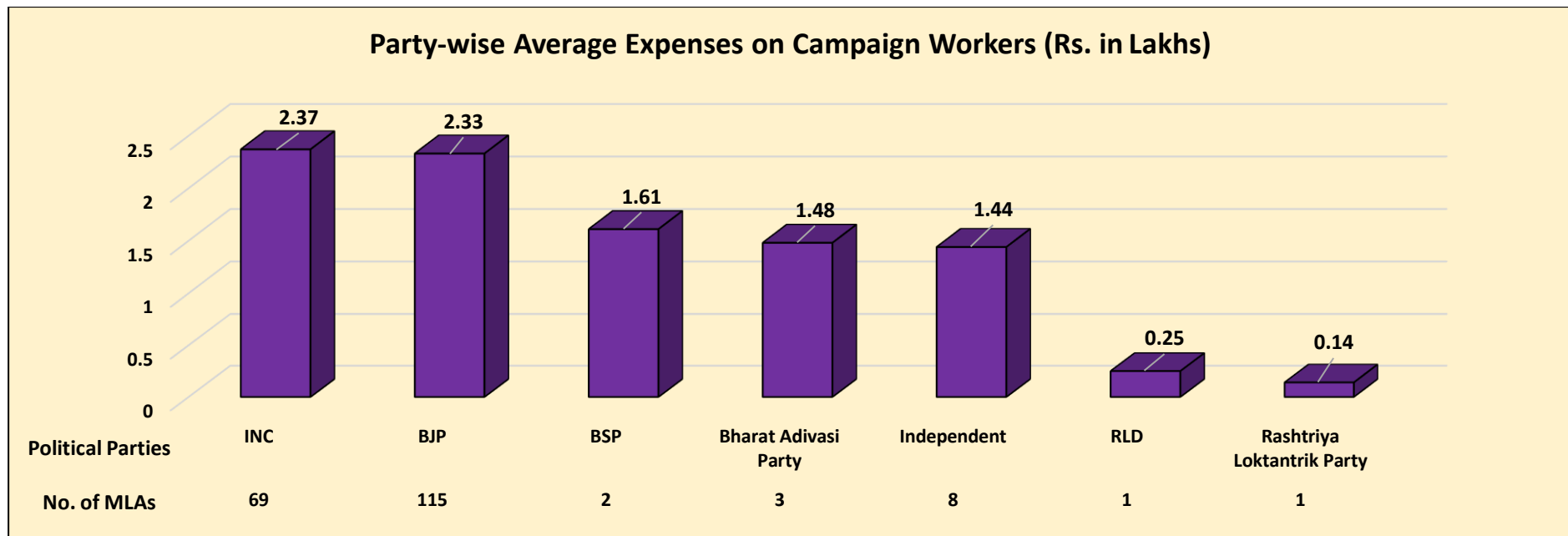


Figure: Party-wise Average Election Expenses on Campaign Workers (Rs. in Lakhs)

S.No.	Party	No. of MLAs Analyzed	Average Limit (Rs.)	Average Election Expense (Rs.)	Average Expense on Campaign Workers (Rs.)	% of Average Expense on Campaign Workers
1	BJP	115	40,00,000 40 Lacs+	23,13,022 23 Lacs+	2,33,098 2 Lacs+	10.1 %
2	INC	69	40,00,000 40 Lacs+	22,74,388 22 Lacs+	2,37,436 2 Lacs+	10.4 %
3	IND	8	40,00,000 40 Lacs+	19,49,547 19 Lacs+	1,44,781 1 Lacs+	7.4 %
4	Bharat Adivasi Party	3	40,00,000 40 Lacs+	13,19,142 13 Lacs+	1,48,200 1 Lacs+	11.2 %
5	BSP	2	40,00,000 40 Lacs+	9,27,321 9 Lacs+	1,61,821 1 Lacs+	17.5 %
6	Rashtriya Loktantrik Party	1	40,00,000 40 Lacs+	17,30,828 17 Lacs+	14,130 14 Thou+	0.8 %
7	RLD	1	40,00,000 40 Lacs+	24,62,513 24 Lacs+	25,000 25 Thou+	1 %
Total		199	40,00,000 40 Lacs+	22,53,930 22 Lacs+	2,26,909 2 Lacs+	10 %

Table: Party-wise Average Election Expense of MLAs on Campaign Workers

Data in this Kit is presented in good faith, with an intention to inform voters. MLAs' Election Expenditure affidavits from the CEO Website (<https://ceorajasthan.nic.in/>) is the source of this analysis. Website:- www.adrindia.org, www.myneta.info

Top 10 MLAs with highest declared election expenses in 2023 Rajasthan Assembly Elections

S.No.	Name	District	Constituency	Party	Expenditure incurred by MLA			Expense Limit (Rs.)	Total expenses incurred (Rs.)	Difference between Total Expense incurred and Expense Limit (Rs.)	% of limit reached
					MLA/ election agent (Rs.)	Political Party (Rs.)	Any other association/ body of persons/ individual (Rs.)				
1	Geeta Barwar	Jodhpur	Bhopalgarh (SC)	INC	30,22,030	0	7,63,000	40,00,000 40 Lacs+	37,85,030 37 Lacs+	2,14,970 2 Lacs+	95%
2	Bheem Raj Bhati	Pali	Pali	INC	29,89,052	0	7,52,331	40,00,000 40 Lacs+	37,41,383 37 Lacs+	2,58,617 2 Lacs+	94%
3	Heeralal Nagar	Kota	Sangod	BJP	19,31,404	2,30,100	15,75,124	40,00,000 40 Lacs+	37,36,631 37 Lacs+	2,63,369 2 Lacs+	93%
4	Jaydeep Bihani	Ganganagar	Ganganagar	BJP	17,12,311	2,90,210	17,29,287	40,00,000 40 Lacs+	37,31,808 37 Lacs+	2,68,192 2 Lacs+	93%
5	Shanti Dhariwal	Kota	Kota North	INC	35,28,544	0	1,47,347	40,00,000 40 Lacs+	36,75,891 36 Lacs+	3,24,109 3 Lacs+	92%
6	Ramkesh	Sawaimadhopur	Gangapur	INC	34,70,764	0	0	40,00,000 40 Lacs+	34,70,764 34 Lacs+	5,29,236 5 Lacs+	87%
7	Jakir Hussain Gesawat	Nagaur	Makrana	INC	34,48,050	0	0	40,00,000 40 Lacs+	34,48,050 34 Lacs+	5,51,950 5 Lacs+	86%
8	Vinod Kumar	Hanumangarh	Pilibanga (SC)	INC	30,98,850	0	3,02,150	40,00,000 40 Lacs+	34,01,000 34 Lacs+	5,99,000 5 Lacs+	85%
9	Kanti Prasad	Alwar	Thanagazi	INC	33,68,306	0	0	40,00,000 40 Lacs+	33,68,306 33 Lacs+	6,31,694 6 Lacs+	84%
10	Udailal Dangi	Udaipur	Vallabhnagar	BJP	16,96,819	9,31,497	7,00,678	40,00,000 40 Lacs+	33,28,994 33 Lacs+	6,71,006 6 Lacs+	83%

Table: Top 10 MLAs who declared highest expenses

Data in this Kit is presented in good faith, with an intention to inform voters. MLAs' Election Expenditure affidavits from the CEO Website (<https://ceorajasthan.nic.in/>) is the source of this analysis. Website:- www.adrindia.org, www.myneta.info

10 MLAs with lowest election expenses declared

S.No.	Name	District	Constituency	Party	Expenditure incurred by MLA			Expense Limit (Rs.)	Total expenses incurred (Rs.)	Difference between Total Expense incurred and Expense Limit (Rs.)	% of limit reached
					MLA/ election agent (Rs.)	Political Party (Rs.)	Any other association/ body of persons/ individual (Rs.)				
1	Manoj Kumar S/O Swai Singh	Churu	Sadulpur	BSP	2,24,245	0	3,60,600	40,00,000 40 Lacs+	5,84,845 5 Lacs+	34,15,155 34 Lacs+	15%
2	Pratap Singh Singhvi	Baran	Chhabra	BJP	2,68,992	3,13,700	7,200	40,00,000 40 Lacs+	5,89,892 5 Lacs+	34,10,108 34 Lacs+	15%
3	Zubair Khan	Alwar	Ramgarh	INC	6,73,767	1,30,801	20,475	40,00,000 40 Lacs+	8,25,043 8 Lacs+	31,74,957 31 Lacs+	21%
4	Dr. Priyanka Chowdhary	Barmer	Barmer	IND	7,49,060	0	1,25,263	40,00,000 40 Lacs+	8,74,333 8 Lacs+	31,25,667 31 Lacs+	22%
5	Subhash Meel	Sikar	Khandela	BJP	9,04,770	0	0	40,00,000 40 Lacs+	9,04,770 9 Lacs+	30,95,230 30 Lacs+	23%
6	Kirodi Lal	Sawaimadhopur	Sawai Madhopur	BJP	5,19,555	1,04,850	3,50,810	40,00,000 40 Lacs+	9,75,215 9 Lacs+	30,24,785 30 Lacs+	24%
7	Ramniwas Gawriya	Nagaur	Parbatsar	INC	10,28,333	0	0	40,00,000 40 Lacs+	10,28,333 10 Lacs+	29,71,667 29 Lacs+	26%
8	Harish Chandra Meena	Tonk	Deoli-Uniara	INC	6,62,028	0	3,72,600	40,00,000 40 Lacs+	10,34,628 10 Lacs+	29,65,372 29 Lacs+	26%
9	Kuldeep	Jaipur	Viratnagar	BJP	1,64,860	0	8,81,098	40,00,000 40 Lacs+	10,45,958 10 Lacs+	29,54,042 29 Lacs+	26%
10	Dr. Dayaram Parmar	Udaipur	Kherwara (ST)	INC	8,73,544	1,09,329	73,500	40,00,000 40 Lacs+	10,56,373 10 Lacs+	29,43,627 29 Lacs+	26%

Table: 10 MLAs who declared lowest expenses

Data in this Kit is presented in good faith, with an intention to inform voters. MLAs' Election Expenditure affidavits from the CEO Website (<https://ceorajasthan.nic.in/>) is the source of this analysis. Website:- www.adrindia.org, www.myneta.info

Summary and Highlights of Funds Raised by MLAs in the Rajasthan Assembly 2023 Elections

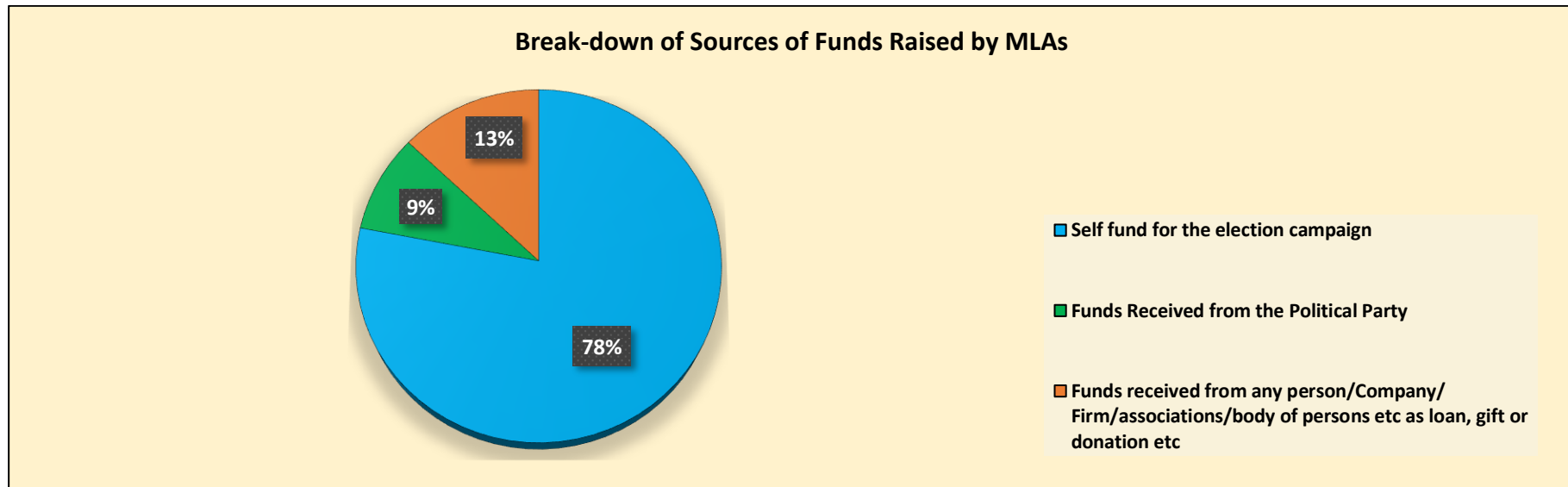


Figure: Percentage Break-down of Funds Raised by MLAs

- Percentage break-down of funds received by MLAs:** Out of the total funds received by MLAs, 9% funds were raised from political parties, 78% were raised by MLAs themselves and 13% funds were raised from other sources.
- MLAs Who Raised Funds from Political Parties:** Out of the 199 MLAs analyzed, 158 (79%) MLAs have declared that they have received funds from political parties and 41 (21%) MLAs have declared that they have not received any funds from political parties.
- MLAs Who Raised Funds through any person/ company/ firm/ associations/ body of persons etc as loan, gift or donation etc:** Out of the 199 MLAs analyzed, 100 (50.25%) MLAs have declared that they have received funds from any person/ company/ firm/ associations/

Data in this Kit is presented in good faith, with an intention to inform voters. MLAs' Election Expenditure affidavits from the CEO Website (<https://ceorajasthan.nic.in/>) is the source of this analysis. Website:- www.adrindia.org, www.myneta.info

body of persons etc as loan, gift or donation etc. and **99 (49.75%) MLAs** have declared that **they have not received any funds from any person/ company/ firm/ associations/ body of persons etc as loan, gift or donation etc.**

4. **Self-funds used for election campaign:** Out of the 199 MLAs analyzed, **180 (90%) MLAs** have declared that **they have used their own funds for their election campaign** and **19(10%) MLAs** have declared that **they have not used any of their own funds for their election campaign.**
5. **Average funds raised from Political Parties (Party-wise):** On an average a MLA from **INC** raised **88.60%** and on an average a MLA from **BJP** raised **67.23%** of his/her election expense funds from the political party.
6. **Average funds raised through any person/company/firm/associations/body of persons etc as loan, gift or donation etc (Party-wise):** On an average a MLA from **BJP** raised **13.91%** of his/her election expense funds from any person/company/firm/associations/body of persons etc. as loan, gift or donation. Similarly, a MLA from **INC** raised on an average **4.19%** of their expense funds from any person/ company/ firm/ associations/ body of persons etc. as loan, gift or donation.

Average self-funds used for Election Campaign (Party-wise)

S.No.	Party	No. of MLAs Analyzed	Average Total (Rs.)	Average Self Funds (Rs.)	% of Average Total
1	BJP	115	23,01,598.14 23 Lacs+	4,34,463.18 4 Lacs+	18.87 %
2	INC	69	33,12,098.89 33 Lacs+	2,38,644.75 2 Lacs+	7.20 %
3	IND	8	18,40,767.50 18 Lacs+	13,44,936 13 Lacs+	73.06 %
4	Bharat Adivasi Party	3	11,64,276.33 11 Lacs+	4,37,037 4 Lacs+	37.53 %
5	BSP	2	9,05,400 9 Lacs+	3,32,500 3 Lacs+	36.72 %
6	RLD	1	30,32,400 30 Lacs+	5,25,000 5 Lacs+	17.31 %
7	Rashtriya Loktantrik Party	1	5,21,000 5 Lacs+	21,000 21 Thou+	4.03 %

Table: Average self-funds used for Election Campaign (Party-wise)

Data in this Kit is presented in good faith, with an intention to inform voters. MLAs' Election Expenditure affidavits from the CEO Website (<https://ceorajasthan.nic.in/>) is the source of this analysis. Website:- www.adrindia.org, www.myneta.info

Average funds raised from Political Parties (Party-wise)

S.No.	Party	No. of MLAs Analyzed	Average Total (Rs.)	Average Party Funds (Rs.)	% of Average Total
1	BJP	115	23,01,598.14 23 Lacs+	15,47,576.78 15 Lacs+	67.23 %
2	INC	69	33,12,098.89 33 Lacs+	29,34,647.42 29 Lacs+	88.60 %
3	IND	8	18,40,767.50 18 Lacs+	0	0 %
4	Bharat Adivasi Party	3	11,64,276.33 11 Lacs+	0	0 %
5	BSP	2	9,05,400 9 Lacs+	0	0 %
6	Rashtriya Loktantrik Party	1	5,21,000 5 Lacs+	0	0 %
7	RLD	1	30,32,400 30 Lacs+	25,00,000 25 Lacs+	82.44 %

Table: Average funds raised from Political Parties (Party-wise)

Average funds raised from Other Sources (Party-wise)

S.No.	Party	No. of MLAs Analyzed	Average Total (Rs.)	Average Funds from other organizations and bodies (Rs.)	% of Average Total
1	BJP	115	23,01,598.14 23 Lacs+	3,20,318.61 3 Lacs+	13.91 %
2	INC	69	33,12,098.89 33 Lacs+	1,38,900.78 1 Lacs+	4.19 %
3	IND	8	18,40,767.50 18 Lacs+	4,95,831.50 4 Lacs+	26.93 %
4	Bharat Adivasi Party	3	11,64,276.33 11 Lacs+	7,27,239.33 7 Lacs+	62.46 %
5	BSP	2	9,05,400 9 Lacs+	5,72,900 5 Lacs+	63.27 %
6	Rashtriya Loktantrik Party	1	5,21,000 5 Lacs+	5,00,000 5 Lacs+	95.96 %

Data in this Kit is presented in good faith, with an intention to inform voters. MLAs' Election Expenditure affidavits from the CEO Website (<https://ceorajasthan.nic.in/>) is the source of this analysis. Website:- www.adrindia.org, www.myneta.info

S.No.	Party	No. of MLAs Analyzed	Average Total (Rs.)	Average Funds from other organizations and bodies (Rs.)	% of Average Total
7	RLD	1	30,32,400 30 Lacs+	7,400 7 Thou+	0.24 %

Table: Average funds raised from Other Sources (Party-wise)

Election expenses declared by MLAs in Rajasthan Assembly Elections, 2023: Full Details

S.No.	Name	District	Constituency	Party	Expenditure incurred by MLA			Expense Limit (Rs.)	Total expenses incurred (Rs.)	Difference between Total Expense incurred and Expense Limit (Rs.)	% of limit reached
					MLA/ election agent (Rs.)	Political Party (Rs.)	Any other association/ body of persons/ individual (Rs.)				
1	Geeta Barwar	Jodhpur	Bhopalgarh (SC)	INC	30,22,030	0	7,63,000	40,00,000 40 Lacs+	37,85,030 37 Lacs+	2,14,970 2 Lacs+	95%
2	Bheem Raj Bhati	Pali	Pali	INC	29,89,052	0	7,52,331	40,00,000 40 Lacs+	37,41,383 37 Lacs+	2,58,617 2 Lacs+	94%
3	Heeralal Nagar	Kota	Sangod	BJP	19,31,404	2,30,100	15,75,124	40,00,000 40 Lacs+	37,36,631 37 Lacs+	2,63,369 2 Lacs+	93%
4	Jaydeep Bihani	Ganganagar	Ganganagar	BJP	17,12,311	2,90,210	17,29,287	40,00,000 40 Lacs+	37,31,808 37 Lacs+	2,68,192 2 Lacs+	93%
5	Shanti Dhariwal	Kota	Kota North	INC	35,28,544	0	1,47,347	40,00,000 40 Lacs+	36,75,891 36 Lacs+	3,24,109 3 Lacs+	92%
6	Ramkesh	Sawaimadhopur	Gangapur	INC	34,70,764	0	0	40,00,000 40 Lacs+	34,70,764 34 Lacs+	5,29,236 5 Lacs+	87%
7	Jakir Hussain Gesawat	Nagaur	Makrana	INC	34,48,050	0	0	40,00,000 40 Lacs+	34,48,050 34 Lacs+	5,51,950 5 Lacs+	86%
8	Vinod Kumar	Hanumangarh	Pilibanga (SC)	INC	30,98,850	0	3,02,150	40,00,000 40 Lacs+	34,01,000 34 Lacs+	5,99,000 5 Lacs+	85%
9	Kanti Prasad	Alwar	Thanagazi	INC	33,68,306	0	0	40,00,000 40 Lacs+	33,68,306 33 Lacs+	6,31,694 6 Lacs+	84%
10	Udailal Dangi	Udaipur	Vallabhnagar	BJP	16,96,819	9,31,497	7,00,678	40,00,000 40 Lacs+	33,28,994 33 Lacs+	6,71,006 6 Lacs+	83%

Data in this Kit is presented in good faith, with an intention to inform voters. MLAs' Election Expenditure affidavits from the CEO Website (<https://ceorajasthan.nic.in/>) is the source of this analysis. Website:- www.adrindia.org, www.myneta.info

S.No.	Name	District	Constituency	Party	Expenditure incurred by MLA			Expense Limit (Rs.)	Total expenses incurred (Rs.)	Difference between Total Expense incurred and Expense Limit (Rs.)	% of limit reached
					MLA/ election agent (Rs.)	Political Party (Rs.)	Any other association/ body of persons/ individual (Rs.)				
11	Hakam Ali Khan	Sikar	Fatehpur	INC	33,685	30,00,000	2,83,540	40,00,000 40 Lacs+	33,17,225 33 Lacs+	6,82,775 6 Lacs+	83%
12	Pratap Puri	Jaisalmer	Pokaran	BJP	25,00,503	3,40,850	4,38,593	40,00,000 40 Lacs+	32,79,946 32 Lacs+	7,20,054 7 Lacs+	82%
13	Motiram	Sirohi	Reodar (SC)	INC	32,51,810	0	0	40,00,000 40 Lacs+	**32,51,810 32 Lacs+	7,48,190 7 Lacs+	81%
14	Bhajan Lal Sharma	Jaipur	Sanganer	BJP	19,62,843	1,04,850	11,65,029	40,00,000 40 Lacs+	32,51,222 32 Lacs+	7,48,778 7 Lacs+	81%
15	Sohan Lal Nayak	Ganganagar	Raisinghnagar (SC)	INC	31,91,599	0	0	40,00,000 40 Lacs+	31,91,599 31 Lacs+	8,08,401 8 Lacs+	80%
16	Laxman	Jaipur	Bassi (ST)	INC	29,67,320	0	1,95,199	40,00,000 40 Lacs+	31,62,519 31 Lacs+	8,37,481 8 Lacs+	79%
17	Samarjit Singh	Jalore	Bhinmal	INC	30,94,992	0	65,472	40,00,000 40 Lacs+	31,60,464 31 Lacs+	8,39,536 8 Lacs+	79%
18	Manish Yadav	Jaipur	Shahpura	INC	26,81,874	24,000	4,40,540	40,00,000 40 Lacs+	31,46,414 31 Lacs+	8,53,586 8 Lacs+	79%
19	Arjun Singh Bamaniya	Banswara	Banswara (ST)	INC	27,54,189	3,80,000	0	40,00,000 40 Lacs+	31,34,189 31 Lacs+	8,65,811 8 Lacs+	78%
20	Dr Vishwanath Meghwal	Bikaner	Khajuwala (SC)	BJP	31,28,567	0	0	40,00,000 40 Lacs+	31,28,567 31 Lacs+	8,71,433 8 Lacs+	78%
21	Chunni Lal Premi	Bundi	Keshoraipatan (SC)	INC	31,15,711	0	0	40,00,000 40 Lacs+	31,15,711 31 Lacs+	8,84,289 8 Lacs+	78%
22	Avinash Gehlot	Pali	Jaitaran	BJP	20,98,198	3,50,050	6,56,305	40,00,000 40 Lacs+	31,04,553 31 Lacs+	8,95,447 8 Lacs+	78%
23	Rafeek Khan	Jaipur	Adarsh Nagar	INC	30,96,203	0	0	40,00,000 40 Lacs+	30,96,203 30 Lacs+	9,03,797 9 Lacs+	77%
24	Tikaram Jully	Alwar	Alwar Rural (SC)	INC	19,56,404	0	11,39,626	40,00,000 40 Lacs+	30,96,030 30 Lacs+	9,03,970 9 Lacs+	77%

Data in this Kit is presented in good faith, with an intention to inform voters. MLAs' Election Expenditure affidavits from the CEO Website (<https://ceorajasthan.nic.in/>) is the source of this analysis. Website:- www.adrindia.org, www.myneta.info

S.No.	Name	District	Constituency	Party	Expenditure incurred by MLA			Expense Limit (Rs.)	Total expenses incurred (Rs.)	Difference between Total Expense incurred and Expense Limit (Rs.)	% of limit reached
					MLA/ election agent (Rs.)	Political Party (Rs.)	Any other association/ body of persons/ individual (Rs.)				
25	Ram Sahay Varma (Regar)	Tonk	Niwai (SC)	BJP	23,82,775	1,04,850	6,02,095	40,00,000 40 Lacs+	30,89,720 30 Lacs+	9,10,280 9 Lacs+	77%
26	Arjun Lal Jingar	Chittorgarh	Kapasan (SC)	BJP	22,44,350	1,04,850	7,34,651	40,00,000 40 Lacs+	30,84,351 30 Lacs+	9,15,649 9 Lacs+	77%
27	Suresh Gurjar	Jhalawar	Khanpur	INC	30,63,303	0	0	40,00,000 40 Lacs+	30,63,303 30 Lacs+	9,36,697 9 Lacs+	77%
28	Shobha Chauhan	Pali	Sojat (SC)	BJP	25,27,314	3,01,500	2,24,736	40,00,000 40 Lacs+	30,53,550 30 Lacs+	9,46,450 9 Lacs+	76%
29	Col. Rajyavardhan Rathore	Jaipur	Jhotwara	BJP	20,14,735	1,04,850	9,33,318	40,00,000 40 Lacs+	30,52,903 30 Lacs+	9,47,097 9 Lacs+	76%
30	Rajendra	Dausa	Mahuwa	BJP	19,20,872	3,43,575	7,86,581	40,00,000 40 Lacs+	30,51,028 30 Lacs+	9,48,972 9 Lacs+	76%
31	Dungarram Gedar	Ganganagar	Suratgarh	INC	30,50,990	0	0	40,00,000 40 Lacs+	30,50,990 30 Lacs+	9,49,010 9 Lacs+	76%
32	Arjun Lal	Jodhpur	Bilara (SC)	BJP	27,43,512	3,01,500	0	40,00,000 40 Lacs+	30,45,012 30 Lacs+	9,54,988 9 Lacs+	76%
33	Rambilas	Dausa	Lalsot (ST)	BJP	21,25,839	2,03,902	6,99,351	40,00,000 40 Lacs+	30,29,092 30 Lacs+	9,70,908 9 Lacs+	76%
34	Sushila Rameshwar Dudi	Bikaner	Nokha	INC	30,25,279	0	0	40,00,000 40 Lacs+	30,25,279 30 Lacs+	9,74,721 9 Lacs+	76%
35	Ramila Khadiya	Banswara	Kushalgarh (ST)	INC	30,24,333	0	0	40,00,000 40 Lacs+	30,24,333 30 Lacs+	9,75,667 9 Lacs+	76%
36	Shobharani Kushwah	Dholpur	Dholpur	INC	30,15,233	0	0	40,00,000 40 Lacs+	30,15,233 30 Lacs+	9,84,767 9 Lacs+	75%
37	Murari Lal Meena	Dausa	Dausa	INC	29,75,723	11,900	0	40,00,000 40 Lacs+	29,87,623 29 Lacs+	10,12,377 10 Lacs+	75%
38	Chandrabhan Singh Chouhan	Chittorgarh	Chittorgarh	IND	18,64,728	0	11,22,558	40,00,000 40 Lacs+	29,87,286 29 Lacs+	10,12,714 10 Lacs+	75%

Data in this Kit is presented in good faith, with an intention to inform voters. MLAs' Election Expenditure affidavits from the CEO Website (<https://ceorajasthan.nic.in/>) is the source of this analysis. Website:- www.adrindia.org, www.myneta.info

S.No.	Name	District	Constituency	Party	Expenditure incurred by MLA			Expense Limit (Rs.)	Total expenses incurred (Rs.)	Difference between Total Expense incurred and Expense Limit (Rs.)	% of limit reached
					MLA/ election agent (Rs.)	Political Party (Rs.)	Any other association/ body of persons/ individual (Rs.)				
39	Yoonus Khan	Nagaur	Deedwana	IND	17,73,981	0	12,08,344	40,00,000 40 Lacs+	29,82,325 29 Lacs+	10,17,675 10 Lacs+	75%
40	Ganesh Ghogra	Dungarpur	Dungarpur (ST)	INC	25,02,735	4,75,000	0	40,00,000 40 Lacs+	29,78,535 29 Lacs+	10,21,465 10 Lacs+	74%
41	Ota Ram Dewasi	Sirohi	Sirohi	BJP	6,93,150	20,00,080	0	40,00,000 40 Lacs+	29,58,000 29 Lacs+	10,42,000 10 Lacs+	74%
42	Madan Dilawar	Kota	Ramganj Mandi (SC)	BJP	14,95,256	2,30,103	12,06,835	40,00,000 40 Lacs+	29,32,194 29 Lacs+	10,67,806 10 Lacs+	73%
43	Chhotu Singh	Jaisalmer	Jaisalmer	BJP	22,79,234	6,34,450	10,750	40,00,000 40 Lacs+	29,24,434 29 Lacs+	10,75,566 10 Lacs+	73%
44	Jethanand Vyas	Bikaner	Bikaner West	BJP	26,26,201	1,04,850	1,65,000	40,00,000 40 Lacs+	28,96,051 28 Lacs+	11,03,949 11 Lacs+	72%
45	Sanjay Kumar	Dholpur	Baseri (SC)	INC	28,49,555	0	0	40,00,000 40 Lacs+	28,49,555 28 Lacs+	11,50,445 11 Lacs+	71%
46	Joraram Kumawat	Pali	Sumerpur	BJP	20,00,414	3,01,500	5,40,474	40,00,000 40 Lacs+	28,42,448 28 Lacs+	11,57,552 11 Lacs+	71%
47	Bhagchand Tankda	Dausa	Bandikui	BJP	26,54,829	1,86,200	0	40,00,000 40 Lacs+	28,41,029 28 Lacs+	11,58,971 11 Lacs+	71%
48	Kalicharan Saraf	Jaipur	Malviya Nagar	BJP	17,43,004	1,04,850	9,88,710	40,00,000 40 Lacs+	28,36,564 28 Lacs+	11,63,436 11 Lacs+	71%
49	Kalpana Devi	Kota	Ladpura	BJP	9,94,931	1,53,119	16,87,566	40,00,000 40 Lacs+	28,35,616 28 Lacs+	11,64,384 11 Lacs+	71%
50	Laxman Ram	Nagaur	Merta (SC)	BJP	21,42,747	6,91,650	0	40,00,000 40 Lacs+	28,34,397 28 Lacs+	11,65,603 11 Lacs+	71%
51	Suresh Singh	Ajmer	Pushkar	BJP	20,75,001	1,04,850	6,48,029	40,00,000 40 Lacs+	28,27,880 28 Lacs+	11,72,120 11 Lacs+	71%
52	Adu Ram Meghwal	Barmer	Chohtan (SC)	BJP	24,76,933	3,40,850	0	40,00,000 40 Lacs+	28,17,783 28 Lacs+	11,82,217 11 Lacs+	70%

Data in this Kit is presented in good faith, with an intention to inform voters. MLAs' Election Expenditure affidavits from the CEO Website (<https://ceorajasthan.nic.in/>) is the source of this analysis. Website:- www.adrindia.org, www.myneta.info

S.No.	Name	District	Constituency	Party	Expenditure incurred by MLA			Expense Limit (Rs.)	Total expenses incurred (Rs.)	Difference between Total Expense incurred and Expense Limit (Rs.)	% of limit reached
					MLA/ election agent (Rs.)	Political Party (Rs.)	Any other association/ body of persons/ individual (Rs.)				
53	Vikram Bansiwala	Dausa	Sikrai (SC)	BJP	20,33,910	3,46,454	4,05,335	40,00,000 40 Lacs+	27,85,699 27 Lacs+	12,14,301 12 Lacs+	70%
54	Kesaram Choudhary	Pali	Marwar Junction	BJP	22,50,653	3,01,500	2,24,736	40,00,000 40 Lacs+	27,76,889 27 Lacs+	12,23,111 12 Lacs+	69%
55	Gopal Sharma	Jaipur	Civil Lines	BJP	20,01,788	1,04,850	6,48,934	40,00,000 40 Lacs+	27,55,572 27 Lacs+	12,44,428 12 Lacs+	69%
56	Gordhan	Sikar	Dhod (SC)	BJP	19,94,697	1,04,850	6,34,846	40,00,000 40 Lacs+	27,39,393 27 Lacs+	12,60,607 12 Lacs+	68%
57	Hameer Singh Bhayal	Barmer	Siwana	BJP	21,20,584	0	6,89,366	40,00,000 40 Lacs+	27,09,950 27 Lacs+	12,90,050 12 Lacs+	68%
58	Ashok Gehlot	Jodhpur	Sardarpura	INC	25,78,989	1,12,970	0	40,00,000 40 Lacs+	26,91,959 26 Lacs+	13,08,041 13 Lacs+	67%
59	Vishvaraj Singh Mewar	Rajsamand	Nathdwara	BJP	19,86,577	2,90,135	4,07,233	40,00,000 40 Lacs+	26,83,945 26 Lacs+	13,16,055 13 Lacs+	67%
60	Nauksham	Bharatpur	Kaman	BJP	20,09,972	2,91,050	3,61,460	40,00,000 40 Lacs+	26,62,482 26 Lacs+	13,37,518 13 Lacs+	67%
61	Samaram	Sirohi	Pindwara Abu (ST)	BJP	26,57,887	0	0	40,00,000 40 Lacs+	**26,57,887 26 Lacs+	13,42,113 13 Lacs+	66%
62	Dr. Manju Baghmar	Nagaur	Jayal (SC)	BJP	20,32,775	6,06,650	14,100	40,00,000 40 Lacs+	26,53,525 26 Lacs+	13,46,475 13 Lacs+	66%
63	Udai Lal Bhadana	Bhilwara	Mandal	BJP	19,28,546	3,28,165	3,74,486	40,00,000 40 Lacs+	26,31,197 26 Lacs+	13,68,803 13 Lacs+	66%
64	Govind Prasad	Jhalawar	Manohar Thana	BJP	20,20,409	5,84,237	0	40,00,000 40 Lacs+	26,04,646 26 Lacs+	13,95,354 13 Lacs+	65%
65	Ramesh Khinchi	Alwar	Kathumar (SC)	BJP	20,60,094	2,91,050	2,49,900	40,00,000 40 Lacs+	26,01,044 26 Lacs+	13,98,956 13 Lacs+	65%
66	Hansraj Meena	Karauli	Sapotra (ST)	BJP	20,00,990	2,71,795	3,22,860	40,00,000 40 Lacs+	25,95,645 25 Lacs+	14,04,355 14 Lacs+	65%

Data in this Kit is presented in good faith, with an intention to inform voters. MLAs' Election Expenditure affidavits from the CEO Website (<https://ceorajasthan.nic.in/>) is the source of this analysis. Website:- www.adrindia.org, www.myneta.info

S.No.	Name	District	Constituency	Party	Expenditure incurred by MLA			Expense Limit (Rs.)	Total expenses incurred (Rs.)	Difference between Total Expense incurred and Expense Limit (Rs.)	% of limit reached
					MLA/ election agent (Rs.)	Political Party (Rs.)	Any other association/ body of persons/ individual (Rs.)				
67	Darshan Singh	Karauli	Karauli	BJP	14,19,551	2,93,735	8,79,691	40,00,000 40 Lacs+	25,92,977 25 Lacs+	14,07,023 14 Lacs+	65%
68	Bahadur Singh	Bharatpur	Weir (SC)	BJP	20,43,479	1,86,200	3,53,963	40,00,000 40 Lacs+	25,83,642 25 Lacs+	14,16,358 14 Lacs+	65%
69	Balmukundachary	Jaipur	Hawa Mahal	BJP	15,53,933	2,09,700	3,82,890	40,00,000 40 Lacs+	25,81,955 25 Lacs+	14,18,045 14 Lacs+	65%
70	Ramswaroop Lamba	Ajmer	Nasirabad	BJP	20,17,542	1,04,850	4,48,358	40,00,000 40 Lacs+	25,70,752 25 Lacs+	14,29,248 14 Lacs+	64%
71	Mahendra Jeet Singh Malviya	Banswara	Bagidora (ST)	INC	21,72,449	3,80,000	6,000	40,00,000 40 Lacs+	25,58,449 25 Lacs+	14,41,551 14 Lacs+	64%
72	Kailash Chand Verma	Jaipur	Bagru (SC)	BJP	20,14,072	1,04,850	4,20,583	40,00,000 40 Lacs+	25,39,105 25 Lacs+	14,60,895 14 Lacs+	63%
73	Manoj Kumar	Churu	Sujangarh (SC)	INC	23,62,226	0	1,66,849	40,00,000 40 Lacs+	25,29,075 25 Lacs+	14,70,925 14 Lacs+	63%
74	Lalit Meena	Baran	Kishanganj (ST)	BJP	22,38,962	2,28,856	55,451	40,00,000 40 Lacs+	25,23,269 25 Lacs+	14,76,731 14 Lacs+	63%
75	Ramavtar	Jaipur	Chaksu (SC)	BJP	25,03,000	0	0	40,00,000 40 Lacs+	25,03,000 25 Lacs+	14,97,000 14 Lacs+	63%
76	Vijay Singh	Nagaur	Nawan	BJP	16,27,098	2,71,370	5,91,280	40,00,000 40 Lacs+	24,89,748 24 Lacs+	15,10,252 15 Lacs+	62%
77	Harimohan Sharma	Bundi	Bundi	INC	24,83,269	0	0	40,00,000 40 Lacs+	24,83,269 24 Lacs+	15,16,731 15 Lacs+	62%
78	Sanjay Sharma	Alwar	Alwar Urban	BJP	20,23,594	1,04,850	3,42,944	40,00,000 40 Lacs+	24,71,388 24 Lacs+	15,28,612 15 Lacs+	62%
79	Dr. Subhash Garg	Bharatpur	Bharatpur	RLD	24,52,157	0	10,356	40,00,000 40 Lacs+	24,62,513 24 Lacs+	15,37,487 15 Lacs+	62%
80	Shankarlal Decha	Dungarpur	Sagwara (ST)	BJP	17,60,017	2,72,494	4,25,350	40,00,000 40 Lacs+	24,57,867 24 Lacs+	15,42,133 15 Lacs+	61%

Data in this Kit is presented in good faith, with an intention to inform voters. MLAs' Election Expenditure affidavits from the CEO Website (<https://ceorajasthan.nic.in/>) is the source of this analysis. Website:- www.adrindia.org, www.myneta.info

S.No.	Name	District	Constituency	Party	Expenditure incurred by MLA			Expense Limit (Rs.)	Total expenses incurred (Rs.)	Difference between Total Expense incurred and Expense Limit (Rs.)	% of limit reached
					MLA/ election agent (Rs.)	Political Party (Rs.)	Any other association/ body of persons/ individual (Rs.)				
81	Chhagan Singh Rajpurohit	Jalore	Ahore	BJP	22,52,375	1,04,850	98,217	40,00,000 40 Lacs+	24,55,442 24 Lacs+	15,44,558 15 Lacs+	61%
82	Mahendra Pal Meena	Jaipur	Jamwa Ramgarh (ST)	BJP	20,04,242	1,04,850	3,31,940	40,00,000 40 Lacs+	24,41,032 24 Lacs+	15,58,968 15 Lacs+	61%
83	Sandeep Sharma	Kota	Kota South	BJP	12,63,998	11,70,088	4,640	40,00,000 40 Lacs+	24,38,726 24 Lacs+	15,61,274 15 Lacs+	61%
84	Chetan Patel Kolana	Kota	Pipalda	INC	24,32,748	0	0	40,00,000 40 Lacs+	24,32,748 24 Lacs+	15,67,252 15 Lacs+	61%
85	Jawaharsingh Bedham	Bharatpur	Nagar	BJP	20,19,764	1,86,200	2,20,195	40,00,000 40 Lacs+	24,26,159 24 Lacs+	15,73,841 15 Lacs+	61%
86	Hansraj Patel	Jaipur	Kotputli	BJP	19,82,755	0	4,36,470	40,00,000 40 Lacs+	24,19,225 24 Lacs+	15,80,775 15 Lacs+	60%
87	Vasudev Devnani	Ajmer	Ajmer North	BJP	15,97,923	5,83,457	2,28,670	40,00,000 40 Lacs+	24,10,051 24 Lacs+	15,89,949 15 Lacs+	60%
88	Gopal Lal Sharma	Bhilwara	Mandalgarh	BJP	21,95,524	1,78,216	0	40,00,000 40 Lacs+	23,73,740 23 Lacs+	16,26,260 16 Lacs+	59%
89	Amritlal Meena	Udaipur	Salumber (ST)	BJP	19,40,065	4,32,718	0	40,00,000 40 Lacs+	23,72,783 23 Lacs+	16,27,217 16 Lacs+	59%
90	Jogeshwar Garg	Jalore	Jalore (SC)	BJP	23,52,779	0	0	40,00,000 40 Lacs+	23,52,779 23 Lacs+	16,47,221 16 Lacs+	59%
91	Virendra Singh	Ajmer	Masuda	BJP	20,66,895	1,04,850	1,76,100	40,00,000 40 Lacs+	23,47,845 23 Lacs+	16,52,155 16 Lacs+	59%
92	Gopichand Meena	Bhilwara	Jahazpur	BJP	19,93,038	3,28,165	14,400	40,00,000 40 Lacs+	23,35,603 23 Lacs+	16,64,397 16 Lacs+	58%
93	Lalaram Bairwa	Bhilwara	Shahpura (SC)	BJP	20,05,000	3,28,165	0	40,00,000 40 Lacs+	23,33,165 23 Lacs+	16,66,835 16 Lacs+	58%
94	Harlal Saharan	Churu	Churu	BJP	20,50,346	1,01,080	1,53,470	40,00,000 40 Lacs+	23,04,896 23 Lacs+	16,95,104 16 Lacs+	58%

Data in this Kit is presented in good faith, with an intention to inform voters. MLAs' Election Expenditure affidavits from the CEO Website (<https://ceorajasthan.nic.in/>) is the source of this analysis. Website:- www.adrindia.org, www.myneta.info

S.No.	Name	District	Constituency	Party	Expenditure incurred by MLA			Expense Limit (Rs.)	Total expenses incurred (Rs.)	Difference between Total Expense incurred and Expense Limit (Rs.)	% of limit reached
					MLA/ election agent (Rs.)	Political Party (Rs.)	Any other association/ body of persons/ individual (Rs.)				
95	Tarachand Jain	Udaipur	Udaipur	BJP	14,98,997	3,07,233	4,61,584	40,00,000 40 Lacs+	22,67,715 22 Lacs+	17,32,285 17 Lacs+	57%
96	Shatrughan Gautam	Ajmer	Kekri	BJP	22,58,643	0	0	40,00,000 40 Lacs+	22,58,643 22 Lacs+	17,41,357 17 Lacs+	56%
97	Radheyshyam Bairwa	Baran	Baran Atru (SC)	BJP	20,33,996	2,16,466	8,160	40,00,000 40 Lacs+	22,58,622 22 Lacs+	17,41,378 17 Lacs+	56%
98	Surendra Singh Rathore	Rajsamand	Kumbhalgarh	BJP	17,55,157	0	4,84,910	40,00,000 40 Lacs+	22,40,068 22 Lacs+	17,59,932 17 Lacs+	56%
99	Siddhi Kumari	Bikaner	Bikaner East	BJP	12,93,046	1,04,850	8,34,740	40,00,000 40 Lacs+	22,32,636 22 Lacs+	17,67,364 17 Lacs+	56%
100	Arun Choudhary	Barmer	Pachpadra	BJP	15,91,329	4,28,990	2,10,500	40,00,000 40 Lacs+	22,30,819 22 Lacs+	17,69,181 17 Lacs+	56%
101	Dr. Ritu Banawat	Bharatpur	Bayana (SC)	IND	19,22,868	0	3,06,050	40,00,000 40 Lacs+	22,28,918 22 Lacs+	17,71,082 17 Lacs+	56%
102	Kailash Chandra Meena	Banswara	Garhi (ST)	BJP	16,00,483	1,67,644	4,58,334	40,00,000 40 Lacs+	22,26,461 22 Lacs+	17,73,539 17 Lacs+	56%
103	Pabba Ram Bishnoi	Jodhpur	Phalodi	BJP	21,02,403	1,04,850	0	40,00,000 40 Lacs+	22,07,303 22 Lacs+	17,92,697 17 Lacs+	55%
104	Jagat Singh	Bharatpur	Nadbai	BJP	17,11,918	2,91,050	2,03,963	40,00,000 40 Lacs+	22,06,931 22 Lacs+	17,93,069 17 Lacs+	55%
105	Jiva Ram Choudhary	Jalore	Sanchore	IND	18,90,265	0	2,81,100	40,00,000 40 Lacs+	21,71,365 21 Lacs+	18,28,635 18 Lacs+	54%
106	Dr. Shikha Meel Barala	Jaipur	Chomu	INC	21,45,702	11,440	13,800	40,00,000 40 Lacs+	21,70,942 21 Lacs+	18,29,058 18 Lacs+	54%
107	Vikram Singh Jakhhal	Jhunjhunu	Nawalgarh	BJP	20,65,377	1,04,850	0	40,00,000 40 Lacs+	21,70,227 21 Lacs+	18,29,773 18 Lacs+	54%
108	Vidhyadhar Singh	Jaipur	Phulera	INC	21,55,822	0	12,100	40,00,000 40 Lacs+	21,67,922 21 Lacs+	18,32,078 18 Lacs+	54%

Data in this Kit is presented in good faith, with an intention to inform voters. MLAs' Election Expenditure affidavits from the CEO Website (<https://ceorajasthan.nic.in/>) is the source of this analysis. Website:- www.adrindia.org, www.myneta.info

S.No.	Name	District	Constituency	Party	Expenditure incurred by MLA			Expense Limit (Rs.)	Total expenses incurred (Rs.)	Difference between Total Expense incurred and Expense Limit (Rs.)	% of limit reached
					MLA/ election agent (Rs.)	Political Party (Rs.)	Any other association/ body of persons/ individual (Rs.)				
109	Nanalal Ninama	Banswara	Ghatol (ST)	INC	10,44,806	5,16,255	5,94,540	40,00,000 40 Lacs+	21,55,601 21 Lacs+	18,44,399 18 Lacs+	54%
110	Jitendra Kumar Gothwal	Sawaimadhopur	Khandar (SC)	BJP	20,49,647	1,04,850	0	40,00,000 40 Lacs+	21,54,497 21 Lacs+	18,45,503 18 Lacs+	54%
111	Rohit Bohra	Dholpur	Rajakhera	INC	18,13,423	3,40,850	0	40,00,000 40 Lacs+	21,54,273 21 Lacs+	18,45,727 18 Lacs+	54%
112	Gautam Kumar	Chittorgarh	Bari Sadri	BJP	20,33,353	1,04,850	0	40,00,000 40 Lacs+	21,38,204 21 Lacs+	18,61,796 18 Lacs+	53%
113	Shanker Singh Rawat	Ajmer	Beawar	BJP	20,22,136	0	1,01,363	40,00,000 40 Lacs+	21,23,499 21 Lacs+	18,76,501 18 Lacs+	53%
114	Lalit Yadav	Alwar	Mundawar	INC	21,11,422	0	0	40,00,000 40 Lacs+	21,11,424 21 Lacs+	18,88,576 18 Lacs+	53%
115	Harisingh Rawat S/O Panna Singh	Rajsamand	Bhim	BJP	17,37,501	3,06,358	66,000	40,00,000 40 Lacs+	21,09,859 21 Lacs+	18,90,141 18 Lacs+	53%
116	Dr. Jaswant Singh Yadav	Alwar	Behror	BJP	16,69,157	1,19,010	3,19,231	40,00,000 40 Lacs+	21,07,398 21 Lacs+	18,92,602 18 Lacs+	53%
117	Jhabar Singh Kharra	Sikar	Srimadhapur	BJP	19,74,403	1,04,850	12,548	40,00,000 40 Lacs+	20,91,801 20 Lacs+	19,08,199 19 Lacs+	52%
118	Devendra Joshi	Jodhpur	Soorsagar	BJP	18,20,978	1,04,850	1,43,700	40,00,000 40 Lacs+	20,69,528 20 Lacs+	19,30,472 19 Lacs+	52%
119	Jabbar Singh Sankhala	Bhilwara	Asind	BJP	18,80,513	1,78,215	0	40,00,000 40 Lacs+	20,58,728 20 Lacs+	19,41,272 19 Lacs+	51%
120	Bhera Ram Choudhary (Siyol)	Jodhpur	Osian	BJP	19,45,651	1,04,850	0	40,00,000 40 Lacs+	20,50,501 20 Lacs+	19,49,499 19 Lacs+	51%
121	Devi Singh Shekhawat	Alwar	Bansur	BJP	7,21,687	3,17,169	10,08,245	40,00,000 40 Lacs+	20,47,101 20 Lacs+	19,52,899 19 Lacs+	51%
122	Ladu Lal Pitliya	Bhilwara	Sahara	BJP	5,62,758	8,54,945	6,18,590	40,00,000 40 Lacs+	20,36,293 20 Lacs+	19,63,707 19 Lacs+	51%

Data in this Kit is presented in good faith, with an intention to inform voters. MLAs' Election Expenditure affidavits from the CEO Website (<https://ceorajasthan.nic.in/>) is the source of this analysis. Website:- www.adrindia.org, www.myneta.info

S.No.	Name	District	Constituency	Party	Expenditure incurred by MLA			Expense Limit (Rs.)	Total expenses incurred (Rs.)	Difference between Total Expense incurred and Expense Limit (Rs.)	% of limit reached
					MLA/ election agent (Rs.)	Political Party (Rs.)	Any other association/ body of persons/ individual (Rs.)				
123	Kanwarlal	Baran	Anta	BJP	17,15,989	2,28,856	90,700	40,00,000 40 Lacs+	20,35,545 20 Lacs+	19,64,455 19 Lacs+	51%
124	Anita Jatav	Karauli	Hindaun (SC)	INC	11,24,522	0	8,95,467	40,00,000 40 Lacs+	20,19,989 20 Lacs+	19,80,011 19 Lacs+	50%
125	Kaluram	Jhalawar	Dag (SC)	BJP	14,89,944	5,29,343	0	40,00,000 40 Lacs+	20,19,287 20 Lacs+	19,80,713 19 Lacs+	50%
126	Tarachand	Bikaner	Dungargarh	BJP	20,19,277	0	0	40,00,000 40 Lacs+	20,19,277 20 Lacs+	19,80,723 19 Lacs+	50%
127	Hemant Meena	Pratapgarh	Pratapgarh (ST)	BJP	12,97,563	1,04,850	5,90,166	40,00,000 40 Lacs+	19,92,579 19 Lacs+	20,07,421 20 Lacs+	50%
128	Deepti Kiran Maheshwari	Rajsamand	Rajsamand	BJP	13,18,344	3,06,125	3,66,579	40,00,000 40 Lacs+	19,91,048 19 Lacs+	20,08,952 20 Lacs+	50%
129	Shrichand Kriplani	Chittorgarh	Nimbahera	BJP	8,15,420	1,04,850	10,55,771	40,00,000 40 Lacs+	19,76,101 19 Lacs+	20,23,899 20 Lacs+	49%
130	Ganeshraj Bansal	Hanumangarh	Hanumangarh	IND	19,70,985	0	0	40,00,000 40 Lacs+	19,70,985 19 Lacs+	20,29,015 20 Lacs+	49%
131	Dr. Suresh Dhakar	Chittorgarh	Begun	BJP	4,07,501	1,04,850	14,57,029	40,00,000 40 Lacs+	19,69,380 19 Lacs+	20,30,620 20 Lacs+	49%
132	Virendra Singh	Sikar	Danta Ramgarh	INC	10,07,396	0	9,55,712	40,00,000 40 Lacs+	19,63,108 19 Lacs+	20,36,892 20 Lacs+	49%
133	Jogaram Patel	Jodhpur	Luni	BJP	10,59,330	2,61,450	6,22,585	40,00,000 40 Lacs+	19,43,365 19 Lacs+	20,56,635 20 Lacs+	49%
134	Gurveer Singh	Ganganagar	Sadulshahar	BJP	13,97,731	2,90,210	2,49,769	40,00,000 40 Lacs+	19,37,710 19 Lacs+	20,62,290 20 Lacs+	48%
135	Krishan Kumar Vishnoi (K.K. Vishnoi)	Barmer	Gudha Malani	BJP	15,40,006	2,36,000	1,49,050	40,00,000 40 Lacs+	19,25,056 19 Lacs+	20,74,944 20 Lacs+	48%
136	Ghanshyam	Karauli	Todabhim (ST)	INC	19,02,305	0	0	40,00,000 40 Lacs+	**19,02,305 19 Lacs+	20,97,695 20 Lacs+	48%

Data in this Kit is presented in good faith, with an intention to inform voters. MLAs' Election Expenditure affidavits from the CEO Website (<https://ceorajasthan.nic.in/>) is the source of this analysis. Website:- www.adrindia.org, www.myneta.info

S.No.	Name	District	Constituency	Party	Expenditure incurred by MLA			Expense Limit (Rs.)	Total expenses incurred (Rs.)	Difference between Total Expense incurred and Expense Limit (Rs.)	% of limit reached
					MLA/ election agent (Rs.)	Political Party (Rs.)	Any other association/ body of persons/ individual (Rs.)				
137	Amin Kagzi	Jaipur	Kishan Pole	INC	18,35,166	0	61,001	40,00,000 40 Lacs+	18,96,167 18 Lacs+	21,03,833 21 Lacs+	47%
138	Rajendra Pareek	Sikar	Sikar	INC	15,72,857	0	3,21,902	40,00,000 40 Lacs+	18,94,759 18 Lacs+	21,05,241 21 Lacs+	47%
139	Harendra Mirdha	Nagaur	Nagaur	INC	18,91,025	0	0	40,00,000 40 Lacs+	**18,91,025 18 Lacs+	21,08,975 21 Lacs+	47%
140	Gajendra Singh	Jodhpur	Lohawat	BJP	17,83,849	1,04,850	0	40,00,000 40 Lacs+	18,88,699 18 Lacs+	21,11,301 21 Lacs+	47%
141	Mukesh Bhakar	Nagaur	Ladnun	INC	12,01,883	20,000	6,58,355	40,00,000 40 Lacs+	18,80,238 18 Lacs+	21,19,762 21 Lacs+	47%
142	Govind Singh Dotasra	Sikar	Lachhmangarh	INC	10,09,069	3,38,350	5,28,850	40,00,000 40 Lacs+	18,76,269 18 Lacs+	21,23,731 21 Lacs+	47%
143	Ratan Devasi	Jalore	Raniwara	INC	18,58,997	0	99,300	40,00,000 40 Lacs+	18,58,997 18 Lacs+	21,41,003 21 Lacs+	46%
144	Pushpendra Singh	Pali	Bali	BJP	11,75,654	3,01,500	3,56,375	40,00,000 40 Lacs+	18,33,530 18 Lacs+	21,66,470 21 Lacs+	46%
145	Brijendra Singh Ola	Jhunjhunu	Jhunjhunu	INC	17,04,852	1,26,060	0	40,00,000 40 Lacs+	18,30,912 18 Lacs+	21,69,088 21 Lacs+	46%
146	Mahant Balak Nath	Alwar	Tijara	BJP	11,35,245	1,04,850	5,66,623	40,00,000 40 Lacs+	18,06,718 18 Lacs+	21,93,282 21 Lacs+	45%
147	Ajay Singh	Nagaur	Degana	BJP	12,66,354	5,01,801	0	40,00,000 40 Lacs+	17,68,300 17 Lacs+	22,31,700 22 Lacs+	44%
148	Amit Chachan	Hanumangarh	Nohar	INC	17,67,695	0	0	40,00,000 40 Lacs+	17,67,695 17 Lacs+	22,32,305 22 Lacs+	44%
149	Vasundhara Raje	Jhalawar	Jhalrapatan	BJP	15,28,594	2,28,856	0	40,00,000 40 Lacs+	17,57,450 17 Lacs+	22,42,550 22 Lacs+	44%
150	Suresh Modi	Sikar	Neem Ka Thana	INC	14,57,067	0	2,95,310	40,00,000 40 Lacs+	17,52,377 17 Lacs+	22,47,623 22 Lacs+	44%

Data in this Kit is presented in good faith, with an intention to inform voters. MLAs' Election Expenditure affidavits from the CEO Website (<https://ceorajasthan.nic.in/>) is the source of this analysis. Website:- www.adrindia.org, www.myneta.info

S.No.	Name	District	Constituency	Party	Expenditure incurred by MLA			Expense Limit (Rs.)	Total expenses incurred (Rs.)	Difference between Total Expense incurred and Expense Limit (Rs.)	% of limit reached
					MLA/ election agent (Rs.)	Political Party (Rs.)	Any other association/ body of persons/ individual (Rs.)				
151	Hanuman Beniwal	Nagaur	Khinwsar	Rashtriya Loktantrik Party	4,92,849	1,94,177	10,43,802	40,00,000 40 Lacs+	17,30,828 17 Lacs+	22,69,172 22 Lacs+	43%
152	Prashant Sharma	Jaipur	Amber	INC	17,28,050	0	0	40,00,000 40 Lacs+	17,28,050 17 Lacs+	22,71,950 22 Lacs+	43%
153	Dr. Shailesh Singh	Bharatpur	Deeg-Kumher	BJP	7,99,661	6,35,020	2,75,128	40,00,000 40 Lacs+	17,09,809 17 Lacs+	22,90,191 22 Lacs+	43%
154	Babulal Kharadi	Udaipur	Jhadol (ST)	BJP	11,54,023	5,37,568	8,739	40,00,000 40 Lacs+	17,00,330 17 Lacs+	22,99,670 22 Lacs+	43%
155	Shimla Devi	Ganganagar	Anupgarh (SC)	INC	14,84,975	18,500	1,91,200	40,00,000 40 Lacs+	16,94,675 16 Lacs+	23,05,325 23 Lacs+	42%
156	Phool Singh Meena	Udaipur	Udaipur Rural (ST)	BJP	8,02,876	2,98,294	5,85,095	40,00,000 40 Lacs+	16,86,255 16 Lacs+	23,13,745 23 Lacs+	42%
157	Ashok	Bundi	Hindoli	INC	16,50,328	0	0	40,00,000 40 Lacs+	16,50,328 16 Lacs+	23,49,672 23 Lacs+	41%
158	Harish Chaudhary	Barmer	Baytoo	INC	15,15,225	0	1,34,475	40,00,000 40 Lacs+	16,49,701 16 Lacs+	23,50,299 23 Lacs+	41%
159	Rajkumar Roat	Dungarpur	Chorasi (ST)	Bharat Adivasi Party	10,72,879	94,825	4,78,050	40,00,000 40 Lacs+	16,45,754 16 Lacs+	23,54,246 23 Lacs+	41%
160	Diya Kumari	Jaipur	Vidhyadhar Nagar	BJP	5,17,462	1,04,850	10,14,347	40,00,000 40 Lacs+	16,36,659 16 Lacs+	23,63,341 23 Lacs+	41%
161	Sharwan Kumar	Jhunjhunu	Surajgarh	INC	15,92,018	0	0	40,00,000 40 Lacs+	15,92,018 15 Lacs+	24,07,982 24 Lacs+	40%
162	Bhagawana Ram Saini	Jhunjhunu	Udaipurwati	INC	15,21,198	68,500	0	40,00,000 40 Lacs+	15,89,698 15 Lacs+	24,10,302 24 Lacs+	40%
163	Narendra Budania	Churu	Taranagar	INC	10,60,820	28,370	4,99,346	40,00,000 40 Lacs+	15,88,536 15 Lacs+	24,11,464 24 Lacs+	40%
164	Vikash Choudhary	Ajmer	Kishangarh	INC	9,48,720	0	6,23,972	40,00,000 40 Lacs+	15,72,692 15 Lacs+	24,27,308 24 Lacs+	39%

Data in this Kit is presented in good faith, with an intention to inform voters. MLAs' Election Expenditure affidavits from the CEO Website (<https://ceorajasthan.nic.in/>) is the source of this analysis. Website:- www.adrindia.org, www.myneta.info

S.No.	Name	District	Constituency	Party	Expenditure incurred by MLA			Expense Limit (Rs.)	Total expenses incurred (Rs.)	Difference between Total Expense incurred and Expense Limit (Rs.)	% of limit reached
					MLA/ election agent (Rs.)	Political Party (Rs.)	Any other association/ body of persons/ individual (Rs.)				
165	Anshuman Singh Bhati	Bikaner	Kolayat	BJP	12,69,560	1,04,850	1,79,956	40,00,000 40 Lacs+	15,54,366 15 Lacs+	24,45,634 24 Lacs+	39%
166	Dr. Prem Chand Bairwa	Jaipur	Dudu (SC)	BJP	10,73,317	1,04,850	3,19,740	40,00,000 40 Lacs+	14,97,907 14 Lacs+	25,02,093 25 Lacs+	37%
167	Anita Bhadel	Ajmer	Ajmer South (SC)	BJP	8,46,141	4,87,607	1,53,512	40,00,000 40 Lacs+	14,87,260 14 Lacs+	25,12,740 25 Lacs+	37%
168	Babu Singh Rathor	Jodhpur	Shergarh	BJP	0	14,76,965	0	40,00,000 40 Lacs+	14,76,965 14 Lacs+	25,23,035 25 Lacs+	37%
169	Indra	Sawaimadhopur	Bamanwas (ST)	INC	14,68,078	0	0	40,00,000 40 Lacs+	14,68,078 14 Lacs+	25,31,922 25 Lacs+	37%
170	Anil Kumar Sharma	Churu	Sardarshahar	INC	7,18,082	2,28,876	5,16,433	40,00,000 40 Lacs+	14,63,391 14 Lacs+	25,36,609 25 Lacs+	37%
171	Sanjeev Kumar	Hanumangarh	Bhadra	BJP	7,79,761	2,20,855	4,51,700	40,00,000 40 Lacs+	14,52,316 14 Lacs+	25,47,684 25 Lacs+	36%
172	Pitram Singh Kala	Jhunjhunu	Pilani (SC)	INC	9,88,382	4,59,460	155	40,00,000 40 Lacs+	14,47,997 14 Lacs+	25,52,003 25 Lacs+	36%
173	Sumit Godara	Bikaner	Lunkaransar	BJP	11,70,693	1,04,850	1,63,130	40,00,000 40 Lacs+	14,38,673 14 Lacs+	25,61,327 25 Lacs+	36%
174	Dharpal	Jhunjhunu	Khetri	BJP	12,00,871	28,705	1,62,700	40,00,000 40 Lacs+	13,92,276 13 Lacs+	26,07,724 26 Lacs+	35%
175	Abhimanyu	Hanumangarh	Sangaria	INC	12,000	13,75,728	0	40,00,000 40 Lacs+	13,87,728 13 Lacs+	26,12,272 26 Lacs+	35%
176	Pushkar Lal Dangi	Udaipur	Mavli	INC	13,83,697	0	0	40,00,000 40 Lacs+	**13,83,697 13 Lacs+	26,16,303 26 Lacs+	35%
177	Kumari Rita Chaudhary	Jhunjhunu	Mandawa	INC	3,10,100	0	9,96,876	40,00,000 40 Lacs+	13,06,976 13 Lacs+	26,93,024 26 Lacs+	33%
178	Sachin Pilot	Tonk	Tonk	INC	9,89,314	0	3,14,650	40,00,000 40 Lacs+	13,03,964 13 Lacs+	26,96,036 26 Lacs+	33%

Data in this Kit is presented in good faith, with an intention to inform voters. MLAs' Election Expenditure affidavits from the CEO Website (<https://ceorajasthan.nic.in/>) is the source of this analysis. Website:- www.adrindia.org, www.myneta.info

S.No.	Name	District	Constituency	Party	Expenditure incurred by MLA			Expense Limit (Rs.)	Total expenses incurred (Rs.)	Difference between Total Expense incurred and Expense Limit (Rs.)	% of limit reached
					MLA/ election agent (Rs.)	Political Party (Rs.)	Any other association/ body of persons/ individual (Rs.)				
179	Jaswant Singh Gurjar	Dholpur	Bari	BSP	12,69,797	0	0	40,00,000 40 Lacs+	12,69,797 12 Lacs+	27,30,203 27 Lacs+	32%
180	Poosaram Godara	Churu	Ratangarh	INC	10,17,408	47,910	1,95,748	40,00,000 40 Lacs+	12,61,066 12 Lacs+	27,38,934 27 Lacs+	32%
181	Atul Bhansali	Jodhpur	Jodhpur	BJP	7,32,099	1,04,850	4,10,993	40,00,000 40 Lacs+	12,47,942 12 Lacs+	27,52,058 27 Lacs+	31%
182	Ashok Kumar Kothari	Bhilwara	Bhilwara	IND	8,85,443	0	3,38,979	40,00,000 40 Lacs+	12,24,422 12 Lacs+	27,75,578 27 Lacs+	31%
183	Umesh Meena	Dungarpur	Aspur (ST)	Bharat Adivasi Party	11,87,609	0	0	40,00,000 40 Lacs+	11,87,209 11 Lacs+	28,12,791 28 Lacs+	30%
184	Deepchand Khairiya	Alwar	Kishangarh Bas	INC	9,55,456	0	2,26,485	40,00,000 40 Lacs+	11,81,941 11 Lacs+	28,18,059 28 Lacs+	30%
185	Kanhaiyalal	Tonk	Malpura	BJP	10,73,589	1,04,850	0	40,00,000 40 Lacs+	11,78,439 11 Lacs+	28,21,561 28 Lacs+	29%
186	Pratap Lal Bheel	Udaipur	Gogunda (ST)	BJP	8,18,411	2,99,550	56,847	40,00,000 40 Lacs+	11,74,808 11 Lacs+	28,25,192 28 Lacs+	29%
187	Mangelal Meena	Alwar	Rajgarh-Laxmangarh (ST)	INC	11,70,932	0	0	40,00,000 40 Lacs+	11,70,932 11 Lacs+	28,29,068 28 Lacs+	29%
188	Ravindra Singh Bhati	Barmer	Sheo	IND	3,09,510	0	8,47,228	40,00,000 40 Lacs+	11,56,738 11 Lacs+	28,43,262 28 Lacs+	29%
189	Thavar Chand	Pratapgarh	Dhariawad (ST)	Bharat Adivasi Party	10,80,362	0	44,100	40,00,000 40 Lacs+	11,24,462 11 Lacs+	28,75,538 28 Lacs+	28%
190	Dr. Dayaram Parmar	Udaipur	Kherwara (ST)	INC	8,73,544	1,09,329	73,500	40,00,000 40 Lacs+	10,56,373 10 Lacs+	29,43,627 29 Lacs+	26%
191	Kuldeep	Jaipur	Viratnagar	BJP	1,64,860	0	8,81,098	40,00,000 40 Lacs+	10,45,958 10 Lacs+	29,54,042 29 Lacs+	26%
192	Harish Chandra Meena	Tonk	Deoli-Uniara	INC	6,62,028	0	3,72,600	40,00,000 40 Lacs+	10,34,628 10 Lacs+	29,65,372 29 Lacs+	26%

Data in this Kit is presented in good faith, with an intention to inform voters. MLAs' Election Expenditure affidavits from the CEO Website (<https://ceorajasthan.nic.in/>) is the source of this analysis. Website:- www.adrindia.org, www.myneta.info

S.No.	Name	District	Constituency	Party	Expenditure incurred by MLA			Expense Limit (Rs.)	Total expenses incurred (Rs.)	Difference between Total Expense incurred and Expense Limit (Rs.)	% of limit reached
					MLA/ election agent (Rs.)	Political Party (Rs.)	Any other association/ body of persons/ individual (Rs.)				
193	Ramniwas Gawriya	Nagaur	Parbatsar	INC	10,28,333	0	0	40,00,000 40 Lacs+	10,28,333 10 Lacs+	29,71,667 29 Lacs+	26%
194	Kirodi Lal	Sawaimadhopur	Sawai Madhopur	BJP	5,19,555	1,04,850	3,50,810	40,00,000 40 Lacs+	9,75,215 9 Lacs+	30,24,785 30 Lacs+	24%
195	Subhash Meel	Sikar	Khandela	BJP	9,04,770	0	0	40,00,000 40 Lacs+	9,04,770 9 Lacs+	30,95,230 30 Lacs+	23%
196	Dr. Priyanka Chowdhary	Barmer	Barmer	IND	7,49,060	0	1,25,263	40,00,000 40 Lacs+	8,74,333 8 Lacs+	31,25,667 31 Lacs+	22%
197	Zubair Khan	Alwar	Ramgarh	INC	6,73,767	1,30,801	20,475	40,00,000 40 Lacs+	8,25,043 8 Lacs+	31,74,957 31 Lacs+	21%
198	Pratap Singh Singhvi	Baran	Chhabra	BJP	2,68,992	3,13,700	7,200	40,00,000 40 Lacs+	5,89,892 5 Lacs+	34,10,108 34 Lacs+	15%
199	Manoj Kumar S/O Swai Singh	Churu	Sadulpur	BSP	2,24,245	0	3,60,600	40,00,000 40 Lacs+	5,84,845 5 Lacs+	34,15,155 34 Lacs+	15%

Table: Election expenses declared by MLAs in Rajasthan Assembly Elections, 2023: Full Details

***on total expenses value indicates that the MLA has not provided the total in their expenditure affidavits, it has been calculated on the basis of details provided by them in the same*

Upgraded MyNeta App

Association for Democratic Reforms and National Election Watch present

THE UPGRADED MYNETA APP

DOWNLOAD TODAY!

And be a part of our **#MeraVoteMeraDesh** Campaign

Visit our website:
www.adrindia.org
www.myneta.info

Data in this Kit is presented in good faith, with an intention to inform voters. MLAs' Election Expenditure affidavits from the CEO Website (<https://ceorajasthan.nic.in/>) is the source of this analysis. Website:- www.adrindia.org, www.myneta.info

Donate to ADR

We need your help to support our #MeraVoteMeraDesh campaign for upcoming State Assembly and Lok Sabha Elections. The campaign aims to eradicate corruption & criminalization in the political process, empower the voters through greater dissemination of information on the candidates and the parties.

You can contribute to us using the following QR Code or access the link on our website [here](#).



ADR Speaks Podcast

ADR Speaks is a podcast series on issues related to electoral & political reforms. It focuses on the findings of ADR reports analysing background details of candidates, sources of political parties' income, election expenditure, Electoral Bonds etc. In these episodes, ADR breaks down key findings of its reports for simple understanding & accessibility to the general public, enabling them to make an informed choice. ADR podcast will also host discussions with experts, research scholars, public intellectuals, former election officials etc. on issues concerning India's democratic politics. [Please click on the icon to access the episodes on ADR website.](#)



Listen to Our Podcast on



Other platforms



To Get Information About Candidates/Parties/MPs/MLAs/Corporators/PILs in courts

Journalist Helpline no: **8010394248**
Subscribe to ADR on **WhatsApp**
for updates: **7840067840**

Visit: **www.myneta.info, www.adrindia.org**
Email: **adr@adrindia.org**

To contact ADR State Partners, visit:
https://adrindia.org/about-adr/state-coordinators

Social Media

/myneta.info /adr.new @adrspeaks /adrspeaks /adrspeaks
 <https://www.linkedin.com/company/association-for-democratic-reforms/>

Our Websites

www.adrindia.org
Provides detailed analytical reports of Lok Sabha, State Assemblies, local body elections & financial reports of political parties & ongoing PILs in courts

www.myneta.info
Provides full information of criminal cases, asset, liability and education details declared by candidates in the self sworn affidavits

Android Apps

Myneta: The criminal, financial, educational & other background information self declared by candidates in their affidavits during elections is now available on your mobile phones.

Election Watch Reporter: This app provides a tool to the citizens to capture violations of election related laws & the code of conduct.

Both the applications are available on Google Play Store

Office Address

Association for Democratic Reforms
T-95, CL House, Second Floor,
Near Gulmohar Commercial Complex, Gautam Nagar,
Landmark: Green Park Metro Station (GN exit),
New Delhi-110 049,
Tel.: 011- 41654200, Fax: 011 - 46094248

Contact Details

Rajasthan Election Watch

<p>Mr. Nikhil Dey State Co-ordinator +91-94140-04180 nikhildey@gmail.com</p>	<p>Mr. Kamal Tak State Co-ordinator +91-94134-57292 rajelection0@gmail.com, kamalrti@gmail.com</p>
--	---

Association for Democratic Reforms/National Election Watch

<p>Media and Journalist Helpline</p> <p>+91 80103 94248 Email: adr@adrindia.org</p>	<p>Maj.Gen. Anil Verma (Retd) Head Association for Democratic Reforms, National Election Watch 011 4165 4200, +91 87997 18472 adr@adrindia.org, anilverma@adrindia.org</p>	<p>Prof Jagdeep Chhokar IIM Ahmedabad (Retd.) Founder Member, Association for Democratic Reforms, National Election Watch jchhokar@gmail.com</p>	<p>Prof Trilochan Sastry IIM Bangalore Founder Member, Association for Democratic Reforms, National Election Watch +91 94483 53285 tsastry@gmail.com</p>
--	--	---	--

DISCLAIMER

All information about MLAs, in this report has been taken from the election expenditure statements filed by them and submitted to the Chief Electoral Officer, Rajasthan. **ADR does not add or subtract any information, unless the EC changes the data. In particular, no unverified information from any other source is used.** Copies of election expenditure statements were obtained from the CEO's website (<https://ceorajasthan.nic.in/>). While all efforts have been made to ensure that the information is in keeping with what is mentioned in the election expenditure statements, in case of discrepancy between information in this report and that given in the election expenditure statements, the information reported in the election expenditure statements filed by MLAs should be treated as correct. Association for Democratic Reforms, Rajasthan Election Watch and their volunteers are not responsible or liable for any damage arising directly or indirectly from the publication of this report.

Data in this Kit is presented in good faith, with an intention to inform voters. MLAs' Election Expenditure affidavits from the CEO Website (<https://ceorajasthan.nic.in/>) is the source of this analysis. Website:- www.adrindia.org, www.myneta.info