

17th February, 2025

Press Release

Jharkhand Assembly Elections 2024

Analysis of Election Expenditure Statements of MLAs

Association for Democratic Reforms

T-95, C.L. House, 2nd Floor,
Near Gulmohar Commercial Complex
Gautam Nagar,
New Delhi-110 049
Phone: +91-011-4165-4200
Email: adr@adrindia.org

Contents

JHARKHAND ASSEMBLY ELECTIONS 2024.....	1
ANALYSIS OF ELECTION EXPENDITURE STATEMENTS OF MLAs JHARKHAND ASSEMBLY ELECTIONS, 2024.....	4
SUMMARY AND HIGHLIGHTS OF ELECTION EXPENSES OF MLAs FROM THE JHARKHAND ASSEMBLY 2024 ELECTIONS.....	5
1. LESS THAN 50% OF THE LIMIT:.....	5
2. AVERAGE ELECTION EXPENSES:.....	5
3. PARTY-WISE AVERAGE ELECTION EXPENSES.....	5
4. TOP 3 MLAs WITH HIGHEST ELECTION EXPENSES.....	6
5. MLAs WITH LOWEST ELECTION EXPENSES.....	7
6. EXPENSE ON PUBLIC MEETING, RALLY, AND PROCESSIONS WITH STAR CAMPAIGNERS (OTHER THAN THOSE FOR GENERAL PARTY PROPAGANDA).....	7
7. EXPENSE ON PUBLIC MEETING, RALLY, AND PROCESSIONS WITHOUT STAR CAMPAIGNERS (OTHER THAN THE ONES WITH STAR CAMPAIGNERS OF THE POLITICAL PARTY).....	7
8. EXPENSE ON CAMPAIGNING THROUGH ELECTRONIC/PRINT MEDIA.....	7
9. EXPENSE ON CAMPAIGN WORKERS.....	7
10. EXPENSE ON CAMPAIGN MATERIALS.....	7
11. EXPENSE ON CAMPAIGN VEHICLES.....	8
12. EXPENSE ON VIRTUAL CAMPAIGN.....	8
13. EXPENSE ON PUBLISHING OF DECLARATION REGARDING CRIMINAL CASES:.....	8
14. PARTY-WISE AVERAGE ELECTION EXPENSES ON PUBLIC MEETINGS, PROCESSIONS ETC. WITH STAR CAMPAIGNERS.....	10
15. PARTY-WISE AVERAGE ELECTION EXPENSES ON PUBLIC MEETINGS, PROCESSIONS ETC. WITHOUT STAR CAMPAIGNERS (OTHER THAN THE ONES WITH STAR CAMPAIGNERS OF THE POLITICAL PARTY).....	12
16. PARTY WISE AVERAGE ELECTION EXPENSE OF MLAs ON CAMPAIGN MATERIALS.....	14

Data in this Kit is presented in good faith, with an intention to inform voters. MLAs' Election Expenditure affidavits from the CEO Website (<https://ceo.jharkhand.gov.in/>) is the source of this analysis. Website:- www.adrindia.org, www.myneta.info

17. PARTY WISE AVERAGE ELECTION EXPENSE OF MLAs ON ELECTRONIC MEDIA.....	15
18. PARTY WISE AVERAGE ELECTION EXPENSE OF MLAs ON CAMPAIGN VEHICLES.....	17
19. PARTY WISE AVERAGE ELECTION EXPENSE OF MLAs ON CAMPAIGN WORKERS.....	18
TOP 10 MLAs WITH HIGHEST DECLARED ELECTION EXPENSES IN 2024 JHARKHAND ASSEMBLY ELECTIONS.....	20
10 MLAs WITH LOWEST ELECTION EXPENSES DECLARED.....	21
SUMMARY AND HIGHLIGHTS OF FUNDS RAISED BY MLAs IN THE JHARKHAND ASSEMBLY 2024 ELECTIONS.....	22
1. PERCENTAGE BREAKDOWN OF FUNDS RECEIVED BY MLAs:.....	22
2. MLAs WHO RAISED FUNDS FROM POLITICAL PARTIES.....	22
3. MLAs WHO RAISED FUNDS THROUGH ANY PERSON/ COMPANY/ FIRM/ ASSOCIATIONS/ BODY OF PERSONS ETC AS LOAN, GIFT OR DONATION ETC.....	22
4. SELF-FUNDS USED FOR ELECTION CAMPAIGN.....	23
5. AVERAGE FUNDS RAISED FROM POLITICAL PARTIES (PARTY-WISE):.....	23
6. AVERAGE FUNDS RAISED THROUGH ANY PERSON/COMPANY/FIRM/ASSOCIATIONS/BODY OF PERSONS ETC AS LOAN, GIFT OR DONATION ETC (PARTY-WISE).....	23
AVERAGE SELF-FUNDS USED FOR ELECTION CAMPAIGN (PARTY-WISE).....	23
AVERAGE FUNDS RAISED FROM POLITICAL PARTIES (PARTY-WISE).....	24
AVERAGE FUNDS RAISED FROM OTHER SOURCES (PARTY-WISE).....	24
ELECTION EXPENSES DECLARED BY MLAs IN JHARKHAND ASSEMBLY ELECTIONS, 2024: FULL DETAILS.....	25
CONTACT DETAILS.....	34
DISCLAIMER.....	34

Analysis of Election Expenditure Statements of MLAs Jharkhand Assembly Elections, 2024

According to Section 78 of the Representation of the People Act, 1951, every contesting candidate has to lodge a true copy of his election expenses within 30 days from the date of declaration of result of election, with the District Election Officer in all States and Union Territories. Association for Democratic Reforms (ADR) and Jharkhand Election Watch have analysed all 81 election expenditure statements submitted after the Jharkhand Assembly Election 2024 for newly elected MLAs. The expenditure limit for the MLAs during the Jharkhand Assembly elections was **Rs. 40 lakhs**. These election expense documents include details of expenses on public meetings and processions, campaigning through electronic and print media, expense on campaign workers, expense on vehicles used, expense on virtual campaign, expense on publishing of declaration regarding criminal cases and expense on campaign materials.

Recommendations:

1. Each Winner is required to file his election expenditure statement within 30 days of the results of the elections, the deadline in case of the Jharkhand Assembly Elections being the 23rd December 2024. However, it was observed that the election expenditure statements of the Winners were not uploaded on the CEO/DEO's website till significantly after the deadline. **It is recommended that the Abstract Expenditure Statement (Annexure E2) of the MLAs is uploaded on the website of the CEO within 72 hours of the receipt of the statement.**
2. The deadline for filing an election petition against any Winner is 45 days after the declaration of the results. Generally, MLAs submit their election expenditure statements towards the end of the 30 days given for submission of the statements. This leaves 15 days for any common citizen to file an election petition against any Winner. The deadline for filing an election petition should be increased in order to give the citizens time to scrutinize the election expenditure statements of the MLAs and gather the relevant documents/proof etc. for the election petition.
3. As has been instated in the filing of affidavits during the elections, the MLAs should not be allowed to keep any field blank on the Abstract Election Expenditure statement (Annexure E2) and Schedule 1 to 11. The statements must be filled in a legible format and overwriting of amounts in the statement should be discouraged.

Summary and Highlights of Election Expenses of MLAs from the Jharkhand Assembly 2024 Elections

- 1. Less than 50% of the Limit:** The candidate expenditure limit for Jharkhand assembly elections 2024 was **Rs 40 lakhs**. Out of **81 MLAs** analysed, **31 (38%)** MLAs have declared election expenses less than **50%** of the expense limit in their constituency.
- 2. Average Election Expenses:** Based on the election expense declarations of **81 MLAs** from Jharkhand Assembly, the average amount of money spent by them in the elections is **Rs 22.05 lakhs, which is 55% of the expense limit**.
- 3. Party-wise Average Election Expenses:** The party wise average election expenses shows that the average spending for **34 MLAs** from **JMM** is **Rs.19.06 lakhs** (47.7% of the expense limit), for **21 MLAs** from **BJP** is **Rs.28.59 lakhs** (71.5% of the expense limit), for **16 MLAs** from **INC** is **Rs.21.74 lakhs** (54.4% of the expense limit), for **4 MLAs** from **RJD** is **Rs.17.60 lakhs** (44% of the expense limit), for **2 MLAs** from **CPI(ML)(L)** is **Rs.12.37 lakhs** (30.9% of the expense limit), for **1 MLA** from **JD(U)** is **Rs.29.64 lakhs** (74.1% of the expense limit), for **1 MLA** from **AJSU Party** is **Rs.21.05 lakhs** (52.6% of the expense limit), for **1 MLA** from **Lok Janshakti Party(Ram Vilas)** is **Rs.22.81 lakhs** (57% of the expense limit) and **1 MLA** from **Jharkhand Loktantrik Krantikari Morcha** is **Rs.21.37 lakhs** (53.4% of the expense limit).

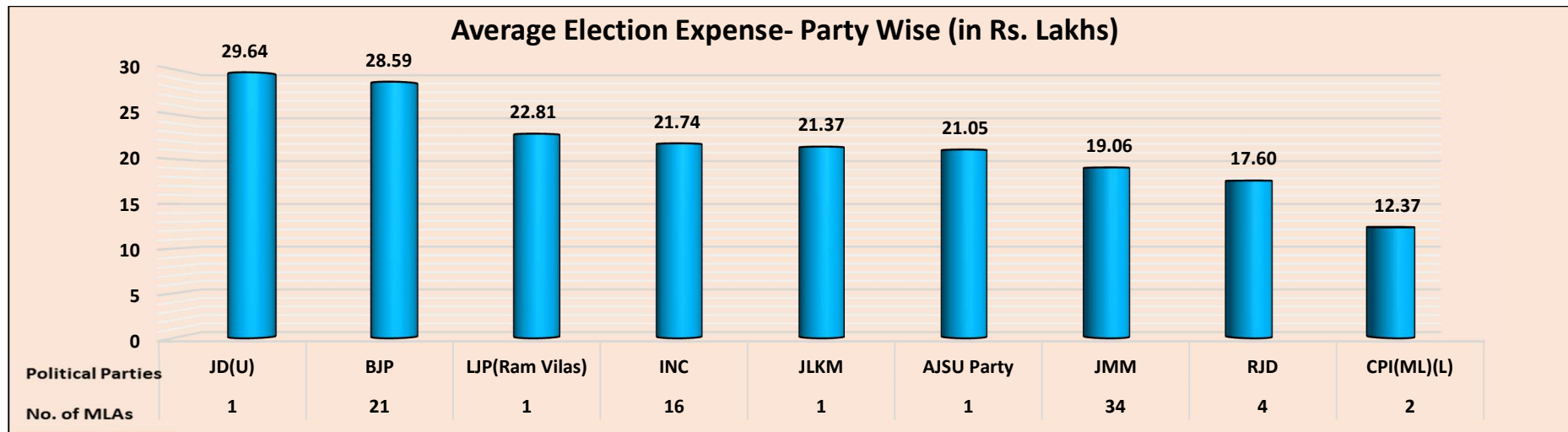


Figure: Party-wise Average Election Expenses (Rs.in lakhs)

Data in this Kit is presented in good faith, with an intention to inform voters. MLAs' Election Expenditure affidavits from the CEO Website (<https://ceo.jharkhand.gov.in/>) is the source of this analysis. Website:- www.adrindia.org, www.myneta.info

S.No.	Party	No. of MLAs Analyzed	Expense Limit (Rs.)	Party-Wise Average Election Expense (Rs.)	Party-Wise % of Average Limit
1	JMM	34	40,00,000 40 Lacs+	19,06,251 19 Lacs+	47.7 %
2	BJP	21	40,00,000 40 Lacs+	28,59,818 28 Lacs+	71.5 %
3	INC	16	40,00,000 40 Lacs+	21,74,684 21 Lacs+	54.4 %
4	RJD	4	40,00,000 40 Lacs+	17,60,337 17 Lacs+	44 %
5	CPI(ML)(L)	2	40,00,000 40 Lacs+	12,37,008 12 Lacs+	30.9 %
6	JD(U)	1	40,00,000 40 Lacs+	29,64,392 29 Lacs+	74.1 %
7	AJSU Party	1	40,00,000 40 Lacs+	21,05,130 21 Lacs+	52.6 %
8	Lok Janshakti Party (Ram Vilas)	1	40,00,000 40 Lacs+	22,81,150 22 Lacs+	57 %
9	Jharkhand Loktantrik Krantikari Morcha	1	40,00,000 40 Lacs+	21,37,938 21 Lacs+	53.4 %
Total		81	40,00,000 40 Lacs+	22,05,773 22 Lacs+	55 %

Table: Party-wise Average Expenses declared

4. Top 3 MLAs with highest Election Expenses: The details of top 3 MLAs who have declared highest election expenses are given below:

S.No.	Name	District	Constituency	Party	Expense Limit (Rs.)	Total expenses incurred (Rs.)	% of limit reached
1	Champai Soren	Seraikela Kharsawan	Seraikella (ST)	BJP	40,00,000 40 Lacs+	37,68,322 37 Lacs+	94%
2	Satyendra Nath Tiwari	Garhwa	Garhwa	BJP	40,00,000 40 Lacs+	37,51,939 37 Lacs+	94%
3	Ragini Singh	Dhanbad	Jharia	BJP	40,00,000 40 Lacs+	35,59,769 35 Lacs+	89%

Table: Top 3 MLAs with highest election expenditure

Data in this Kit is presented in good faith, with an intention to inform voters. MLAs' Election Expenditure affidavits from the CEO Website (<https://ceo.jharkhand.gov.in/>) is the source of this analysis. Website:- www.adrindia.org, www.myneta.info

5. MLAs with lowest Election Expenses: The details of 3 MLAs who have declared lowest election expenses are given below:

S.No.	Name	District	Constituency	Party	Expense Limit (Rs.)	Total expenses incurred (Rs.)	% of limit reached
1	Suresh Paswan	Deoghar	Deoghar (SC)	RJD	40,00,000 40 Lacs+	8,29,356 8 Lacs+	21%
2	Suresh Kumar Baitha	Ranchi	Kanke (SC)	INC	40,00,000 40 Lacs+	9,41,698 9 Lacs+	24%
3	Ram Surya Munda	Khunti	Khunti (ST)	JMM	40,00,000 40 Lacs+	10,51,928 10 Lacs+	26%

Table: 3 MLAs with lowest election expenditure

- 6. Expense on Public Meeting, Rally, and Processions with Star Campaigners (other than those for general party propaganda):** Out of the **81** MLAs analyzed, **75 (93%)** MLAs have declared that **they have spent funds on** public meetings, processions etc. with star campaigners (other than those for general party propaganda) and **6 (7%)** MLAs have declared that **they have not spent any funds on** public meetings, processions etc. with star campaigners (other than those for general party propaganda).
- 7. Expense on Public Meeting, Rally, and Processions without Star Campaigners (other than the ones with star campaigners of the political party):** Out of the **81** MLAs analyzed, **78 (96%)** MLAs have declared that **they have spent funds on** public meetings, processions etc. without star campaigners (other than the ones with star campaigners of the political party) and **3 (4%)** MLAs have declared that **they have not spent any funds on** public meetings, processions etc. without star campaigners (other than the ones with star campaigners of the political party).
- 8. Expense on Campaigning through electronic/print media:** **53 (65%)** MLAs have declared that **they have spent funds on** campaigning through electronic/print media and **28 (35%)** MLAs have declared that **they have not spent any funds on** campaigning through electronic/print media.
- 9. Expense on Campaign Workers:** **74 (91%)** MLAs have declared that **they have spent funds on** campaign workers and **7 (9%)** MLAs have declared that **they have not spent any funds on** campaign workers.
- 10. Expense on Campaign Materials:** **64 (79%)** MLAs have declared that **they have spent funds on** campaign materials and **17 (21%)** MLAs have declared that **they have not spent any funds on** campaign materials.

- 11. Expense on Campaign Vehicles: 80 (99%) MLAs have declared that **they have spent funds on** campaign vehicles and **1 (1%) MLA** has declared that **He has not spent any funds on** campaign vehicles.**
- 12. Expense on Virtual Campaign: 9(11%) MLAs have declared that **they have spent funds on** virtual campaigns and **72 (89%) MLAs** have declared that **they have not spent any funds on** virtual campaigns.**
- 13. Expense on Publishing of Declaration Regarding Criminal Cases: Out of the **45 MLAs** analysed with declared criminal cases, **44 (98%) MLAs** have declared that **they have spent funds on** publishing of declarations regarding criminal cases and **1 (2%) MLA** has declared that **He has not spent any funds on** on publishing of declarations regarding criminal cases.**

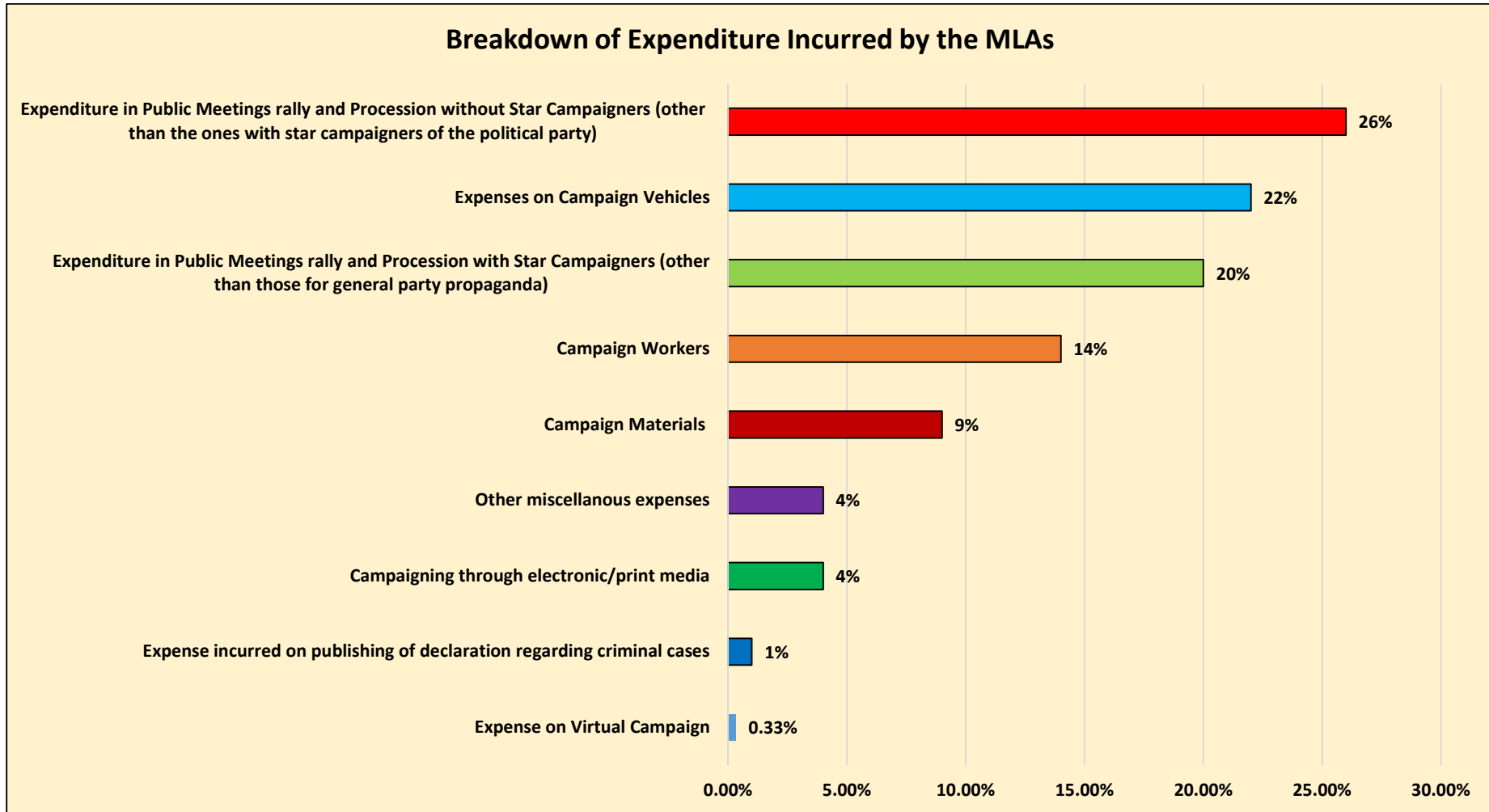


Figure: Breakdown of Elections Expenses Incurred by MLAs

Data in this Kit is presented in good faith, with an intention to inform voters. MLAs' Election Expenditure affidavits from the CEO Website (<https://ceo.jharkhand.gov.in/>) is the source of this analysis. Website:- www.adrindia.org, www.myneta.info

14. Party-wise Average Election Expenses on Public Meetings, Processions etc. with Star Campaigners (other than those for general propaganda):

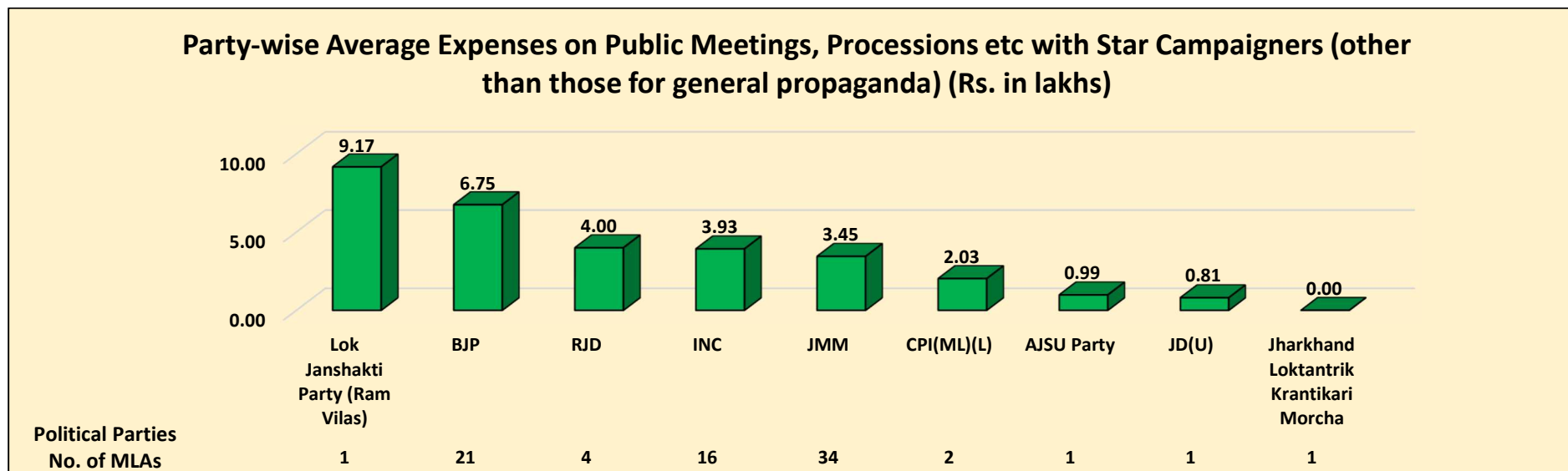


Figure: Party-wise Average Expenses on Public Meetings, Processions etc. with Star Campaigners (other than those for general propaganda) (Rs. in Lakhs)

S.No.	Party	No. of MLAs Analyzed	Expense Limit (Rs.)	Party-Wise Average Election Expense (Rs.)	Party-Wise Average Expense on Meetings, Processions etc with star campaigners (other than those for general propaganda) (Rs.)	Party-Wise % of Average Expense on Meetings, Processions etc with star campaigners (other than those for general propaganda)
1	JMM	34	40,00,000 40 Lacs+	19,06,251 19 Lacs+	3,45,025 3 Lacs+	18.1 %
2	BJP	21	40,00,000 40 Lacs+	28,59,818 28 Lacs+	6,75,863 6 Lacs+	23.6 %
3	INC	16	40,00,000 40 Lacs+	21,74,684 21 Lacs+	3,93,929 3 Lacs+	18.1 %

Data in this Kit is presented in good faith, with an intention to inform voters. MLAs' Election Expenditure affidavits from the CEO Website (<https://ceo.jharkhand.gov.in/>) is the source of this analysis. Website:- www.adrindia.org, www.myneta.info

S.No.	Party	No. of MLAs Analyzed	Expense Limit (Rs.)	Party-Wise Average Election Expense (Rs.)	Party-Wise Average Expense on Meetings, Processions etc with star campaigners (other than those for general propaganda) (Rs.)	Party-Wise % of Average Expense on Meetings, Processions etc with star campaigners (other than those for general propaganda)
4	RJD	4	40,00,000 40 Lacs+	17,60,337 17 Lacs+	4,00,125 4 Lacs+	22.7 %
5	CPI(ML)(L)	2	40,00,000 40 Lacs+	12,37,008 12 Lacs+	2,03,568 2 Lacs+	16.5 %
6	Jharkhand Loktantrik Krantikari Morcha	1	40,00,000 40 Lacs+	21,37,938 21 Lacs+	0	0 %
7	JD(U)	1	40,00,000 40 Lacs+	29,64,392 29 Lacs+	81,221 81 Thou+	2.7 %
8	Lok Janshakti Party(Ram Vilas)	1	40,00,000 40 Lacs+	22,81,150 22 Lacs+	9,17,714 9 Lacs+	40.2 %
9	AJSU Party	1	40,00,000 40 Lacs+	21,05,130 21 Lacs+	99,882 99 Thou+	4.7 %
Total		81	40,00,000 40 Lacs+	22,05,773 22 Lacs+	4,36,213 4 Lacs+	20 %

Table: Party-wise Average Expenses on Public Meetings, Processions etc. with Star Campaigners (other than those for general propaganda)

Data in this Kit is presented in good faith, with an intention to inform voters. MLAs' Election Expenditure affidavits from the CEO Website (<https://ceo.jharkhand.gov.in/>) is the source of this analysis. Website:- www.adrindia.org, www.myneta.info

15. Party-wise Average Election Expenses on Public Meetings, Processions etc. without Star Campaigners (other than the ones with star campaigners of the political party):

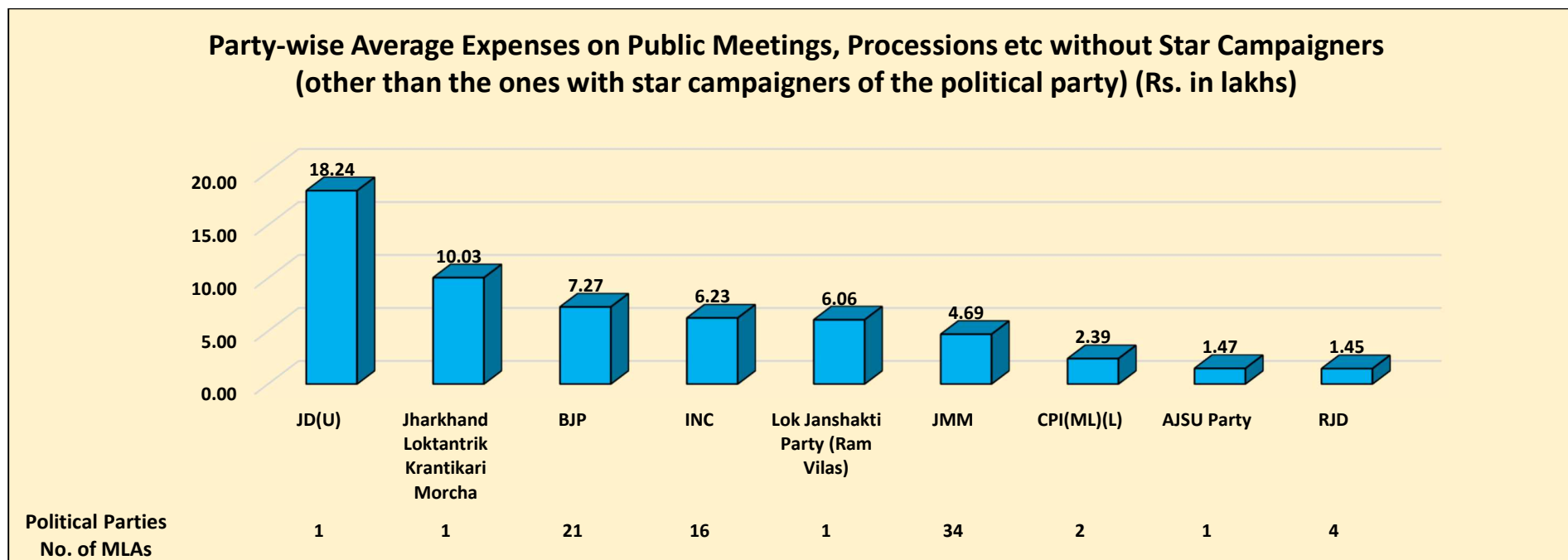


Figure: Party-wise Average Election Expenses on Public Meetings, Processions etc. without Star Campaigners (other than the ones with star campaigners of the political party) (Rs.in lakhs)

S.No.	Party	No. of MLAs Analyzed	Expense Limit (Rs.)	Party-Wise Average Election Expense (Rs.)	Party-Wise Average Expense on Meetings, Processions etc without star campaigners (other than the ones with star campaigners of the political party) (Rs.)	Party-Wise % of Average Expense on Meetings, Processions etc without star campaigners (other than the ones with star campaigners of the political party)
1	JMM	34	40,00,000 40 Lacs+	19,06,251 19 Lacs+	4,69,383 4 Lacs+	24.6 %
2	BJP	21	40,00,000 40 Lacs+	28,59,818 28 Lacs+	7,27,571 7 Lacs+	25.4 %

Data in this Kit is presented in good faith, with an intention to inform voters. MLAs' Election Expenditure affidavits from the CEO Website (<https://ceo.jharkhand.gov.in/>) is the source of this analysis. Website:- www.adrindia.org, www.myneta.info

S.No.	Party	No. of MLAs Analyzed	Expense Limit (Rs.)	Party-Wise Average Election Expense (Rs.)	Party-Wise Average Expense on Meetings, Processions etc without star campaigners (other than the ones with star campaigners of the political party) (Rs.)	Party-Wise % of Average Expense on Meetings, Processions etc without star campaigners (other than the ones with star campaigners of the political party)
3	INC	16	40,00,000 40 Lacs+	21,74,684 21 Lacs+	6,23,384 6 Lacs+	28.7 %
4	RJD	4	40,00,000 40 Lacs+	17,60,337 17 Lacs+	1,45,098 1 Lacs+	8.2 %
5	CPI(ML)(L)	2	40,00,000 40 Lacs+	12,37,008 12 Lacs+	2,39,459 2 Lacs+	19.4 %
6	JD(U)	1	40,00,000 40 Lacs+	29,64,392 29 Lacs+	18,24,954 18 Lacs+	61.6 %
7	Lok Janshakti Party (Ram Vilas)	1	40,00,000 40 Lacs+	22,81,150 22 Lacs+	6,06,491 6 Lacs+	26.6 %
8	AJSU Party	1	40,00,000 40 Lacs+	21,05,130 21 Lacs+	1,47,600 1 Lacs+	7 %
9	Jharkhand Loktantrik Krantikari Morcha	1	40,00,000 40 Lacs+	21,37,938 21 Lacs+	10,03,226 10 Lacs+	46.9 %
Total		81	40,00,000 40 Lacs+	22,05,773 22 Lacs+	5,66,096 5 Lacs+	26 %

Table: Party-wise Average Expenses on Public Meetings, Processions etc. without Star Campaigners (other than the ones with star campaigners of the political party)

16. Party Wise Average Election Expense of MLAs on Campaign Materials:

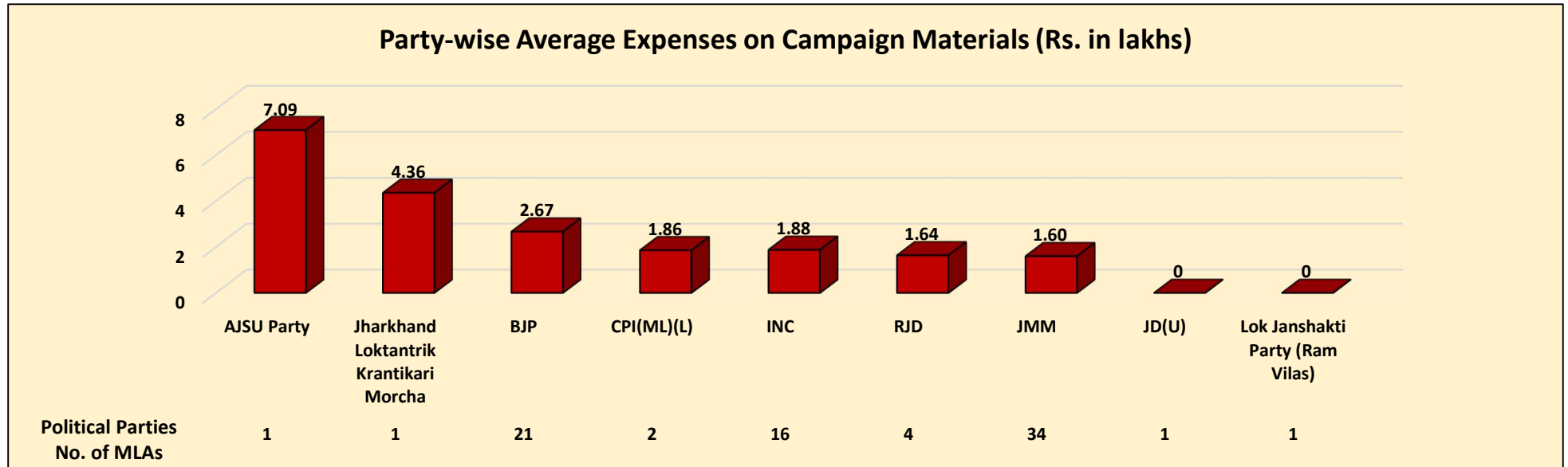


Figure: Party-wise Average Election Expenses on Campaign Materials (Rs.in lakhs)

S.No.	Party	No. of MLAs Analyzed	Expense Limit (Rs.)	Party-Wise Average Election Expense (Rs.)	Party-Wise Average Expense on Campaign Materials (Rs.)	Party-Wise % of Average Expense on Campaign Materials
1	JMM	34	40,00,000 40 Lacs+	19,06,251 19 Lacs+	1,60,403 1 Lacs+	8.4 %
2	BJP	21	40,00,000 40 Lacs+	28,59,818 28 Lacs+	2,67,158 2 Lacs+	9.3 %
3	INC	16	40,00,000 40 Lacs+	21,74,684 21 Lacs+	1,88,483 1 Lacs+	8.7 %
4	RJD	4	40,00,000 40 Lacs+	17,60,337 17 Lacs+	1,64,439 1 Lacs+	9.3 %
5	CPI(ML)(L)	2	40,00,000 40 Lacs+	12,37,008 12 Lacs+	1,86,819 1 Lacs+	15.1 %

Data in this Kit is presented in good faith, with an intention to inform voters. MLAs' Election Expenditure affidavits from the CEO Website (<https://ceo.jharkhand.gov.in/>) is the source of this analysis. Website:- www.adrindia.org, www.myneta.info

S.No.	Party	No. of MLAs Analyzed	Expense Limit (Rs.)	Party-Wise Average Election Expense (Rs.)	Party-Wise Average Expense on Campaign Materials (Rs.)	Party-Wise % of Average Expense on Campaign Materials
6	JD(U)	1	40,00,000 40 Lacs+	29,64,392 29 Lacs+	0	0 %
7	Lok Janshakti Party (Ram Vilas)	1	40,00,000 40 Lacs+	22,81,150 22 Lacs+	0	0 %
8	AJSU Party	1	40,00,000 40 Lacs+	21,05,130 21 Lacs+	7,09,412 7 Lacs+	33.7 %
9	Jharkhand Loktantrik Krantikari Morcha	1	40,00,000 40 Lacs+	21,37,938 21 Lacs+	4,36,400 4 Lacs+	20.4 %
Total		81	40,00,000 40 Lacs+	22,05,773 22 Lacs+	2,00,703 2 Lacs+	9 %

Table: Party-wise Average Election Expense of MLAs on Campaign Materials

17. Party Wise Average Election Expense of MLAs on Electronic Media:

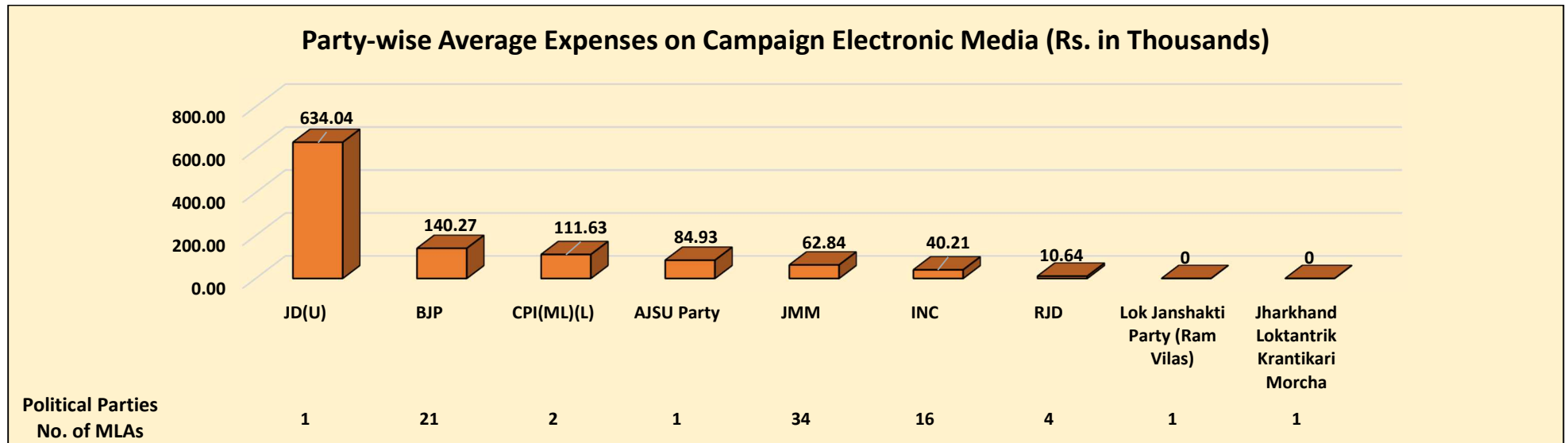


Figure: Party-wise Average Election Expenses on Campaign Electronic Media (Rs. in Thousands)

Data in this Kit is presented in good faith, with an intention to inform voters. MLAs' Election Expenditure affidavits from the CEO Website (<https://ceo.jharkhand.gov.in/>) is the source of this analysis. Website:- www.adrindia.org, www.myneta.info

S.No.	Party	No. of MLAs Analyzed	Expense Limit (Rs.)	Party-Wise Average Election Expense (Rs.)	Party-Wise Average Expense on Electronic Media (Rs.)	Party-Wise % of Average Expense on Electronic Media
1	JMM	34	40,00,000 40 Lacs+	19,06,251 19 Lacs+	62,844 62 Thou+	3.3 %
2	BJP	21	40,00,000 40 Lacs+	28,59,818 28 Lacs+	1,40,274 1 Lacs+	4.9 %
3	INC	16	40,00,000 40 Lacs+	21,74,684 21 Lacs+	40,215 40 Thou+	1.8 %
4	RJD	4	40,00,000 40 Lacs+	17,60,337 17 Lacs+	10,644 10 Thou+	0.6 %
5	CPI(ML)(L)	2	40,00,000 40 Lacs+	12,37,008 12 Lacs+	1,11,639 1 Lacs+	9 %
6	JD(U)	1	40,00,000 40 Lacs+	29,64,392 29 Lacs+	6,34,045 6 Lacs+	21.4 %
7	Lok Janshakti Party (Ram Vilas)	1	40,00,000 40 Lacs+	22,81,150 22 Lacs+	0	0 %
8	AJSU Party	1	40,00,000 40 Lacs+	21,05,130 21 Lacs+	84,930 84 Thou+	4 %
9	Jharkhand Loktantrik Krantikari Morcha	1	40,00,000 40 Lacs+	21,37,938 21 Lacs+	0	0 %
Total		81	40,00,000 40 Lacs+	22,05,773 22 Lacs+	82,848 82 Thou+	4 %

Table: Party-wise Average Election Expense of MLAs on Electronic Media

Data in this Kit is presented in good faith, with an intention to inform voters. MLAs' Election Expenditure affidavits from the CEO Website (<https://ceo.jharkhand.gov.in/>) is the source of this analysis. Website:- www.adrindia.org, www.myneta.info

18. Party Wise Average Election Expense of MLAs on Campaign Vehicles:

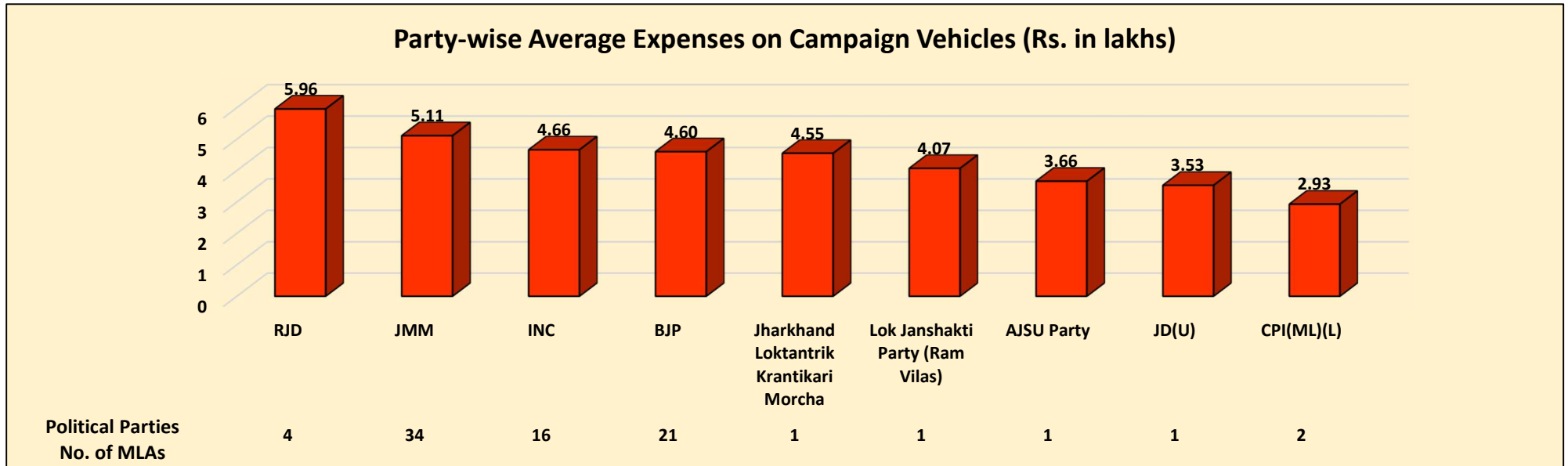


Figure: Party-wise Average Election Expenses on Campaign Vehicles (Rs. in lakhs)

S.No.	Party	No. of MLAs Analyzed	Expense Limit (Rs.)	Party-Wise Average Election Expense (Rs.)	Party-Wise Average Expense on Campaign Vehicles (Rs.)	Party-Wise % of Average Expense on Campaign Vehicles
1	JMM	34	40,00,000 40 Lacs+	19,06,251 19 Lacs+	5,11,601 5 Lacs+	26.8 %
2	BJP	21	40,00,000 40 Lacs+	28,59,818 28 Lacs+	4,60,628 4 Lacs+	16.1 %
3	INC	16	40,00,000 40 Lacs+	21,74,684 21 Lacs+	4,66,144 4 Lacs+	21.4 %
4	RJD	4	40,00,000 40 Lacs+	17,60,337 17 Lacs+	5,96,332 5 Lacs+	33.9 %
5	CPI(ML)(L)	2	40,00,000 40 Lacs+	12,37,008 12 Lacs+	2,93,653 2 Lacs+	23.7 %

Data in this Kit is presented in good faith, with an intention to inform voters. MLAs' Election Expenditure affidavits from the CEO Website (<https://ceo.jharkhand.gov.in/>) is the source of this analysis. Website:- www.adrindia.org, www.myneta.info

S.No.	Party	No. of MLAs Analyzed	Expense Limit (Rs.)	Party-Wise Average Election Expense (Rs.)	Party-Wise Average Expense on Campaign Vehicles (Rs.)	Party-Wise % of Average Expense on Campaign Vehicles
6	JD(U)	1	40,00,000 40 Lacs+	29,64,392 29 Lacs+	3,53,852 3 Lacs+	11.9 %
7	Lok Janshakti Party (Ram Vilas)	1	40,00,000 40 Lacs+	22,81,150 22 Lacs+	4,07,751 4 Lacs+	17.9 %
8	AJSU Party	1	40,00,000 40 Lacs+	21,05,130 21 Lacs+	3,66,610 3 Lacs+	17.4 %
9	Jharkhand Loktantrik Krantikari Morcha	1	40,00,000 40 Lacs+	21,37,938 21 Lacs+	4,55,210 4 Lacs+	21.3 %
Total		81	40,00,000 40 Lacs+	22,05,773 22 Lacs+	4,82,494 4 Lacs+	22 %

Table: Party-wise Average Election Expense of MLAs on Campaign Vehicles

19. Party Wise Average Election Expense of MLAs on Campaign Workers:

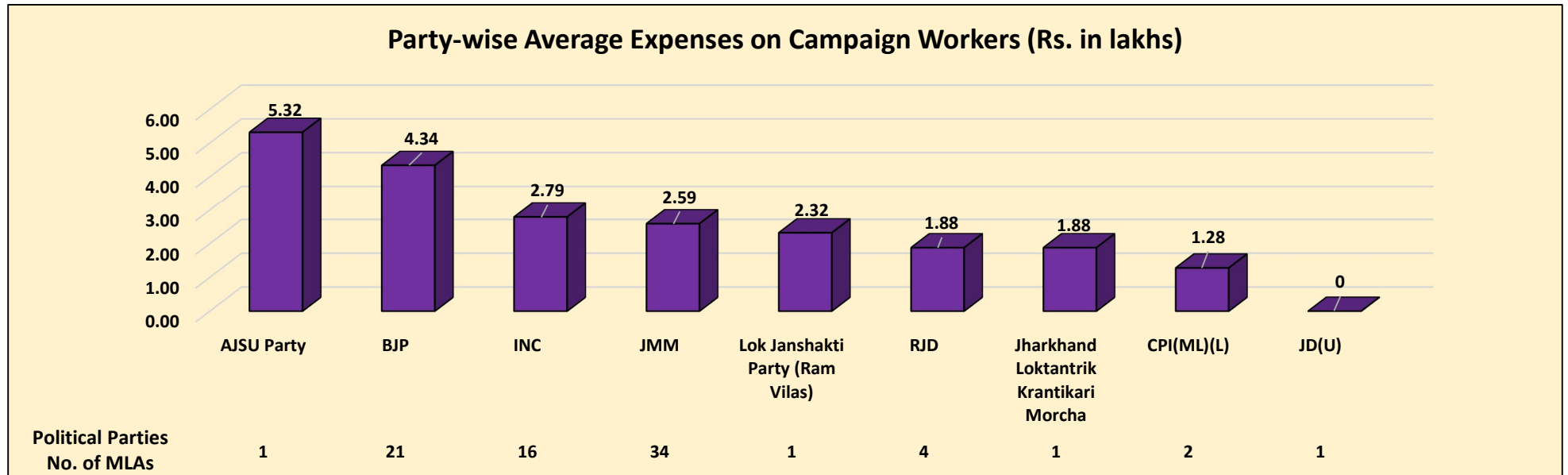


Figure: Party-wise Average Election Expenses on Campaign Workers (Rs. in lakhs)

Data in this Kit is presented in good faith, with an intention to inform voters. MLAs' Election Expenditure affidavits from the CEO Website (<https://ceo.jharkhand.gov.in/>) is the source of this analysis. Website:- www.adrindia.org, www.myneta.info

S.No.	Party	No. of MLAs Analyzed	Expense Limit (Rs.)	Party-Wise Average Election Expense (Rs.)	Party-Wise Average Expense on Campaign Workers (Rs.)	Party-Wise % of Average Expense on Campaign Workers
1	JMM	34	40,00,000 40 Lacs+	19,06,251 19 Lacs+	2,59,979 2 Lacs+	13.6 %
2	BJP	21	40,00,000 40 Lacs+	28,59,818 28 Lacs+	4,34,409 4 Lacs+	15.2 %
3	INC	16	40,00,000 40 Lacs+	21,74,684 21 Lacs+	2,79,430 2 Lacs+	12.8 %
4	RJD	4	40,00,000 40 Lacs+	17,60,337 17 Lacs+	1,88,058 1 Lacs+	10.7 %
5	CPI(ML)(L)	2	40,00,000 40 Lacs+	12,37,008 12 Lacs+	1,28,500 1 Lacs+	10.4 %
6	Lok Janshakti Party (Ram Vilas)	1	40,00,000 40 Lacs+	22,81,150 22 Lacs+	2,32,750 2 Lacs+	10.2 %
7	AJSU Party	1	40,00,000 40 Lacs+	21,05,130 21 Lacs+	5,32,000 5 Lacs+	25.3 %
8	Jharkhand Loktantrik Krantikari Morcha	1	40,00,000 40 Lacs+	21,37,938 21 Lacs+	1,88,102 1 Lacs+	8.8 %
9	JD(U)	1	40,00,000 40 Lacs+	29,64,392 29 Lacs+	0	0 %
Total		81	40,00,000 40 Lacs+	22,05,773 22 Lacs+	3,01,171 3 Lacs+	14 %

Table: Party-wise Average Election Expense of MLAs on Campaign Workers

Data in this Kit is presented in good faith, with an intention to inform voters. MLAs' Election Expenditure affidavits from the CEO Website (<https://ceo.jharkhand.gov.in/>) is the source of this analysis. Website:- www.adrindia.org, www.myneta.info

Top 10 MLAs with highest declared election expenses in 2024 Jharkhand Assembly Elections

S.No.	Name	District	Constituency	Party	Expenditure incurred by MLA			Expense Limit (Rs.)	Total expenses incurred (Rs.)	Difference between Total Expense incurred and Expense Limit (Rs.)	% of limit reached
					MLA/ election agent (Rs.)	Political Party (Rs.)	Any other association/ body of persons/ individual (Rs.)				
1	Champai Soren	Seraikela Kharsawan	Seraikella (ST)	BJP	29,07,522	8,60,800	0	40,00,000 40 Lacs+	37,68,322 37 Lacs+	2,31,678 2 Lacs+	94%
2	Satyendra Nath Tiwari	Garhwa	Garhwa	BJP	36,32,939	1,19,000	0	40,00,000 40 Lacs+	37,51,939 37 Lacs+	2,48,061 2 Lacs+	94%
3	Ragini Singh	Dhanbad	Jharia	BJP	24,99,040	3,01,500	7,59,229	40,00,000 40 Lacs+	35,59,769 35 Lacs+	4,40,231 4 Lacs+	89%
4	Manju Kumari	Giridih	Jamua (SC)	BJP	22,25,408	11,92,400	0	40,00,000 40 Lacs+	34,17,808 34 Lacs+	5,82,192 5 Lacs+	85%
5	Deepika Pandey Singh	Godda	Mahagama	INC	26,61,642	1,55,935	5,81,513	40,00,000 40 Lacs+	33,99,090 33 Lacs+	6,00,910 6 Lacs+	85%
6	Rajesh Kachhap	Ranchi	Khijri (ST)	INC	28,75,621	0	5,13,740	40,00,000 40 Lacs+	33,89,361 33 Lacs+	6,10,639 6 Lacs+	85%
7	Dashrath Gagrai	Seraikela Kharsawan	Kharsawan (ST)	JMM	31,94,367	0	0	40,00,000 40 Lacs+	**31,94,367 31 Lacs+	8,05,633 8 Lacs+	80%
8	Alok Kumar Chaurasiya	Palamu	Daltonganj	BJP	25,02,756	6,26,469	0	40,00,000 40 Lacs+	31,29,225 31 Lacs+	8,70,775 8 Lacs+	78%
9	Babu Lal Marandi	Giridih	Dhanwar	BJP	25,11,541	5,86,100	0	40,00,000 40 Lacs+	30,97,641 30 Lacs+	9,02,359 9 Lacs+	77%
10	Hafizul Hassan	Deoghar	Madhupur	JMM	30,85,355	0	0	40,00,000 40 Lacs+	**30,85,355 30 Lacs+	9,14,645 9 Lacs+	77%

Table: Top 10 MLAs who declared highest expenses

***on total expenses value indicates that the MLA has not provided the total in their expenditure affidavits, it has been calculated on the basis of details provided by them in the same*

10 MLAs with lowest election expenses declared

S.No.	Name	District	Constituency	Party	Expenditure incurred by MLA			Expense Limit (Rs.)	Total expenses incurred (Rs.)	Difference between Total Expense incurred and Expense Limit (Rs.)	% of limit reached
					MLA/ election agent (Rs.)	Political Party (Rs.)	Any other association/ body of persons/ individual (Rs.)				
1	Suresh Paswan	Deoghar	Deoghar (SC)	RJD	8,29,356	0	0	40,00,000 40 Lacs+	8,29,356 8 Lacs+	31,70,644 31 Lacs+	21%
2	Suresh Kumar Baitha	Ranchi	Kanke (SC)	INC	8,97,698	0	44,000	40,00,000 40 Lacs+	9,41,698 9 Lacs+	30,58,302 30 Lacs+	24%
3	Ram Surya Munda	Khunti	Khunti (ST)	JMM	10,51,928	0	0	40,00,000 40 Lacs+	10,51,928 10 Lacs+	29,48,072 29 Lacs+	26%
4	Jiga Susaran Horo	Gumla	Sisai (ST)	JMM	10,55,831	0	0	40,00,000 40 Lacs+	10,55,831 10 Lacs+	29,44,169 29 Lacs+	26%
5	Sudivya Kumar	Giridih	Giridih	JMM	10,79,701	0	0	40,00,000 40 Lacs+	**10,79,701 10 Lacs+	29,20,299 29 Lacs+	27%
6	Arup Chatterjee	Dhanbad	Nirsa	CPI(ML)(L)	9,67,010	2,10,613	0	40,00,000 40 Lacs+	11,77,624 11 Lacs+	28,22,376 28 Lacs+	29%
7	Shwetta Singh	Bokaro	Bokaro	INC	11,80,222	0	0	40,00,000 40 Lacs+	11,80,222 11 Lacs+	28,19,778 28 Lacs+	30%
8	Niral Purty	West Singhbhum	Majhgaon (ST)	JMM	12,79,774	0	0	40,00,000 40 Lacs+	12,79,774 12 Lacs+	27,20,226 27 Lacs+	32%
9	Chandradeo Mahato	Dhanbad	Sindri	CPI(ML)(L)	11,48,891	1,47,500	0	40,00,000 40 Lacs+	12,96,391 12 Lacs+	27,03,609 27 Lacs+	32%
10	Mangal Kalindi	East Singhbhum	Jugsalai (SC)	JMM	13,64,158	0	0	40,00,000 40 Lacs+	13,64,158 13 Lacs+	26,35,842 26 Lacs+	34%

Table: 10 MLAs who declared lowest expenses

**on total expenses value indicates that the MLA has not provided the total in their expenditure affidavits, it has been calculated on the basis of details provided by them in the same

Summary and Highlights of Funds Raised by MLAs in the Jharkhand Assembly 2024 Elections

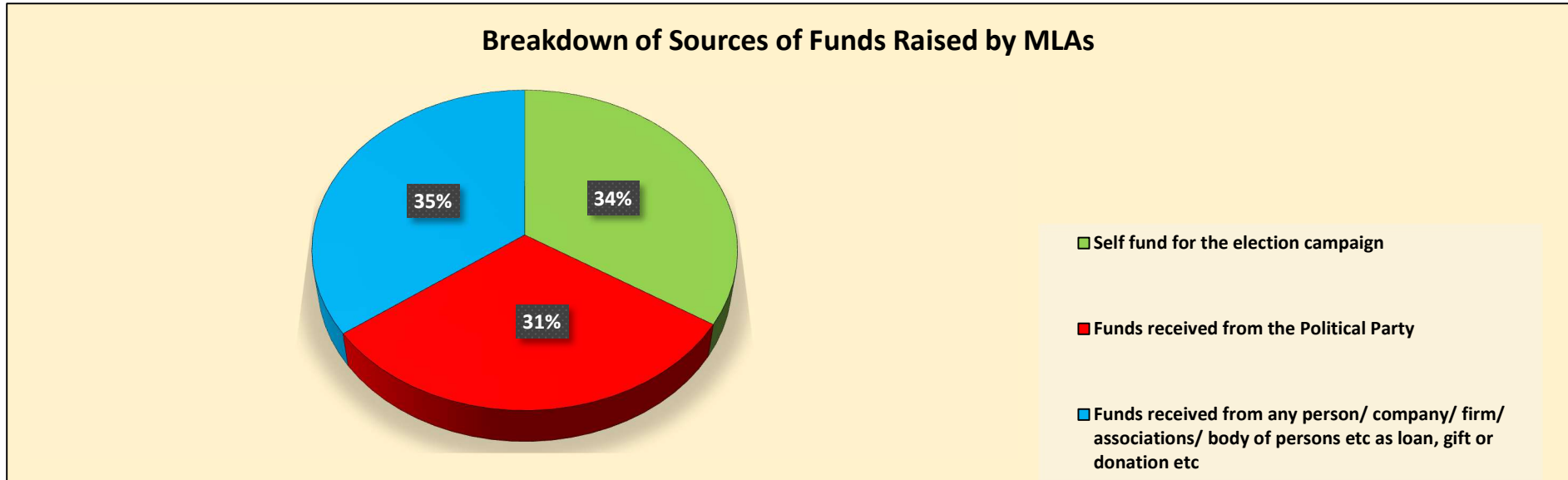


Figure: Percentage Breakdown of Funds Raised by MLAs

- Percentage Breakdown of funds received by MLAs:** Out of the total funds received by MLAs, **31% funds were raised from political parties, 34% were raised by MLAs themselves and 35% funds were raised from other sources.**
- MLAs Who Raised Funds from Political Parties:** Out of the **81 MLAs** analyzed, **27 (33%) MLAs** have declared that **they have received funds from political parties** and **54 (67%) MLAs** have declared that **they have not received any funds from political parties.**
- MLAs Who Raised Funds through any person/ company/ firm/ associations/ body of persons etc as loan, gift or donation etc:** Out of the **81 MLAs** analyzed, **52 (64%) MLAs** have declared that **they have received funds from any person/ company/ firm/ associations/ body of persons etc as loan, gift or donation etc.** and **29 (36%) MLAs** have declared that **they have not received any funds from any person/ company/ firm/ associations/ body of persons etc as loan, gift or donation etc.**

Data in this Kit is presented in good faith, with an intention to inform voters. MLAs' Election Expenditure affidavits from the CEO Website (<https://ceo.jharkhand.gov.in/>) is the source of this analysis. Website:- www.adrindia.org, www.myneta.info

4. **Self-funds used for election campaign:** Out of the 81 MLAs analyzed, 76 (94%) MLAs have declared that they have used their own funds for their election campaign and 5 (6%) MLAs have declared that they have not used any of their own funds for their election campaign.
5. **Average funds raised from Political Parties (Party-wise):** On an average a MLA from BJP raised 84.45% and on an average a MLA from JD(U) raised 79.31% of his/her election expense funds from the political party.
6. **Average funds raised through any person/company/firm/associations/body of persons etc as loan, gift or donation etc (Party-wise):** On an average a MLA from INC raised 56.32% of his/her election expense funds from any person/company/firm/associations/body of persons etc. as loan, gift or donation. Similarly, a MLA from JMM raised on an average 43.23% of their expense funds from any person/ company/ firm/ associations/ body of persons etc. as loan, gift or donation.

Average self-funds used for Election Campaign (Party-wise)

S.No.	Party	No. of MLAs Analyzed	Average Total (Rs.)	Average Self Funds (Rs.)	% of Average Total
1	JMM	34	22,89,254.11 22 Lacs+	11,52,441.29 11 Lacs+	50.34 %
2	BJP	21	29,88,210.95 29 Lacs+	4,96,880.61 4 Lacs+	16.62 %
3	INC	16	22,12,845.06 22 Lacs+	9,28,185.87 9 Lacs+	41.94 %
4	RJD	4	22,72,488 22 Lacs+	7,83,629.75 7 Lacs+	34.48 %
5	CPI(ML)(L)	2	15,55,127.50 15 Lacs+	3,79,750 3 Lacs+	24.41 %
6	AJSU Party	1	25,50,000 25 Lacs+	50,000 50 Thou+	1.96 %
7	Lok Janshakti Party(Ram Vilas)	1	20,16,717 20 Lacs+	10,05,717 10 Lacs+	49.86 %
8	Jharkhand Loktantrik Krantikari Morcha	1	36,46,650 36 Lacs+	43,000 43 Thou+	1.17 %
9	JD(U)	1	31,52,001 31 Lacs+	1,01,000 1 Lacs+	3.20 %

Table: Average self-funds used for Election Campaign (Party-wise)

Data in this Kit is presented in good faith, with an intention to inform voters. MLAs' Election Expenditure affidavits from the CEO Website (<https://ceo.jharkhand.gov.in/>) is the source of this analysis. Website:- www.adrindia.org, www.myneta.info

Average funds raised from Political Parties (Party-wise)

S.No.	Party	No. of MLAs Analyzed	Average Total (Rs.)	Average Party Funds (Rs.)	% of Average Total
1	JMM	34	22,89,254.11 22 Lacs+	1,47,058.82 1 Lacs+	6.42 %
2	BJP	21	29,88,210.95 29 Lacs+	25,23,809.52 25 Lacs+	84.45 %
3	INC	16	22,12,845.06 22 Lacs+	38,349.68 38 Thou+	1.73 %
4	RJD	4	22,72,488 22 Lacs+	1,19,858.25 1 Lacs+	5.27 %
5	CPI(ML)(L)	2	15,55,127.50 15 Lacs+	18,327 18 Thou+	1.17 %
6	Lok Janshakti Party(Ram Vilas)	1	20,16,717 20 Lacs+	0	0 %
7	Jharkhand Loktantrik Krantikari Morcha	1	36,46,650 36 Lacs+	0	0 %
8	JD(U)	1	31,52,001 31 Lacs+	25,00,000 25 Lacs+	79.31 %
9	AJSU Party	1	25,50,000 25 Lacs+	0	0 %

Table: Average funds raised from Political Parties (Party-wise)

Average funds raised from Other Sources (Party-wise)

S.No.	Party	No. of MLAs Analyzed	Average Total (Rs.)	Average Funds from other organizations and bodies (Rs.)	% of Average Total
1	JMM	34	22,89,254.11 22 Lacs+	9,89,756.94 9 Lacs+	43.23 %
2	BJP	21	29,88,210.95 29 Lacs+	82,448.57 82 Thou+	2.75 %
3	INC	16	22,12,845.06 22 Lacs+	12,46,309.43 12 Lacs+	56.32 %

Data in this Kit is presented in good faith, with an intention to inform voters. MLAs' Election Expenditure affidavits from the CEO Website (<https://ceo.jharkhand.gov.in/>) is the source of this analysis. Website:- www.adrindia.org, www.myneta.info

S.No.	Party	No. of MLAs Analyzed	Average Total (Rs.)	Average Funds from other organizations and bodies (Rs.)	% of Average Total
4	RJD	4	22,72,488 22 Lacs+	13,69,000.25 13 Lacs+	60.24 %
5	CPI(M)(L)	2	15,55,127.50 15 Lacs+	11,57,050.50 11 Lacs+	74.40 %
6	Lok Janshakti Party(Ram Vilas)	1	20,16,717 20 Lacs+	10,11,000 10 Lacs+	50.13 %
7	Jharkhand Loktantrik Krantikari Morcha	1	36,46,650 36 Lacs+	36,03,650 36 Lacs+	98.82 %
8	JD(U)	1	31,52,001 31 Lacs+	5,51,001 5 Lacs+	17.48 %
9	AJSU Party	1	25,50,000 25 Lacs+	25,00,000 25 Lacs+	98.03 %

Table: Average funds raised from Other Sources (Party-wise)

Election expenses declared by MLAs in Jharkhand Assembly Elections, 2024: Full Details

S.No.	Name	District	Constituency	Party	Expenditure incurred by MLA			Expense Limit (Rs.)	Total expenses incurred (Rs.)	Difference between Total Expense incurred and Expense Limit (Rs.)	% of limit reached
					MLA/ election agent (Rs.)	Political Party (Rs.)	Any other association/ body of persons/ individual (Rs.)				
1	CHAMPAI SOREN	SERAIKELA KHARSAWAN	SERAIKELLA (ST)	BJP	29,07,522	8,60,800	0	40,00,000 40 Lacs+	37,68,322 37 Lacs+	2,31,678 2 Lacs+	94%
2	SATYENDRA NATH TIWARI	GARHWA	GARHWA	BJP	36,32,939	1,19,000	0	40,00,000 40 Lacs+	37,51,939 37 Lacs+	2,48,061 2 Lacs+	94%
3	RAGINI SINGH	DHANBAD	JHARIA	BJP	24,99,040	3,01,500	7,59,229	40,00,000 40 Lacs+	35,59,769 35 Lacs+	4,40,231 4 Lacs+	89%
4	MANJU KUMARI	GIRIDIH	JAMUA (SC)	BJP	22,25,408	11,92,400	0	40,00,000 40 Lacs+	34,17,808 34 Lacs+	5,82,192 5 Lacs+	85%
5	DEEPIKA PANDEY SINGH	GODDA	MAHAGAMA	INC	26,61,642	1,55,935	5,81,513	40,00,000 40 Lacs+	33,99,090 33 Lacs+	6,00,910 6 Lacs+	85%

Data in this Kit is presented in good faith, with an intention to inform voters. MLAs' Election Expenditure affidavits from the CEO Website (<https://ceo.jharkhand.gov.in/>) is the source of this analysis. Website:- www.adrindia.org, www.myneta.info

S.No.	Name	District	Constituency	Party	Expenditure incurred by MLA			Expense Limit (Rs.)	Total expenses incurred (Rs.)	Difference between Total Expense incurred and Expense Limit (Rs.)	% of limit reached
					MLA/ election agent (Rs.)	Political Party (Rs.)	Any other association/ body of persons/ individual (Rs.)				
6	RAJESH KACHHAP	RANCHI	KHIJRI (ST)	INC	28,75,621	0	5,13,740	40,00,000 40 Lacs+	33,89,361 33 Lacs+	6,10,639 6 Lacs+	85%
7	DASHRATH GAGRAI	SERAIKELA KHARSAWAN	KHARSAWAN (ST)	JMM	31,94,367	0	0	40,00,000 40 Lacs+	**31,94,367 31 Lacs+	8,05,633 8 Lacs+	80%
8	ALOK KUMAR CHAURASIYA	PALAMU	DALTONGANJ	BJP	25,02,756	6,26,469	0	40,00,000 40 Lacs+	31,29,225 31 Lacs+	8,70,775 8 Lacs+	78%
9	BABU LAL MARANDI	GIRIDIH	DHANWAR	BJP	25,11,541	5,86,100	0	40,00,000 40 Lacs+	30,97,641 30 Lacs+	9,02,359 9 Lacs+	77%
10	HAFIZUL HASSAN	DEOGHAR	MADHUPUR	JMM	30,85,355	0	0	40,00,000 40 Lacs+	**30,85,355 30 Lacs+	9,14,645 9 Lacs+	77%
11	DEVENDRA KUNWAR	DUMKA	JARMUNDI	BJP	24,99,993	3,28,767	2,00,419	40,00,000 40 Lacs+	30,29,179 30 Lacs+	9,70,821 9 Lacs+	76%
12	NAGENDRA MAHTO	GIRIDIH	BAGODAR	BJP	20,26,941	9,56,700	0	40,00,000 40 Lacs+	29,83,641 29 Lacs+	10,16,359 10 Lacs+	75%
13	SARYU ROY	EAST SINGHBHUM	JAMSHEDPUR WEST	JD(U)	29,64,392	0	0	40,00,000 40 Lacs+	29,64,392 29 Lacs+	10,35,608 10 Lacs+	74%
14	ANANT PRATAP DEO	GARHWA	BHAWANATHPUR	JMM	28,78,384	0	0	40,00,000 40 Lacs+	28,78,384 28 Lacs+	11,21,616 11 Lacs+	72%
15	ROSHAN LAL CHOUHARY	RAMGARH	BARKAGAON	BJP	27,40,913	1,29,100	0	40,00,000 40 Lacs+	28,70,013 28 Lacs+	11,29,987 11 Lacs+	72%
16	NAVIN JAISWAL	RANCHI	HATIA	BJP	24,95,593	3,60,600	0	40,00,000 40 Lacs+	28,56,193 28 Lacs+	11,43,807 11 Lacs+	71%
17	KUMAR UJJWAL	CHATRA	SIMARIA (SC)	BJP	21,28,995	6,76,610	0	40,00,000 40 Lacs+	28,05,605 28 Lacs+	11,94,395 11 Lacs+	70%
18	SHILPI NEHA TIRKEY	RANCHI	MANDAR (ST)	INC	25,19,815	2,20,000	0	40,00,000 40 Lacs+	27,39,815 27 Lacs+	12,60,185 12 Lacs+	68%
19	PURNIMA SAHU	EAST SINGHBHUM	JAMSHEDPUR EAST	BJP	25,94,219	0	0	40,00,000 40 Lacs+	27,37,680 27 Lacs+	12,62,320 12 Lacs+	68%

Data in this Kit is presented in good faith, with an intention to inform voters. MLAs' Election Expenditure affidavits from the CEO Website (<https://ceo.jharkhand.gov.in/>) is the source of this analysis. Website:- www.adrindia.org, www.myneta.info

S.No.	Name	District	Constituency	Party	Expenditure incurred by MLA			Expense Limit (Rs.)	Total expenses incurred (Rs.)	Difference between Total Expense incurred and Expense Limit (Rs.)	% of limit reached
					MLA/ election agent (Rs.)	Political Party (Rs.)	Any other association/ body of persons/ individual (Rs.)				
20	CHANDRESHWAR PRASAD SINGH	RANCHI	RANCHI	BJP	22,73,480	2,92,400	1,18,000	40,00,000 40 Lacs+	26,83,880 26 Lacs+	13,16,120 13 Lacs+	67%
21	DEEPAK BIRUA	WEST SINGHBHUM	CHAIBASA (ST)	JMM	26,75,804	0	0	40,00,000 40 Lacs+	26,75,804 26 Lacs+	13,24,196 13 Lacs+	67%
22	AMIT KUMAR YADAV	HAZARIBAGH	BARKATHA	BJP	22,92,058	3,60,400	0	40,00,000 40 Lacs+	26,52,458 26 Lacs+	13,47,542 13 Lacs+	66%
23	BHUSHAN BARA	SIMDEGA	SIMDEGA (ST)	INC	20,20,539	6,13,595	0	40,00,000 40 Lacs+	26,34,135 26 Lacs+	13,65,865 13 Lacs+	66%
24	PRADEEP YADAV	GODDA	POREYAHAT	INC	17,95,535	2,78,789	5,48,466	40,00,000 40 Lacs+	26,22,791 26 Lacs+	13,77,209 13 Lacs+	66%
25	NISAT ALAM	PAKUR	PAKUR	INC	25,65,418	0	0	40,00,000 40 Lacs+	25,65,418 25 Lacs+	14,34,582 14 Lacs+	64%
26	RAJ SINHA	DHANBAD	DHANBAD	BJP	15,92,935	3,29,140	6,25,227	40,00,000 40 Lacs+	25,47,302 25 Lacs+	14,52,698 14 Lacs+	64%
27	RABINDRA NATH MAHATO	JAMTARA	NALA	JMM	25,41,624	0	0	40,00,000 40 Lacs+	25,41,624 25 Lacs+	14,58,376 14 Lacs+	64%
28	SANJAY PRASAD YADAV	GODDA	GODDA	RJD	23,05,754	0	2,19,032	40,00,000 40 Lacs+	25,24,786 25 Lacs+	14,75,214 14 Lacs+	63%
29	DR. NEERA YADAV	KODERMA	KODARMA	BJP	23,71,839	1,28,800	0	40,00,000 40 Lacs+	25,00,639 25 Lacs+	14,99,361 14 Lacs+	63%
30	AMIT KUMAR	RANCHI	SILLI	JMM	24,20,610	0	0	40,00,000 40 Lacs+	**24,20,610 24 Lacs+	15,79,390 15 Lacs+	61%
31	PRAKASH RAM	LATEHAR	LATEHAR (SC)	BJP	24,13,483	0	0	40,00,000 40 Lacs+	24,13,483 24 Lacs+	15,86,517 15 Lacs+	60%
32	SHATRUGHAN MAHTO	DHANBAD	BAGHMARA	BJP	21,39,834	2,26,000	33,186	40,00,000 40 Lacs+	23,99,021 23 Lacs+	16,00,979 16 Lacs+	60%
33	MANOJ KUMAR YADAV	HAZARIBAGH	BARHI	BJP	16,61,471	3,22,480	3,91,448	40,00,000 40 Lacs+	23,75,399 23 Lacs+	16,24,601 16 Lacs+	59%

Data in this Kit is presented in good faith, with an intention to inform voters. MLAs' Election Expenditure affidavits from the CEO Website (<https://ceo.jharkhand.gov.in/>) is the source of this analysis. Website:- www.adrindia.org, www.myneta.info

S.No.	Name	District	Constituency	Party	Expenditure incurred by MLA			Expense Limit (Rs.)	Total expenses incurred (Rs.)	Difference between Total Expense incurred and Expense Limit (Rs.)	% of limit reached
					MLA/ election agent (Rs.)	Political Party (Rs.)	Any other association/ body of persons/ individual (Rs.)				
34	CHAMRA LINDA	GUMLA	BISHUNPUR (ST)	JMM	23,67,785	0	0	40,00,000 40 Lacs+	23,67,785 23 Lacs+	16,32,215 16 Lacs+	59%
35	RAM DAS SOREN	EAST SINGHBHUM	GHATSILA (ST)	JMM	23,47,300	0	0	40,00,000 40 Lacs+	23,47,300 23 Lacs+	16,52,700 16 Lacs+	59%
36	IRFAN ANSARI	JAMTARA	JAMTARA	INC	23,05,547	0	0	40,00,000 40 Lacs+	23,05,548 23 Lacs+	16,94,452 16 Lacs+	58%
37	PRADIP PRASAD	HAZARIBAGH	HAZARIBAGH	BJP	18,63,625	4,32,347	0	40,00,000 40 Lacs+	22,95,972 22 Lacs+	17,04,028 17 Lacs+	57%
38	JANARDHAN PASWAN	CHATRA	CHATRA (SC)	Lok Janshakti Party(Ram Vilas)	16,91,150	5,90,000	0	40,00,000 40 Lacs+	22,81,150 22 Lacs+	17,18,850 17 Lacs+	57%
39	YOGENDRA PRASAD	BOKARO	GOMIA	JMM	21,98,563	0	0	40,00,000 40 Lacs+	21,98,564 21 Lacs+	18,01,436 18 Lacs+	55%
40	MAMTA DEVI	RAMGARH	RAMGARH	INC	21,89,014	0	0	40,00,000 40 Lacs+	21,89,014 21 Lacs+	18,10,986 18 Lacs+	55%
41	KUSHWAHA SHASHI BHUSHAN MEHTA	PALAMU	PANKI	BJP	18,96,676	2,84,333	0	40,00,000 40 Lacs+	21,81,011 21 Lacs+	18,18,989 18 Lacs+	55%
42	KUMAR JAIMANGAL (ANUP SINGH)	BOKARO	BERMO	INC	19,07,325	2,56,100	0	40,00,000 40 Lacs+	21,63,425 21 Lacs+	18,36,575 18 Lacs+	54%
43	JAIRAM KUMAR MAHATO	GIRIDIH	DUMRI	Jharkhand Loktantrik Krantikari Morcha	21,37,938	0	0	40,00,000 40 Lacs+	**21,37,938 21 Lacs+	18,62,062 18 Lacs+	53%
44	HEMANT SOREN	SAHEBGANJ	BARHAIT (ST)	JMM	19,11,981	1,78,462	40,400	40,00,000 40 Lacs+	21,30,843 21 Lacs+	18,69,157 18 Lacs+	53%
45	RAMESHWAR ORAON	LOHARDAGA	LOHARDAGA (ST)	INC	21,24,884	0	0	40,00,000 40 Lacs+	21,24,884 21 Lacs+	18,75,116 18 Lacs+	53%
46	NAMAN BIXAL KONGARI	SIMDEGA	KOLEBIRA (ST)	INC	21,14,106	0	0	40,00,000 40 Lacs+	21,14,106 21 Lacs+	18,85,894 18 Lacs+	53%

Data in this Kit is presented in good faith, with an intention to inform voters. MLAs' Election Expenditure affidavits from the CEO Website (<https://ceo.jharkhand.gov.in/>) is the source of this analysis. Website:- www.adrindia.org, www.myneta.info

S.No.	Name	District	Constituency	Party	Expenditure incurred by MLA			Expense Limit (Rs.)	Total expenses incurred (Rs.)	Difference between Total Expense incurred and Expense Limit (Rs.)	% of limit reached
					MLA/ election agent (Rs.)	Political Party (Rs.)	Any other association/ body of persons/ individual (Rs.)				
47	NIRMAL MAHTO	HAZARIBAGH	MANDU	AJSU Party	21,05,130	0	0	40,00,000 40 Lacs+	**21,05,130 21 Lacs+	18,94,870 18 Lacs+	53%
48	UMA KANT RAJAK	BOKARO	CHANDANKIYARI (SC)	JMM	20,96,473	0	0	40,00,000 40 Lacs+	20,96,473 20 Lacs+	19,03,527 19 Lacs+	52%
49	MATHURA PRASAD MAHATO	DHANBAD	TUNDI	JMM	20,63,208	0	0	40,00,000 40 Lacs+	20,63,208 20 Lacs+	19,36,792 19 Lacs+	52%
50	JAGAT MAJHI	WEST SINGHBHUM	MANOHARPUR (ST)	JMM	20,08,422	0	0	40,00,000 40 Lacs+	**20,08,422 20 Lacs+	19,91,578 19 Lacs+	50%
51	BASANT SOREN	DUMKA	DUMKA (ST)	JMM	19,49,672	27,534	0	40,00,000 40 Lacs+	19,77,206 19 Lacs+	20,22,794 20 Lacs+	49%
52	SANJAY KUMAR SINGH YADAV	PALAMU	HUSSAINABAD	RJD	19,03,101	0	0	40,00,000 40 Lacs+	19,03,102 19 Lacs+	20,96,898 20 Lacs+	48%
53	DHANANJAY SOREN	SAHEBGANJ	BORIO (ST)	JMM	19,00,697	0	0	40,00,000 40 Lacs+	19,00,697 19 Lacs+	20,99,303 20 Lacs+	48%
54	SANJIB SARDAR	EAST SINGHBHUM	POTKA (ST)	JMM	13,17,419	0	5,74,010	40,00,000 40 Lacs+	18,91,429 18 Lacs+	21,08,571 21 Lacs+	47%
55	SUKHRAM ORAON	WEST SINGHBHUM	CHAKRADHARPUR (ST)	JMM	18,85,330	0	0	40,00,000 40 Lacs+	18,85,330 18 Lacs+	21,14,670 21 Lacs+	47%
56	SAMIR KUMAR MOHANTY	EAST SINGHBHUM	BAHARAGORA	JMM	18,15,066	0	0	40,00,000 40 Lacs+	18,15,066 18 Lacs+	21,84,934 21 Lacs+	45%
57	NARESH PRASAD SINGH	PALAMU	BISHRAMPUR	RJD	17,84,105	0	0	40,00,000 40 Lacs+	17,84,105 17 Lacs+	22,15,895 22 Lacs+	45%
58	VIKAS KUMAR MUNDA	RANCHI	TAMAR (ST)	JMM	17,74,746	0	0	40,00,000 40 Lacs+	17,74,746 17 Lacs+	22,25,254 22 Lacs+	44%
59	KALPANA MURMU SOREN	GIRIDIH	GANDEY	JMM	17,13,369	59,000	0	40,00,000 40 Lacs+	17,72,369 17 Lacs+	22,27,631 22 Lacs+	44%
60	UDAY SHANKAR SINGH	DEOGHAR	SARATH	JMM	16,94,628	0	0	40,00,000 40 Lacs+	**16,94,628 16 Lacs+	23,05,372 23 Lacs+	42%

Data in this Kit is presented in good faith, with an intention to inform voters. MLAs' Election Expenditure affidavits from the CEO Website (<https://ceo.jharkhand.gov.in/>) is the source of this analysis. Website:- www.adrindia.org, www.myneta.info

S.No.	Name	District	Constituency	Party	Expenditure incurred by MLA			Expense Limit (Rs.)	Total expenses incurred (Rs.)	Difference between Total Expense incurred and Expense Limit (Rs.)	% of limit reached
					MLA/ election agent (Rs.)	Political Party (Rs.)	Any other association/ body of persons/ individual (Rs.)				
61	SUDEEP GUDHIYA	KHUNTI	TORPA (ST)	JMM	16,64,701	0	0	40,00,000 40 Lacs+	**16,64,701 16 Lacs+	23,35,299 23 Lacs+	42%
62	ALOK KUMAR SOREN	DUMKA	SIKARIPARA (ST)	JMM	16,64,050	0	0	40,00,000 40 Lacs+	16,64,050 16 Lacs+	23,35,950 23 Lacs+	42%
63	SABITA MAHATO	SERAIKELA KHARSAWAN	ICHAGARH	JMM	16,43,070	0	0	40,00,000 40 Lacs+	16,43,070 16 Lacs+	23,56,930 23 Lacs+	41%
64	SONA RAM SINKU	WEST SINGHBHUM	JAGANATHPUR (ST)	INC	16,37,843	0	0	40,00,000 40 Lacs+	16,37,843 16 Lacs+	23,62,157 23 Lacs+	41%
65	STEPHEN MARANDI	PAKUR	MAHESHPUR (ST)	JMM	15,65,569	0	0	40,00,000 40 Lacs+	15,65,571 15 Lacs+	24,34,429 24 Lacs+	39%
66	MD. TAJUDDIN	SAHEBGANJ	RAJMAHAL	JMM	15,22,042	0	0	40,00,000 40 Lacs+	**15,22,042 15 Lacs+	24,77,958 24 Lacs+	38%
67	RAMCHANDRA SINGH	LATEHAR	MANIKA (ST)	INC	14,14,073	0	0	40,00,000 40 Lacs+	14,14,070 14 Lacs+	25,85,930 25 Lacs+	35%
68	BHUSHAN TIRKEY	GUMLA	GUMLA (ST)	JMM	14,01,532	0	0	40,00,000 40 Lacs+	14,01,532 14 Lacs+	25,98,468 25 Lacs+	35%
69	HEMLAL MURMU	PAKUR	LITIPARA (ST)	JMM	14,01,509	0	0	40,00,000 40 Lacs+	14,01,509 14 Lacs+	25,98,491 25 Lacs+	35%
70	LOIS MARANDI	DUMKA	JAMA (ST)	JMM	13,98,313	0	0	40,00,000 40 Lacs+	13,98,472 13 Lacs+	26,01,528 26 Lacs+	35%
71	RADHA KRISHANA KISHORE	PALAMU	CHHATARPUR (SC)	INC	13,13,018	0	60,500	40,00,000 40 Lacs+	13,73,518 13 Lacs+	26,26,482 26 Lacs+	34%
72	MANGAL KALINDI	EAST SINGHBHUM	JUGSALAI (SC)	JMM	13,64,158	0	0	40,00,000 40 Lacs+	13,64,158 13 Lacs+	26,35,842 26 Lacs+	34%
73	CHANDRADEO MAHATO	DHANBAD	SINDRI	CPI(ML)(L)	11,48,891	1,47,500	0	40,00,000 40 Lacs+	12,96,391 12 Lacs+	27,03,609 27 Lacs+	32%
74	NIRAL PURTY	WEST SINGHBHUM	MAJHGAON (ST)	JMM	12,79,774	0	0	40,00,000 40 Lacs+	12,79,774 12 Lacs+	27,20,226 27 Lacs+	32%

Data in this Kit is presented in good faith, with an intention to inform voters. MLAs' Election Expenditure affidavits from the CEO Website (<https://ceo.jharkhand.gov.in/>) is the source of this analysis. Website:- www.adrindia.org, www.myneta.info

S.No.	Name	District	Constituency	Party	Expenditure incurred by MLA			Expense Limit (Rs.)	Total expenses incurred (Rs.)	Difference between Total Expense incurred and Expense Limit (Rs.)	% of limit reached
					MLA/ election agent (Rs.)	Political Party (Rs.)	Any other association/ body of persons/ individual (Rs.)				
75	SHWETTAA SINGH	BOKARO	BOKARO	INC	11,80,222	0	0	40,00,000 40 Lacs+	11,80,222 11 Lacs+	28,19,778 28 Lacs+	30%
76	ARUP CHATTERJEE	DHANBAD	NIRSA	CPI(ML)(L)	9,67,010	2,10,613	0	40,00,000 40 Lacs+	11,77,624 11 Lacs+	28,22,376 28 Lacs+	29%
77	SUDIVYA KUMAR	GIRIDIH	GIRIDIH	JMM	10,79,701	0	0	40,00,000 40 Lacs+	**10,79,701 10 Lacs+	29,20,299 29 Lacs+	27%
78	JIGA SUSARAN HORO	GUMLA	SISAI (ST)	JMM	10,55,831	0	0	40,00,000 40 Lacs+	10,55,831 10 Lacs+	29,44,169 29 Lacs+	26%
79	RAM SURYA MUNDA	KHUNTI	KHUNTI (ST)	JMM	10,51,928	0	0	40,00,000 40 Lacs+	10,51,928 10 Lacs+	29,48,072 29 Lacs+	26%
80	SURESH KUMAR BAITHA	RANCHI	KANKE (SC)	INC	8,97,698	0	44,000	40,00,000 40 Lacs+	9,41,698 9 Lacs+	30,58,302 30 Lacs+	24%
81	SURESH PASWAN	DEOGHAR	DEOGHAR (SC)	RJD	8,29,356	0	0	40,00,000 40 Lacs+	8,29,356 8 Lacs+	31,70,644 31 Lacs+	21%

Table: Election expenses declared by MLAs in Jharkhand Assembly Elections, 2024: Full Details

**on total expenses value indicates that the MLA has not provided the total in their expenditure affidavits, it has been calculated on the basis of details provided by them in the same

Upgraded MyNeta App

Association for Democratic Reforms and National Election Watch present

THE UPGRADED MYNETA APP

DOWNLOAD TODAY!

And be a part of our **#MeraVoteMeraDesh** Campaign

Visit our website:
www.adrindia.org
www.myneta.info

Data in this Kit is presented in good faith, with an intention to inform voters. MLAs' Election Expenditure affidavits from the CEO Website (<https://ceo.jharkhand.gov.in/>) is the source of this analysis. Website:- www.adrindia.org, www.myneta.info


To get information about candidates/parties/MPs/MLAs/corporators/PILs in courts

Journalist Helpline no.-80103-94248
Subscribe to ADR on [WhatsApp](#) for updates: 7840067840

Visit: [adrindia.org](#) and [myneta.info](#)
Email: adr@adrindia.org

To contact ADR State Partners, visit: <https://adrindia.org/about-adr/state-coordinators>

Social Media Handles



Our Websites

www.adrindia.org

Provides detailed analytical reports of Lok Sabha, State Assemblies, Local Body Elections & Financial Reports and ongoing PILs in courts

www.myneta.info

Provides full information of criminal cases, asset, liability and education details declared by candidates in the self sworn affidavits

Android App

MyNeta

The criminal, financial, educational & other background information self declared by candidates in their affidavits during elections is now available on your mobile phones

Office Address

Association for Democratic Reforms
T-95, C.L. House, 2nd Floor,
Gulmohar Commercial Complex
Gautam Nagar,
Near Green Park Metro Station (Gautam Nagar exit),
New Delhi-110 049
Phone : +91-011-4165-4200

Contact Details

Jharkhand Election Watch

Mr. Sudhir Pal
State Coordinator
+91-0651 3565586
+91-94311-07277
+91-70041-27649
manthanyuvasanathan@gmail.com

Association for Democratic Reforms/National Election Watch

<p>Media and Journalist Helpline</p> <p>+91 80103 94248 Email: adr@adrindia.org</p>	<p>Maj.Gen. Anil Verma (Retd) Head</p> <p>Association for Democratic Reforms, National Election Watch 011 4165 4200, adr@adrindia.org, anilverma@adrindia.org</p>	<p>Prof Jagdeep Chhokar IIM Ahmedabad (Retd.) Founder Member,</p> <p>Association for Democratic Reforms, National Election Watch jchhokar@gmail.com</p>	<p>Prof Trilochan Sastry IIM Bangalore Founder Member,</p> <p>Association for Democratic Reforms, National Election Watch tsastry@gmail.com</p>
--	--	--	---

DISCLAIMER

All information about MLAs, in this report has been taken from the election expenditure statements filed by them and submitted to the Chief Electoral Officer, Jharkhand. **ADR does not add or subtract any information, unless the EC changes the data. In particular, no unverified information from any other source is used.** Copies of election expenditure statements were obtained from the CEO's website (<https://ceo.jharkhand.gov.in/>). While all efforts have been made to ensure that the information is in keeping with what is mentioned in the election expenditure statements, in case of discrepancy between information in this report and that given in the election expenditure statements, the information reported in the election expenditure statements filed by MLAs should be treated as correct. Association for Democratic Reforms, Jharkhand Election Watch and their volunteers are not responsible or liable for any damage arising directly or indirectly from the publication of this report.

Data in this Kit is presented in good faith, with an intention to inform voters. MLAs' Election Expenditure affidavits from the CEO Website (<https://ceo.jharkhand.gov.in/>) is the source of this analysis. Website:- www.adrindia.org, www.myneta.info