



*25 Years
in the service of the nation*

Data in this Kit is presented in good faith, with an intention to inform voters. MLAs' Election Expenditure affidavits from the CEO Website (<https://ceoodisha.nic.in/en/>) is the source of this analysis. Website:- www.adrindia.org, www.myneta.info

12th August, 2024

Press Release

Odisha Assembly Elections 2024

Analysis of Election Expenditure Statements of MLAs

Association for Democratic Reforms

T-95, C.L. House, 2nd Floor,
Near Gulmohar Commercial Complex
Gautam Nagar,
New Delhi-110 049
Phone: +91-011-4165-4200
Email: adr@adrindia.org

Contents

ODISHA ASSEMBLY ELECTIONS 2024.....	2
ANALYSIS OF ELECTION EXPENDITURE STATEMENTS OF MLAs ODISHA ASSEMBLY ELECTIONS, 2024.....	5
SUMMARY AND HIGHLIGHTS OF ELECTION EXPENSES OF MLAs FROM THE ODISHA ASSEMBLY 2024 ELECTIONS.....	6
1. LESS THAN 50% OF THE LIMIT.....	6
2. AVERAGE ELECTION EXPENSES.....	6
3. PARTY-WISE AVERAGE ELECTION EXPENSES.....	6
4. TOP 3 MLAs WITH HIGHEST ELECTION EXPENSES.....	7
5. MLAs WITH LOWEST ELECTION EXPENSES.....	8
6. EXPENSE ON PUBLIC MEETING, RALLY, AND PROCESSIONS WITH STAR CAMPAIGNERS (OTHER THAN THOSE FOR GENERAL PARTY PROPAGANDA).....	8
7. EXPENSE ON PUBLIC MEETING, RALLY, AND PROCESSIONS WITHOUT STAR CAMPAIGNERS (OTHER THAN THE ONES WITH STAR CAMPAIGNERS OF THE POLITICAL PARTY).....	8
8. EXPENSE ON CAMPAIGNING THROUGH ELECTRONIC/PRINT MEDIA.....	8
9. EXPENSE ON CAMPAIGN WORKERS.....	8
10. EXPENSE ON CAMPAIGN MATERIALS.....	8
11. EXPENSE ON CAMPAIGN VEHICLES.....	9
12. EXPENSE ON VIRTUAL CAMPAIGN.....	9
13. EXPENSE ON PUBLISHING OF DECLARATION REGARDING CRIMINAL CASES.....	9
14. PARTY-WISE AVERAGE ELECTION EXPENSES ON PUBLIC MEETINGS, PROCESSIONS ETC. WITH STAR CAMPAIGNERS.....	11
15. PARTY-WISE AVERAGE ELECTION EXPENSES ON PUBLIC MEETINGS, PROCESSIONS ETC. WITHOUT STAR CAMPAIGNERS (OTHER THAN THE ONES WITH STAR CAMPAIGNERS OF THE POLITICAL PARTY).....	12
16. PARTY WISE AVERAGE ELECTION EXPENSE OF MLAs ON CAMPAIGN MATERIALS.....	13
17. PARTY WISE AVERAGE ELECTION EXPENSE OF MLAs ON ELECTRONIC MEDIA.....	14

Data in this Kit is presented in good faith, with an intention to inform voters. MLAs' Election Expenditure affidavits from the CEO Website (<https://ceoodisha.nic.in/en/>) is the source of this analysis. Website:- www.adrindia.org, www.myneta.info

18. PARTY WISE AVERAGE ELECTION EXPENSE OF MLAs ON CAMPAIGN VEHICLES.....	15
19. PARTY WISE AVERAGE ELECTION EXPENSE OF MLAs ON CAMPAIGN WORKERS.....	16
TOP 10 MLAs WITH HIGHEST DECLARED ELECTION EXPENSES IN 2024 ODISHA ASSEMBLY ELECTIONS.....	17
10 MLAs WITH LOWEST ELECTION EXPENSES DECLARED.....	19
SUMMARY AND HIGHLIGHTS OF FUNDS RAISED BY MLAs IN THE ODISHA ASSEMBLY 2024 ELECTIONS.....	20
1. PERCENTAGE BREAK-DOWN OF FUNDS RECEIVED BY MLAs.....	20
2. MLAs WHO RAISED FUNDS FROM POLITICAL PARTIES.....	20
3. MLAs WHO RAISED FUNDS THROUGH ANY PERSON/ COMPANY/ FIRM/ ASSOCIATIONS/ BODY OF PERSONS ETC AS LOAN, GIFT OR DONATION ETC.....	20
4. SELF-FUNDS USED FOR ELECTION CAMPAIGN.....	21
5. AVERAGE FUNDS RAISED FROM POLITICAL PARTIES (PARTY-WISE).....	21
6. AVERAGE FUNDS RAISED THROUGH ANY PERSON/COMPANY/FIRM/ASSOCIATIONS/BODY OF PERSONS ETC AS LOAN, GIFT OR DONATION ETC (PARTY-WISE).....	21
AVERAGE SELF-FUNDS USED FOR ELECTION CAMPAIGN (PARTY-WISE).....	21
AVERAGE FUNDS RAISED FROM POLITICAL PARTIES (PARTY-WISE).....	22
AVERAGE FUNDS RAISED FROM OTHER SOURCES (PARTY-WISE).....	22
ELECTION EXPENSES DECLARED BY MLAs IN ODISHA ASSEMBLY ELECTIONS, 2024: FULL DETAILS.....	23
CONTACT DETAILS.....	35
DISCLAIMER.....	35

Data in this Kit is presented in good faith, with an intention to inform voters. MLAs' Election Expenditure affidavits from the CEO Website (<https://ceoodisha.nic.in/en/>) is the source of this analysis. Website:- www.adrindia.org, www.myneta.info

Analysis of Election Expenditure Statements of MLAs Odisha Assembly Elections, 2024

According to Section 78 of the Representation of the People Act, 1951, every contesting candidate has to lodge a true copy of his election expenses within 30 days from the date of declaration of result of election, with the District Election Officer in all States and Union Territories. Association for Democratic Reforms (ADR) and Odisha Election Watch have analysed all 147 election expenditure statements submitted after the Odisha Assembly Election 2024 for newly elected MLAs. The expenditure limit for the MLAs during the Odisha Assembly elections was **Rs. 40 lakhs**. These election expense documents include details of expenses on public meetings and processions, campaigning through electronic and print media, expense on campaign workers, expense on vehicles used, expense on virtual campaign, expense on publishing of declaration regarding criminal cases and expense on campaign materials.

Recommendations:

1. Each Winner is required to file his election expenditure statement within 30 days of the results of the elections, the deadline in case of the Odisha Assembly Elections being the 5th July 2024. However, it was observed that the election expenditure statements of the Winners were not uploaded on the CEO/DEO's website till significantly after the deadline. **It is recommended that the Abstract Expenditure Statement (Annexure E2) of the MLAs is uploaded on the website of the CEO within 72 hours of the receipt of the statement.**
2. The deadline for filing an election petition against any Winner is 45 days after the declaration of the results. Generally, MLAs submit their election expenditure statements towards the end of the 30 days given for submission of the statements. This leaves 15 days for any common citizen to file an election petition against any Winner. The deadline for filing an election petition should be increased in order to give the citizens time to scrutinize the election expenditure statements of the MLAs and gather the relevant documents/proof etc. for the election petition.
3. As has been instated in the filing of affidavits during the elections, the MLAs should not be allowed to keep any field blank on the Abstract Election Expenditure statement (Annexure E2) and Schedule 1 to 11. The statements must be filled in a legible format and overwriting of amounts in the statement should be discouraged.

Summary and Highlights of Election Expenses of MLAs from the Odisha Assembly 2024 Elections

- 1. Less than 50% of the Limit:** The candidate expenditure limit for Odisha assembly elections 2024 was Rs 40 lakhs. Out of **147** MLAs analysed, **21 (14%)** MLAs have declared election expenses less than **50%** of the expense limit in their constituency.
- 2. Average Election Expenses:** Based on the election expense declarations of **147** MLAs from Odisha Assembly, the average amount of money spent by them in the elections is **Rs 26.22 lakhs, which is 66% of the expense limit.**
- 3. Party-wise Average Election Expenses:** The party wise average election expenses shows that the average spending for **78 MLAs** from **BJP** is **Rs.25.39 lakhs** (63.5% of the expense limit), for **51 MLAs** from **BJD** is **Rs.31.17 lakhs** (77.9% of the expense limit), for **14 MLAs** from **INC** is **Rs.14.54 lakhs** (36.4% of the expense limit), for **1 MLA** from **CPI(M)** is **Rs.36.57 lakhs** (91.4% of the expense limit) and **3 independent MLAs** have spent **Rs.14.77 lakhs** (36.9% of the expense limit).

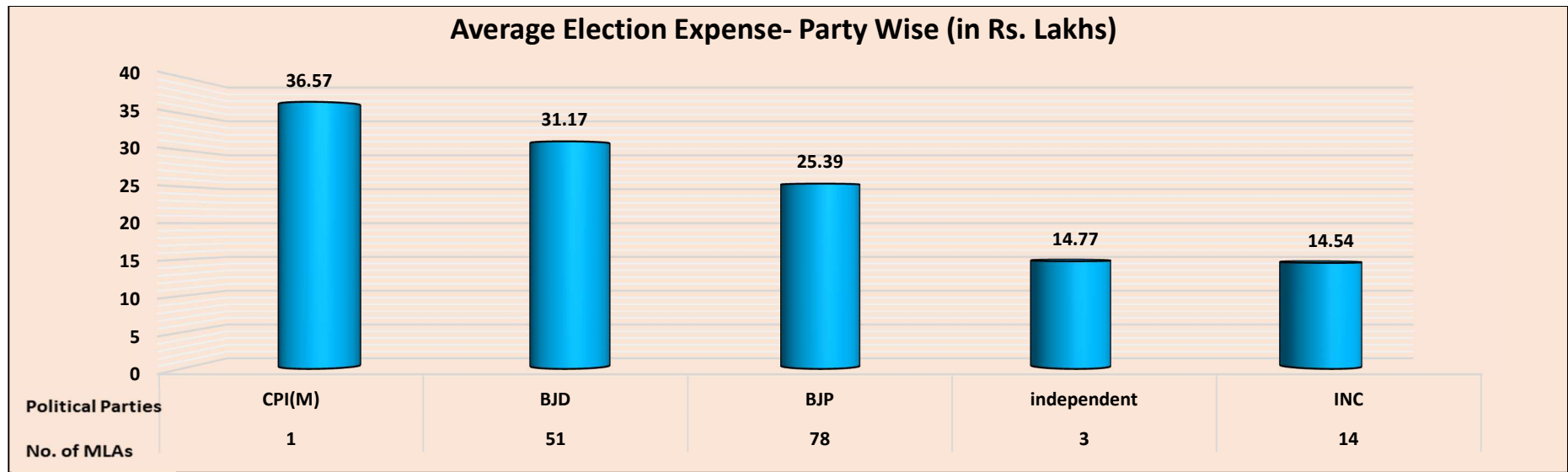


Figure: Party-wise Average Election Expenses (Rs.in lakhs)

Data in this Kit is presented in good faith, with an intention to inform voters. MLAs' Election Expenditure affidavits from the CEO Website (<https://ceoodisha.nic.in/en/>) is the source of this analysis. Website:- www.adrindia.org, www.myneta.info

S.No.	Party	No. of MLAs Analyzed	Expense Limit (Rs.)	Party-Wise Average Election Expense (Rs.)	Party-Wise % of Average Limit
1	BJP	78	40,00,000 40 Lacs+	25,39,043 25 Lacs+	63.5 %
2	BJD	51	40,00,000 40 Lacs+	31,17,026 31 Lacs+	77.9 %
3	INC	14	40,00,000 40 Lacs+	14,54,761 14 Lacs+	36.4 %
4	IND	3	40,00,000 40 Lacs+	14,77,067 14 Lacs+	36.9 %
5	CPI(M)	1	40,00,000 40 Lacs+	36,57,261 36 Lacs+	91.4 %
Total		147	40,00,000 40 Lacs+	26,22,237 26 Lacs+	66 %

Table: Party-wise Average Expenses declared

4. Top 3 MLAs with highest Election Expenses: The details of top 3 MLAs who have declared highest election expenses are given below:

S.No.	Name	District	Constituency	Party	Expense Limit (Rs.)	Total expenses incurred (Rs.)	% of limit reached
1	Ananta Narayan Jena	Khordha	Bhubaneswar Central (Madhya)	BJD	40,00,000 40 Lacs+	37,67,437 37 Lacs+	94%
2	Bhaskar Madhei	Mayurbhanj	Udala (ST)	BJP	40,00,000 40 Lacs+	37,29,530 37 Lacs+	93%
3	Prakash Soren	Mayurbhanj	Baripada (ST)	BJP	40,00,000 40 Lacs+	37,19,093 37 Lacs+	93%

Table: Top 3 MLAs with highest election expenditure

5. MLAs with lowest Election Expenses: The details of 3 MLAs who have declared lowest election expenses are given below:

S.No.	Name	District	Constituency	Party	Expense Limit (Rs.)	Total expenses incurred (Rs.)	% of limit reached
1	Ashok Kumar Das	Bhadrak	Basudevpur	INC	40,00,000 40 Lacs+	8,67,696 8 Lacs+	22%
2	Prafulla Chandra Pradhan	Kandhamal	G. Udayagiri (ST)	INC	40,00,000 40 Lacs+	9,44,150 9 Lacs+	24%
3	Mangu Khilla	Malkangiri	Chittrakonda (ST)	INC	40,00,000 40 Lacs+	9,45,749 9 Lacs+	24%

Table: 3 MLAs with lowest election expenditure

- 6. Expense on Public Meeting, Rally, and Processions with Star Campaigners (other than those for general party propaganda):** Out of the **147** MLAs analyzed, **131 (89%) MLAs** have declared that **they have spent funds** on public meetings, processions etc. with star campaigners (other than those for general party propaganda) and **16 (11%) MLAs** have declared that **they have not spent any funds** on public meetings, processions etc. with star campaigners (other than those for general party propaganda).
- 7. Expense on Public Meeting, Rally, and Processions without Star Campaigners (other than the ones with star campaigners of the political party):** Out of the **147** MLAs analyzed, **all 147 (100%) MLAs** have declared that **they have spent funds** on public meetings, processions etc. without star campaigners (other than the ones with star campaigners of the political party).
- 8. Expense on Campaigning through electronic/print media:** **58 (39%) MLAs** have declared that **they have spent funds** on campaigning through electronic/print media and **89 (61%) MLAs** have declared that **they have not spent any funds** on campaigning through electronic/print media.
- 9. Expense on Campaign Workers:** **130 (88%) MLAs** have declared that **they have spent funds** on campaign workers and **17 (12%) MLAs** have declared that **they have not spent any funds** on campaign workers.
- 10. Expense on Campaign Materials:** **108 (73%) MLAs** have declared that **they have spent funds** on campaign materials and **39 (27%) MLAs** have declared that **they have not spent any funds** on campaign materials.

-
- 11. Expense on Campaign Vehicles:** 145 (99%) MLAs have declared that **they have spent funds on** campaign vehicles and **2 (1%) MLAs** have declared that **they have not spent any funds on** campaign vehicles.
- 12. Expense on Virtual Campaign:** 8(5%) MLAs have declared that **they have spent funds on** virtual campaigns and **139 (95%) MLAs** have declared that **they have not spent any funds on** virtual campaigns.
- 13. Expense on Publishing of Declaration Regarding Criminal Cases:** Out of the **85 MLAs** analysed with declared criminal cases, **81 (95%) MLAs** have declared that **they have spent funds** on publishing of declarations regarding criminal cases and **4 (5%) MLAs** have declared that **they have not spent any funds on** on publishing of declarations regarding criminal cases.

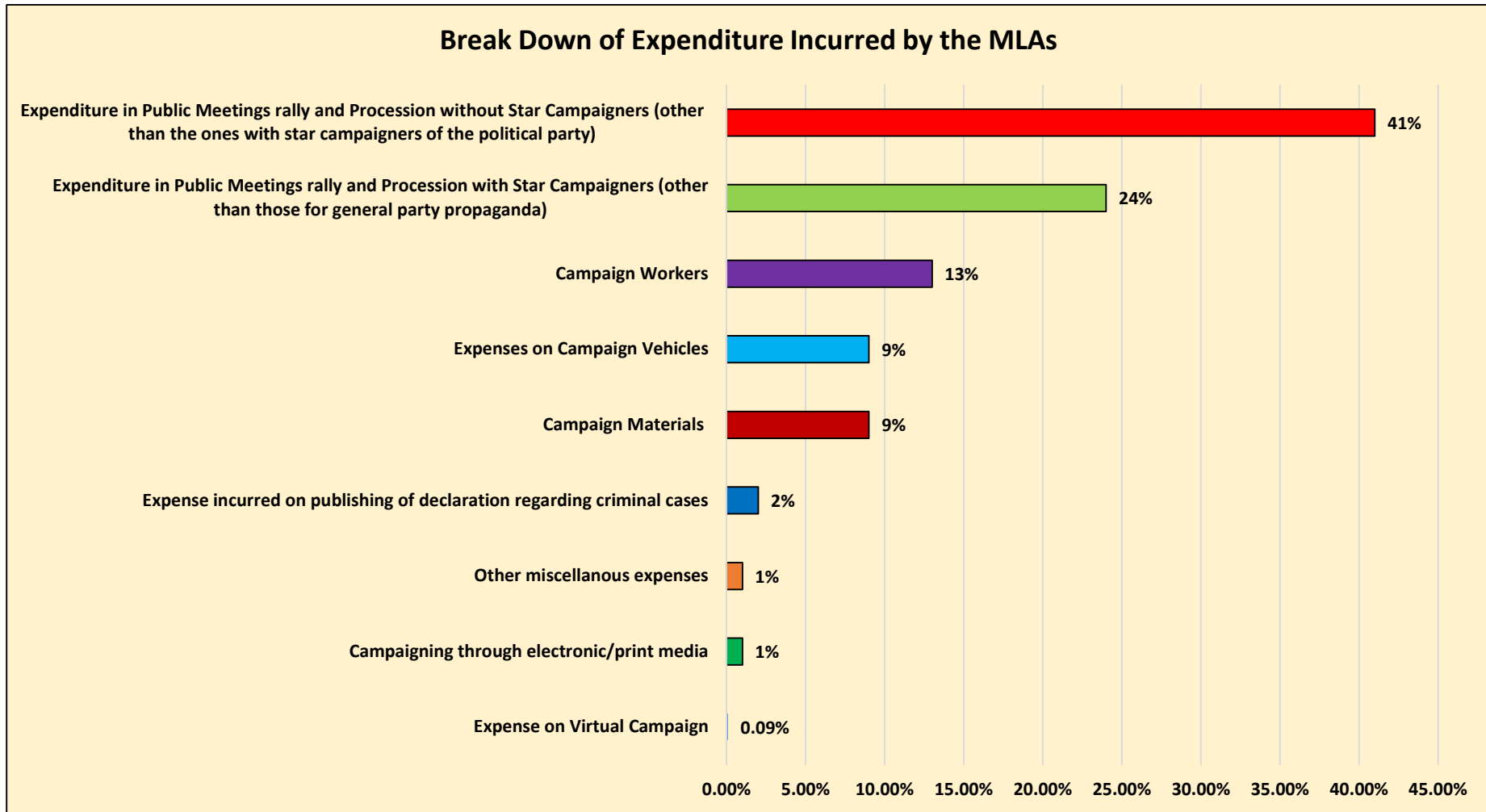


Figure: Break Down of Elections Expenses Incurred by MLAs

Data in this Kit is presented in good faith, with an intention to inform voters. MLAs' Election Expenditure affidavits from the CEO Website (<https://ceoodisha.nic.in/en/>) is the source of this analysis. Website:- www.adrindia.org, www.myneta.info

14. Party-wise Average Election Expenses on Public Meetings, Processions etc. with Star Campaigners (other than those for general propaganda):

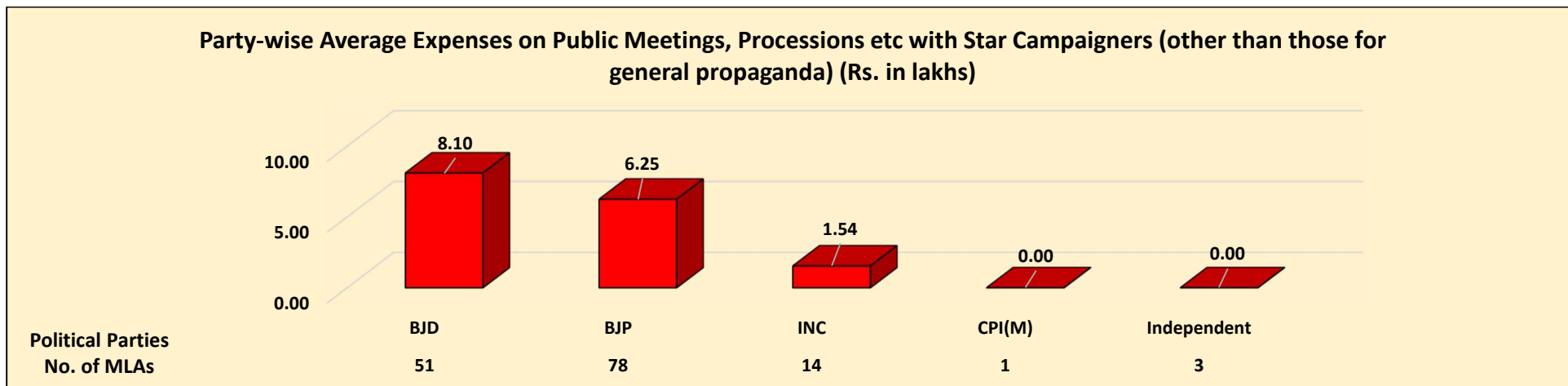


Figure: Party-wise Average Expenses on Public Meetings, Processions etc. with Star Campaigners (other than those for general propaganda) (Rs. in Lakhs)

S.No.	Party	No. of MLAs Analyzed	Expense Limit (Rs.)	Party-Wise Average Election Expense (Rs.)	Party-Wise Average Expense on Meetings, Processions etc with star campaigners (other than those for general propaganda) (Rs.)	Party-Wise % of Average Expense on Meetings, Processions etc with star campaigners (other than those for general propaganda)
1	BJP	78	40,00,000 40 Lacs+	25,39,043 25 Lacs+	6,25,106 6 Lacs+	24.6 %
2	BJD	51	40,00,000 40 Lacs+	31,17,026 31 Lacs+	8,10,593 8 Lacs+	26 %
3	INC	14	40,00,000 40 Lacs+	14,54,761 14 Lacs+	1,54,421 1 Lacs+	10.6 %
4	IND	3	40,00,000 40 Lacs+	14,77,067 14 Lacs+	0	0 %
5	CPI(M)	1	40,00,000 40 Lacs+	36,57,261 36 Lacs+	0	0 %
Total		147	40,00,000 40 Lacs+	26,22,237 26 Lacs+	6,27,622 6 Lacs+	24 %

Table: Party-wise Average Expenses on Public Meetings, Processions etc. with Star Campaigners (other than those for general propaganda)

Data in this Kit is presented in good faith, with an intention to inform voters. MLAs' Election Expenditure affidavits from the CEO Website (<https://ceoodisha.nic.in/en/>) is the source of this analysis. Website:- www.adrindia.org, www.myneta.info

15. Party-wise Average Election Expenses on Public Meetings, Processions etc. without Star Campaigners (other than the ones with star campaigners of the political party):

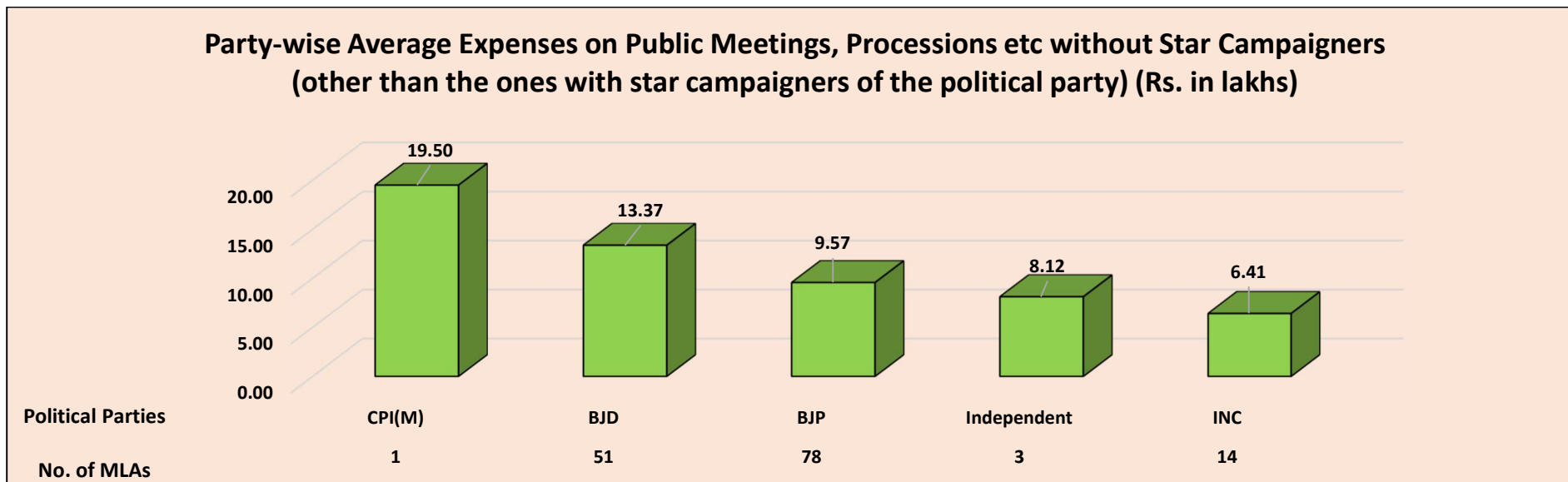


Figure: Party-wise Average Election Expenses on Public Meetings, Processions etc. without Star Campaigners (other than the ones with star campaigners of the political party) (Rs.in lakhs)

S.No.	Party	No. of MLAs Analyzed	Expense Limit (Rs.)	Party-Wise Average Election Expense (Rs.)	Party-Wise Average Expense on Meetings, Processions etc without star campaigners (other than the ones with star campaigners of the political party) (Rs.)	Party-Wise % of Average Expense on Meetings, Processions etc without star campaigners (other than the ones with star campaigners of the political party)
1	BJP	78	40,00,000 40 Lacs+	25,39,043 25 Lacs+	9,57,569 9 Lacs+	37.7 %
2	BJD	51	40,00,000 40 Lacs+	31,17,026 31 Lacs+	13,37,017 13 Lacs+	42.9 %
3	INC	14	40,00,000 40 Lacs+	14,54,761 14 Lacs+	6,41,405 6 Lacs+	44.1 %

Data in this Kit is presented in good faith, with an intention to inform voters. MLAs' Election Expenditure affidavits from the CEO Website (<https://ceoodisha.nic.in/en/>) is the source of this analysis. Website:- www.adrindia.org, www.myneta.info

S.No.	Party	No. of MLAs Analyzed	Expense Limit (Rs.)	Party-Wise Average Election Expense (Rs.)	Party-Wise Average Expense on Meetings, Processions etc without star campaigners (other than the ones with star campaigners of the political party) (Rs.)	Party-Wise % of Average Expense on Meetings, Processions etc without star campaigners (other than the ones with star campaigners of the political party)
4	IND	3	40,00,000 40 Lacs+	14,77,067 14 Lacs+	8,12,430 8 Lacs+	55 %
5	CPI(M)	1	40,00,000 40 Lacs+	36,57,261 36 Lacs+	19,50,923 19 Lacs+	53.3 %
Total		147	40,00,000 40 Lacs+	26,22,237 26 Lacs+	10,62,899 10 Lacs+	41 %

Table: Party-wise Average Expenses on Public Meetings, Processions etc. without Star Campaigners (other than the ones with star campaigners of the political party)

16. Party Wise Average Election Expense of MLAs on Campaign Materials:

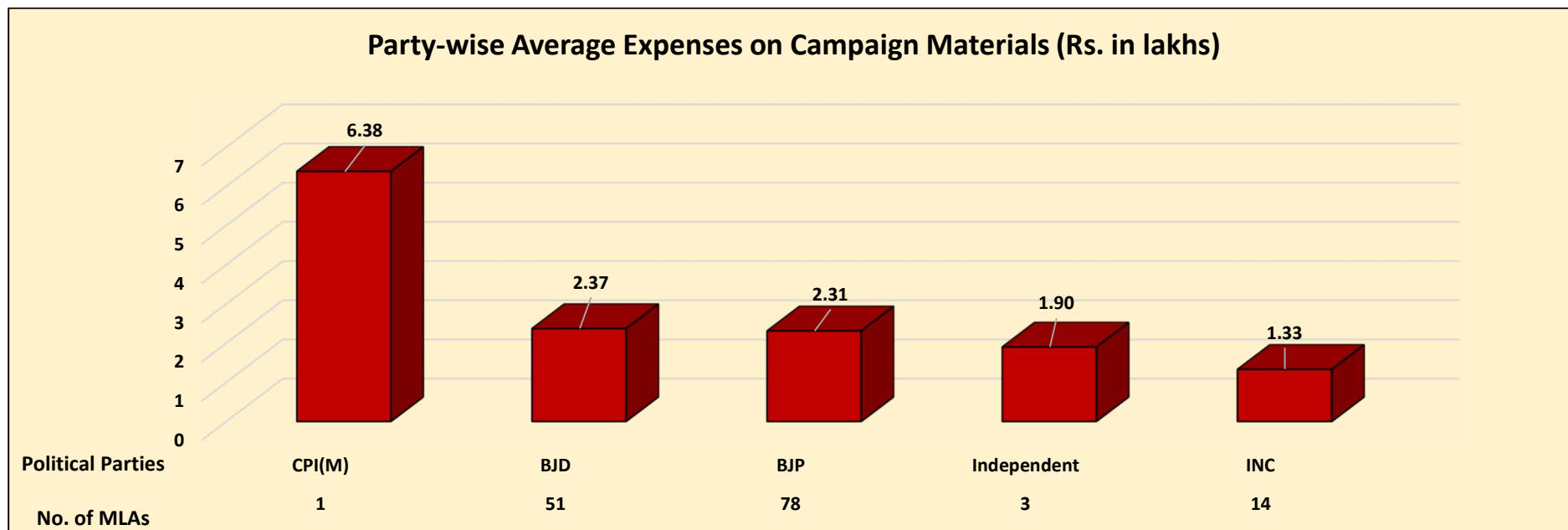


Figure: Party-wise Average Election Expenses on Campaign Materials (Rs.in lakhs)

Data in this Kit is presented in good faith, with an intention to inform voters. MLAs' Election Expenditure affidavits from the CEO Website (<https://ceoodisha.nic.in/en/>) is the source of this analysis. Website:- www.adrindia.org, www.myneta.info

S.No.	Party	No. of MLAs Analyzed	Expense Limit (Rs.)	Party-Wise Average Election Expense (Rs.)	Party-Wise Average Expense on Campaign Materials (Rs.)	Party-Wise % of Average Expense on Campaign Materials
1	BJP	78	40,00,000 40 Lacs+	25,39,043 25 Lacs+	2,31,270 2 Lacs+	9.1 %
2	BJD	51	40,00,000 40 Lacs+	31,17,026 31 Lacs+	2,37,558 2 Lacs+	7.6 %
3	INC	14	40,00,000 40 Lacs+	14,54,761 14 Lacs+	1,33,779 1 Lacs+	9.2 %
4	IND	3	40,00,000 40 Lacs+	14,77,067 14 Lacs+	1,90,915 1 Lacs+	12.9 %
5	CPI(M)	1	40,00,000 40 Lacs+	36,57,261 36 Lacs+	6,38,940 6 Lacs+	17.5 %
Total		147	40,00,000 40 Lacs+	26,22,237 26 Lacs+	2,26,116 2 Lacs+	9 %

Table: Party-wise Average Election Expense of MLAs on Campaign Materials

17. Party Wise Average Election Expense of MLAs on Electronic Media:

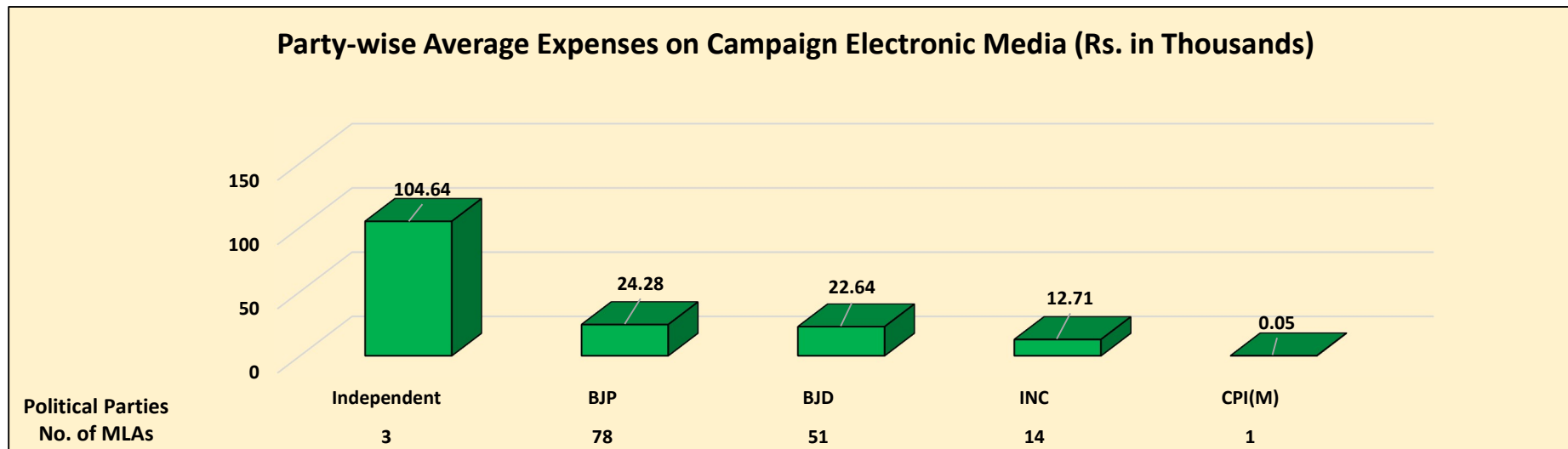


Figure: Party-wise Average Election Expenses on Campaign Electronic Media (Rs. in Thousands)

Data in this Kit is presented in good faith, with an intention to inform voters. MLAs' Election Expenditure affidavits from the CEO Website (<https://ceoodisha.nic.in/en/>) is the source of this analysis. Website:- www.adrindia.org, www.myneta.info

S.No.	Party	No. of MLAs Analyzed	Expense Limit (Rs.)	Party-Wise Average Election Expense (Rs.)	Party-Wise Average Expense on Electronic Media (Rs.)	Party-Wise % of Average Expense on Electronic Media
1	BJP	78	40,00,000 40 Lacs+	25,39,043 25 Lacs+	24,283 24 Thou+	1 %
2	BJD	51	40,00,000 40 Lacs+	31,17,026 31 Lacs+	22,647 22 Thou+	0.7 %
3	INC	14	40,00,000 40 Lacs+	14,54,761 14 Lacs+	12,715 12 Thou+	0.9 %
4	IND	3	40,00,000 40 Lacs+	14,77,067 14 Lacs+	1,04,647 1 Lacs+	7.1 %
5	CPI(M)	1	40,00,000 40 Lacs+	36,57,261 36 Lacs+	5,000 5 Thou+	0.1 %
Total		147	40,00,000 40 Lacs+	26,22,237 26 Lacs+	24,123 24 Thou+	1 %

Table: Party-wise Average Election Expense of MLAs on Electronic Media

18. Party Wise Average Election Expense of MLAs on Campaign Vehicles:

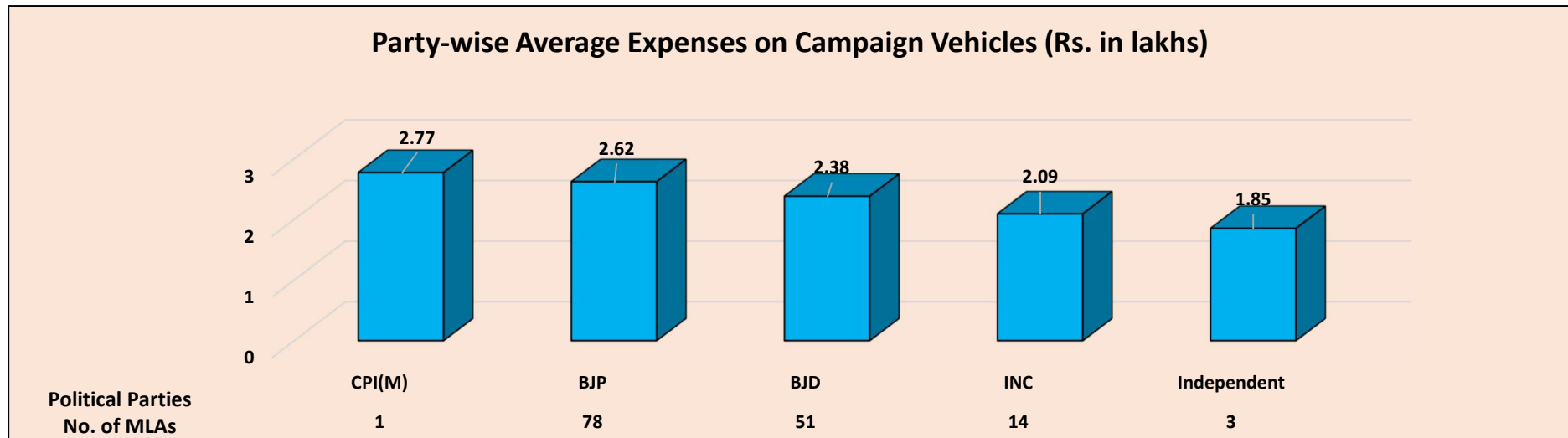


Figure: Party-wise Average Election Expenses on Campaign Vehicles (Rs. in lakhs)

Data in this Kit is presented in good faith, with an intention to inform voters. MLAs' Election Expenditure affidavits from the CEO Website (<https://ceoodisha.nic.in/en/>) is the source of this analysis. Website:- www.adrindia.org, www.myneta.info

S.No.	Party	No. of MLAs Analyzed	Expense Limit (Rs.)	Party-Wise Average Election Expense (Rs.)	Party-Wise Average Expense on Campaign Vehicles (Rs.)	Party-Wise % of Average Expense on Campaign Vehicles
1	BJP	78	40,00,000 40 Lacs+	25,39,043 25 Lacs+	2,62,451 2 Lacs+	10.3 %
2	BJD	51	40,00,000 40 Lacs+	31,17,026 31 Lacs+	2,38,189 2 Lacs+	7.6 %
3	INC	14	40,00,000 40 Lacs+	14,54,761 14 Lacs+	2,09,094 2 Lacs+	14.4 %
4	IND	3	40,00,000 40 Lacs+	14,77,067 14 Lacs+	1,85,267 1 Lacs+	12.5 %
5	CPI(M)	1	40,00,000 40 Lacs+	36,57,261 36 Lacs+	2,77,000 2 Lacs+	7.6 %
Total		147	40,00,000 40 Lacs+	26,22,237 26 Lacs+	2,47,476 2 Lacs+	9 %

Table: Party-wise Average Election Expense of MLAs on Campaign Vehicles

19. Party Wise Average Election Expense of MLAs on Campaign Workers:

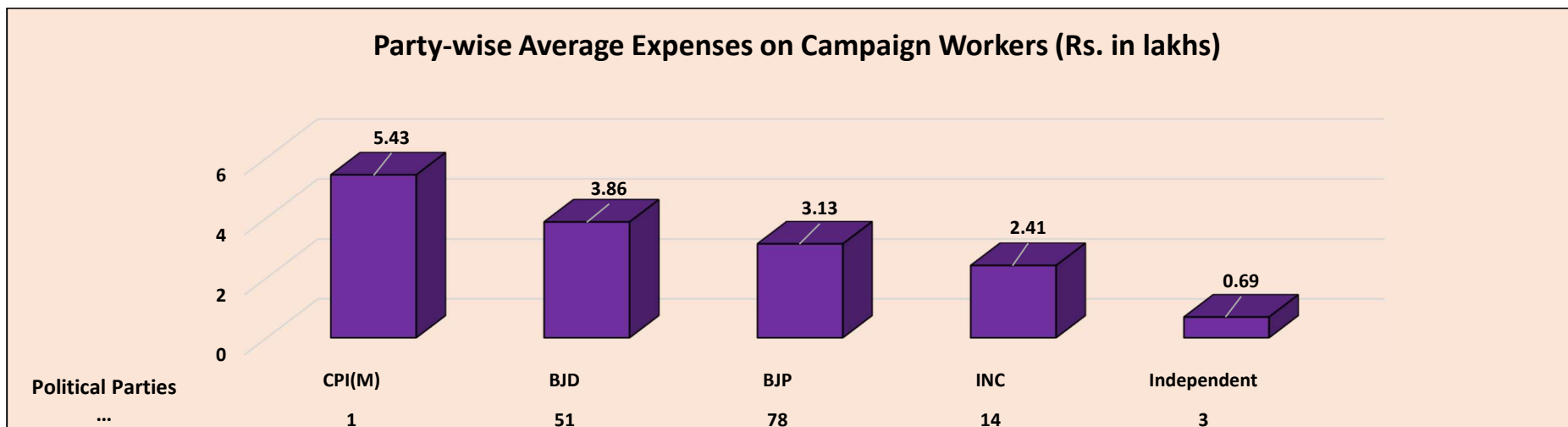


Figure: Party-wise Average Election Expenses on Campaign Workers (Rs. in Lakhs)

Data in this Kit is presented in good faith, with an intention to inform voters. MLAs' Election Expenditure affidavits from the CEO Website (<https://ceoodisha.nic.in/en/>) is the source of this analysis. Website:- www.adrindia.org, www.myneta.info

S.No.	Party	No. of MLAs Analyzed	Expense Limit (Rs.)	Party-Wise Average Election Expense (Rs.)	Party-Wise Average Expense on Campaign Workers (Rs.)	Party-Wise % of Average Expense on Campaign Workers
1	BJP	78	40,00,000 40 Lacs+	25,39,043 25 Lacs+	3,13,666 3 Lacs+	12.4 %
2	BJD	51	40,00,000 40 Lacs+	31,17,026 31 Lacs+	3,86,973 3 Lacs+	12.4 %
3	INC	14	40,00,000 40 Lacs+	14,54,761 14 Lacs+	2,41,231 2 Lacs+	16.6 %
4	IND	3	40,00,000 40 Lacs+	14,77,067 14 Lacs+	69,780 69 Thou+	4.7 %
5	CPI(M)	1	40,00,000 40 Lacs+	36,57,261 36 Lacs+	5,43,090 5 Lacs+	14.8 %
Total		147	40,00,000 40 Lacs+	26,22,237 26 Lacs+	3,28,784 3 Lacs+	13 %

Table: Party-wise Average Election Expense of MLAs on Campaign Workers

Top 10 MLAs with highest declared election expenses in 2024 Odisha Assembly Elections

S.No.	Name	District	Constituency	Party	Expenditure incurred by MLA			Expense Limit (Rs.)	Total expenses incurred (Rs.)	Difference between Total Expense incurred and Expense Limit (Rs.)	% of limit reached
					MLA/ election agent (Rs.)	Political Party (Rs.)	Any other association/ body of persons/ individual (Rs.)				
1	Ananta Narayan Jena	Khordha	Bhubaneswar Central (Madhya)	BJD	32,47,266	0	5,20,170	40,00,000 40 Lacs+	37,67,437 37 Lacs+	2,32,563 2 Lacs+	94%
2	Bhaskar Madhei	Mayurbhanj	Udala (ST)	BJP	37,29,530	0	0	40,00,000 40 Lacs+	37,29,530 37 Lacs+	2,70,470 2 Lacs+	93%
3	Prakash Soren	Mayurbhanj	Baripada (ST)	BJP	33,51,523	3,67,570	0	40,00,000 40 Lacs+	37,19,093 37 Lacs+	2,80,907 2 Lacs+	93%
4	Badri Narayan Patra	Keonjhar	Ghasipura	BJD	31,11,432	5,57,633	0	40,00,000 40 Lacs+	36,69,066 36 Lacs+	3,30,934 3 Lacs+	92%

Data in this Kit is presented in good faith, with an intention to inform voters. MLAs' Election Expenditure affidavits from the CEO Website (<https://ceoodisha.nic.in/en/>) is the source of this analysis. Website:- www.adrindia.org, www.myneta.info

S.No.	Name	District	Constituency	Party	Expenditure incurred by MLA			Expense Limit (Rs.)	Total expenses incurred (Rs.)	Difference between Total Expense incurred and Expense Limit (Rs.)	% of limit reached
					MLA/ election agent (Rs.)	Political Party (Rs.)	Any other association/ body of persons/ individual (Rs.)				
5	Nilamani Bisoyi	Ganjam	Surada	BJP	28,78,821	8,81,047	0	40,00,000 40 Lacs+	36,58,734 36 Lacs+	3,41,266 3 Lacs+	91%
6	Laxman Munda	Sundargarh	Bonai (ST)	CPI(M)	36,57,261	0	0	40,00,000 40 Lacs+	36,57,261 36 Lacs+	3,42,739 3 Lacs+	91%
7	Devi Ranjan Tripathy	Cuttack	Banki	BJD	32,11,839	3,85,929	0	40,00,000 40 Lacs+	35,97,768 35 Lacs+	4,02,232 4 Lacs+	90%
8	Abhimanyu Sethi	Keonjhar	Anandapur (SC)	BJD	31,14,048	3,85,929	0	40,00,000 40 Lacs+	34,99,977 34 Lacs+	5,00,023 5 Lacs+	87%
9	Nalini Kanta Pradhan	Angul	Athamallik	BJD	34,53,450	0	45,621	40,00,000 40 Lacs+	34,99,071 34 Lacs+	5,00,929 5 Lacs+	87%
10	Sitansu Sekhar Mohapatra	Bhadrak	Bhadrak	BJP	33,43,889	1,55,170	0	40,00,000 40 Lacs+	34,99,059 34 Lacs+	5,00,941 5 Lacs+	87%

Table: Top 10 MLAs who declared highest expenses

10 MLAs with lowest election expenses declared

S.No.	Name	District	Constituency	Party	Expenditure incurred by MLA			Expense Limit (Rs.)	Total expenses incurred (Rs.)	Difference between Total Expense incurred and Expense Limit (Rs.)	% of limit reached
					MLA/ election agent (Rs.)	Political Party (Rs.)	Any other association/ body of persons/ individual (Rs.)				
1	Ashok Kumar Das	Bhadrak	Basudevpur	INC	6,95,596	1,72,100	0	40,00,000 40 Lacs+	8,67,696 8 Lacs+	31,32,304 31 Lacs+	22%
2	Prafulla Chandra Pradhan	Kandhamal	G. Udayagiri (ST)	INC	9,44,150	4,30,695	0	40,00,000 40 Lacs+	9,44,150 9 Lacs+	30,55,850 30 Lacs+	24%
3	Mangu Khilla	Malkangiri	Chitrakonda (ST)	INC	9,45,749	0	0	40,00,000 40 Lacs+	9,45,749 9 Lacs+	30,54,251 30 Lacs+	24%
4	Himanshu Sekhar Sahoo S/O Late Ramesh Chandra Sahoo	Jajpur	Dharmasala	IND	9,89,981	0	0	40,00,000 40 Lacs+	9,89,981 9 Lacs+	30,10,019 30 Lacs+	25%
5	C.S. Raazen Ekka	Sundargarh	Rajgangpur (ST)	INC	10,25,558	0	0	40,00,000 40 Lacs+	10,25,558 10 Lacs+	29,74,442 29 Lacs+	26%
6	Narasinga Madkami	Malkangiri	Malkangiri (ST)	BJP	0	11,40,251	0	40,00,000 40 Lacs+	11,40,251 11 Lacs+	28,59,749 28 Lacs+	29%
7	Rama Chandra Kadam	Koraput	Pottangi (ST)	INC	12,49,250	0	60,000	40,00,000 40 Lacs+	13,09,250 13 Lacs+	26,90,750 26 Lacs+	33%
8	Ramesh Chandra Jena	Ganjam	Sanakhemundi	INC	13,56,533	0	48,793	40,00,000 40 Lacs+	14,05,326 14 Lacs+	25,94,674 25 Lacs+	35%
9	Satyajeet Gomango	Rayagada	Gunupur (ST)	INC	11,14,598	3,40,000	0	40,00,000 40 Lacs+	14,54,598 14 Lacs+	25,45,402 25 Lacs+	36%
10	Pabitra Saunta	Koraput	Lakshmipur (ST)	INC	14,64,999	0	0	40,00,000 40 Lacs+	14,64,999 14 Lacs+	25,35,001 25 Lacs+	37%

Table: 10 MLAs who declared lowest expenses

Data in this Kit is presented in good faith, with an intention to inform voters. MLAs' Election Expenditure affidavits from the CEO Website (<https://ceoodisha.nic.in/en/>) is the source of this analysis. Website:- www.adrindia.org, www.myneta.info

Summary and Highlights of Funds Raised by MLAs in the Odisha Assembly 2024 Elections

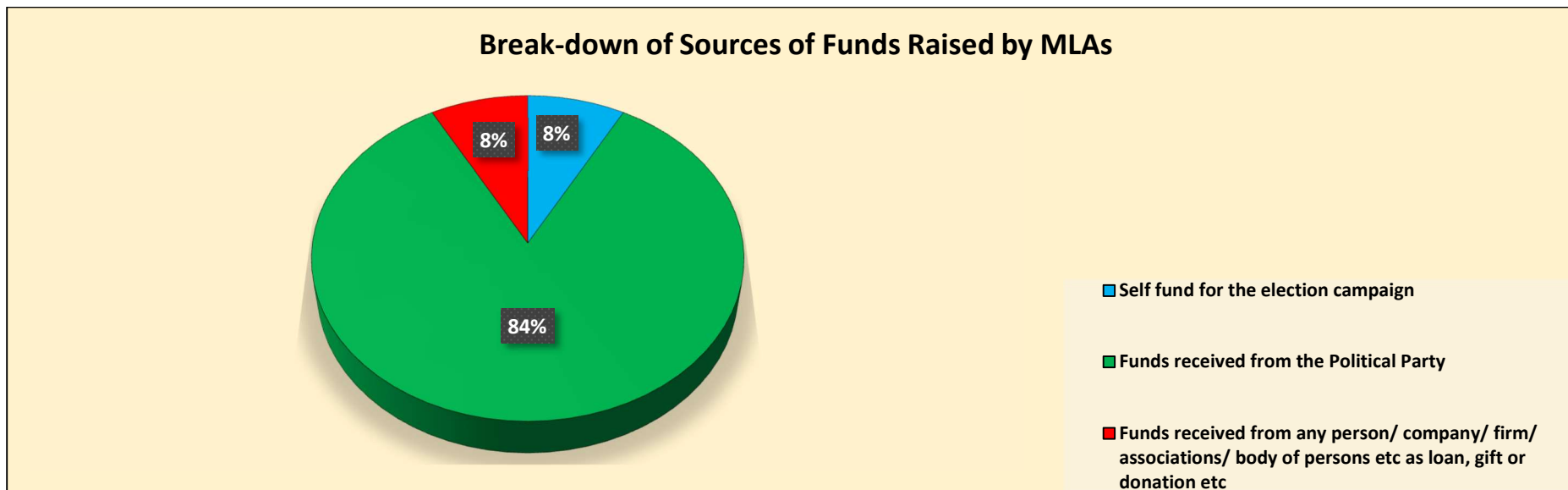


Figure: Percentage Break-down of Funds Raised by MLAs

- Percentage break-down of funds received by MLAs:** Out of the total funds received by MLAs, **84% funds were raised from political parties, 8% were raised by MLAs themselves and 8% funds were raised from other sources.**
- MLAs Who Raised Funds from Political Parties:** Out of the **147** MLAs analyzed, **132 (90%) MLAs** have declared that **they have received funds from** political parties and **15 (10%) MLAs** have declared that **they have not received any funds from** political parties.
- MLAs Who Raised Funds through any person/ company/ firm/ associations/ body of persons etc as loan, gift or donation etc:** Out of the **147** MLAs analyzed, **70 (48%) MLAs** have declared that **they have received funds from** any person/ company/ firm/ associations/ body of persons etc as loan, gift or donation etc. and **77 (52%) MLAs** have declared that **they have not received any funds from** any person/ company/ firm/ associations/ body of persons etc as loan, gift or donation etc.

Data in this Kit is presented in good faith, with an intention to inform voters. MLAs' Election Expenditure affidavits from the CEO Website (<https://ceoodisha.nic.in/en/>) is the source of this analysis. Website:- www.adrindia.org, www.myneta.info

4. **Self-funds used for election campaign:** Out of the **147** MLAs analyzed, **128 (87%)** MLAs have declared that they have used their own funds for their election campaign and **19 (13%)** MLAs have declared that they have not used any of their own funds for their election campaign.
5. **Average funds raised from Political Parties (Party-wise):** On an average a MLA from **BJD** raised **94.15%** and on an average a MLA from **BJP** raised **84.64%** of his/her election expense funds from the political party.
6. **Average funds raised through any person/company/firm/associations/body of persons etc as loan, gift or donation etc (Party-wise):** On an average a MLA from **INC** raised **32.66%** of his/her election expense funds from any person/company/firm/associations/body of persons etc. as loan, gift or donation. Similarly, a MLA from **BJP** raised on an average **8.62%** of their expense funds from any person/ company/ firm/ associations/ body of persons etc. as loan, gift or donation.

Average self-funds used for Election Campaign (Party-wise)

S.No.	Party	No. of MLAs Analyzed	Average Total (Rs.)	Average Self Funds (Rs.)	% of Average Total
1	BJP	78	24,31,013.75 24 Lacs+	1,63,583.11 1 Lacs+	6.72 %
2	BJD	51	31,49,815.41 31 Lacs+	70,346.62 70 Thou+	2.23 %
3	INC	14	14,32,771.21 14 Lacs+	8,25,439.42 8 Lacs+	57.61 %
4	IND	3	11,32,944.66 11 Lacs+	2,05,600 2 Lacs+	18.14 %
5	CPI(M)	1	40,05,000 40 Lacs+	15,000 15 Thou+	0.37 %

Table: Average self-funds used for Election Campaign (Party-wise)

Average funds raised from Political Parties (Party-wise)

S.No.	Party	No. of MLAs Analyzed	Average Total (Rs.)	Average Party Funds (Rs.)	% of Average Total
1	BJP	78	24,31,013.75 24 Lacs+	20,57,845.25 20 Lacs+	84.64 %
2	BJD	51	31,49,815.41 31 Lacs+	29,65,657.43 29 Lacs+	94.15 %
3	INC	14	14,32,771.21 14 Lacs+	1,39,282.28 1 Lacs+	9.72 %
4	IND	3	11,32,944.66 11 Lacs+	0	0 %
5	CPI(M)	1	40,05,000 40 Lacs+	39,90,000 39 Lacs+	99.62 %

Table: Average funds raised from Political Parties (Party-wise)

Average funds raised from Other Sources (Party-wise)

S.No.	Party	No. of MLAs Analyzed	Average Total (Rs.)	Average Funds from other organizations and bodies (Rs.)	% of Average Total
1	BJP	78	24,31,013.75 24 Lacs+	2,09,585.38 2 Lacs+	8.62 %
2	BJD	51	31,49,815.41 31 Lacs+	1,19,693.70 1 Lacs+	3.80 %
3	INC	14	14,32,771.21 14 Lacs+	4,68,049.50 4 Lacs+	32.66 %
4	IND	3	11,32,944.66 11 Lacs+	9,27,344.66 9 Lacs+	81.85 %
5	CPI(M)	1	40,05,000 40 Lacs+	0	0 %

Table: Average funds raised from Other Sources (Party-wise)

Data in this Kit is presented in good faith, with an intention to inform voters. MLAs' Election Expenditure affidavits from the CEO Website (<https://ceoodisha.nic.in/en/>) is the source of this analysis. Website:- www.adrindia.org, www.myneta.info

Election expenses declared by MLAs in Odisha Assembly Elections, 2024: Full Details

S.No.	Name	District	Constituency	Party	Expenditure incurred by MLA			Expense Limit (Rs.)	Total expenses incurred (Rs.)	Difference between Total Expense incurred and Expense Limit (Rs.)	% of limit reached
					MLA/ election agent (Rs.)	Political Party (Rs.)	Any other association/ body of persons/ individual (Rs.)				
1	ANANTA NARAYAN JENA	KHORDHA	BHUBANESWAR CENTRAL (MADHYA)	BJD	32,47,266	0	5,20,170	40,00,000 40 Lacs+	37,67,437 37 Lacs+	2,32,563 2 Lacs+	94%
2	BHASKAR MADHEI	MAYURBHANJ	UDALA (ST)	BJP	37,29,530	0	0	40,00,000 40 Lacs+	37,29,530 37 Lacs+	2,70,470 2 Lacs+	93%
3	PRAKASH SOREN	MAYURBHANJ	BARIPADA (ST)	BJP	33,51,523	3,67,570	0	40,00,000 40 Lacs+	37,19,093 37 Lacs+	2,80,907 2 Lacs+	93%
4	BADRI NARAYAN PATRA	KEONJHAR	GHASIPURA	BJD	31,11,432	5,57,633	0	40,00,000 40 Lacs+	36,69,066 36 Lacs+	3,30,934 3 Lacs+	92%
5	NILAMANI BISOYI	GANJAM	SURADA	BJP	28,78,821	8,81,047	0	40,00,000 40 Lacs+	36,58,734 36 Lacs+	3,41,266 3 Lacs+	91%
6	LAXMAN MUNDA	SUNDARGARH	BONAI (ST)	CPI(M)	36,57,261	0	0	40,00,000 40 Lacs+	36,57,261 36 Lacs+	3,42,739 3 Lacs+	91%
7	DEVI RANJAN TRIPATHY	CUTTACK	BANKI	BJD	32,11,839	3,85,929	0	40,00,000 40 Lacs+	35,97,768 35 Lacs+	4,02,232 4 Lacs+	90%
8	ABHIMANYU SETHI	KEONJHAR	ANANDAPUR (SC)	BJD	31,14,048	3,85,929	0	40,00,000 40 Lacs+	34,99,977 34 Lacs+	5,00,023 5 Lacs+	87%
9	NALINI KANTA PRADHAN	ANGUL	ATHAMALLIK	BJD	34,53,450	0	45,621	40,00,000 40 Lacs+	34,99,071 34 Lacs+	5,00,929 5 Lacs+	87%
10	SITANSU SEKHAR MOHAPATRA	BHADRAK	BHADRAK	BJP	33,43,889	1,55,170	0	40,00,000 40 Lacs+	34,99,059 34 Lacs+	5,00,941 5 Lacs+	87%
11	BIBHUTI BHUSAN PRADHAN	DHENKANAL	PARJANGA	BJP	4,33,096	25,48,504	5,14,263	40,00,000 40 Lacs+	34,95,863 34 Lacs+	5,04,137 5 Lacs+	87%
12	RAMAKANTA BHOI	JAGATSINGHPUR	TIRTOL (SC)	BJD	34,30,314	49,304	0	40,00,000 40 Lacs+	34,79,620 34 Lacs+	5,20,380 5 Lacs+	87%
13	SUBASINI JENA	BALASORE	BASTA	BJD	30,45,238	3,84,152	32,409	40,00,000 40 Lacs+	34,61,799 34 Lacs+	5,38,201 5 Lacs+	87%
14	DUSMANTA KUMAR SWAIN	NAYAGARH	KHANDAPADA	BJP	26,53,639	8,01,523	0	40,00,000 40 Lacs+	34,55,162 34 Lacs+	5,44,838 5 Lacs+	86%

Data in this Kit is presented in good faith, with an intention to inform voters. MLAs' Election Expenditure affidavits from the CEO Website (<https://ceoodisha.nic.in/en/>) is the source of this analysis. Website:- www.adrindia.org, www.myneta.info

S.No.	Name	District	Constituency	Party	Expenditure incurred by MLA			Expense Limit (Rs.)	Total expenses incurred (Rs.)	Difference between Total Expense incurred and Expense Limit (Rs.)	% of limit reached
					MLA/ election agent (Rs.)	Political Party (Rs.)	Any other association/ body of persons/ individual (Rs.)				
15	ADHIRAJ MOHAN PANIGRAHI	NUAPADA	KHARIAR	BJD	34,36,975	0	0	40,00,000 40 Lacs+	34,36,975 34 Lacs+	5,63,025 5 Lacs+	86%
16	ASWINI KUMAR PATRA	BALASORE	JALESWAR	BJD	30,06,704	0	4,17,414	40,00,000 40 Lacs+	34,24,118 34 Lacs+	5,75,882 5 Lacs+	86%
17	AGASTI BEHERA	ANGUL	CHHENDIPADA (SC)	BJP	20,91,642	3,12,504	10,02,746	40,00,000 40 Lacs+	34,06,892 34 Lacs+	5,93,108 5 Lacs+	85%
18	SANATAN MAHAKUD	KEONJHAR	CHAMPUA	BJD	23,05,601	10,89,250	0	40,00,000 40 Lacs+	33,94,851 33 Lacs+	6,05,149 6 Lacs+	85%
19	SUDHIR RANJAN PATTJOSHI	KALAHANDI	DHARAMGARH	BJP	32,73,354	1,18,000	0	40,00,000 40 Lacs+	33,91,354 33 Lacs+	6,08,646 6 Lacs+	85%
20	PURNA CHANDRA SETHY	GANJAM	KHALIKOTE (SC)	BJP	27,66,511	3,85,670	2,08,593	40,00,000 40 Lacs+	33,60,774 33 Lacs+	6,39,226 6 Lacs+	84%
21	SARADA PRASANNA JENA	JAGATSINGHPUR	BALIKUDA-ERASAMA	BJD	33,45,760	0	0	40,00,000 40 Lacs+	33,45,760 33 Lacs+	6,54,240 6 Lacs+	84%
22	MANORAMA MOHANTY	KALAHANDI	NARLA	BJD	33,11,956	0	0	40,00,000 40 Lacs+	33,11,956 33 Lacs+	6,88,044 6 Lacs+	83%
23	DIBYA SHANKAR MISHRA	KALAHANDI	JUNAGARH	BJD	33,07,657	0	0	40,00,000 40 Lacs+	33,07,657 33 Lacs+	6,92,343 6 Lacs+	83%
24	NABA KISHOR MALLICK	KHORDHA	JAYADEV (SC)	BJD	30,35,742	0	2,51,445	40,00,000 40 Lacs+	32,87,187 32 Lacs+	7,12,813 7 Lacs+	82%
25	KALIKESH NARAYAN SINGH DEO	BOLANGIR	BOLANGIR	BJD	31,58,755	0	1,17,288	40,00,000 40 Lacs+	32,76,043 32 Lacs+	7,23,957 7 Lacs+	82%
26	SATRUGHAN JENA	DHENKANAL	KAMAKHYANAGAR	BJP	0	32,72,450	2,000	40,00,000 40 Lacs+	32,74,450 32 Lacs+	7,25,550 7 Lacs+	82%
27	PRADIP KUMAR SAHU S/O LAXMIDHAR SAHU	KHORDHA	BEGUNIA	BJD	31,12,608	0	1,60,586	40,00,000 40 Lacs+	32,73,195 32 Lacs+	7,26,805 7 Lacs+	82%
28	RAJENDRA DHOLAKIA	NUAPADA	NUAPADA	BJD	32,66,667	0	0	40,00,000 40 Lacs+	32,66,667 32 Lacs+	7,33,333 7 Lacs+	82%
29	SUNIL KUMAR MOHANTY	PURI	PURI	BJD	28,35,476	3,85,929	0	40,00,000 40 Lacs+	32,21,405 32 Lacs+	7,78,595 7 Lacs+	81%

Data in this Kit is presented in good faith, with an intention to inform voters. MLAs' Election Expenditure affidavits from the CEO Website (<https://ceoodisha.nic.in/en/>) is the source of this analysis. Website:- www.adrindia.org, www.myneta.info

S.No.	Name	District	Constituency	Party	Expenditure incurred by MLA			Expense Limit (Rs.)	Total expenses incurred (Rs.)	Difference between Total Expense incurred and Expense Limit (Rs.)	% of limit reached
					MLA/ election agent (Rs.)	Political Party (Rs.)	Any other association/ body of persons/ individual (Rs.)				
30	PRASANNA ACHARYA	SAMBALPUR	RAIRAKHOL	BJD	31,82,409	0	0	40,00,000 40 Lacs+	31,82,409 31 Lacs+	8,17,591 8 Lacs+	80%
31	PRAVATI PARIDA	PURI	NIMAPARA	BJP	31,82,099	0	0	40,00,000 40 Lacs+	31,81,657 31 Lacs+	8,18,343 8 Lacs+	80%
32	BYOMAKESH RAY	BHADRAK	CHANDABALI	BJD	21,40,318	10,33,579	0	40,00,000 40 Lacs+	31,73,897 31 Lacs+	8,26,103 8 Lacs+	79%
33	MADHAB DHADA	BALASORE	SORO(SC)	BJD	30,10,000	0	1,44,697	40,00,000 40 Lacs+	31,54,697 31 Lacs+	8,45,303 8 Lacs+	79%
34	SOUVIC BISWAL	CUTTACK	CHOUWAR-CUTTACK	BJD	30,06,020	0	1,35,000	40,00,000 40 Lacs+	31,41,020 31 Lacs+	8,58,980 8 Lacs+	79%
35	IRASIS ACHARYA	BARGARH	BHATLI	BJP	28,86,779	2,47,800	0	40,00,000 40 Lacs+	31,34,579 31 Lacs+	8,65,421 8 Lacs+	78%
36	GOUTAM BUDDHA DAS	BALASORE	BHOGRAI	BJD	29,98,074	0	1,01,640	40,00,000 40 Lacs+	30,99,714 30 Lacs+	9,00,286 9 Lacs+	77%
37	PRATAP KESHARI DEB	KENDRAPARA	AUL	BJD	30,99,705	0	0	40,00,000 40 Lacs+	30,99,705 30 Lacs+	9,00,295 9 Lacs+	77%
38	ROMANCHA RANJAN BISWAL	DEOGARH	DEOGARH	BJD	96,802	30,00,000	0	40,00,000 40 Lacs+	30,96,802 30 Lacs+	9,03,198 9 Lacs+	77%
39	SUDARSHAN HARIPAL	SAMBALPUR	RENGALI (SC)	BJD	30,96,650	0	0	40,00,000 40 Lacs+	30,96,650 30 Lacs+	9,03,350 9 Lacs+	77%
40	PRAKASH CHANDRA SETHI	CUTTACK	CUTTACK SADAR (SC)	BJP	70,000	20,00,000	10,20,869	40,00,000 40 Lacs+	30,90,869 30 Lacs+	9,09,131 9 Lacs+	77%
41	KRUSHNA CHANDRA NAYAK	GANJAM	CHHATRAPUR (SC)	BJP	26,33,885	4,36,782	0	40,00,000 40 Lacs+	30,70,667 30 Lacs+	9,29,333 9 Lacs+	77%
42	RABI NARAYAN NAIK	SAMBALPUR	KUCHINDA (ST)	BJP	30,29,808	0	0	40,00,000 40 Lacs+	**30,29,808 30 Lacs+	9,70,192 9 Lacs+	76%
43	BARSHA SINGH BARIHA	BARGARH	PADAMPUR	BJD	30,18,843	0	0	40,00,000 40 Lacs+	30,18,843 30 Lacs+	9,81,157 9 Lacs+	75%
44	ROHIT JOSEPH TIRKEY	SUNDARGARH	BIRAMITRAPUR (ST)	BJD	29,70,381	47,126	0	40,00,000 40 Lacs+	30,17,507 30 Lacs+	9,82,493 9 Lacs+	75%

Data in this Kit is presented in good faith, with an intention to inform voters. MLAs' Election Expenditure affidavits from the CEO Website (<https://ceoodisha.nic.in/en/>) is the source of this analysis. Website:- www.adrindia.org, www.myneta.info

S.No.	Name	District	Constituency	Party	Expenditure incurred by MLA			Expense Limit (Rs.)	Total expenses incurred (Rs.)	Difference between Total Expense incurred and Expense Limit (Rs.)	% of limit reached
					MLA/ election agent (Rs.)	Political Party (Rs.)	Any other association/ body of persons/ individual (Rs.)				
45	DHRUBA CHARAN SAHOO	KENDRAPARA	RAJANAGAR	BJD	30,16,805	0	0	40,00,000 40 Lacs+	30,16,804 30 Lacs+	9,83,196 9 Lacs+	75%
46	BISWA RANJAN MALLICK	JAJPUR	BARI	BJD	30,05,000	0	10,000	40,00,000 40 Lacs+	30,15,000 30 Lacs+	9,85,000 9 Lacs+	75%
47	MANOHAR RANDHARI	NABARANGPUR	DABUGAM (ST)	BJD	30,14,935	0	0	40,00,000 40 Lacs+	30,14,935 30 Lacs+	9,85,065 9 Lacs+	75%
48	NIRANJAN PUJARI	SUBARNAPUR	SONEPUR	BJD	30,10,155	0	0	40,00,000 40 Lacs+	30,10,155 30 Lacs+	9,89,845 9 Lacs+	75%
49	SUJATA SAHU	JAJPUR	JAJPUR	BJD	29,98,370	0	8,173	40,00,000 40 Lacs+	30,06,543 30 Lacs+	9,93,457 9 Lacs+	75%
50	SANJIB KUMAR MALLICK	BHADRAK	BHANDARIPOKHARI	BJD	30,00,550	0	0	40,00,000 40 Lacs+	30,00,550 30 Lacs+	9,99,450 9 Lacs+	75%
51	PRASANTA BEHERA	CUTTACK	SALIPUR	BJD	30,00,215	0	0	40,00,000 40 Lacs+	30,00,215 30 Lacs+	9,99,785 9 Lacs+	75%
52	PRADIP KUMAR DISHARI	KALAHANDI	LANJIGARH (ST)	BJD	29,99,957	0	0	40,00,000 40 Lacs+	29,99,975 29 Lacs+	10,00,025 10 Lacs+	75%
53	ARVIND MOHAPATRA	KENDRAPARA	PATKURA	BJD	29,99,850	0	0	40,00,000 40 Lacs+	29,99,850 29 Lacs+	10,00,150 10 Lacs+	75%
54	RAMESH CHANDRA BEHERA	NAYAGARH	DASPALLA (SC)	BJD	29,99,666	0	0	40,00,000 40 Lacs+	**29,99,666 29 Lacs+	10,00,334 10 Lacs+	75%
55	ARUNA KUMAR SAHOO	NAYAGARH	NAYAGARH	BJD	29,98,025	0	0	40,00,000 40 Lacs+	29,98,025 29 Lacs+	10,01,975 10 Lacs+	75%
56	RUPESH KUMAR PANIGRAHI	GAJAPATI	PARALAKHEMUNDI	BJD	20,000	29,71,625	0	40,00,000 40 Lacs+	29,91,625 29 Lacs+	10,08,375 10 Lacs+	75%
57	TUSHARKANTI BEHERA	PURI	KAKATPUR (SC)	BJD	29,91,338	0	0	40,00,000 40 Lacs+	29,91,338 29 Lacs+	10,08,662 10 Lacs+	75%
58	PRAMILA MALLIK	JAJPUR	BINJHARPUR (SC)	BJD	29,89,345	0	0	40,00,000 40 Lacs+	29,89,345 29 Lacs+	10,10,655 10 Lacs+	75%
59	CHAKRAMANI KANHAR	KANDHAMAL	BALIGUDA (ST)	BJD	29,87,435	0	0	40,00,000 40 Lacs+	29,87,435 29 Lacs+	10,12,565 10 Lacs+	75%

Data in this Kit is presented in good faith, with an intention to inform voters. MLAs' Election Expenditure affidavits from the CEO Website (<https://ceoodisha.nic.in/en/>) is the source of this analysis. Website:- www.adrindia.org, www.myneta.info

S.No.	Name	District	Constituency	Party	Expenditure incurred by MLA			Expense Limit (Rs.)	Total expenses incurred (Rs.)	Difference between Total Expense incurred and Expense Limit (Rs.)	% of limit reached
					MLA/ election agent (Rs.)	Political Party (Rs.)	Any other association/ body of persons/ individual (Rs.)				
60	JOGESH KUMAR SINGH	SUNDARGARH	SUNDARGARH (ST)	BJD	29,86,210	0	0	40,00,000 40 Lacs+	29,86,210 29 Lacs+	10,13,790 10 Lacs+	75%
61	BRAJA KISHORE PRADHAN	ANGUL	TALCHER	BJD	28,73,088	0	99,687	40,00,000 40 Lacs+	29,72,775 29 Lacs+	10,27,225 10 Lacs+	74%
62	BHADAV HANSDAH	MAYURBHANJ	SARASKANA (ST)	BJP	25,39,001	4,02,970	0	40,00,000 40 Lacs+	29,41,971 29 Lacs+	10,58,029 10 Lacs+	74%
63	MANAS KUMAR DUTTA	BALASORE	BALASORE	BJP	29,38,545	0	0	40,00,000 40 Lacs+	29,38,545 29 Lacs+	10,61,455 10 Lacs+	73%
64	BIBHUTI BHUSAN BALABANTARAY	KHORDHA	JATANI	BJD	29,34,359	0	0	40,00,000 40 Lacs+	29,34,359 29 Lacs+	10,65,641 10 Lacs+	73%
65	SANTOSH KHATUA	BALASORE	NILGIRI	BJP	27,81,716	1,19,755	0	40,00,000 40 Lacs+	29,01,472 29 Lacs+	10,98,528 10 Lacs+	73%
66	JALEN NAIK	MAYURBHANJ	RAIRANGPUR (ST)	BJP	23,55,139	5,15,600	0	40,00,000 40 Lacs+	28,70,739 28 Lacs+	11,29,261 11 Lacs+	72%
67	SUSANT KUMAR ROUT	KHORDHA	BHUBANESWAR NORTH (UTTAR)	BJD	28,67,126	0	0	40,00,000 40 Lacs+	28,67,126 28 Lacs+	11,32,874 11 Lacs+	72%
68	RANENDRA PRATAP SWAIN	CUTTACK	ATHAGARH	BJD	28,43,050	0	0	40,00,000 40 Lacs+	28,43,050 28 Lacs+	11,56,950 11 Lacs+	71%
69	DURGA PRASAN NAYAK	KENDRAPARA	MAHAKALAPADA	BJP	23,09,590	5,09,217	0	40,00,000 40 Lacs+	28,18,807 28 Lacs+	11,81,193 11 Lacs+	70%
70	SARADA PRASAD NAYAK	SUNDARGARH	ROURKELA	BJD	27,39,696	20,858	0	40,00,000 40 Lacs+	27,60,554 27 Lacs+	12,39,446 12 Lacs+	69%
71	UPASNA MOHAPATRA	PURI	BRAHMAGIRI	BJP	25,15,017	2,36,000	0	40,00,000 40 Lacs+	27,51,017 27 Lacs+	12,48,983 12 Lacs+	69%
72	MUKESH MAHALING	BOLANGIR	LOISINGHA (SC)	BJP	20,10,000	6,86,170	0	40,00,000 40 Lacs+	26,96,170 26 Lacs+	13,03,830 13 Lacs+	67%
73	GOBINDA CHANDRA DAS	BALASORE	REMUNA (SC)	BJP	25,35,000	1,55,170	0	40,00,000 40 Lacs+	26,90,170 26 Lacs+	13,09,830 13 Lacs+	67%
74	JAYANARAYAN MISHRA	SAMBALPUR	SAMBALPUR	BJP	26,50,762	0	0	40,00,000 40 Lacs+	**26,50,762 26 Lacs+	13,49,238 13 Lacs+	66%

Data in this Kit is presented in good faith, with an intention to inform voters. MLAs' Election Expenditure affidavits from the CEO Website (<https://ceoodisha.nic.in/en/>) is the source of this analysis. Website:- www.adrindia.org, www.myneta.info

S.No.	Name	District	Constituency	Party	Expenditure incurred by MLA			Expense Limit (Rs.)	Total expenses incurred (Rs.)	Difference between Total Expense incurred and Expense Limit (Rs.)	% of limit reached
					MLA/ election agent (Rs.)	Political Party (Rs.)	Any other association/ body of persons/ individual (Rs.)				
75	AMAR KUMAR NAYAK	JAJPUR	BARACHANA	BJP	21,67,930	4,79,670	0	40,00,000 40 Lacs+	26,47,600 26 Lacs+	13,52,400 13 Lacs+	66%
76	NABIN KUMAR JAIN	BOLANGIR	TITLAGARH	BJP	20,10,037	4,52,600	1,55,000	40,00,000 40 Lacs+	26,17,637 26 Lacs+	13,82,363 13 Lacs+	65%
77	PADMA LOCHAN PANDA	BALASORE	SIMULIA	BJP	24,52,515	1,55,170	0	40,00,000 40 Lacs+	26,07,685 26 Lacs+	13,92,315 13 Lacs+	65%
78	PRADEEP BAL SAMANTA	JAJPUR	SUKINDA	BJP	23,17,091	2,43,670	0	40,00,000 40 Lacs+	25,60,761 25 Lacs+	14,39,239 14 Lacs+	64%
79	LAXMAN BAG	BOLANGIR	KANTABANJI	BJP	20,96,174	4,50,170	0	40,00,000 40 Lacs+	25,46,344 25 Lacs+	14,53,656 14 Lacs+	64%
80	SIDHANT MOHAPATRA	GANJAM	DIGAPAHANDI	BJP	21,19,652	4,20,782	0	40,00,000 40 Lacs+	25,40,434 25 Lacs+	14,59,566 14 Lacs+	64%
81	SURESH PUJARI	JHARSUGUDA	BRAJARAJNAGAR	BJP	21,67,661	3,43,970	0	40,00,000 40 Lacs+	25,11,631 25 Lacs+	14,88,369 14 Lacs+	63%
82	SURYABANSHI SURAJ STHITAPRAJNA	BHADRAK	DHAMNAGAR (SC)	BJP	24,70,862	24,045	0	40,00,000 40 Lacs+	24,94,908 24 Lacs+	15,05,092 15 Lacs+	62%
83	SURAMA PADHY	NAYAGARH	RANPUR	BJP	21,56,425	3,32,170	0	40,00,000 40 Lacs+	24,88,595 24 Lacs+	15,11,405 15 Lacs+	62%
84	ASHOK MOHANTY	ANGUL	PALLAHARA	BJP	17,48,355	6,87,250	0	40,00,000 40 Lacs+	24,81,776 24 Lacs+	15,18,224 15 Lacs+	62%
85	SOFIA FIRDOUS	CUTTACK	BARABATI-CUTTACK	INC	24,49,236	0	0	40,00,000 40 Lacs+	24,49,236 24 Lacs+	15,50,764 15 Lacs+	61%
86	BABU SINGH	KHORDHA	EKAMRA BHUBANESHWAR	BJP	24,48,540	0	0	40,00,000 40 Lacs+	24,49,127 24 Lacs+	15,50,873 15 Lacs+	61%
87	SANAT KUMAR GARTIA	BARGARH	BIJEPUR	BJP	20,00,002	4,32,470	0	40,00,000 40 Lacs+	24,32,472 24 Lacs+	15,67,528 15 Lacs+	61%
88	NIHAR RANJAN MAHANAND	BARGARH	ATTABIRA (SC)	BJP	19,99,427	4,32,470	0	40,00,000 40 Lacs+	24,31,897 24 Lacs+	15,68,103 15 Lacs+	61%
89	K. ANIL KUMAR	GANJAM	BERHAMPUR	BJP	20,10,271	4,20,782	0	40,00,000 40 Lacs+	24,31,053 24 Lacs+	15,68,947 15 Lacs+	61%

Data in this Kit is presented in good faith, with an intention to inform voters. MLAs' Election Expenditure affidavits from the CEO Website (<https://ceoodisha.nic.in/en/>) is the source of this analysis. Website:- www.adrindia.org, www.myneta.info

S.No.	Name	District	Constituency	Party	Expenditure incurred by MLA			Expense Limit (Rs.)	Total expenses incurred (Rs.)	Difference between Total Expense incurred and Expense Limit (Rs.)	% of limit reached
					MLA/ election agent (Rs.)	Political Party (Rs.)	Any other association/ body of persons/ individual (Rs.)				
90	GOKULANANDA MALLIK	GANJAM	POLASARA	BJP	23,21,730	1,03,394	0	40,00,000 40 Lacs+	24,25,124 24 Lacs+	15,74,876 15 Lacs+	61%
91	GANESH RAM SINGKHUNTIA	MAYURBHANJ	JASHIPUR (ST)	BJP	17,86,544	6,17,748	0	40,00,000 40 Lacs+	24,04,292 24 Lacs+	15,95,708 15 Lacs+	60%
92	ASHWINI KUMAR SARANGI	BARGARH	BARGARH	BJP	19,99,998	4,02,970	0	40,00,000 40 Lacs+	24,02,968 24 Lacs+	15,97,032 15 Lacs+	60%
93	AKHILA CHANDRA NAIK	KEONJHAR	PATNA (ST)	BJP	21,33,261	2,67,486	0	40,00,000 40 Lacs+	24,00,747 24 Lacs+	15,99,253 15 Lacs+	60%
94	TANKADHAR TRIPATHY	JHARSUGUDA	JHARSUGUDA	BJP	20,52,656	3,43,970	0	40,00,000 40 Lacs+	23,96,626 23 Lacs+	16,03,374 16 Lacs+	60%
95	DURGA CHARAN TANTI	SUNDARGARH	RAGHUNATHPALI (SC)	BJP	20,15,000	3,26,503	25,000	40,00,000 40 Lacs+	23,66,503 23 Lacs+	16,33,497 16 Lacs+	59%
96	KRUSHNA CHANDRA PATRA	DHENKANAL	DHENKANAL	BJP	1,000	23,64,803	0	40,00,000 40 Lacs+	23,65,803 23 Lacs+	16,34,197 16 Lacs+	59%
97	SAMPAD CHANDRA SWAIN	JAGATSINGHPUR	PARADEEP	BJP	20,97,411	2,67,670	0	40,00,000 40 Lacs+	23,65,081 23 Lacs+	16,34,919 16 Lacs+	59%
98	SIMARANI NAYAK	DHENKANAL	HINDOL (SC)	BJP	0	23,12,503	38,450	40,00,000 40 Lacs+	23,50,953 23 Lacs+	16,49,047 16 Lacs+	59%
99	SANJALI MURMU	MAYURBHANJ	BANGRIPOSI (ST)	BJP	20,06,117	3,43,970	0	40,00,000 40 Lacs+	23,50,087 23 Lacs+	16,49,913 16 Lacs+	59%
100	DR. KRUSHNA CHANDRA MAHAPATRA	MAYURBHANJ	MORADA	BJP	20,46,722	2,96,187	0	40,00,000 40 Lacs+	23,42,909 23 Lacs+	16,57,091 16 Lacs+	59%
101	NARSING BHATRA	NABARANGPUR	JHARIGAM (ST)	BJP	21,74,699	1,67,710	0	40,00,000 40 Lacs+	23,42,409 23 Lacs+	16,57,591 16 Lacs+	59%
102	PRITHIVIRAJ HARICHANDAN	KHORDHA	CHILIKA	BJP	20,10,000	3,32,170	0	40,00,000 40 Lacs+	23,42,170 23 Lacs+	16,57,830 16 Lacs+	59%
103	KANAK VARDHAN SINGH DEO	BOLANGIR	PATNAGARH	BJP	20,08,950	3,26,040	0	40,00,000 40 Lacs+	23,34,990 23 Lacs+	16,65,010 16 Lacs+	58%
104	BHABANI SHANKAR BHOI	SUNDARGARH	TALSARA (ST)	BJP	23,32,390	0	0	40,00,000 40 Lacs+	23,32,390 23 Lacs+	16,67,610 16 Lacs+	58%

Data in this Kit is presented in good faith, with an intention to inform voters. MLAs' Election Expenditure affidavits from the CEO Website (<https://ceoodisha.nic.in/en/>) is the source of this analysis. Website:- www.adrindia.org, www.myneta.info

S.No.	Name	District	Constituency	Party	Expenditure incurred by MLA			Expense Limit (Rs.)	Total expenses incurred (Rs.)	Difference between Total Expense incurred and Expense Limit (Rs.)	% of limit reached
					MLA/ election agent (Rs.)	Political Party (Rs.)	Any other association/ body of persons/ individual (Rs.)				
105	NITYANANDA GOND	NABARANGPUR	UMERKOTE (ST)	BJP	20,02,850	3,16,410	600	40,00,000 40 Lacs+	23,11,910 23 Lacs+	16,88,090 16 Lacs+	58%
106	PRASANTA KUMAR JAGADEV	KHORDHA	KHURDA	BJP	22,95,657	0	0	40,00,000 40 Lacs+	22,95,657 22 Lacs+	17,04,343 17 Lacs+	57%
107	SANATAN BIJULI	MAYURBHANJ	BADSAHI (SC)	BJP	22,73,149	0	0	40,00,000 40 Lacs+	22,73,149 22 Lacs+	17,26,851 17 Lacs+	57%
108	AMARENDRA DAS	JAGATSINGHPUR	JAGATSINGHPUR	BJP	20,23,095	2,43,670	0	40,00,000 40 Lacs+	22,66,765 22 Lacs+	17,33,235 17 Lacs+	57%
109	GANESWAR BEHERA	KENDRAPARA	KENDRAPARA (SC)	BJD	0	22,54,544	0	40,00,000 40 Lacs+	22,54,544 22 Lacs+	17,45,456 17 Lacs+	56%
110	MOHAN CHARAN MAJHI	KEONJHAR	KEONJHAR (ST)	BJP	21,64,645	72,111	0	40,00,000 40 Lacs+	22,36,756 22 Lacs+	17,63,244 17 Lacs+	56%
111	RAGHURAM MACHHA	KORAPUT	KORAPUT (SC)	BJP	19,90,760	2,28,250	0	40,00,000 40 Lacs+	22,19,010 22 Lacs+	17,80,990 17 Lacs+	55%
112	UMA CHARAN MALLICK	KANDHAMAL	PHULBANI (ST)	BJP	19,52,868	2,50,000	0	40,00,000 40 Lacs+	22,02,868 22 Lacs+	17,97,132 17 Lacs+	55%
113	DR. FAKIR MOHAN NAIK	KEONJHAR	TELKOI (ST)	BJP	19,96,438	2,01,968	0	40,00,000 40 Lacs+	21,98,406 21 Lacs+	18,01,594 18 Lacs+	55%
114	PRATAP CHANDRA PRADHAN	ANGUL	ANGUL	BJP	20,24,099	1,55,333	0	40,00,000 40 Lacs+	21,79,432 21 Lacs+	18,20,568 18 Lacs+	54%
115	MANORANJAN DYAN SAMANTARA	GANJAM	CHIKITI	BJP	26,277	11,39,300	9,80,500	40,00,000 40 Lacs+	21,46,277 21 Lacs+	18,53,723 18 Lacs+	54%
116	AKASH DASNAYAK	JAIPUR	KOREI	BJP	21,08,646	0	0	40,00,000 40 Lacs+	21,08,646 21 Lacs+	18,91,354 18 Lacs+	53%
117	OM PRAKASH MISHRA	PURI	SATYABADI	BJP	19,21,270	1,55,170	0	40,00,000 40 Lacs+	20,76,440 20 Lacs+	19,23,560 19 Lacs+	52%
118	KANHAI CHARAN DANGA	BOUDH	KANTAMAL	BJP	20,67,200	0	0	40,00,000 40 Lacs+	**20,67,200 20 Lacs+	19,32,800 19 Lacs+	52%
119	SAROJ KUMAR PADHI	GANJAM	ASKA	BJP	20,45,033	0	0	40,00,000 40 Lacs+	20,45,034 20 Lacs+	19,54,966 19 Lacs+	51%

Data in this Kit is presented in good faith, with an intention to inform voters. MLAs' Election Expenditure affidavits from the CEO Website (<https://ceoodisha.nic.in/en/>) is the source of this analysis. Website:- www.adrindia.org, www.myneta.info

S.No.	Name	District	Constituency	Party	Expenditure incurred by MLA			Expense Limit (Rs.)	Total expenses incurred (Rs.)	Difference between Total Expense incurred and Expense Limit (Rs.)	% of limit reached
					MLA/ election agent (Rs.)	Political Party (Rs.)	Any other association/ body of persons/ individual (Rs.)				
120	SAROJ KUMAR PRADHAN	BOUDH	BOUDH	BJP	20,25,524	0	0	40,00,000 40 Lacs+	**20,25,524 20 Lacs+	19,74,476 19 Lacs+	51%
121	RUPU BHATRA	KORAPUT	KOTPAD (ST)	BJP	20,23,000	0	0	40,00,000 40 Lacs+	20,23,000 20 Lacs+	19,77,000 19 Lacs+	51%
122	RAGHUNATH JAGADALA	SUBARNAPUR	BIRMAHARAJPUR (SC)	BJP	0	20,04,000	0	40,00,000 40 Lacs+	20,04,000 20 Lacs+	19,96,000 19 Lacs+	50%
123	PADMA CHARAN HAIBURU	MAYURBHANJ	KARANJIA (ST)	BJP	20,01,940	0	0	40,00,000 40 Lacs+	20,01,940 20 Lacs+	19,98,060 19 Lacs+	50%
124	CHHABI MALIK	CUTTACK	NIALI (SC)	BJP	20,00,047	0	0	40,00,000 40 Lacs+	20,00,047 20 Lacs+	19,99,953 19 Lacs+	50%
125	ASHRIT PATTANAYAK	PURI	PIPILI	BJP	20,00,000	0	0	40,00,000 40 Lacs+	20,00,000 20 Lacs+	20,00,000 20 Lacs+	50%
126	PRADYUMNA KUMAR NAYAK	GANJAM	BHANJANAGAR	BJP	19,99,000	0	0	40,00,000 40 Lacs+	19,99,000 19 Lacs+	20,01,000 20 Lacs+	50%
127	GOURI SHANKAR MAJHI	NABARANGPUR	NABARANGPUR (ST)	BJP	18,71,001	63,000	0	40,00,000 40 Lacs+	19,34,001 19 Lacs+	20,65,999 20 Lacs+	48%
128	BIBHUTI BHUSHAN JENA	GANJAM	GOPALPUR	BJP	13,81,373	5,20,782	0	40,00,000 40 Lacs+	19,02,155 19 Lacs+	20,97,845 20 Lacs+	48%
129	KADRAKA APPALA SWAMY	RAYAGADA	RAYAGADA (ST)	INC	18,80,000	0	0	40,00,000 40 Lacs+	**18,80,000 18 Lacs+	21,20,000 21 Lacs+	47%
130	PRATAP CHANDRA NAYAK	GANJAM	KABISURYANAGAR	BJP	18,64,766	0	0	40,00,000 40 Lacs+	18,64,766 18 Lacs+	21,35,234 21 Lacs+	47%
131	SARADA PRASAD PADHAN	CUTTACK	MAHANGA	IND	18,54,044	0	0	40,00,000 40 Lacs+	18,54,044 18 Lacs+	21,45,956 21 Lacs+	46%
132	DASARATHI GOMANGA	GAJAPATI	MOHANA (ST)	INC	17,49,103	0	0	40,00,000 40 Lacs+	17,49,103 17 Lacs+	22,50,897 22 Lacs+	44%
133	NAVEEN PATNAIK	GANJAM	HINJILI	BJD	12,22,936	5,03,534	0	40,00,000 40 Lacs+	17,26,470 17 Lacs+	22,73,530 22 Lacs+	43%
134	NILAMADHAB HIKAKA	RAYAGADA	BISSAM CUTTACK (ST)	INC	16,80,000	0	0	40,00,000 40 Lacs+	16,80,000 16 Lacs+	23,20,000 23 Lacs+	42%

Data in this Kit is presented in good faith, with an intention to inform voters. MLAs' Election Expenditure affidavits from the CEO Website (<https://ceoodisha.nic.in/en/>) is the source of this analysis. Website:- www.adrindia.org, www.myneta.info

S.No.	Name	District	Constituency	Party	Expenditure incurred by MLA			Expense Limit (Rs.)	Total expenses incurred (Rs.)	Difference between Total Expense incurred and Expense Limit (Rs.)	% of limit reached
					MLA/ election agent (Rs.)	Political Party (Rs.)	Any other association/ body of persons/ individual (Rs.)				
135	TARA PRSADA BAHINIPATI	KORAPUT	JEYPORE	INC	16,78,995	0	0	40,00,000 40 Lacs+	16,78,995 16 Lacs+	23,21,005 23 Lacs+	42%
136	BIJAYA KUMAR DALABEHERA	CUTTACK	BARAMBA	IND	5,53,800	0	10,33,377	40,00,000 40 Lacs+	15,87,177 15 Lacs+	24,12,823 24 Lacs+	40%
137	SAGAR CHARAN DAS	KALAHANDI	BHAWANIPATNA (SC)	INC	15,11,993	0	0	40,00,000 40 Lacs+	15,11,993 15 Lacs+	24,88,007 24 Lacs+	38%
138	PABITRA SAUNTA	KORAPUT	LAKSHMIPUR (ST)	INC	14,64,999	0	0	40,00,000 40 Lacs+	14,64,999 14 Lacs+	25,35,001 25 Lacs+	37%
139	SATYAJEET GOMANGO	RAYAGADA	GUNUPUR (ST)	INC	11,14,598	3,40,000	0	40,00,000 40 Lacs+	14,54,598 14 Lacs+	25,45,402 25 Lacs+	36%
140	RAMESH CHANDRA JENA	GANJAM	SANAKHEMUNDI	INC	13,56,533	0	48,793	40,00,000 40 Lacs+	14,05,326 14 Lacs+	25,94,674 25 Lacs+	35%
141	RAMA CHANDRA KADAM	KORAPUT	POTTANGI (ST)	INC	12,49,250	0	60,000	40,00,000 40 Lacs+	13,09,250 13 Lacs+	26,90,750 26 Lacs+	33%
142	NARASINGA MADKAMI	MALKANGIRI	MALKANGIRI (ST)	BJP	0	11,40,251	0	40,00,000 40 Lacs+	11,40,251 11 Lacs+	28,59,749 28 Lacs+	29%
143	C.S. RAAZEN EKKA	SUNDARGARH	RAJGANGPUR (ST)	INC	10,25,558	0	0	40,00,000 40 Lacs+	**10,25,558 10 Lacs+	29,74,442 29 Lacs+	26%
144	HIMANSHU SEKHAR SAHOO S/O LATE RAMESH CHANDRA SAHOO	JAIPUR	DHARMASALA	IND	9,89,981	0	0	40,00,000 40 Lacs+	9,89,981 9 Lacs+	30,10,019 30 Lacs+	25%
145	MANGU KHILLA	MALKANGIRI	CHITRAKONDA (ST)	INC	9,45,749	0	0	40,00,000 40 Lacs+	9,45,749 9 Lacs+	30,54,251 30 Lacs+	24%
146	PRAFULLA CHANDRA PRADHAN	KANDHAMAL	G. UDAYAGIRI (ST)	INC	9,44,150	4,30,695	0	40,00,000 40 Lacs+	9,44,150 9 Lacs+	30,55,850 30 Lacs+	24%
147	ASHOK KUMAR DAS	BHADRAK	BASUDEVPUR	INC	6,95,596	1,72,100	0	40,00,000 40 Lacs+	8,67,696 8 Lacs+	31,32,304 31 Lacs+	22%

Table: Election expenses declared by MLAs in Odisha Assembly Elections, 2024: Full Details

**on total expenses value indicates that the MLA has not provided the total in their expenditure affidavits, it has been calculated on the basis of details provided by them in the same

Data in this Kit is presented in good faith, with an intention to inform voters. MLAs' Election Expenditure affidavits from the CEO Website (<https://ceoodisha.nic.in/en/>) is the source of this analysis. Website:- www.adrindia.org, www.myneta.info

Upgraded MyNeta App



Association for Democratic Reforms and National Election Watch present

THE UPGRADED MYNETA APP

DOWNLOAD TODAY!

And be a part of our **#MeraVoteMeraDesh** Campaign

Visit our website:
www.adrindia.org
www.myneta.info

Data in this Kit is presented in good faith, with an intention to inform voters. MLAs' Election Expenditure affidavits from the CEO Website (<https://ceoodisha.nic.in/en/>) is the source of this analysis. Website:- www.adrindia.org, www.myneta.info

To get information about candidates/parties/MPs/MLAs/corporators/PILs in courts

Journalist Helpline no.-80103-94248
Subscribe to ADR on [WhatsApp](#) for updates: 7840067840

Visit: adrindia.org and myneta.info
Email: adr@adrindia.org

To contact ADR State Partners, visit: <https://adrindia.org/about-adr/state-coordinators>

Social Media Handles



Our Websites

www.adrindia.org

Provides detailed analytical reports of Lok Sabha, State Assemblies, Local Body Elections & Financial Reports and ongoing PILs in courts

www.myneta.info

Provides full information of criminal cases, asset, liability and education details declared by candidates in the self sworn affidavits

Android App

MyNeta

The criminal, financial, educational & other background information self declared by candidates in their affidavits during elections is now available on your mobile phones

Office Address

Association for Democratic Reforms
T-95, C.L. House, 2nd Floor,
Gulmohar Commercial Complex
Gautam Nagar,
Near Green Park Metro Station (Gautam Nagar exit),
New Delhi-110 049
Phone : +91-011-4165-4200

Contact Details
Odisha Election Watch

Ranjan Kumar Mohanty
State Coordinator
+91-0674 2382175
+91-0674 2352278
+91-94370-13723
pecuc@hotmail.com, odishaelectionwatch@gmail.com

Association for Democratic Reforms/National Election Watch

<p>Media and Journalist Helpline</p> <p>+91 80103 94248 Email: adr@adrindia.org</p>	<p>Maj.Gen. Anil Verma (Retd.) Head Association for Democratic Reforms, National Election Watch 011 4165 4200, adr@adrindia.org, anilverma@adrindia.org</p>	<p>Prof Jagdeep Chhokar IIM Ahmedabad (Retd.) Founder Member, Association for Democratic Reforms, National Election Watch jchhokar@gmail.com</p>	<p>Prof Trilochan Sastry IIM Bangalore Founder Member, Association for Democratic Reforms, National Election Watch tsastry@gmail.com</p>
--	---	---	--

DISCLAIMER

All information about MLAs, in this report has been taken from the election expenditure statements filed by them and submitted to the Chief Electoral Officer, Odisha. **ADR does not add or subtract any information, unless the EC changes the data. In particular, no unverified information from any other source is used.** Copies of election expenditure statements were obtained from the CEO's website (<https://ceoodisha.nic.in/en/>)_While all efforts have been made to ensure that the information is in keeping with what is mentioned in the election expenditure statements, in case of discrepancy between information in this report and that given in the election expenditure statements, the information reported in the election expenditure statements filed by MLAs should be treated as correct. Association for Democratic Reforms, Odisha Election Watch and their volunteers are not responsible or liable for any damage arising directly or indirectly from the publication of this report.

Data in this Kit is presented in good faith, with an intention to inform voters. MLAs' Election Expenditure affidavits from the CEO Website (<https://ceoodisha.nic.in/en/>) is the source of this analysis. Website:- www.adrindia.org, www.myneta.info