

6th July, 2026

Press Release

Puducherry Assembly Elections 2026

Analysis of Election Expenditure Statements of MLAs

Association for Democratic Reforms

Plot No. E-5, 4th Floor,
Lane-1, Westend Marg, Saidulajab,
(Behind Saket Metro Gate No. 2)
New Delhi-110 030
Phone: +91-011-4165-4200
Email: adr@adrindia.org

Contents

PUDUCHERRY ASSEMBLY ELECTIONS 2026.....	1
ANALYSIS OF ELECTION EXPENDITURE STATEMENTS OF MLAs PUDUCHERRY ASSEMBLY ELECTIONS, 2026.....	4
SUMMARY AND HIGHLIGHTS OF ELECTION EXPENSES OF MLAs FROM THE PUDUCHERRY ASSEMBLY 2026 ELECTIONS.....	5
1. LESS THAN 50% OF THE LIMIT:.....	5
2. AVERAGE ELECTION EXPENSES:.....	5
3. PARTY-WISE AVERAGE ELECTION EXPENSES.....	5
4. TOP 3 MLAs WITH HIGHEST ELECTION EXPENSES.....	6
5. MLAs WITH LOWEST ELECTION EXPENSES.....	6
6. EXPENSE ON PUBLIC MEETING, RALLY, AND PROCESSIONS WITH STAR CAMPAIGNERS (OTHER THAN THOSE FOR GENERAL PARTY PROPAGANDA).....	7
7. EXPENSE ON PUBLIC MEETING, RALLY, AND PROCESSIONS WITHOUT STAR CAMPAIGNERS (OTHER THAN THE ONES WITH STAR CAMPAIGNERS OF THE POLITICAL PARTY).....	7
8. EXPENSE ON CAMPAIGNING THROUGH ELECTRONIC/PRINT MEDIA.....	7
9. EXPENSE ON CAMPAIGN WORKERS.....	7
10. EXPENSE ON CAMPAIGN MATERIALS.....	7
11. EXPENSE ON CAMPAIGN VEHICLES.....	7
12. EXPENSE ON PUBLISHING OF DECLARATION REGARDING CRIMINAL CASES:.....	7
13. PARTY-WISE AVERAGE ELECTION EXPENSES ON PUBLIC MEETINGS, PROCESSIONS ETC. WITH STAR CAMPAIGNERS.....	9
14. PARTY-WISE AVERAGE ELECTION EXPENSES ON PUBLIC MEETINGS, PROCESSIONS ETC. WITHOUT STAR CAMPAIGNERS (OTHER THAN THE ONES WITH STAR CAMPAIGNERS OF THE POLITICAL PARTY).....	10
15. PARTY WISE AVERAGE ELECTION EXPENSE OF MLAs ON CAMPAIGN MATERIALS.....	12
16. PARTY WISE AVERAGE ELECTION EXPENSE OF MLAs ON ELECTRONIC MEDIA.....	13
17. PARTY WISE AVERAGE ELECTION EXPENSE OF MLAs ON CAMPAIGN VEHICLES.....	15
18. PARTY WISE AVERAGE ELECTION EXPENSE OF MLAs ON CAMPAIGN WORKERS.....	16
TOP 10 MLAs WITH HIGHEST DECLARED ELECTION EXPENSES IN 2026 PUDUCHERRY ASSEMBLY ELECTIONS.....	18
10 MLAs WITH LOWEST ELECTION EXPENSES DECLARED.....	19

Data in this Kit is presented in good faith, with an intention to inform voters. MLAs' Election Expenditure affidavits from the CEO Website(<https://ceopuducherry.py.gov.in/index.php>) is the source of this analysis. Website:- www.adrindia.org, www.myneta.info

SUMMARY AND HIGHLIGHTS OF SOURCES OF FUNDS RAISED BY MLAs IN THE PUDUCHERRY ASSEMBLY 2026 ELECTIONS.....	20
1. PERCENTAGE BREAKDOWN OF FUNDS RAISED BY MLAs:.....	20
2. MLAs WHO RAISED FUNDS FROM POLITICAL PARTIES.....	20
3. MLAs WHO RAISED FUNDS THROUGH ANY PERSON/ COMPANY/ FIRM/ ASSOCIATIONS/ BODY OF PERSONS ETC AS LOAN, GIFT OR DONATION ETC.....	20
4. SELF-FUNDS USED FOR ELECTION CAMPAIGN.....	20
ELECTION EXPENSES DECLARED BY MLAs IN PUDUCHERRY ASSEMBLY ELECTIONS, 2026: FULL DETAILS.....	21
CONTACT DETAILS.....	25
DISCLAIMER.....	25

Analysis of Election Expenditure Statements of MLAs Puducherry Assembly Elections, 2026

According to Section 78 of the Representation of the People Act, 1951, every contesting candidate has to lodge a true copy of his election expenses within 30 days from the date of declaration of result of election, with the District Election Officer in all States and Union Territories. Association for Democratic Reforms (ADR) and Puducherry Election Watch have analysed all 30 election expenditure statements submitted after the Puducherry Assembly Election 2026 for newly elected MLAs. The expenditure limit for the MLAs during the Puducherry Assembly elections was **Rs. 28 lakhs**. These election expense documents include details of expenses on public meetings and processions, campaigning through electronic and print media, expense on campaign workers, expense on vehicles used, expense on virtual campaign, expense on publishing of declaration regarding criminal cases and expense on campaign materials.

Recommendations:

1. Each Winner is required to file his election expenditure statement within 30 days of the results of the elections, the deadline in case of the Puducherry Assembly Elections being the 4th June 2026. However, it was observed that the election expenditure statements of the Winners were not uploaded on the CEO/DEO's website till significantly after the deadline. **It is recommended that the Abstract Expenditure Statement (Annexure E2) of the MLAs is uploaded on the website of the CEO within 72 hours of the receipt of the statement.**
2. The deadline for filing an election petition against any Winner is 45 days after the declaration of the results. Generally, MLAs submit their election expenditure statements towards the end of the 30 days given for submission of the statements. This leaves 15 days for any common citizen to file an election petition against any Winner. The deadline for filing an election petition should be increased in order to give the citizens time to scrutinize the election expenditure statements of the MLAs and gather the relevant documents/proof etc. for the election petition.
3. As has been instated in the filing of affidavits during the elections, the MLAs should not be allowed to keep any field blank on the Abstract Election Expenditure statement (Annexure E2) and Schedule 1 to 11. The statements must be filled in a legible format and overwriting of amounts in the statement should be discouraged.

Summary and Highlights of Election Expenses of MLAs from the Puducherry Assembly 2026 Elections

1. **Less than 50% of the Limit:** The candidate expenditure limit for Puducherry assembly elections 2026 was **Rs 28 lakhs**. Out of **30 MLAs** analysed, **23 (77%) MLAs** have declared election expenses less than **50%** of the expense limit in their constituency.
2. **Average Election Expenses:** Based on the election expense declarations of **30 MLAs** from Puducherry Assembly, the average amount of money spent by them in the elections is **Rs 10.31 lakhs, which is 37% of the expense limit**.
3. **Party-wise Average Election Expenses:** The party wise average election expenses shows that the average spending for **12 MLAs** from **All India N.R. Congress** is **Rs.10.79 lakhs** (38.6% of the expense limit). For **5 MLAs** from **DMK**, the average election expenditure is **Rs.9.97 lakhs** (35.6% of the expense limit), for **4 MLAs** from **BJP**, the average election expenditure is **Rs.9.47 lakhs** (33.8% of the expense limit), for **2 MLAs** from **Tamilaga Vettri Kazhagam**, the average election expenditure is **Rs.5.63 lakhs** (20.1% of the expense limit), for **1 INC** MLA, the election expenditure is **Rs.20.87 lakhs** (74.6% of the expense limit), for **1 Neyam Makkal Kazhagam** MLA the election expenditure is **Rs.17.36 lakhs** (62% of the expense limit), for **1 Latchiya Jananayaka Katchi (LJK)** MLA the election expenditure is **Rs.9.40 lakhs** (33.6% of the expense limit), for **1 AIADMK** MLA the election expenditure is **Rs.7.82 lakhs** (28% of the expense limit) and **3 Independent** MLAs the average election expenditure is **Rs.8.50 lakhs** (30.4% of the expense limit).

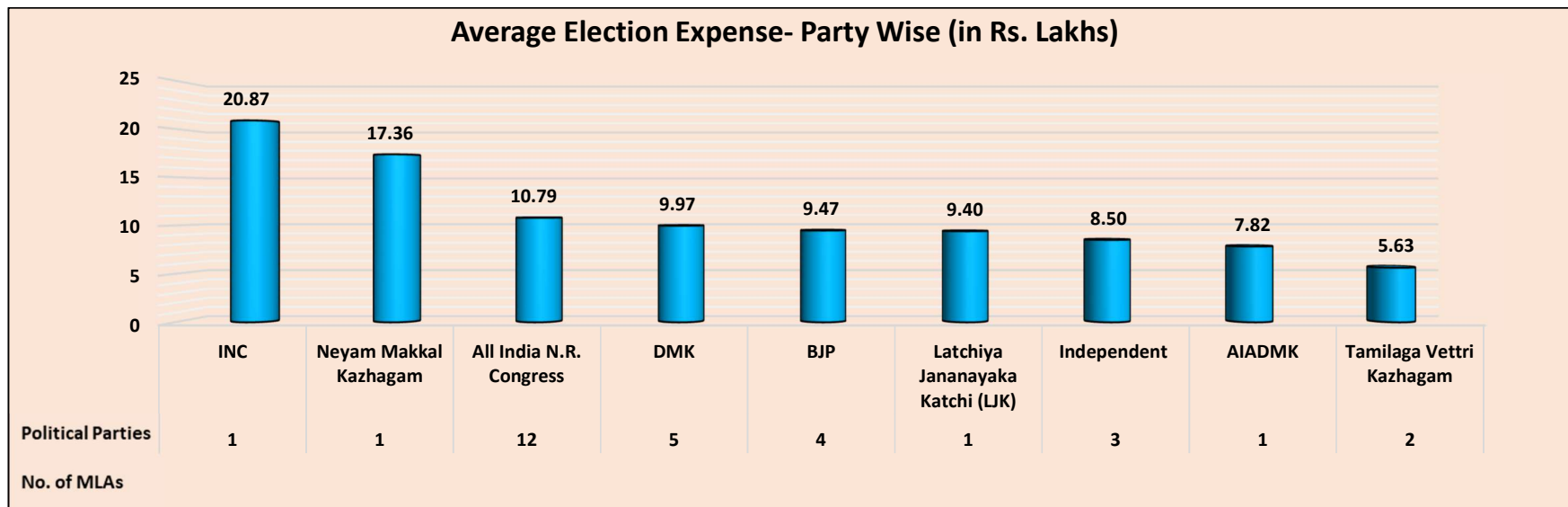


Figure: Party-wise Average Election Expenses (Rs.in lakhs)

Data in this Kit is presented in good faith, with an intention to inform voters. MLAs' Election Expenditure affidavits from the CEO Website(<https://ceopuducherry.py.gov.in/index.php>) is the source of this analysis. Website:- www.adrindia.org, www.myneta.info

S.No.	Party	No. of MLAs Analyzed	Expense Limit (Rs.)	Party-Wise Average Election Expense (Rs.)	Party-Wise % of Average Limit
1	All India N.R. Congress	12	28,00,000 28 Lacs+	10,79,601 10 Lacs+	38.6 %
2	DMK	5	28,00,000 28 Lacs+	9,97,711 9 Lacs+	35.6 %
3	BJP	4	28,00,000 28 Lacs+	9,47,089 9 Lacs+	33.8 %
4	Independent	3	28,00,000 28 Lacs+	8,50,012 8 Lacs+	30.4 %
5	Tamilaga Vettri Kazhagam	2	28,00,000 28 Lacs+	5,63,807 5 Lacs+	20.1 %
6	Neyam Makkal Kazhagam	1	28,00,000 28 Lacs+	17,36,649 17 Lacs+	62 %
7	INC	1	28,00,000 28 Lacs+	20,87,811 20 Lacs+	74.6 %
8	Latchiya Jananayaka Katchi (LJK)	1	28,00,000 28 Lacs+	9,40,489 9 Lacs+	33.6 %
9	AIADMK	1	28,00,000 28 Lacs+	7,82,776 7 Lacs+	28 %
Total		30	28,00,000 28 Lacs+	10,31,917 10 Lacs+	37 %

Table: Party-wise Average Expenses declared

4. Top 3 MLAs with highest Election Expenses: The details of top 3 MLAs who have declared highest election expenses are given below:

S.No.	Name	District	Constituency	Party	Expense Limit (Rs.)	Total expenses incurred (Rs.)	% of limit reached
1	Malladi Krishna Rao	Puducherry	Yanam	All India N.R. Congress	28,00,000 28 Lacs+	21,41,603 21 Lacs+	76%
2	P. Karthikeyan	Puducherry	Oussudu (SC)	INC	28,00,000 28 Lacs+	20,87,811 20 Lacs+	75%
3	Senthil Alias Ramesh	Puducherry	Kalapet	DMK	28,00,000 28 Lacs+	20,40,522 20 Lacs+	73%

Table: Top 3 MLAs with highest election expenditure

5. MLAs with lowest Election Expenses: The details of 3 MLAs who have declared lowest election expenses are given below:

S.No.	Name	District	Constituency	Party	Expense Limit (Rs.)	Total expenses incurred (Rs.)	% of limit reached
1	E. Mohandoss	Puducherry	Embalam (SC)	All India N.R. Congress	28,00,000 28 Lacs+	2,86,815 2 Lacs+	10%

Data in this Kit is presented in good faith, with an intention to inform voters. MLAs' Election Expenditure affidavits from the CEO Website(<https://ceopuducherry.py.gov.in/index.php>) is the source of this analysis. Website:- www.adrindia.org, www.myneta.info

S.No.	Name	District	Constituency	Party	Expense Limit (Rs.)	Total expenses incurred (Rs.)	% of limit reached
2	V. Cartigueyane	Puducherry	Nellithope	DMK	28,00,000 28 Lacs+	3,97,064 3 Lacs+	14%
3	Azhagu Alias Azhaganantham	Puducherry	Kadigamam	IND	28,00,000 28 Lacs+	**4,55,497 4 Lacs+	16%

Table: 3 MLAs with lowest election expenditure

**on total expenses value indicates that the MLA has not provided the total in their expenditure affidavits, it has been calculated on the basis of details provided by them in the same

6. **Expense on Public Meeting, Rally, and Processions with Star Campaigners (other than those for general party propaganda):** Out of the 30 MLAs analyzed, 14 (47%) MLAs have declared that they have spent funds on public meetings, processions etc. with star campaigners (other than those for general party propaganda) and 16 (53%) MLAs have declared that they have not spent any funds on public meetings, processions etc. with star campaigners (other than those for general party propaganda).
7. **Expense on Public Meeting, Rally, and Processions without Star Campaigners (other than the ones with star campaigners of the political party):** Out of the 30 MLAs analyzed, 21 (70%) MLAs have declared that they have spent funds on public meetings, processions etc. without star campaigners (other than the ones with star campaigners of the political party) and 9 (30%) MLAs have declared that they have not spent any funds on public meetings, processions etc. without star campaigners (other than the ones with star campaigners of the political party).
8. **Expense on Campaigning through electronic/print media:** 10 (33%) MLAs have declared that they have spent funds on campaigning through electronic/print media and 20 (67%) MLAs have declared that they have not spent any funds on campaigning through electronic/print media.
9. **Expense on Campaign Workers:** 25 (83%) MLAs have declared that they have spent funds on campaign workers and 5 (17%) MLAs have declared that they have not spent any funds on campaign workers.
10. **Expense on Campaign Materials:** 27 (90%) MLAs have declared that they have spent funds on campaign materials and 3 (10%) MLAs have declared that they have not spent any funds on campaign materials.
11. **Expense on Campaign Vehicles:** All 30(100%) MLAs have declared that they have spent funds on campaign vehicles.
12. **Expense on Publishing of Declaration Regarding Criminal Cases:** Out of the 15 MLAs analysed with declared criminal cases, all 15 (100%) MLAs have declared that they have spent funds on publishing of declarations regarding criminal cases.

Breakdown of Expenditure Incurred by the MLAs

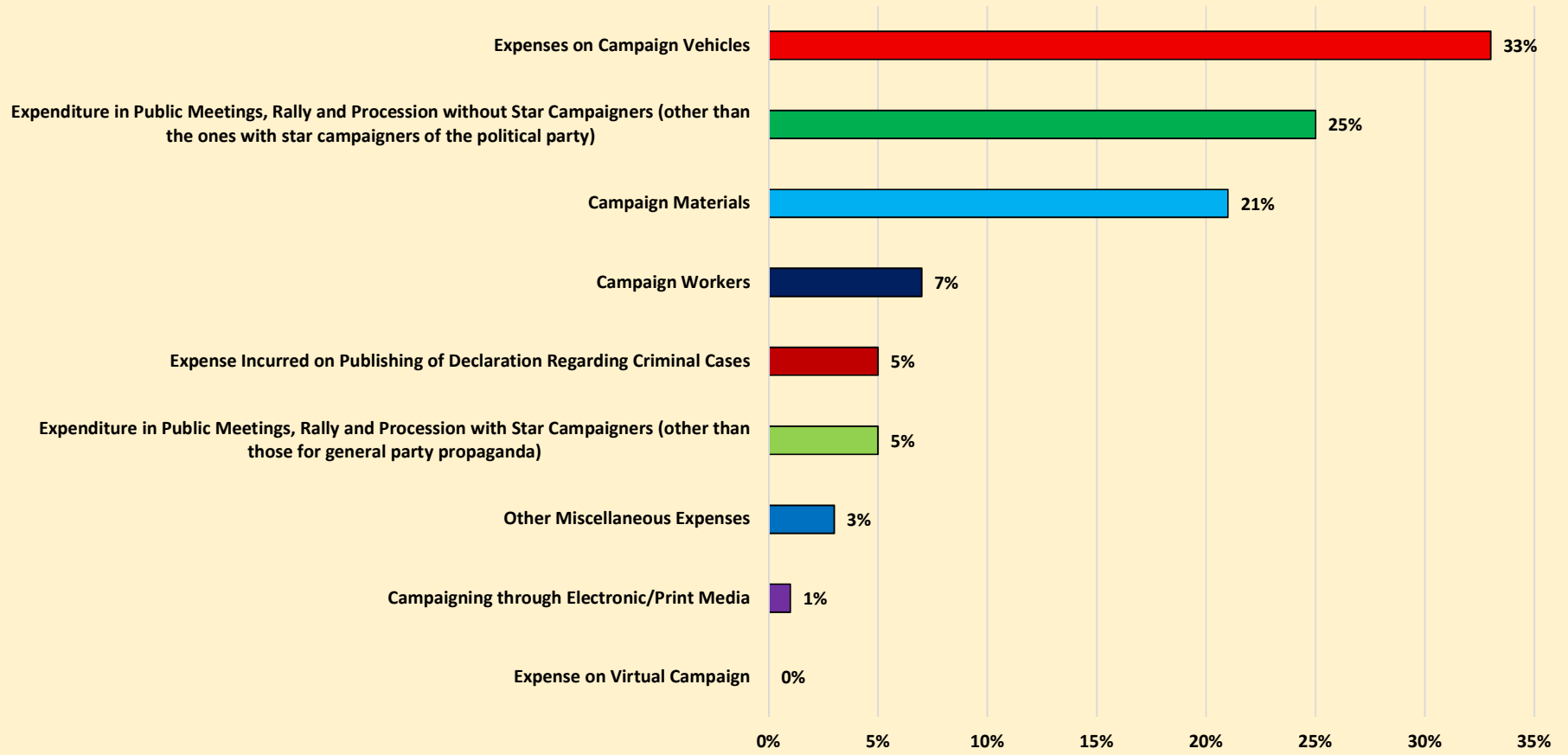


Figure: Breakdown of Elections Expenses Incurred by MLAs

Data in this Kit is presented in good faith, with an intention to inform voters. MLAs' Election Expenditure affidavits from the CEO Website(<https://ceopuducherry.py.gov.in/index.php>) is the source of this analysis. Website:- www.adrindia.org, www.myneta.info

13. Party-wise Average Election Expenses on Public Meetings, Processions etc. with Star Campaigners (other than those for general party propaganda):

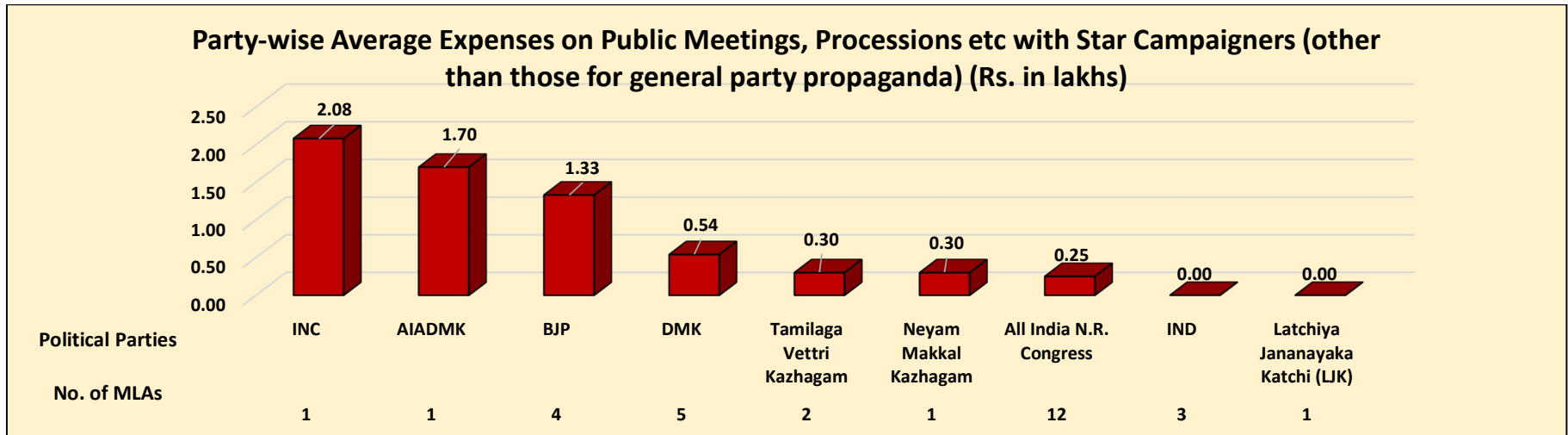


Figure: Party-wise Average Expenses on Public Meetings, Processions etc. with Star Campaigners (other than those for general party propaganda) (Rs. in Lakhs)

S.No.	Party	No. of MLAs Analyzed	Expense Limit (Rs.)	Party-Wise Average Election Expense (Rs.)	Party-Wise Average Expense on Meetings, Processions etc with star campaigners (other than those for general party propaganda) (Rs.)	Party-Wise % of Average Expense on Meetings, Processions etc with star campaigners (other than those for general party propaganda)
1	All India N.R. Congress	12	28,00,000 28 Lacs+	10,79,601 10 Lacs+	25,683 25 Thou+	2.4 %
2	DMK	5	28,00,000 28 Lacs+	9,97,711 9 Lacs+	54,921 54 Thou+	5.5 %
3	BJP	4	28,00,000 28 Lacs+	9,47,089 9 Lacs+	1,33,098 1 Lacs+	14.1 %
4	Independent	3	28,00,000 28 Lacs+	8,50,012 8 Lacs+	0	0 %
5	Tamilaga Vettri Kazhagam	2	28,00,000 28 Lacs+	5,63,807 5 Lacs+	30,632 30 Thou+	5.4 %
6	Neyam Makkal Kazhagam	1	28,00,000 28 Lacs+	17,36,649 17 Lacs+	30,632 30 Thou+	1.8 %
7	AIADMK	1	28,00,000 28 Lacs+	7,82,776 7 Lacs+	1,70,821 1 Lacs+	21.8 %

Data in this Kit is presented in good faith, with an intention to inform voters. MLAs' Election Expenditure affidavits from the CEO Website(<https://ceopuducherry.py.gov.in/index.php>) is the source of this analysis. Website:- www.adrindia.org, www.myneta.info

S.No.	Party	No. of MLAs Analyzed	Expense Limit (Rs.)	Party-Wise Average Election Expense (Rs.)	Party-Wise Average Expense on Meetings, Processions etc with star campaigners (other than those for general party propaganda) (Rs.)	Party-Wise % of Average Expense on Meetings, Processions etc with star campaigners (other than those for general party propaganda)
8	INC	1	28,00,000 28 Lacs+	20,87,811 20 Lacs+	2,08,900 2 Lacs+	10 %
9	Latchiya Jananayaka Katchi (LJK)	1	28,00,000 28 Lacs+	9,40,489 9 Lacs+	0	0 %
Total		30	28,00,000 28 Lacs+	10,31,917 10 Lacs+	52,894 52 Thou+	5 %

Table: Party-wise Average Expenses on Public Meetings, Processions etc. with Star Campaigners (other than those for general party propaganda)

14. Party-wise Average Election Expenses on Public Meetings, Processions etc. without Star Campaigners (other than the ones with star campaigners of the political party):

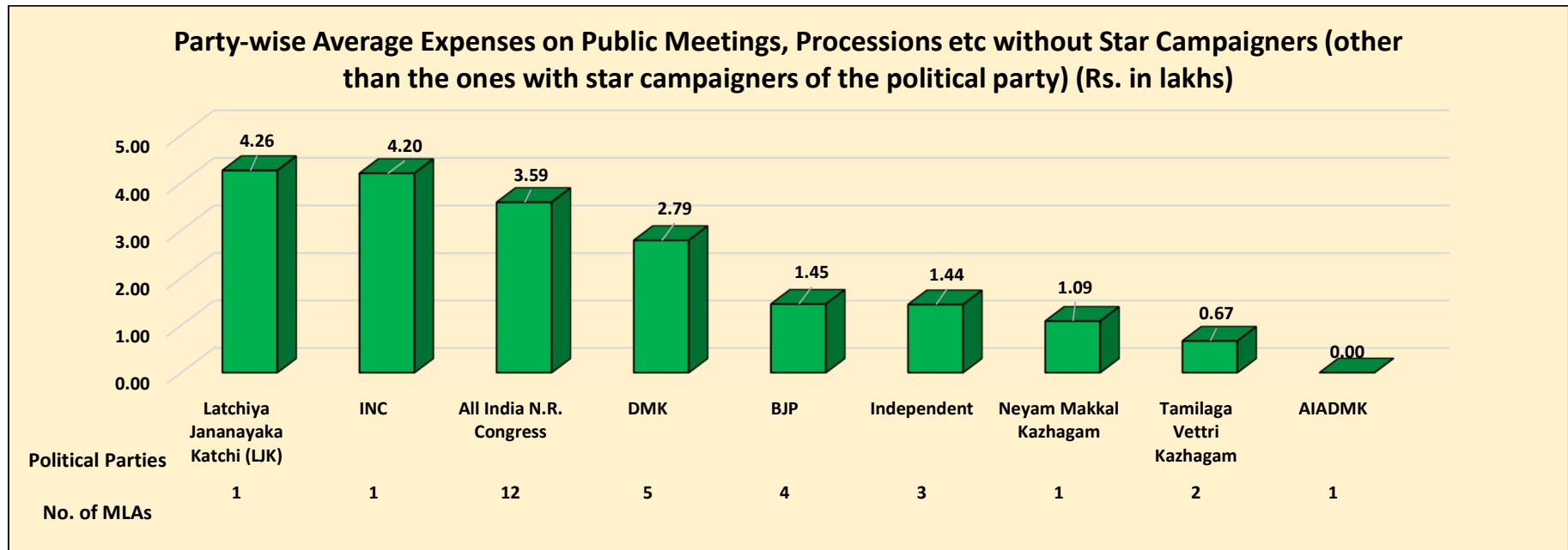


Figure: Party-wise Average Election Expenses on Public Meetings, Processions etc. without Star Campaigners (other than the ones with star campaigners of the political party) (Rs.in lakhs)

Data in this Kit is presented in good faith, with an intention to inform voters. MLAs' Election Expenditure affidavits from the CEO Website(<https://ceopuducherry.py.gov.in/index.php>) is the source of this analysis. Website:- www.adrindia.org, www.myneta.info

S.No.	Party	No. of MLAs Analyzed	Expense Limit (Rs.)	Party-Wise Average Election Expense (Rs.)	Party-Wise Average Expense on Meetings, Processions etc without star campaigners (other than the ones with star campaigners of the political party) (Rs.)	Party-Wise % of Average Expense on Meetings, Processions etc without star campaigners (other than the ones with star campaigners of the political party)
1	All India N.R. Congress	12	28,00,000 28 Lacs+	10,79,601 10 Lacs+	3,59,339 3 Lacs+	33.3 %
2	DMK	5	28,00,000 28 Lacs+	9,97,711 9 Lacs+	2,79,822 2 Lacs+	28 %
3	BJP	4	28,00,000 28 Lacs+	9,47,089 9 Lacs+	1,45,198 1 Lacs+	15.3 %
4	Independent	3	28,00,000 28 Lacs+	8,50,012 8 Lacs+	1,44,725 1 Lacs+	17 %
5	Tamilaga Vettri Kazhagam	2	28,00,000 28 Lacs+	5,63,807 5 Lacs+	67,977 67 Thou+	12.1 %
6	AIADMK	1	28,00,000 28 Lacs+	7,82,776 7 Lacs+	0	0 %
7	INC	1	28,00,000 28 Lacs+	20,87,811 20 Lacs+	4,20,800 4 Lacs+	20.2 %
8	Latchiya Jananayaka Katchi (LJK)	1	28,00,000 28 Lacs+	9,40,489 9 Lacs+	4,26,318 4 Lacs+	45.3 %
9	Neyam Makkal Kazhagam	1	28,00,000 28 Lacs+	17,36,649 17 Lacs+	1,09,093 1 Lacs+	6.3 %
Total		30	28,00,000 28 Lacs+	10,31,917 10 Lacs+	2,60,610 2 Lacs+	25 %

Table: Party-wise Average Expenses on Public Meetings, Processions etc. without Star Campaigners (other than the ones with star campaigners of the political party)

15. Party Wise Average Election Expense of MLAs on Campaign Materials:

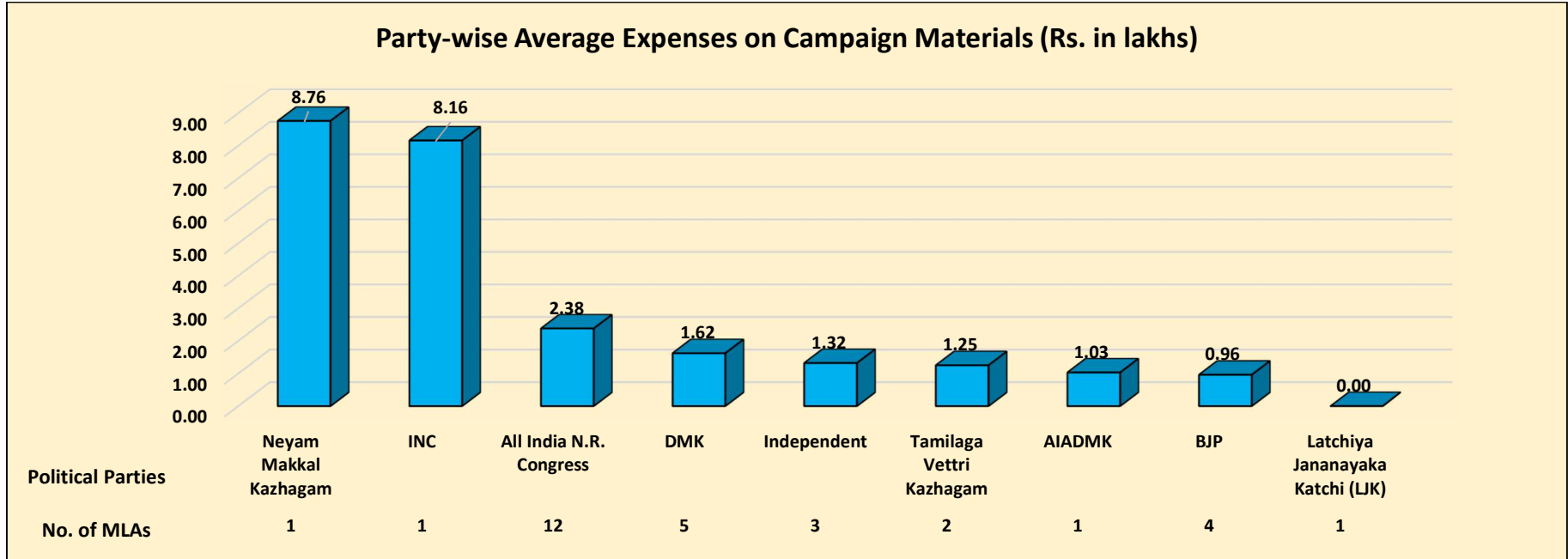


Figure: Party-wise Average Election Expenses on Campaign Materials (Rs.in lakhs)

S.No.	Party	No. of MLAs Analyzed	Expense Limit (Rs.)	Party-Wise Average Election Expense (Rs.)	Party-Wise Average Expense on Campaign Materials (Rs.)	Party-Wise % of Average Expense on Campaign Materials
1	All India N.R. Congress	12	28,00,000 28 Lacs+	10,79,601 10 Lacs+	2,38,379 2 Lacs+	22.1 %
2	DMK	5	28,00,000 28 Lacs+	9,97,711 9 Lacs+	1,62,605 1 Lacs+	16.3 %
3	BJP	4	28,00,000 28 Lacs+	9,47,089 9 Lacs+	96,533 96 Thou+	10.2 %
4	IND	3	28,00,000 28 Lacs+	8,50,012 8 Lacs+	1,32,252 1 Lacs+	15.6 %
5	Tamilaga Vettri Kazhagam	2	28,00,000 28 Lacs+	5,63,807 5 Lacs+	1,25,603 1 Lacs+	22.3 %
6	Neyam Makkal Kazhagam	1	28,00,000 28 Lacs+	17,36,649 17 Lacs+	8,76,818 8 Lacs+	50.5 %

Data in this Kit is presented in good faith, with an intention to inform voters. MLAs' Election Expenditure affidavits from the CEO Website(<https://ceopuducherry.py.gov.in/index.php>) is the source of this analysis. Website:- www.adrindia.org, www.myneta.info

S.No.	Party	No. of MLAs Analyzed	Expense Limit (Rs.)	Party-Wise Average Election Expense (Rs.)	Party-Wise Average Expense on Campaign Materials (Rs.)	Party-Wise % of Average Expense on Campaign Materials
7	AIADMK	1	28,00,000 28 Lacs+	7,82,776 7 Lacs+	1,03,052 1 Lacs+	13.2 %
8	INC	1	28,00,000 28 Lacs+	20,87,811 20 Lacs+	8,16,047 8 Lacs+	39.1 %
9	Latchiya Jananayaka Katchi (LJK)	1	28,00,000 28 Lacs+	9,40,489 9 Lacs+	0	0 %
Total		30	28,00,000 28 Lacs+	10,31,917 10 Lacs+	2,16,786 2 Lacs+	21 %

Table: Party-wise Average Election Expense of MLAs on Campaign Materials

16. Party Wise Average Election Expense of MLAs on Electronic Media:

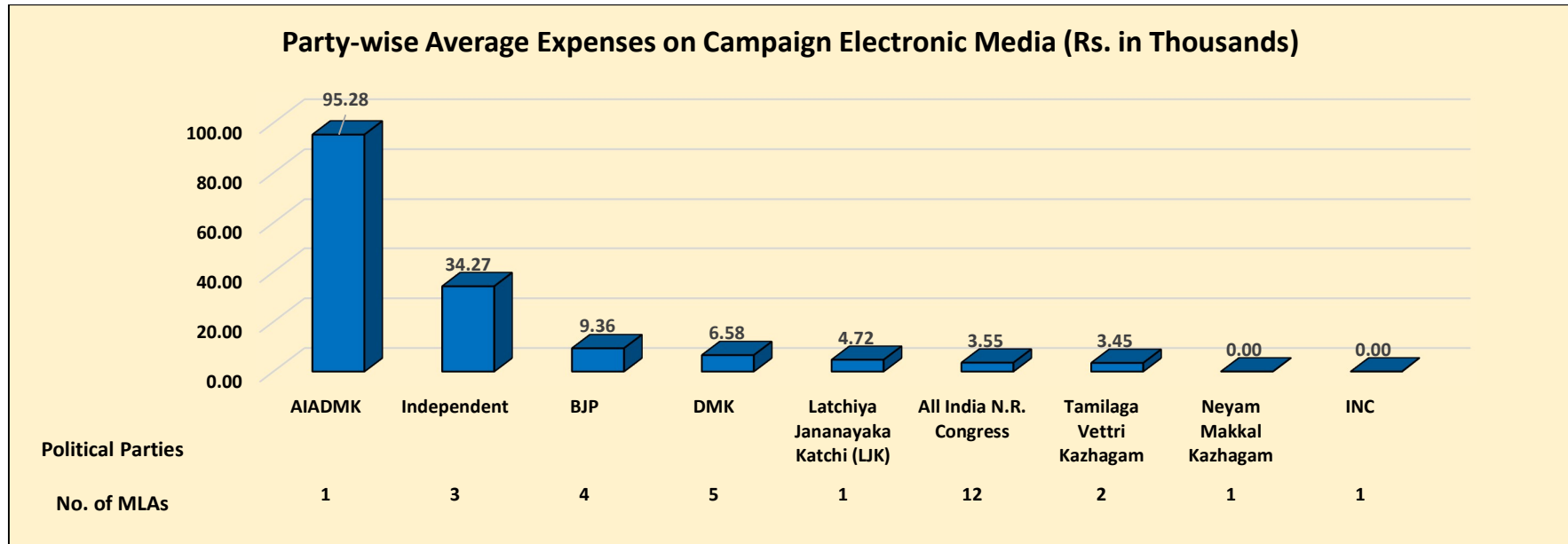


Figure: Party-wise Average Election Expenses on Campaign Electronic Media (Rs. in Thousands)

Data in this Kit is presented in good faith, with an intention to inform voters. MLAs' Election Expenditure affidavits from the CEO Website(<https://ceopuducherry.py.gov.in/index.php>) is the source of this analysis. Website:- www.adrindia.org, www.myneta.info

S.No.	Party	No. of MLAs Analyzed	Expense Limit (Rs.)	Party-Wise Average Election Expense (Rs.)	Party-Wise Average Expense on Electronic Media (Rs.)	Party-Wise % of Average Expense on Electronic Media
1	All India N.R. Congress	12	28,00,000 28 Lacs+	10,79,601 10 Lacs+	3,550 3 Thou+	0.3 %
2	DMK	5	28,00,000 28 Lacs+	9,97,711 9 Lacs+	6,580 6 Thou+	0.7 %
3	BJP	4	28,00,000 28 Lacs+	9,47,089 9 Lacs+	9,361 9 Thou+	1 %
4	IND	3	28,00,000 28 Lacs+	8,50,012 8 Lacs+	34,277 34 Thou+	4 %
5	Tamilaga Vettri Kazhagam	2	28,00,000 28 Lacs+	5,63,807 5 Lacs+	3,452 3 Thou+	0.6 %
6	Neyam Makkal Kazhagam	1	28,00,000 28 Lacs+	17,36,649 17 Lacs+	0	0 %
7	AIADMK	1	28,00,000 28 Lacs+	7,82,776 7 Lacs+	95,288 95 Thou+	12.2 %
8	INC	1	28,00,000 28 Lacs+	20,87,811 20 Lacs+	0	0 %
9	Latchiya Jananayaka Katchi (LJK)	1	28,00,000 28 Lacs+	9,40,489 9 Lacs+	4,720 4 Thou+	0.5 %
Total		30	28,00,000 28 Lacs+	10,31,917 10 Lacs+	10,756 10 Thou+	1 %

Table: Party-wise Average Election Expense of MLAs on Electronic Media

Data in this Kit is presented in good faith, with an intention to inform voters. MLAs' Election Expenditure affidavits from the CEO Website(<https://ceopuducherry.py.gov.in/index.php>) is the source of this analysis. Website:- www.adrindia.org, www.myneta.info

17. Party Wise Average Election Expense of MLAs on Campaign Vehicles:

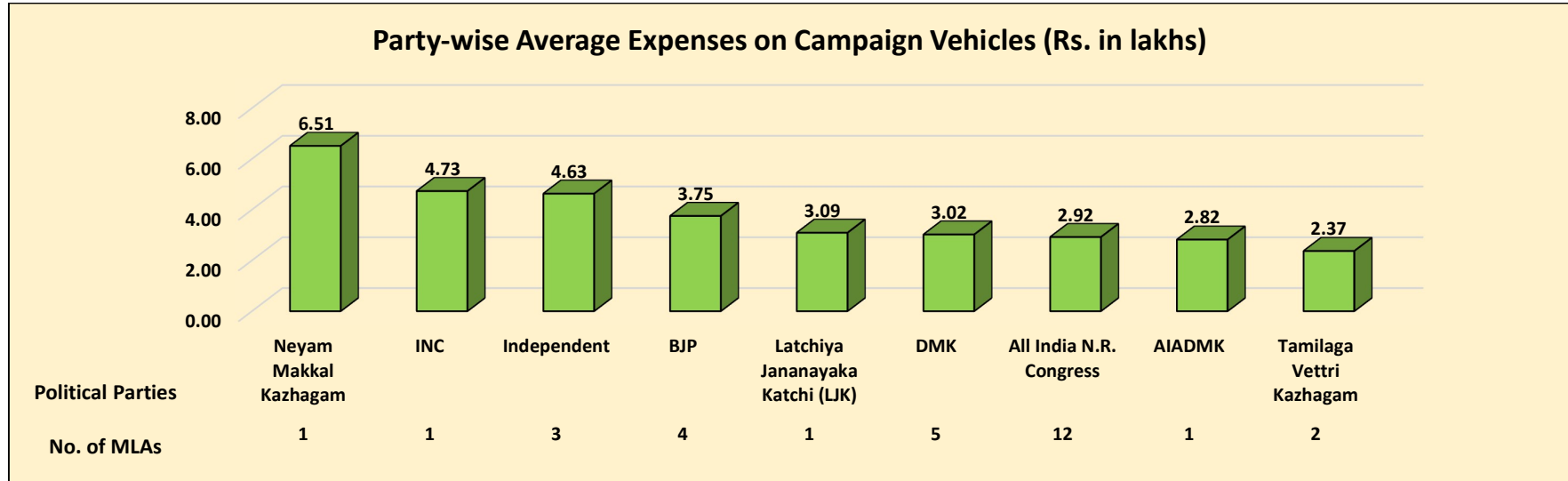


Figure: Party-wise Average Election Expenses on Campaign Vehicles (Rs. in lakhs)

S.No.	Party	No. of MLAs Analyzed	Expense Limit (Rs.)	Party-Wise Average Election Expense (Rs.)	Party-Wise Average Expense on Campaign Vehicles (Rs.)	Party-Wise % of Average Expense on Campaign Vehicles
1	All India N.R. Congress	12	28,00,000 28 Lacs+	10,79,601 10 Lacs+	2,92,964 2 Lacs+	27.1 %
2	DMK	5	28,00,000 28 Lacs+	9,97,711 9 Lacs+	3,02,517 3 Lacs+	30.3 %
3	BJP	4	28,00,000 28 Lacs+	9,47,089 9 Lacs+	3,75,353 3 Lacs+	39.6 %
4	IND	3	28,00,000 28 Lacs+	8,50,012 8 Lacs+	4,63,025 4 Lacs+	54.5 %
5	Tamilaga Vettri Kazhagam	2	28,00,000 28 Lacs+	5,63,807 5 Lacs+	2,37,368 2 Lacs+	42.1 %
6	Neyam Makkal Kazhagam	1	28,00,000 28 Lacs+	17,36,649 17 Lacs+	6,51,242 6 Lacs+	37.5 %
7	AIADMK	1	28,00,000 28 Lacs+	7,82,776 7 Lacs+	2,82,012 2 Lacs+	36 %

Data in this Kit is presented in good faith, with an intention to inform voters. MLAs' Election Expenditure affidavits from the CEO Website(<https://ceopuducherry.py.gov.in/index.php>) is the source of this analysis. Website:- www.adrindia.org, www.myneta.info

S.No.	Party	No. of MLAs Analyzed	Expense Limit (Rs.)	Party-Wise Average Election Expense (Rs.)	Party-Wise Average Expense on Campaign Vehicles (Rs.)	Party-Wise % of Average Expense on Campaign Vehicles
8	INC	1	28,00,000 28 Lacs+	20,87,811 20 Lacs+	4,73,600 4 Lacs+	22.7 %
9	Latchiya Jananayaka Katchi (LJK)	1	28,00,000 28 Lacs+	9,40,489 9 Lacs+	3,09,444 3 Lacs+	32.9 %
Total		30	28,00,000 28 Lacs+	10,31,917 10 Lacs+	3,36,989 3 Lacs+	33 %

Table: Party-wise Average Election Expense of MLAs on Campaign Vehicles

18. Party Wise Average Election Expense of MLAs on Campaign Workers:

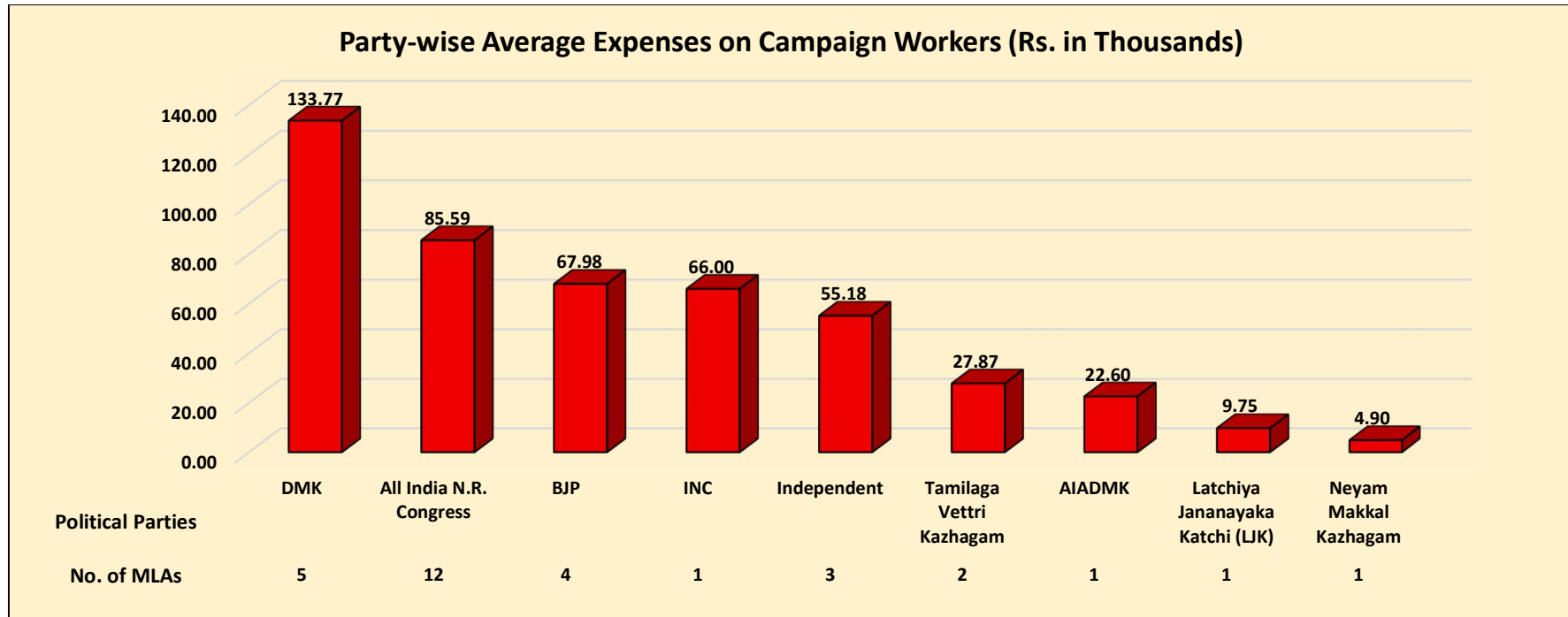


Figure: Party-wise Average Election Expenses on Campaign Workers (Rs. in Thousands)

Data in this Kit is presented in good faith, with an intention to inform voters. MLAs' Election Expenditure affidavits from the CEO Website(<https://ceopuducherry.py.gov.in/index.php>) is the source of this analysis. Website:- www.adrindia.org, www.myneta.info

S.No.	Party	No. of MLAs Analyzed	Expense Limit (Rs.)	Party-Wise Average Election Expense (Rs.)	Party-Wise Average Expense on Campaign Workers (Rs.)	Party-Wise % of Average Expense on Campaign Workers
1	All India N.R. Congress	12	28,00,000 28 Lacs+	10,79,601 10 Lacs+	85,597 85 Thou+	7.9 %
2	DMK	5	28,00,000 28 Lacs+	9,97,711 9 Lacs+	1,33,778 1 Lacs+	13.4 %
3	BJP	4	28,00,000 28 Lacs+	9,47,089 9 Lacs+	67,989 67 Thou+	7.2 %
4	IND	3	28,00,000 28 Lacs+	8,50,012 8 Lacs+	55,185 55 Thou+	6.5 %
5	Tamilaga Vettri Kazhagam	2	28,00,000 28 Lacs+	5,63,807 5 Lacs+	27,875 27 Thou+	4.9 %
6	Neyam Makkal Kazhagam	1	28,00,000 28 Lacs+	17,36,649 17 Lacs+	4,900 4 Thou+	0.3 %
7	AIADMK	1	28,00,000 28 Lacs+	7,82,776 7 Lacs+	22,600 22 Thou+	2.9 %
8	INC	1	28,00,000 28 Lacs+	20,87,811 20 Lacs+	66,000 66 Thou+	3.2 %
9	Latchiya Jananayaka Katchi (LJK)	1	28,00,000 28 Lacs+	9,40,489 9 Lacs+	9,750 9 Thou+	1 %
Total		30	28,00,000 28 Lacs+	10,31,917 10 Lacs+	76,419 76 Thou+	7 %

Table: Party-wise Average Election Expense of MLAs on Campaign Workers

Data in this Kit is presented in good faith, with an intention to inform voters. MLAs' Election Expenditure affidavits from the CEO Website(<https://ceopuducherry.py.gov.in/index.php>) is the source of this analysis. Website:- www.adrindia.org, www.myneta.info

Top 10 MLAs with highest declared election expenses in 2026 Puducherry Assembly Elections

S.No.	Name	District	Constituency	Party	Expenditure incurred by MLA			Expense Limit (Rs.)	Total expenses incurred (Rs.)	Difference between Total Expense incurred and Expense Limit (Rs.)	% of limit reached
					MLA/ election agent (Rs.)	Political Party (Rs.)	Any other association/ body of persons/ individual (Rs.)				
1	Malladi Krishna Rao	Puducherry	Yanam	All India N.R. Congress	15,40,314	0	6,01,289	28,00,000 28 Lacs+	21,41,603 21 Lacs+	6,58,397 6 Lacs+	76%
2	P. Karthikeyan	Puducherry	Oussudu (SC)	INC	18,78,911	2,08,900	0	28,00,000 28 Lacs+	20,87,811 20 Lacs+	7,12,189 7 Lacs+	75%
3	Senthil Alias Ramesh	Puducherry	Kalapet	DMK	20,40,522	0	0	28,00,000 28 Lacs+	20,40,522 20 Lacs+	7,59,478 7 Lacs+	73%
4	G. Nehru Alias Couppoussamy	Puducherry	Orleampeth	Neyam Makkal Kazhagam	16,71,557	65,091	0	28,00,000 28 Lacs+	17,36,649 17 Lacs+	10,63,351 10 Lacs+	62%
5	N. Rangasamy	Puducherry	Mangalam	All India N.R. Congress	10,92,400	1,70,000	2,36,736	28,00,000 28 Lacs+	14,99,136 14 Lacs+	13,00,864 13 Lacs+	54%
6	V.P. Sivakolundhu	Puducherry	Lawspet	All India N.R. Congress	14,97,477	0	0	28,00,000 28 Lacs+	14,97,477 14 Lacs+	13,02,523 13 Lacs+	53%
7	P.R.N. Thirumurugan	Karaikal	Karaikal North	All India N.R. Congress	14,21,235	0	0	28,00,000 28 Lacs+	**14,21,235 14 Lacs+	13,78,765 13 Lacs+	51%
8	N. Rangasamy	Puducherry	Thattanchavady	All India N.R. Congress	11,23,400	1,70,000	0	28,00,000 28 Lacs+	12,93,400 12 Lacs+	15,06,600 15 Lacs+	46%
9	Dr. V. Vigneswaran	Karaikal	Nedungadu (SC)	IND	10,98,120	0	31,949	28,00,000 28 Lacs+	11,30,069 11 Lacs+	16,69,931 16 Lacs+	40%
10	G.N.S. Rajasekaran	Karaikal	Thirunallar	BJP	10,43,160	68,000	0	28,00,000 28 Lacs+	11,11,160 11 Lacs+	16,88,840 16 Lacs+	40%

Table: Top 10 MLAs who declared highest expenses

**on total expenses value indicates that the MLA has not provided the total in their expenditure affidavits, it has been calculated on the basis of details provided by them in the same

10 MLAs with lowest election expenses declared

S.No.	Name	District	Constituency	Party	Expenditure incurred by MLA			Expense Limit (Rs.)	Total expenses incurred (Rs.)	Difference between Total Expense incurred and Expense Limit (Rs.)	% of limit reached
					MLA/ election agent (Rs.)	Political Party (Rs.)	Any other association/ body of persons/ individual (Rs.)				
1	E. Mohandoss	Puducherry	Embalam (SC)	All India N.R. Congress	2,86,815	0	0	28,00,000 28 Lacs+	2,86,815 2 Lacs+	25,13,185 25 Lacs+	10%
2	V. Cartigueyane	Puducherry	Nellithope	DMK	3,97,064	0	0	28,00,000 28 Lacs+	3,97,064 3 Lacs+	24,02,936 24 Lacs+	14%
3	Azhagu Alias Azhaganantham	Puducherry	Kadirgamam	IND	4,55,497	0	0	28,00,000 28 Lacs+	**4,55,497 4 Lacs+	23,44,503 23 Lacs+	16%
4	B.Ramu	Puducherry	Manavelly	Tamilaga Vettri Kazhagam	5,25,253	30,632	0	28,00,000 28 Lacs+	5,55,885 5 Lacs+	22,44,115 22 Lacs+	20%
5	P.V. Aroumougame Alias Akd	Puducherry	Indira Nagar	All India N.R. Congress	5,68,020	0	0	28,00,000 28 Lacs+	5,68,020 5 Lacs+	22,31,980 22 Lacs+	20%
6	Ak. Sai J Saravanan Kumar	Puducherry	Thirubhuvanai (SC)	Tamilaga Vettri Kazhagam	5,71,728	0	0	28,00,000 28 Lacs+	5,71,728 5 Lacs+	22,28,272 22 Lacs+	20%
7	R. Senthil Kumar	Puducherry	Bahour	DMK	6,24,518	56,244	0	28,00,000 28 Lacs+	6,90,762 6 Lacs+	21,09,238 21 Lacs+	25%
8	P. Rajavelu	Puducherry	Nettapakkam (SC)	All India N.R. Congress	7,10,915	0	0	28,00,000 28 Lacs+	7,10,915 7 Lacs+	20,89,085 20 Lacs+	25%
9	C. Aiyappan Alias Mouttayappan	Puducherry	Ariankuppam	All India N.R. Congress	7,60,992	0	0	28,00,000 28 Lacs+	7,60,992 7 Lacs+	20,39,008 20 Lacs+	27%
10	A. Namassivayam	Puducherry	Mannadipet	BJP	3,39,728	3,72,759	56,640	28,00,000 28 Lacs+	7,69,127 7 Lacs+	20,30,873 20 Lacs+	27%

Table: 10 MLAs who declared lowest expenses

**on total expenses value indicates that the MLA has not provided the total in their expenditure affidavits, it has been calculated on the basis of details provided by them in the same

Summary and Highlights of Sources of Funds Raised by MLAs in the Puducherry Assembly 2026 Elections

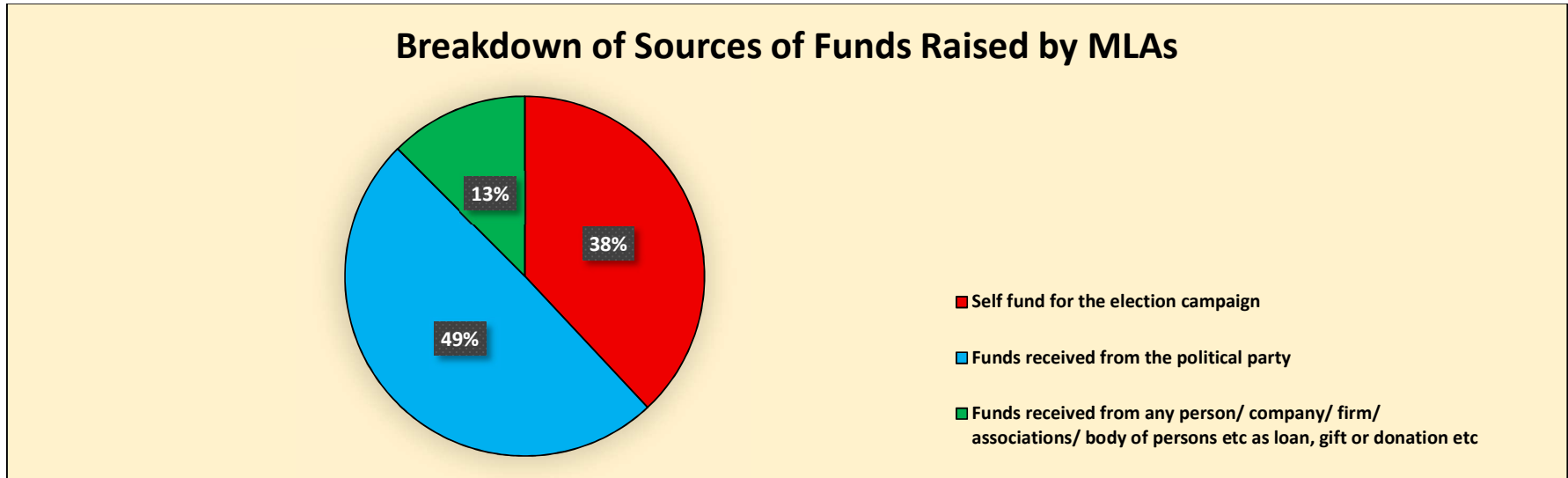


Figure: Percentage Breakdown of Funds Raised by MLAs

- Percentage Breakdown of funds Raised by MLAs:** Out of the total funds received by MLAs, 49 % funds were raised from political parties, 38% were raised by MLAs themselves and 13% funds were raised from other sources.
- MLAs Who Raised Funds from Political Parties:** Out of the 30 MLAs analyzed, 12 (40%) MLAs have declared that they have received funds from political parties and 18 (60%) MLAs have declared that they have not received any funds from political parties.
- MLAs Who Raised Funds through any person/ company/ firm/ associations/ body of persons etc as loan, gift or donation etc:** Out of the 30 MLAs analyzed, 8 (27%) MLAs have declared that they have received funds from any person/ company/ firm/ associations/ body of persons etc as loan, gift or donation etc. and 22 (73%) MLAs have declared that they have not received any funds from any person/ company/ firm/ associations/ body of persons etc as loan, gift or donation etc.
- Self-funds used for election campaign:** Out of the 30 MLAs analyzed, 29 (97%) MLAs have declared that they have used their own funds for their election campaign and 1 (3%) MLA has declared that he has not used any of his own funds for his election campaign.

Election expenses declared by MLAs in Puducherry Assembly Elections, 2026: Full Details

S.No.	Name	District	Constituency	Party	Expenditure incurred by MLA			Expense Limit (Rs.)	Total expenses incurred (Rs.)	Difference between Total Expense incurred and Expense Limit (Rs.)	% of limit reached
					MLA/ election agent (Rs.)	Political Party (Rs.)	Any other association/ body of persons/ individual (Rs.)				
1	MALLADI KRISHNA RAO	PUDUCHERRY	YANAM	All India N.R. Congress	15,40,314	0	6,01,289	28,00,000 28 Lacs+	21,41,603 21 Lacs+	6,58,397 6 Lacs+	76%
2	P. KARTHIKEYAN	PUDUCHERRY	OUSSUDU (SC)	INC	18,78,911	2,08,900	0	28,00,000 28 Lacs+	20,87,811 20 Lacs+	7,12,189 7 Lacs+	75%
3	SENTHIL ALIAS RAMESH	PUDUCHERRY	KALAPET	DMK	20,40,522	0	0	28,00,000 28 Lacs+	20,40,522 20 Lacs+	7,59,478 7 Lacs+	73%
4	G. NEHRU ALIAS COUPPOUSSAMY	PUDUCHERRY	ORLEAMPETH	Neyam Makkal Kazhagam	16,71,557	65,091	0	28,00,000 28 Lacs+	17,36,649 17 Lacs+	10,63,351 10 Lacs+	62%
5	N. RANGASAMY	PUDUCHERRY	MANGALAM	All India N.R. Congress	10,92,400	1,70,000	2,36,736	28,00,000 28 Lacs+	14,99,136 14 Lacs+	13,00,864 13 Lacs+	54%
6	V.P. SIVAKOLUNDHU	PUDUCHERRY	LAWSPET	All India N.R. Congress	14,97,477	0	0	28,00,000 28 Lacs+	14,97,477 14 Lacs+	13,02,523 13 Lacs+	53%
7	P.R.N. THIRUMURUGAN	KARAIKAL	KARAIKAL NORTH	All India N.R. Congress	14,21,235	0	0	28,00,000 28 Lacs+	**14,21,235 14 Lacs+	13,78,765 13 Lacs+	51%
8	N. RANGASAMY	PUDUCHERRY	THATTANCHAVADY	All India N.R. Congress	11,23,400	1,70,000	0	28,00,000 28 Lacs+	12,93,400 12 Lacs+	15,06,600 15 Lacs+	46%
9	DR. V. VIGNESWARAN	KARAIKAL	NEDUNGADU (SC)	IND	10,98,120	0	31,949	28,00,000 28 Lacs+	11,30,069 11 Lacs+	16,69,931 16 Lacs+	40%
10	G.N.S. RAJASEKARAN	KARAIKAL	THIRUNALLAR	BJP	10,43,160	68,000	0	28,00,000 28 Lacs+	11,11,160 11 Lacs+	16,88,840 16 Lacs+	40%
11	TKSM MEENATCHISUNDARAM	KARAIKAL	NERAVY-T.R.PATTINAM	BJP	0	11,06,308	0	28,00,000 28 Lacs+	11,06,308 11 Lacs+	16,93,692 16 Lacs+	40%
12	B.RAVICOUMAR	PUDUCHERRY	VILLIANUR	All India N.R. Congress	9,74,907	0	0	28,00,000 28 Lacs+	9,74,907 9 Lacs+	18,25,093 18 Lacs+	35%
13	T ASHOK KUMAR	PUDUCHERRY	MAHE	IND	9,64,470	0	0	28,00,000 28 Lacs+	9,64,470 9 Lacs+	18,35,530 18 Lacs+	34%
14	A.M.H. NAZEEM	KARAIKAL	KARAIKAL SOUTH	DMK	9,52,114	0	0	28,00,000 28 Lacs+	9,52,114 9 Lacs+	18,47,886 18 Lacs+	34%
15	JOSE CHARLES MARTIN	PUDUCHERRY	KAMARAJ NAGAR	Latchiya Jananayaka Katchi (LJK)	9,40,489	0	0	28,00,000 28 Lacs+	9,40,489 9 Lacs+	18,59,511 18 Lacs+	34%

Data in this Kit is presented in good faith, with an intention to inform voters. MLAs' Election Expenditure affidavits from the CEO Website(<https://ceopuducherry.py.gov.in/index.php>) is the source of this analysis. Website:- www.adrindia.org, www.myneta.info

S.No.	Name	District	Constituency	Party	Expenditure incurred by MLA			Expense Limit (Rs.)	Total expenses incurred (Rs.)	Difference between Total Expense incurred and Expense Limit (Rs.)	% of limit reached
					MLA/ election agent (Rs.)	Political Party (Rs.)	Any other association/ body of persons/ individual (Rs.)				
16	K.NARAYANASAMY ALIAS NITHYANANDAM	PUDUCHERRY	OZHUKARAI	All India N.R. Congress	9,13,001	0	0	28,00,000 28 Lacs+	9,13,001 9 Lacs+	18,86,999 18 Lacs+	33%
17	VIGNESH KANNAN	PUDUCHERRY	RAJ BHAVAN	DMK	7,54,091	1,54,000	0	28,00,000 28 Lacs+	9,08,091 9 Lacs+	18,91,909 18 Lacs+	32%
18	VAIYAPURI MANIKANDAN	PUDUCHERRY	MUTHIALPET	All India N.R. Congress	8,87,713	0	0	28,00,000 28 Lacs+	8,87,713 8 Lacs+	19,12,287 19 Lacs+	32%
19	A. JOHNKUMAR	PUDUCHERRY	MUDALIARPET	BJP	8,01,760	0	0	28,00,000 28 Lacs+	8,01,760 8 Lacs+	19,98,240 19 Lacs+	29%
20	A ANBALAGAN	PUDUCHERRY	OUPALAM	AIADMK	5,54,488	2,28,288	0	28,00,000 28 Lacs+	7,82,776 7 Lacs+	20,17,224 20 Lacs+	28%
21	A. NAMASSIVAYAM	PUDUCHERRY	MANNADIPET	BJP	3,39,728	3,72,759	56,640	28,00,000 28 Lacs+	7,69,127 7 Lacs+	20,30,873 20 Lacs+	27%
22	C. AIYAPPAN ALIAS MOUTTAYAPPAN	PUDUCHERRY	ARIANKUPPAM	All India N.R. Congress	7,60,992	0	0	28,00,000 28 Lacs+	7,60,992 7 Lacs+	20,39,008 20 Lacs+	27%
23	P. RAJAVELU	PUDUCHERRY	NETTAPAKKAM (SC)	All India N.R. Congress	7,10,915	0	0	28,00,000 28 Lacs+	7,10,915 7 Lacs+	20,89,085 20 Lacs+	25%
24	R. SENTHIL KUMAR	PUDUCHERRY	BAHOUR	DMK	6,24,518	56,244	0	28,00,000 28 Lacs+	6,90,762 6 Lacs+	21,09,238 21 Lacs+	25%
25	AK. SAI J SARAVANAN KUMAR	PUDUCHERRY	THIRUBHUVANAI (SC)	Tamilaga Vettri Kazhagam	5,71,728	0	0	28,00,000 28 Lacs+	5,71,728 5 Lacs+	22,28,272 22 Lacs+	20%
26	P.V. AROUMOUGAME ALIAS AKD	PUDUCHERRY	INDIRA NAGAR	All India N.R. Congress	5,68,020	0	0	28,00,000 28 Lacs+	5,68,020 5 Lacs+	22,31,980 22 Lacs+	20%
27	B.RAMU	PUDUCHERRY	MANAVELY	Tamilaga Vettri Kazhagam	5,25,253	30,632	0	28,00,000 28 Lacs+	5,55,885 5 Lacs+	22,44,115 22 Lacs+	20%
28	AZHAGU ALIAS AZHAGANANTHAM	PUDUCHERRY	KADIRGAMAM	IND	4,55,497	0	0	28,00,000 28 Lacs+	**4,55,497 4 Lacs+	23,44,503 23 Lacs+	16%
29	V. CARTIGUEYANE	PUDUCHERRY	NELLITHOPE	DMK	3,97,064	0	0	28,00,000 28 Lacs+	3,97,064 3 Lacs+	24,02,936 24 Lacs+	14%
30	E. MOHANDOSS	PUDUCHERRY	EMBALAM (SC)	All India N.R. Congress	2,86,815	0	0	28,00,000 28 Lacs+	2,86,815 2 Lacs+	25,13,185 25 Lacs+	10%

Table: Election expenses declared by MLAs in Puducherry Assembly Elections, 2026: Full Details

**on total expenses value indicates that the MLA has not provided the total in their expenditure affidavits, it has been calculated on the basis of details provided by them in the same

Data in this Kit is presented in good faith, with an intention to inform voters. MLAs' Election Expenditure affidavits from the CEO Website(<https://ceopuducherry.py.gov.in/index.php>) is the source of this analysis. Website:- www.adrindia.org, www.myneta.info

MyNeta App



ADR Association for Democratic Reforms

myneta.info National Election Watch

Association for Democratic Reforms and National Election Watch present

THE UPGRADED
MYNETA APP

an open data repository run by Association for Democratic Reforms

DOWNLOAD TODAY!

And be a part of our **#MeraVoteMeraDesh** Campaign

Visit our website:
www.adrindia.org
www.myneta.info

Scan the QR code to download

Data in this Kit is presented in good faith, with an intention to inform voters. MLAs' Election Expenditure affidavits from the CEO Website(<https://ceopuducherry.py.gov.in/index.php>) is the source of this analysis. Website:- www.adrindia.org, www.myneta.info

To get information about candidates/parties/MPs/MLAs/corporators/PILs in courts

Journalist Helpline no.-80103-94248
Subscribe to ADR on **WhatsApp** for
updates: 7840067840

Visit: adrindia.org and myneta.info
Email: adr@adrindia.org

To contact ADR State Partners,
visit: <https://adrindia.org/about-adr/state-coordinators>

Social Media Handles

 /adr.new

 @adrspkaks

 @adrspkaks

 @adrspkaks

 <https://www.linkedin.com/company/association-for-democratic-reforms/mycompany/>

Our Websites

www.adrindia.org

Provides detailed analytical reports of Lok Sabha, State Assemblies, Local Body Elections & Financial Reports and ongoing PILs in courts

www.myneta.info

Provides full information of criminal cases, asset, liability and education details declared by candidates in the self sworn affidavits

Android App

MyNeta

The criminal, financial, educational & other background information self declared by candidates in their affidavits during elections is now available on your mobile phones

Office Address

Association for Democratic Reforms
Plot No. E-5, 4th Floor, Lane-1, Westend Marg,
Saidulajab, (Behind Saket Metro Gate No. 2),
New Delhi - 110030
Phone : +91-011-4165-4200

Contact Details

Puducherry Election Watch

P. Joseph Victor Raj
State Co-ordinator
vrhope@gmail.com,
hopeindia1996@gmail.com

Association for Democratic Reforms/National Election Watch

<p>Media and Journalist Helpline</p> <p>+91 80103 94248 Email: adr@adrindia.org</p>	<p>Maj.Gen. Anil Verma (Retd) Head Association for Democratic Reforms, National Election Watch 011 4165 4200, adr@adrindia.org, anilverma@adrindia.org</p>	<p>Prof Trilochan Sastry Chairman, Founder & Trustee Association for Democratic Reforms, National Election Watch Visiting Faculty, IIM Bangalore tsastry@gmail.com</p>	<p>Dr. Ajit Ranade Founder Member & Trustee Association for Democratic Reforms, National Election Watch ajit.ranade@gmail.com</p>
--	--	---	--

DISCLAIMER

All information about MLAs, in this report has been taken from the election expenditure statements filed by them and submitted to the Chief Electoral Officer, Puducherry. **ADR does not add or subtract any information, unless the EC changes the data. In particular, no unverified information from any other source is used.** Copies of election expenditure statements were obtained from the CEO's website (<https://ceopuducherry.py.gov.in/index.php>) While all efforts have been made to ensure that the information is in keeping with what is mentioned in the election expenditure statements, in case of discrepancy between information in this report and that given in the election expenditure statements, the information reported in the election expenditure statements filed by MLAs should be treated as correct. Association for Democratic Reforms, Puducherry Election Watch and their volunteers are not responsible or liable for any damage arising directly or indirectly from the publication of this report.