

Date: 30th September, 2020

Analysis of Election Expenditure Statements of MLAs Rajasthan Assembly Elections, 2018

According to Section 78 of the Representation of the People Act, 1951, every contesting candidate has to lodge a true copy of his election expenses within 30 days from the date of declaration of result of election, with the District Election Officer in all States and Union Territories. Rajasthan Election Watch and Association for Democratic Reforms (ADR) have analyzed 199 out of 200 election expenditure statements submitted after the Rajasthan Assembly Election 2018 for newly elected MLAs. The election expenditure statement of 1 MLA namely Indra (INC) from Bamanwas (ST) constituency was not analysed as his expenditure statements was not available on the website at the time of making this report. The expenditure limit for the MLAs during the Rajasthan Assembly elections was Rs. 28 lakhs. These election expense documents include *details of expenses on public meetings and processions, campaigning through electronic and print media, expense on campaign workers, expense on vehicles used and expense on campaign materials.*

Recommendations:

1. Each Winner is required to file his election expenditure statement within 30 days of the results of the elections, the deadline in case of the Rajasthan Assembly Elections being the 10th January 2019. However, it was observed that the election expenditure statements of the Winners were not uploaded on the CEO/DEO's website till significantly after the deadline. **It is recommended that the Abstract Expenditure Statement (Annexure E2) of the MLAs is uploaded on the website of the CEO within 72 hours of the receipt of the statement.**
2. The deadline for filing an election petition against any Winner is 45 days after the declaration of the results. Generally, MLAs submit their election expenditure statements towards the end of the 30 days given for submission of the statements. This leaves 15 days for any common citizen to file an election petition against any Winner. The deadline for filing an election petition should be increased in order to give the citizens time to scrutinize the election expenditure statements of the MLAs and gather the relevant documents/proof etc. for the election petition.
3. As has been instated in the filing of affidavits during the elections, the MLAs should not be allowed to keep any field blank on the Abstract Election Expenditure statement (Annexure E2) and Schedule 1 to 10. The statements must be filled in a legible format and overwriting of amounts in the statement should be discouraged.

Data in this Kit is presented in good faith, with an intention to inform voters. MLAs' Election Expenditure affidavits from the CEO Website (<https://ceorajasthan.nic.in/>) is the source of this analysis. Website:- www.adrindia.org, www.myneta.info

Table of Contents

ANALYSIS OF ELECTION EXPENDITURE STATEMENTS OF MLAs RAJASTHAN ASSEMBLY ELECTIONS, 2018.....	1
SUMMARY AND HIGHLIGHTS OF ELECTION EXPENSES OF MLAs FROM THE RAJASTHAN ASSEMBLY 2018 ELECTIONS..	4
1. LESS THAN 50% OF THE LIMIT:.....	4
2. AVERAGE ELECTION EXPENSES:.....	4
3. PARTY-WISE AVERAGE ELECTION EXPENSES.....	4
4. TOP 3 MLAs WITH HIGHEST ELECTION EXPENSES.....	6
5. MLAs WITH LOWEST ELECTION EXPENSES.....	6
6. EXPENSE ON PUBLIC MEETING, RALLY, AND PROCESSIONS WITH STAR CAMPAIGNERS.....	7
7. EXPENSE ON PUBLIC MEETING, RALLY, AND PROCESSIONS WITHOUT STAR CAMPAIGNERS.....	7
8. EXPENSE ON CAMPAIGNING THROUGH ELECTRONIC/PRINT MEDIA.....	7
9. EXPENSE ON CAMPAIGN WORKERS.....	7
10. EXPENSE ON CAMPAIGN MATERIALS.....	7
11. EXPENSE ON CAMPAIGN VEHICLES.:.....	7
12. PARTY-WISE AVERAGE ELECTION EXPENSES ON PUBLIC MEETINGS, PROCESSIONS ETC. WITH STAR CAMPAIGNERS.....	8
13. PARTY-WISE AVERAGE ELECTION EXPENSES ON PUBLIC MEETINGS, PROCESSIONS ETC. WITHOUT STAR CAMPAIGNERS.....	9
14. PARTY WISE AVERAGE ELECTION EXPENSE OF MLAs ON CAMPAIGN MATERIALS.....	11
15. PARTY WISE AVERAGE ELECTION EXPENSE OF MLAs ON ELECTRONIC MEDIA.....	12
16. PARTY WISE AVERAGE ELECTION EXPENSE OF MLAs ON CAMPAIGN VEHICLES.....	14
17. PARTY WISE AVERAGE ELECTION EXPENSE OF MLAs ON CAMPAIGN WORKERS.....	15
TOP 10 MLAs WITH HIGHEST DECLARED ELECTION EXPENSES IN 2018 RAJASTHAN ASSEMBLY ELECTIONS.....	17
10 MLAs WITH LOWEST ELECTION EXPENSES DECLARED.....	18

Data in this Kit is presented in good faith, with an intention to inform voters. MLAs' Election Expenditure affidavits from the CEO Website (<https://ceorajasthan.nic.in/>) is the source of this analysis. Website:- www.adrindia.org, www.myneta.info

SUMMARY AND HIGHLIGHTS OF FUNDS RAISED BY MLAs IN THE RAJASTHAN ASSEMBLY 2018 ELECTIONS.....	19
AVERAGE SELF-FUNDS USED FOR ELECTION CAMPAIGN (PARTY-WISE).....	20
AVERAGE FUNDS RAISED FROM POLITICAL PARTIES (PARTY-WISE).....	21
AVERAGE FUNDS RAISED FROM OTHER SOURCES (PARTY-WISE).....	21
ELECTION EXPENSES DECLARED BY MLAs IN RAJASTHAN ASSEMBLY ELECTIONS, 2018: FULL DETAILS.....	23
DISCLAIMER.....	40

Summary and Highlights of Election Expenses of MLAs from the Rajasthan Assembly 2018 Elections

- Less than 50% of the Limit:** Out of 199 MLAs analysed, 108 (54%) MLAs have declared election expenses of less than 50% of the expense limit in their constituency.
- Average Election Expenses:** Based on the election expense declarations of 199 MLAs from Rajasthan Assembly, the average amount of money spent by them in the elections is **Rs 13.33 lakhs, which is 48% of the expense limit.**
- Party-wise Average Election Expenses:** The party wise average election expenses shows that the average spending for **99 MLAs from INC is Rs. 14.26 lakhs** (50.9% of the expense limit). For **73 MLAs from BJP**, the average election expenditure is **Rs.13.46 lakhs** (48.1% of the expense limit), the average election expenditure for **6 MLAs from BSP is Rs.6.81 lakhs** (24.3% of the expense limit) and **13 Independent MLAs** have spent **Rs. 10.17 lakhs** (36.3% of the expense limit).

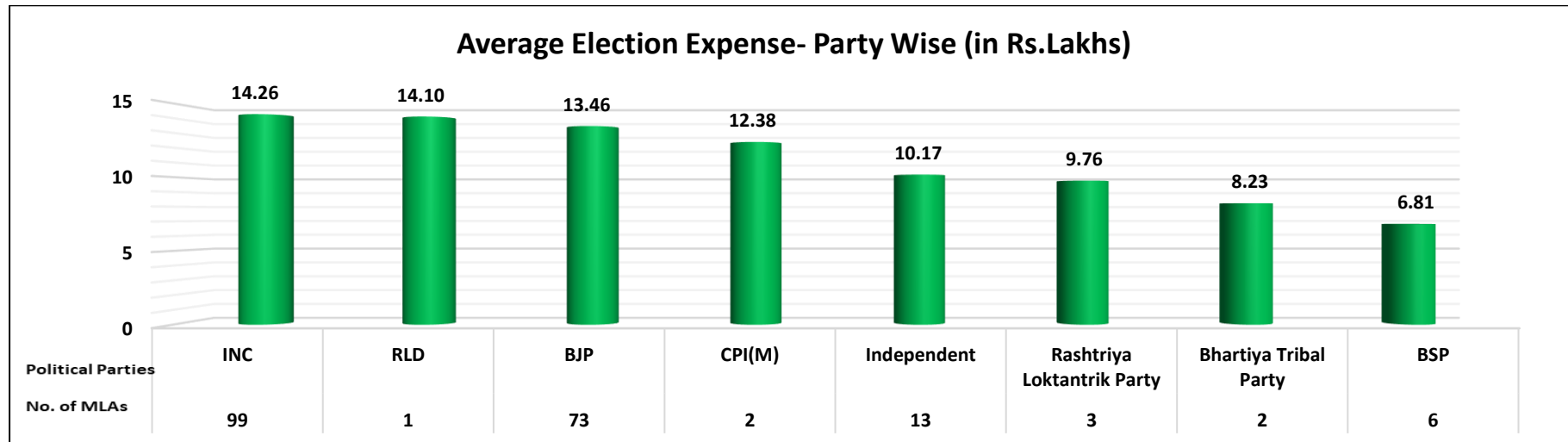


Figure 1: Party-wise Average Election Expenses (Rs.in lakhs)

Data in this Kit is presented in good faith, with an intention to inform voters. MLAs' Election Expenditure affidavits from the CEO Website (<https://ceorajasthan.nic.in/>) is the source of this analysis. Website:- www.adrindia.org, www.myneta.info

S.No.	Party	No. of MLAs Analyzed	Average Limit (Rs.)	Average Election Expense (Rs.)	% of Average Limit
1	INC	99	28,00,000 28 Lacs+	14,26,503 14 Lacs+	50.9 %
2	BJP	73	28,00,000 28 Lacs+	13,46,702 13 Lacs+	48.1 %
3	IND	13	28,00,000 28 Lacs+	10,17,645 10 Lacs+	36.3 %
4	BSP	6	28,00,000 28 Lacs+	6,81,228 6 Lacs+	24.3 %
5	Rashtriya Loktantrik Party	3	28,00,000 28 Lacs+	9,76,826 9 Lacs+	34.9 %
6	CPI(M)	2	28,00,000 28 Lacs+	12,38,585 12 Lacs+	44.2 %
7	Bhartiya Tribal Party	2	28,00,000 28 Lacs+	8,23,444 8 Lacs+	29.4 %
8	RLD	1	28,00,000 28 Lacs+	14,10,646 14 Lacs+	50.4 %
Total		199	28,00,000 28 Lacs+	13,33,241 13 Lacs+	48 %

Table 1: Party-wise Average Expenses declared by MLAs

Data in this Kit is presented in good faith, with an intention to inform voters. MLAs' Election Expenditure affidavits from the CEO Website (<https://ceorajasthan.nic.in/>) is the source of this analysis. Website:- www.adrindia.org, www.myneta.info

4. Top 3 MLAs with highest Election Expenses: The details of top 3 MLAs who have declared highest election expenses are given below:

S.No.	Name	District	Constituency	Party	Expense Limit (Rs.)	Total expenses incurred (Rs.)	% of limit reached
1	Mahendra Choudhary	Nagaur	Nawan	INC	28,00,000 28 Lacs+	25,53,533 25 Lacs+	91%
2	Sama Ram Grasiya	Sirohi	Pindwara Abu (ST)	BJP	28,00,000 28 Lacs+	25,52,472 25 Lacs+	91%
3	Ramlal	Pratapgarh	Pratapgarh	INC	28,00,000 28 Lacs+	25,18,973 25 Lacs+	90%

Table 2: Top 3 MLAs with highest election expenditure

5. MLAs with lowest Election Expenses: The details of 3 MLAs who have declared lowest election expenses are given below:

S.No.	Name	District	Constituency	Party	Expense Limit (Rs.)	Total expenses incurred (Rs.)	% of limit reached
1	Ramprasad	Dungarpur	Sagwara (ST)	Bhartiya Tribal Party	28,00,000 28 Lacs+	2,37,964 2 Lacs+	8%
2	Deependra Singh	Sikar	Srimadhapur	INC	28,00,000 28 Lacs+	3,02,262 3 Lacs+	11%
3	Indira Devi	Nagaur	Merta (SC)	Rashtriya Loktantrik Party	28,00,000 28 Lacs+	3,41,024 3 Lacs+	12%

Table 3: 3 MLAs with lowest election expenditure

Data in this Kit is presented in good faith, with an intention to inform voters. MLAs' Election Expenditure affidavits from the CEO Website (<https://ceorajasthan.nic.in/>) is the source of this analysis. Website:- www.adrindia.org, www.myneta.info

6. **Expense on Public Meeting, Rally, and Processions with Star Campaigners:** Out of the 199 MLAs analyzed, **137 (69%) MLAs** have declared that **they have spent funds on** public meetings, processions etc. With star campaigners and **62 (31%) MLAs** have declared that **they have not spent any funds on** public meetings, processions etc. with star campaigners.
7. **Expense on Public Meeting, Rally, and Processions without Star Campaigners:** Out of the 199 MLAs analyzed, **194 (97%) MLAs** have declared that **they have spent funds on** public meetings, processions etc. Without star campaigners and **5 (3%) MLAs** have declared that **they have not spent any funds on** public meetings, processions etc. without star campaigners.
8. **Expense on Campaigning through electronic/print media:** **158(79%) MLAs** have declared that **they have spent funds on** campaigning through electronic/print media and **41 (21%) MLAs** have declared that **they have not spent any funds on** campaigning through electronic/print media.
9. **Expense on Campaign Workers:** **133(67%) MLAs** have declared that **they have spent funds on** campaign workers and **66 (33%) MLAs** have declared that **they have not spent any funds on** campaign workers.
10. **Expense on Campaign Materials.:** **173(87%) MLAs** have declared that **they have spent funds on** campaign materials and **26(13%) MLAs** have declared that **they have not spent any funds on** campaign materials.
11. **Expense on Campaign vehicles.:** **197(99%) MLAs** have declared that **they have spent funds on** campaign vehicles and **2(1%) MLAs** have declared that **they have not spent any funds on** campaign vehicles.

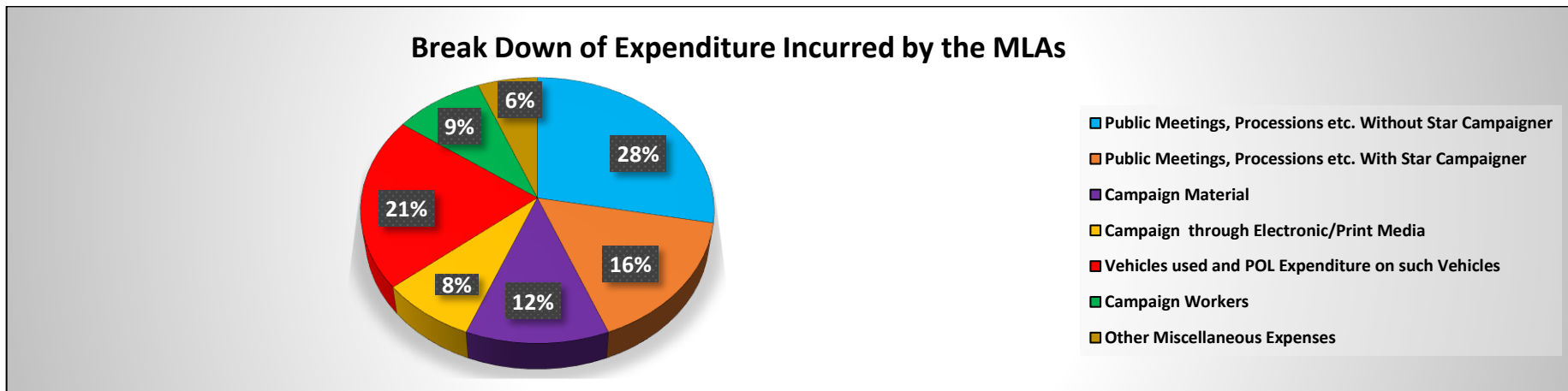


Figure 2: Break Down of Elections Expenses Incurred by MLAs

Data in this Kit is presented in good faith, with an intention to inform voters. MLAs' Election Expenditure affidavits from the CEO Website (<https://ceorajasthan.nic.in/>) is the source of this analysis. Website:- www.adrindia.org, www.myneta.info

12. Party-wise Average Election Expenses on Public Meetings, Processions etc. with Star Campaigners:

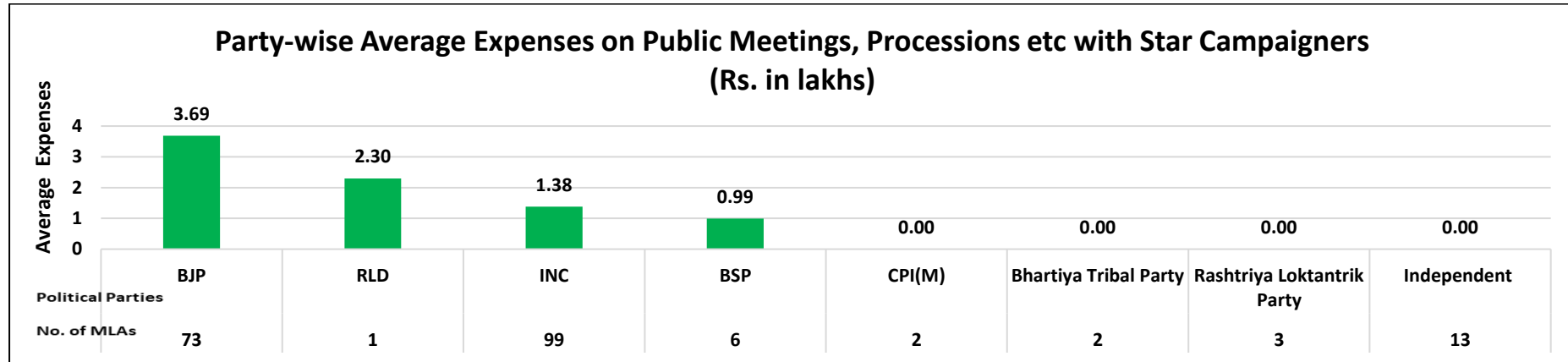


Figure 3: Party-wise Average Expenses on Public Meetings, Processions etc. with Star Campaigners (Rs. in lakhs)

S.No.	Party	No. of MLAs Analyzed	Average Limit (Rs.)	Average Election Expense (Rs.)	Avg Expense on Meetings, Processions etc with star campaigners (Rs.)	% of Average Avg Expense on Meetings, Processions etc with star campaigners
1	INC	99	28,00,000 28 Lacs+	14,26,503 14 Lacs+	1,38,889 1 Lacs+	9.7 %
2	BJP	73	28,00,000 28 Lacs+	13,46,702 13 Lacs+	3,69,023 3 Lacs+	27.4 %
3	IND	13	28,00,000 28 Lacs+	10,17,645 10 Lacs+	0	0 %
4	BSP	6	28,00,000 28 Lacs+	6,81,228 6 Lacs+	99,559 99 Thou+	14.6 %
5	Rashtriya Loktantrik Party	3	28,00,000 28 Lacs+	9,76,826 9 Lacs+	0	0 %
6	Bhartiya Tribal Party	2	28,00,000 28 Lacs+	8,23,444 8 Lacs+	0	0 %

Data in this Kit is presented in good faith, with an intention to inform voters. MLAs' Election Expenditure affidavits from the CEO Website (<https://ceorajasthan.nic.in/>) is the source of this analysis. Website:- www.adrindia.org, www.myneta.info

S.No.	Party	No. of MLAs Analyzed	Average Limit (Rs.)	Average Election Expense (Rs.)	Avg Expense on Meetings, Processions etc with star campaigners (Rs.)	% of Average Avg Expense on Meetings, Processions etc with star campaigners
7	CPI(M)	2	28,00,000 28 Lacs+	12,38,585 12 Lacs+	0	0 %
8	RLD	1	28,00,000 28 Lacs+	14,10,646 14 Lacs+	2,30,505 2 Lacs+	16.3 %
Total		199	28,00,000 28 Lacs+	13,33,241 13 Lacs+	2,08,626 2 Lacs+	16 %

Table 4: Party-wise Average Expenses on Public Meetings, Processions etc. with Star Campaigners

13. Party-wise Average Election Expenses on Public Meetings, Processions etc. without Star Campaigners:

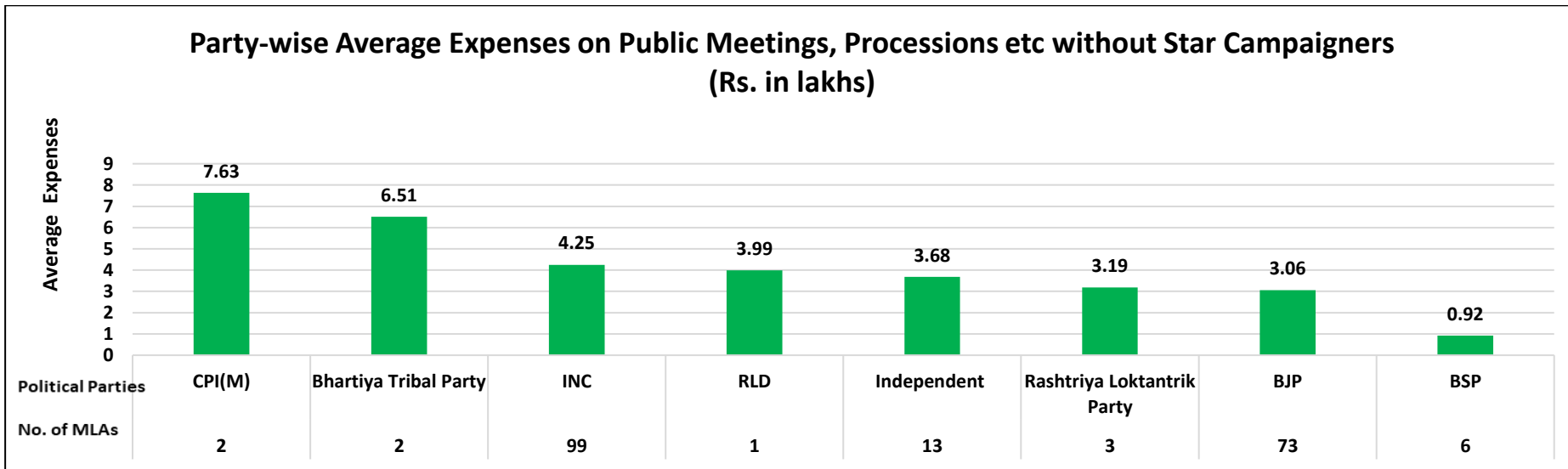


Figure 4: Party-wise Average Election Expenses on Public Meetings, Processions etc. without Star Campaigners (Rs.in lakhs)

Data in this Kit is presented in good faith, with an intention to inform voters. MLAs' Election Expenditure affidavits from the CEO Website (<https://ceorajasthan.nic.in/>) is the source of this analysis. Website:- www.adrindia.org, www.myneta.info

S.No.	Party	No. of MLAs Analyzed	Average Limit (Rs.)	Average Election Expense (Rs.)	Avg Expense on Meetings, Processions etc without star campaigners (Rs.)	% of Average Avg Expense on Meetings, Processions etc without star campaigners
1	INC	99	28,00,000 28 Lacs+	14,26,503 14 Lacs+	4,25,785 4 Lacs+	29.8 %
2	BJP	73	28,00,000 28 Lacs+	13,46,702 13 Lacs+	3,06,732 3 Lacs+	22.8 %
3	IND	13	28,00,000 28 Lacs+	10,17,645 10 Lacs+	3,68,468 3 Lacs+	36.2 %
4	BSP	6	28,00,000 28 Lacs+	6,81,228 6 Lacs+	92,740 92 Thou+	13.6 %
5	Rashtriya Loktantrik Party	3	28,00,000 28 Lacs+	9,76,826 9 Lacs+	3,19,144 3 Lacs+	32.7 %
6	Bhartiya Tribal Party	2	28,00,000 28 Lacs+	8,23,444 8 Lacs+	6,51,289 6 Lacs+	79.1 %
7	CPI(M)	2	28,00,000 28 Lacs+	12,38,585 12 Lacs+	7,63,564 7 Lacs+	61.6 %
8	RLD	1	28,00,000 28 Lacs+	14,10,646 14 Lacs+	3,99,585 3 Lacs+	28.3 %
Total		199	28,00,000 28 Lacs+	13,33,241 13 Lacs+	3,72,248 3 Lacs+	28 %

Table 5: Party-wise Average Election Expenses on Public Meetings, Processions etc. without Star Campaigners

Data in this Kit is presented in good faith, with an intention to inform voters. MLAs' Election Expenditure affidavits from the CEO Website (<https://ceorajasthan.nic.in/>) is the source of this analysis. Website:- www.adrindia.org, www.myneta.info

14. Party Wise Average Election Expense of MLAs on Campaign Materials:

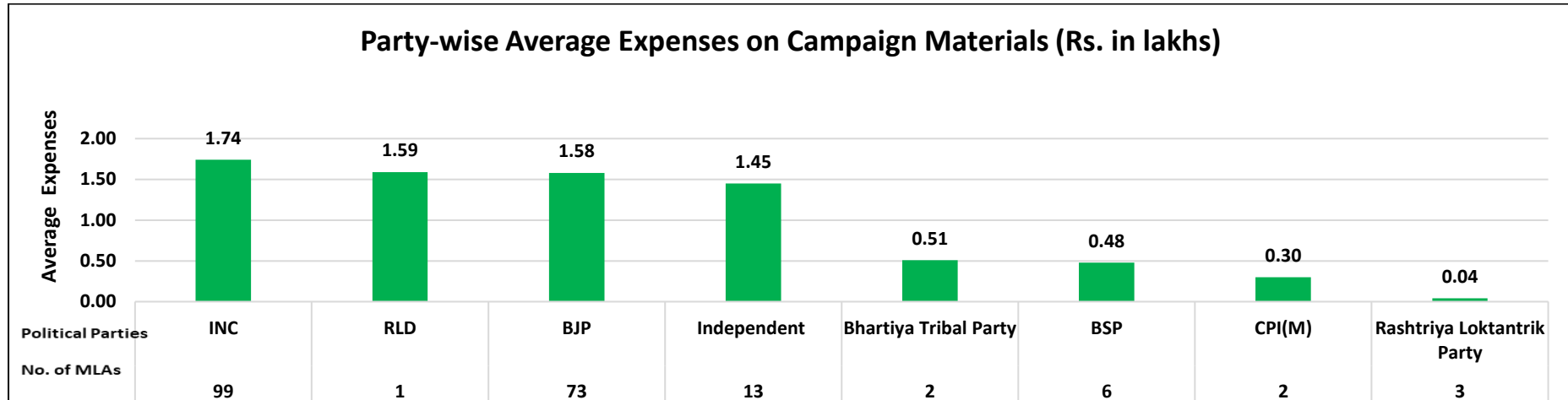


Figure 5: Party-wise Average Election Expenses on Campaign Materials (Rs.in lakhs)

S.No.	Party	No. of MLAs Analyzed	Average Limit (Rs.)	Average Election Expense (Rs.)	Avg Expense on Campaign Materials (Rs.)	% of Average Avg Expense on Campaign Materials
1	INC	99	28,00,000 28 Lacs+	14,26,503 14 Lacs+	1,74,682 1 Lacs+	12.2 %
2	BJP	73	28,00,000 28 Lacs+	13,46,702 13 Lacs+	1,58,065 1 Lacs+	11.7 %
3	IND	13	28,00,000 28 Lacs+	10,17,645 10 Lacs+	1,45,166 1 Lacs+	14.3 %
4	BSP	6	28,00,000 28 Lacs+	6,81,228 6 Lacs+	48,569 48 Thou+	7.1 %
5	Rashtriya Loktantrik Party	3	28,00,000 28 Lacs+	9,76,826 9 Lacs+	4,480 4 Thou+	0.5 %

Data in this Kit is presented in good faith, with an intention to inform voters. MLAs' Election Expenditure affidavits from the CEO Website (<https://ceorajasthan.nic.in/>) is the source of this analysis. Website:- www.adrindia.org, www.myneta.info

S.No.	Party	No. of MLAs Analyzed	Average Limit (Rs.)	Average Election Expense (Rs.)	Avg Expense on Campaign Materials (Rs.)	% of Average Avg Expense on Campaign Materials
6	Bhartiya Tribal Party	2	28,00,000 28 Lacs+	8,23,444 8 Lacs+	51,735 51 Thou+	6.3 %
7	CPI(M)	2	28,00,000 28 Lacs+	12,38,585 12 Lacs+	30,665 30 Thou+	2.5 %
8	RLD	1	28,00,000 28 Lacs+	14,10,646 14 Lacs+	1,59,973 1 Lacs+	11.3 %
Total		199	28,00,000 28 Lacs+	13,33,241 13 Lacs+	1,57,533 1 Lacs+	12 %

Table 6: Party-wise Average Election Expense of MLAs on Campaign Materials

15. Party Wise Average Election Expense of MLAs on Electronic Media:

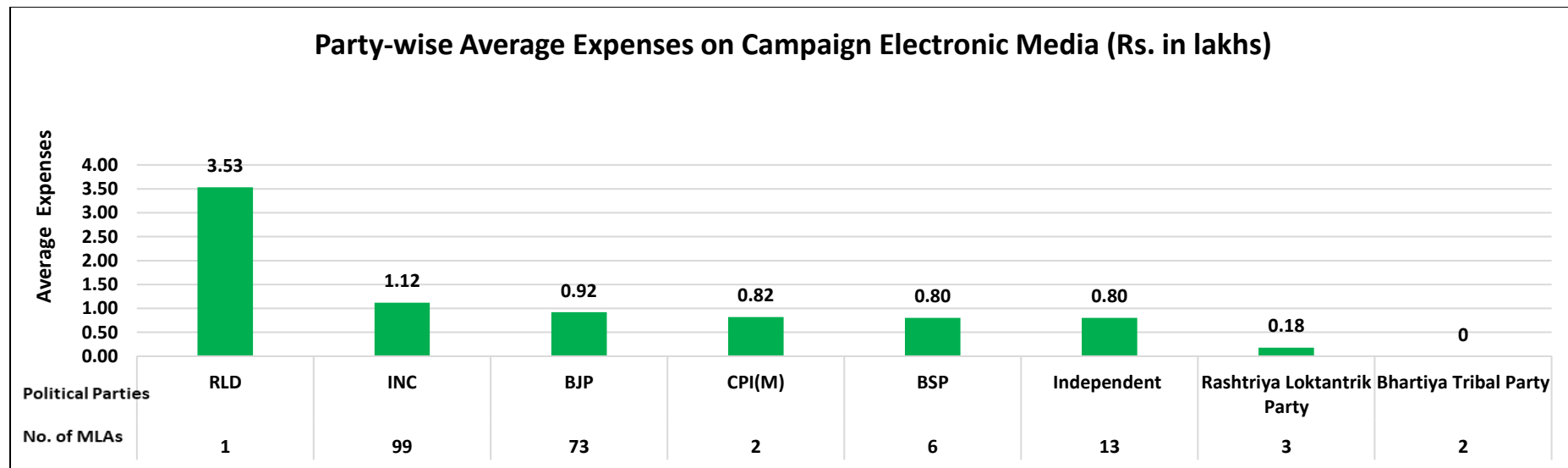


Figure 6: Party-wise Average Election Expenses on Campaign Electronic Media (Rs. in lakhs)

Data in this Kit is presented in good faith, with an intention to inform voters. MLAs' Election Expenditure affidavits from the CEO Website (<https://ceorajasthan.nic.in/>) is the source of this analysis. Website:- www.adrindia.org, www.myneta.info

S.No.	Party	No. of MLAs Analyzed	Average Limit (Rs.)	Average Election Expense (Rs.)	Avg Expense on Electronic Media (Rs.)	% of Average Avg Expense on Electronic Media
1	INC	99	28,00,000 28 Lacs+	14,26,503 14 Lacs+	1,12,193 1 Lacs+	7.9 %
2	BJP	73	28,00,000 28 Lacs+	13,46,702 13 Lacs+	92,217 92 Thou+	6.8 %
3	IND	13	28,00,000 28 Lacs+	10,17,645 10 Lacs+	80,319 80 Thou+	7.9 %
4	BSP	6	28,00,000 28 Lacs+	6,81,228 6 Lacs+	80,549 80 Thou+	11.8 %
5	Rashtriya Loktantrik Party	3	28,00,000 28 Lacs+	9,76,826 9 Lacs+	18,160 18 Thou+	1.9 %
6	CPI(M)	2	28,00,000 28 Lacs+	12,38,585 12 Lacs+	82,837 82 Thou+	6.7 %
7	Bhartiya Tribal Party	2	28,00,000 28 Lacs+	8,23,444 8 Lacs+	0	0 %
8	RLD	1	28,00,000 28 Lacs+	14,10,646 14 Lacs+	3,53,383 3 Lacs+	25.1 %
Total		199	28,00,000 28 Lacs+	13,33,241 13 Lacs+	1,00,201 1 Lacs+	8 %

Table 7: Party-wise Average Election Expense of MLAs on Electronic Media

Data in this Kit is presented in good faith, with an intention to inform voters. MLAs' Election Expenditure affidavits from the CEO Website (<https://ceorajasthan.nic.in/>) is the source of this analysis. Website:- www.adrindia.org, www.myneta.info

16. Party Wise Average Election Expense of MLAs on Campaign Vehicles:

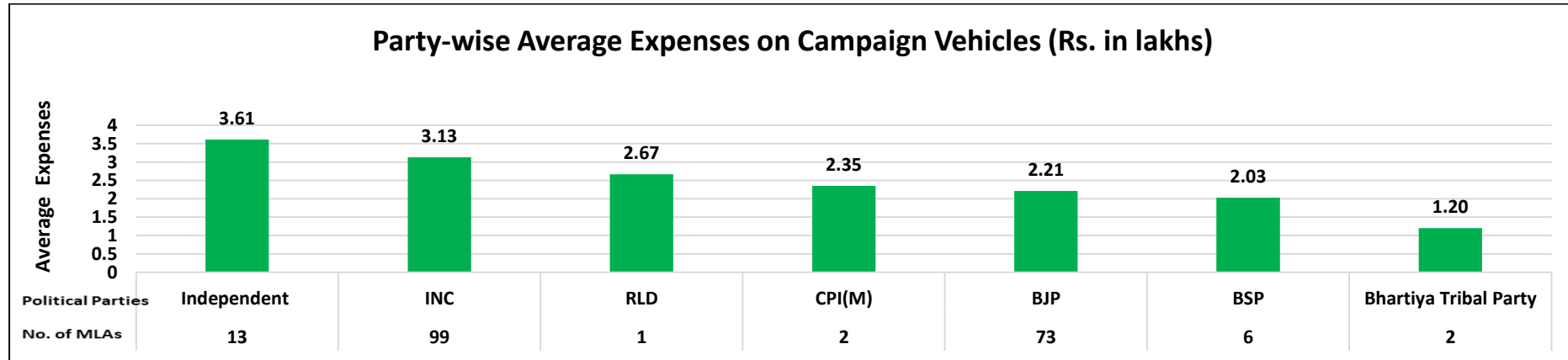


Figure 7: Party-wise Average Election Expenses on Campaign Vehicles (Rs. in lakhs)

S.No.	Party	No. of MLAs Analyzed	Average Limit (Rs.)	Average Election Expense (Rs.)	Avg Expense on Campaign Vehicles (Rs.)	% of Average Avg Expense on Campaign Vehicles
1	INC	99	28,00,000 28 Lacs+	14,26,503 14 Lacs+	3,13,303 3 Lacs+	22 %
2	BJP	73	28,00,000 28 Lacs+	13,46,702 13 Lacs+	2,21,679 2 Lacs+	16.5 %
3	IND	13	28,00,000 28 Lacs+	10,17,645 10 Lacs+	3,61,251 3 Lacs+	35.5 %
4	BSP	6	28,00,000 28 Lacs+	6,81,228 6 Lacs+	2,03,743 2 Lacs+	29.9 %
5	Rashtriya Loktantrik Party	3	28,00,000 28 Lacs+	9,76,826 9 Lacs+	4,85,723 4 Lacs+	49.7 %
6	Bhartiya Tribal Party	2	28,00,000 28 Lacs+	8,23,444 8 Lacs+	1,20,175 1 Lacs+	14.6 %

Data in this Kit is presented in good faith, with an intention to inform voters. MLAs' Election Expenditure affidavits from the CEO Website (<https://ceorajasthan.nic.in/>) is the source of this analysis. Website:- www.adrindia.org, www.myneta.info

S.No.	Party	No. of MLAs Analyzed	Average Limit (Rs.)	Average Election Expense (Rs.)	Avg Expense on Campaign Vehicles (Rs.)	% of Average Avg Expense on Campaign Vehicles
7	CPI(M)	2	28,00,000 28 Lacs+	12,38,585 12 Lacs+	2,35,232 2 Lacs+	19 %
8	RLD	1	28,00,000 28 Lacs+	14,10,646 14 Lacs+	2,67,200 2 Lacs+	18.9 %
Total		199	28,00,000 28 Lacs+	13,33,241 13 Lacs+	2,79,163 2 Lacs+	21 %

Table 8: Party-wise Average Election Expense of MLAs on Campaign Vehicles

17. Party Wise Average Election Expense of MLAs on Campaign Workers:

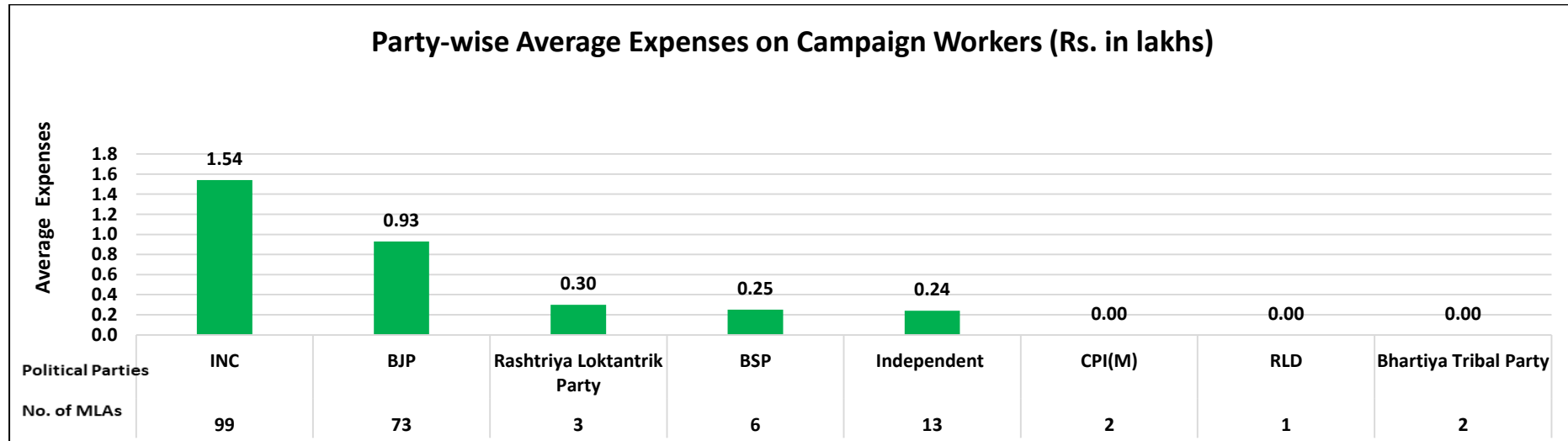


Figure 8: Party-wise Average Election Expenses on Campaign Workers (Rs. in lakhs)

Data in this Kit is presented in good faith, with an intention to inform voters. MLAs' Election Expenditure affidavits from the CEO Website (<https://ceorajasthan.nic.in/>) is the source of this analysis. Website:- www.adrindia.org, www.myneta.info

S.No.	Party	No. of MLAs Analyzed	Average Limit (Rs.)	Average Election Expense (Rs.)	Avg Expense on Campaign Workers (Rs.)	% of Average Avg Expense on Campaign Workers
1	INC	99	28,00,000 28 Lacs+	14,26,503 14 Lacs+	1,54,068 1 Lacs+	10.8 %
2	BJP	73	28,00,000 28 Lacs+	13,46,702 13 Lacs+	93,007 93 Thou+	6.9 %
3	IND	13	28,00,000 28 Lacs+	10,17,645 10 Lacs+	24,968 24 Thou+	2.5 %
4	BSP	6	28,00,000 28 Lacs+	6,81,228 6 Lacs+	25,266 25 Thou+	3.7 %
5	Rashtriya Loktantrik Party	3	28,00,000 28 Lacs+	9,76,826 9 Lacs+	30,667 30 Thou+	3.1 %
6	Bhartiya Tribal Party	2	28,00,000 28 Lacs+	8,23,444 8 Lacs+	0	0 %
7	CPI(M)	2	28,00,000 28 Lacs+	12,38,585 12 Lacs+	0	0 %
8	RLD	1	28,00,000 28 Lacs+	14,10,646 14 Lacs+	0	0 %
Total		199	28,00,000 28 Lacs+	13,33,241 13 Lacs+	1,13,620 1 Lacs+	9 %

Table 9: Party-wise Average Election Expense of MLAs on Campaign Workers

Data in this Kit is presented in good faith, with an intention to inform voters. MLAs' Election Expenditure affidavits from the CEO Website (<https://ceorajasthan.nic.in/>) is the source of this analysis. Website:- www.adrindia.org, www.myneta.info

Top 10 MLAs with highest declared election expenses in 2018 Rajasthan Assembly Elections

S.No.	Name	District	Constituency	Party	Expenditure incurred by MLA			Expense Limit (Rs.)	Total expenses incurred (Rs.)	Difference between Total Expense incurred and Expense Limit (Rs.)	% of limit reached
					MLA/his election agent (Rs.)	By Political Party (Rs.)	Any other association/ body of persons/ individual (Rs.)				
1	MAHENDRA CHOUDHARY	NAGOUR	NAWAN	INC	39,126	19,99,957	5,14,450	28,00,000 28 Lacs+	25,53,533 25 Lacs+	2,46,467 2 Lacs+	91%
2	SAMA RAM GRASIYA	SIROHI	PINDWARA ABU (ST)	BJP	18,69,932	6,82,540	0	28,00,000 28 Lacs+	25,52,472 25 Lacs+	2,47,528 2 Lacs+	91%
3	RAMLAL	PRATAPGARGH	PRATAPGARH	INC	73,586	14,39,820	10,05,567	28,00,000 28 Lacs+	25,18,973 25 Lacs+	2,81,027 2 Lacs+	90%
4	SANTOSH	GANGANAGAR	ANUPGARH (SC)	BJP	8,61,499	1,02,325	15,15,719	28,00,000 28 Lacs+	24,79,543 24 Lacs+	3,20,457 3 Lacs+	89%
5	GANGA DEVI	JAIPUR	BAGRU (SC)	INC	16,97,818	0	7,20,639	28,00,000 28 Lacs+	24,18,457 24 Lacs+	3,81,543 3 Lacs+	86%
6	GOTAM LAL	PRATAPGARGH	DHARIAWAD	BJP	24,17,837	0	0	28,00,000 28 Lacs+	**24,17,837 24 Lacs+	3,82,163 3 Lacs+	86%
7	MAMTA BHUPESH	DAUSA	SIKRAI (SC)	INC	24,07,332	0	0	28,00,000 28 Lacs+	24,07,332 24 Lacs+	3,92,668 3 Lacs+	86%
8	KISANA RAM VISHNOI	JODHPUR	LOHAWAT	INC	23,54,142	0	0	28,00,000 28 Lacs+	23,54,142 23 Lacs+	4,45,858 4 Lacs+	84%
9	KAILASH CHANDRA MEGHWAL	BHILWARA	SHAHPURA (SC)	BJP	9,54,479	4,83,330	8,88,345	28,00,000 28 Lacs+	23,26,154 23 Lacs+	4,73,846 4 Lacs+	83%
10	KRISHNA POONIA	CHURU	SADULPUR	INC	21,37,413	0	1,38,530	28,00,000 28 Lacs+	22,75,943 22 Lacs+	5,24,057 5 Lacs+	81%

Table 10: Top 10 highest expenses declared by MLAs

***on total expenses value indicates that the MLA has not provided the total in their affidavits, it has been calculated on the basis of details provided by them in the same*

10 MLAs with lowest election expenses declared

S.No.	Name	District	Constituency	Party	Expenditure incurred by MLA			Expense Limit (Rs.)	Total expenses incurred (Rs.)	Difference between Total Expense incurred and Expense Limit (Rs.)	% of limit reached
					MLA/his election agent (Rs.)	By Political Party (Rs.)	Any other association/ body of persons/ individual (Rs.)				
1	RAMPRASAD	DUNGARPUR	SAGWARA (ST)	Bhartiya Tribal Party	1,49,375	0	88,589	28,00,000 28 Lacs+	2,37,964 2 Lacs+	25,62,036 25 Lacs+	8%
2	DEEPENDRA SINGH	SIKAR	SRIMADHOPUR	INC	1,93,612	0	1,08,650	28,00,000 28 Lacs+	3,02,262 3 Lacs+	24,97,738 24 Lacs+	11%
3	INDIRA DEVI	NAGPUR	MERTA (SC)	Rashtriya Loktantrik Party	2,99,232	0	0	28,00,000 28 Lacs+	3,41,024 3 Lacs+	24,58,976 24 Lacs+	12%
4	JOHARI LAL MEENA	ALWAR	RAJGARH LAXMANGARH(ST)	INC	3,56,913	0	15,860	28,00,000 28 Lacs+	3,72,773 3 Lacs+	24,27,227 24 Lacs+	13%
5	SANDEEP KUMAR	ALWAR	TIJARA	BSP	4,86,145	0	0	28,00,000 28 Lacs+	4,86,145 4 Lacs+	23,13,855 23 Lacs+	17%
6	SHAKUNTALA RAWAT	ALWAR	BANSUR	INC	5,07,608	0	0	28,00,000 28 Lacs+	5,07,608 5 Lacs+	22,92,392 22 Lacs+	18%
7	MANJU DEVI	NAGPUR	JAYAL (SC)	INC	5,24,878	0	0	28,00,000 28 Lacs+	5,24,878 5 Lacs+	22,75,122 22 Lacs+	19%
8	RAJENDRASINGH GUDHA	JHUNJHUNU	UDAIPURWATI	BSP	4,61,192	0	72,748	28,00,000 28 Lacs+	5,33,940 5 Lacs+	22,66,060 22 Lacs+	19%
9	RAMKESH	SAWAI MADHOPUR	GANGAPUR	IND	5,05,889	0	28,752	28,00,000 28 Lacs+	5,34,641 5 Lacs+	22,65,359 22 Lacs+	19%
10	BALJEET YADAV	ALWAR	BEHROR	IND	5,44,235	0	0	28,00,000 28 Lacs+	5,44,235 5 Lacs+	22,55,765 22 Lacs+	19%

Table 11: 10 lowest election expenses declared by MLAs

Data in this Kit is presented in good faith, with an intention to inform voters. MLAs' Election Expenditure affidavits from the CEO Website (<https://ceorajasthan.nic.in/>) is the source of this analysis. Website:- www.adrindia.org, www.myneta.info

Summary and Highlights of Funds Raised by MLAs in the Rajasthan Assembly 2018 Elections

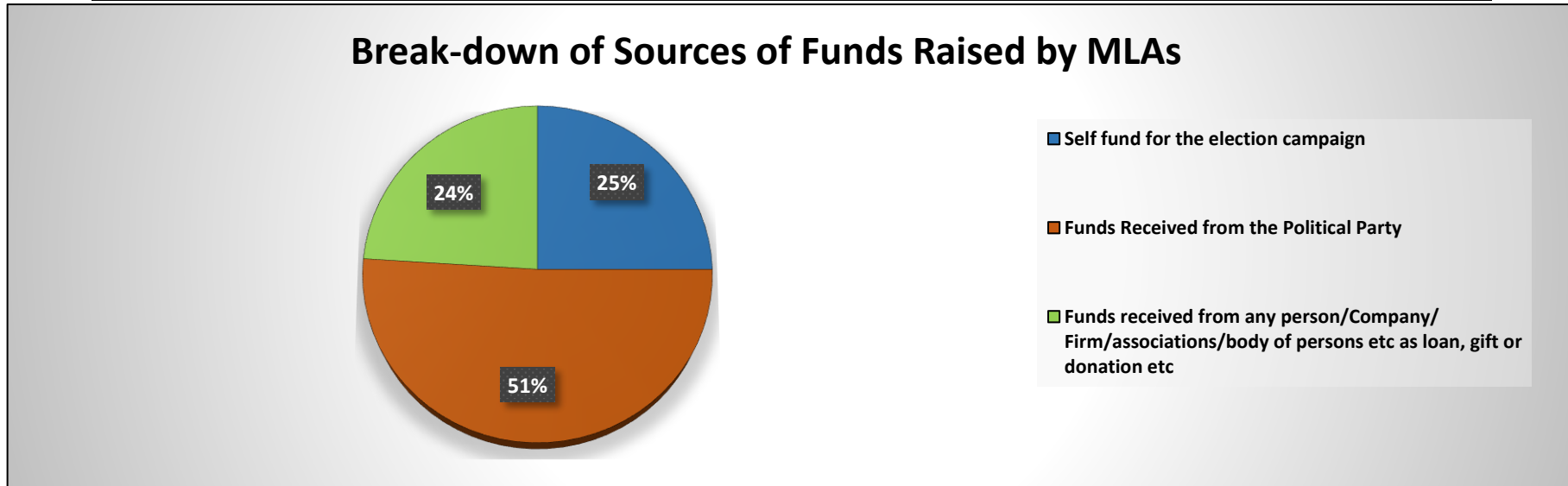


Figure 9: Percentage Break-down of Funds Raised by MLAs

1. **Percentage break-down of funds received by MLAs:** Out of the total funds received by MLAs, **51% funds** were raised from political parties, **25% were raised** by MLAs themselves and **24% funds** were raised from other sources.
2. **MLAs Who Raised Funds from Political Parties:** Out of the 199 MLAs analyzed, **97 (49%) MLAs** have declared that **they have received funds from** political parties and **102 (51%) MLAs** have declared that **they have not received any funds from** political parties.
3. **MLAs Who Raised Funds through any person/ company/ firm/ associations/ body of persons etc as loan, gift or donation etc:** Out of the 199 MLAs analyzed, **119(60%) MLAs** have declared that **they have received funds from any person/ company/ firm/ associations/ body of persons etc as loan, gift or donation etc.** and **80(40%) MLAs** have declared that **he has not received any funds from any person/ company/ firm/ associations/ body of persons etc as loan, gift or donation etc.**

4. **Self-funds used for election campaign:** Out of the 199 MLAs analyzed, **187(94%) MLAs** have declared that they have used their own funds for their election campaign and **12(6%) MLAs** have declared that they have not used any of their own funds for their election campaign
5. **Average funds raised from Political Parties (Party-wise):** On an average a MLA from **INC** raised **74.21%** and on an average a MLA from **BJP** raised **only 6.73%** of his/her election expense funds from the political party.
6. **Average funds raised through any person/company/firm/associations/body of persons etc as loan, gift or donation etc (Party-wise):** On an average a MLA from **BJP** raised **50.19%** of his/her election expense funds from any person/company/firm/associations/body of persons etc. as loan, gift or donation. Similarly, a MLA from **INC** raised **9.71%**, a MLA from **BSP** raised **66.78%** and a MLA from **Independent** raised **56.12%** of his/her election expense funds from any person/ company/ firm/ associations/ body of persons etc. as loan, gift or donation.

Average self-funds used for Election Campaign (Party-wise)

S.No.	Party	No. of MLAs Analyzed	Average Total (Rs.)	Average Self Funds (Rs.)	% of Average Total
1	INC	99	22,17,694.16 22 Lacs+	3,77,757.12 3 Lacs+	17.03 %
2	BJP	73	11,29,074.16 11 Lacs+	4,86,360.94 4 Lacs+	43.07 %
3	IND	13	10,11,436 10 Lacs+	4,43,645.69 4 Lacs+	43.86 %
4	BSP	6	9,61,603 9 Lacs+	3,19,357.50 3 Lacs+	33.21 %
5	Rashtriya Loktantrik Party	3	2,33,820.33 2 Lacs+	97,820.33 97 Thou+	41.83 %
6	CPI(M)	2	5,18,500 5 Lacs+	34,250 34 Thou+	6.60 %
7	Bhartiya Tribal Party	2	9,56,886 9 Lacs+	3,25,000 3 Lacs+	33.96 %
8	RLD	1	13,61,000 13 Lacs+	11,000 11 Thou+	0.80 %

Table 12: Average self-funds used for Election Campaign (Party-wise)

Data in this Kit is presented in good faith, with an intention to inform voters. MLAs' Election Expenditure affidavits from the CEO Website (<https://ceorajasthan.nic.in/>) is the source of this analysis. Website:- www.adrindia.org, www.myneta.info

Average funds raised from Political Parties (Party-wise)

S.No.	Party	No. of MLAs Analyzed	Average Total (Rs.)	Average Party Funds (Rs.)	% of Average Total
1	INC	99	22,17,694.16 22 Lacs+	16,45,759.03 16 Lacs+	74.21 %
2	BJP	73	11,29,074.16 11 Lacs+	75,991.68 75 Thou+	6.73 %
3	IND	13	10,11,436 10 Lacs+	0	0 %
4	BSP	6	9,61,603 9 Lacs+	0	0 %
5	Rashtriya Loktantrik Party	3	2,33,820.33 2 Lacs+	0	0 %
6	Bhartiya Tribal Party	2	9,56,886 9 Lacs+	0	0 %
7	CPI(M)	2	5,18,500 5 Lacs+	0	0 %
8	RLD	1	13,61,000 13 Lacs+	0	0 %

Table 13: Average funds raised from Political Parties (Party-wise)

Average funds raised from Other Sources (Party-wise)

S.No.	Party	No. of MLAs Analyzed	Average Total (Rs.)	Average Funds from other organizations and bodies (Rs.)	% of Average Total
1	INC	99	22,17,694.16 22 Lacs+	2,15,391.09 2 Lacs+	9.71 %
2	BJP	73	11,29,074.16 11 Lacs+	5,66,724.65 5 Lacs+	50.19 %
3	IND	13	10,11,436 10 Lacs+	5,67,691.15 5 Lacs+	56.12 %
4	BSP	6	9,61,603 9 Lacs+	6,42,245.50 6 Lacs+	66.78 %

Data in this Kit is presented in good faith, with an intention to inform voters. MLAs' Election Expenditure affidavits from the CEO Website (<https://ceorajasthan.nic.in/>) is the source of this analysis. Website:- www.adrindia.org, www.myneta.info

S.No.	Party	No. of MLAs Analyzed	Average Total (Rs.)	Average Funds from other organizations and bodies (Rs.)	% of Average Total
5	Rashtriya Loktantrik Party	3	2,33,820.33 2 Lacs+	1,36,000 1 Lacs+	58.16 %
6	Bhartiya Tribal Party	2	9,56,886 9 Lacs+	6,31,886 6 Lacs+	66.03 %
7	CPI(M)	2	5,18,500 5 Lacs+	4,84,250 4 Lacs+	93.39 %
8	RLD	1	13,61,000 13 Lacs+	13,50,000 13 Lacs+	99.19 %

Table 14: Average funds raised from Other Sources (Party-wise)

Election expenses declared by MLAs in Rajasthan Assembly Elections, 2018: Full Details

S.No.	Name	District	Constituency	Party	Expenditure incurred by MLA			Expense Limit (Rs.)	Total expenses incurred (Rs.)	Difference between Total Expense incurred and Expense Limit (Rs.)	% of limit reached
					MLA/his election agent (Rs.)	By Political Party (Rs.)	Any other association/ body of persons/ individual (Rs.)				
1	MAHENDRA CHOUDHARY	NAGPUR	NAWAN	INC	39,126	19,99,957	5,14,450	28,00,000 28 Lacs+	25,53,533 25 Lacs+	2,46,467 2 Lacs+	91%
2	SAMA RAM GRASIYA	SIROHI	PINDWARA ABU (ST)	BJP	18,69,932	6,82,540	0	28,00,000 28 Lacs+	25,52,472 25 Lacs+	2,47,528 2 Lacs+	91%
3	RAMLAL	PRATAPGARGH	PRATAPGARH	INC	73,586	14,39,820	10,05,567	28,00,000 28 Lacs+	25,18,973 25 Lacs+	2,81,027 2 Lacs+	90%
4	SANTOSH	GANGANAGAR	ANUPGARH (SC)	BJP	8,61,499	1,02,325	15,15,719	28,00,000 28 Lacs+	24,79,543 24 Lacs+	3,20,457 3 Lacs+	89%
5	GANGA DEVI	JAIPUR	BAGRU (SC)	INC	16,97,818	0	7,20,639	28,00,000 28 Lacs+	24,18,457 24 Lacs+	3,81,543 3 Lacs+	86%
6	GOTAM LAL	PRATAPGARGH	DHARIAWAD	BJP	24,17,837	0	0	28,00,000 28 Lacs+	**24,17,837 24 Lacs+	3,82,163 3 Lacs+	86%
7	MAMTA BHUPESH	DAUSA	SIKRAI (SC)	INC	24,07,332	0	0	28,00,000 28 Lacs+	24,07,332 24 Lacs+	3,92,668 3 Lacs+	86%
8	KISANA RAM VISHNOI	JODHPUR	LOHAWAT	INC	23,54,142	0	0	28,00,000 28 Lacs+	23,54,142 23 Lacs+	4,45,858 4 Lacs+	84%
9	KAILASH CHANDRA MEGHWAL	BHILWARA	SHAHPURA (SC)	BJP	9,54,479	4,83,330	8,88,345	28,00,000 28 Lacs+	23,26,154 23 Lacs+	4,73,846 4 Lacs+	83%
10	KRISHNA POONIA	CHURU	SADULPUR	INC	21,37,413	0	1,38,530	28,00,000 28 Lacs+	22,75,943 22 Lacs+	5,24,057 5 Lacs+	81%
11	KAILASH CHANDRA TRIVEDI	BHILWARA	SAHARA	INC	16,00,515	5,44,000	1,22,200	28,00,000 28 Lacs+	22,66,715 22 Lacs+	5,33,285 5 Lacs+	81%
12	ARJUN SINGH BAMNIYA	BANSWARA	BANSWARA (ST)	INC	19,29,293	0	2,98,691	28,00,000 28 Lacs+	22,27,984 22 Lacs+	5,72,016 5 Lacs+	80%

Data in this Kit is presented in good faith, with an intention to inform voters. MLAs' Election Expenditure affidavits from the CEO Website (<https://ceorajasthan.nic.in/>) is the source of this analysis. Website:- www.adrindia.org, www.myneta.info

S.No.	Name	District	Constituency	Party	Expenditure incurred by MLA			Expense Limit (Rs.)	Total expenses incurred (Rs.)	Difference between Total Expense incurred and Expense Limit (Rs.)	% of limit reached
					MLA/his election agent (Rs.)	By Political Party (Rs.)	Any other association/ body of persons/ individual (Rs.)				
13	ROOPARAM	JAISALMER	JAISALMER	INC	7,65,508	0	14,41,077	28,00,000 28 Lacs+	22,06,585 22 Lacs+	5,93,415 5 Lacs+	79%
14	AMIT	HANUMANGARGH	NOHAR	INC	16,49,644	1,75,381	3,75,086	28,00,000 28 Lacs+	22,00,111 22 Lacs+	5,99,889 5 Lacs+	79%
15	HAKAM ALI KHAN	SIKAR	FATEHPUR	INC	22,00,052	0	0	28,00,000 28 Lacs+	22,00,052 22 Lacs+	5,99,948 5 Lacs+	79%
16	JAGDISH CHANDER	GANGANAGAR	SADULSHAHAR	INC	10,99,133	0	10,37,302	28,00,000 28 Lacs+	21,36,435 21 Lacs+	6,63,565 6 Lacs+	76%
17	BHARAT SINGH KUNDANPUR	KOTA	SANGOD	INC	19,50,037	0	1,58,638	28,00,000 28 Lacs+	21,08,675 21 Lacs+	6,91,325 6 Lacs+	75%
18	RAJENDRA SINGH YADAV	JAIPUR	KOTPUTLI	INC	37,200	16,30,324	4,30,126	28,00,000 28 Lacs+	20,97,650 20 Lacs+	7,02,350 7 Lacs+	75%
19	MEWARAM JAIN	BARMER	BARMER	INC	19,11,636	0	1,69,672	28,00,000 28 Lacs+	20,81,308 20 Lacs+	7,18,692 7 Lacs+	74%
20	JOGESHWAR GARG	JALORE	JALORE (SC)	BJP	11,18,854	7,25,885	2,34,468	28,00,000 28 Lacs+	20,79,207 20 Lacs+	7,20,793 7 Lacs+	74%
21	GURDEEP SINGH	HANUMANGARGH	SANGARIA	BJP	9,13,827	3,000	11,49,603	28,00,000 28 Lacs+	20,66,432 20 Lacs+	7,33,568 7 Lacs+	74%
22	JAGASI RAM	SIROHI	REODAR (SC)	BJP	20,58,899	0	0	28,00,000 28 Lacs+	**20,58,899 20 Lacs+	7,41,101 7 Lacs+	74%
23	DR.MAHESH JOSHI	JAIPUR	HAWAMAHAL	INC	0	17,02,739	3,49,998	28,00,000 28 Lacs+	20,52,737 20 Lacs+	7,47,263 7 Lacs+	73%
24	SUDARSHAN SINGH RAWAT	RAJSAMAND	BHIM	INC	18,36,566	5	1,94,887	28,00,000 28 Lacs+	20,31,458 20 Lacs+	7,68,542 7 Lacs+	73%
25	DANISH ABRAR	SAWAI MADHOPUR	SAWAI MADHOPUR	INC	17,95,790	0	2,25,042	28,00,000 28 Lacs+	20,20,832 20 Lacs+	7,79,168 7 Lacs+	72%

Data in this Kit is presented in good faith, with an intention to inform voters. MLAs' Election Expenditure affidavits from the CEO Website (<https://ceorajasthan.nic.in/>) is the source of this analysis. Website:- www.adrindia.org, www.myneta.info

S.No.	Name	District	Constituency	Party	Expenditure incurred by MLA			Expense Limit (Rs.)	Total expenses incurred (Rs.)	Difference between Total Expense incurred and Expense Limit (Rs.)	% of limit reached
					MLA/his election agent (Rs.)	By Political Party (Rs.)	Any other association/ body of persons/ individual (Rs.)				
26	GANESH GHOGRA	DUNGARPUR	DUNGARPUR (ST)	INC	19,97,809	0	0	28,00,000 28 Lacs+	19,97,809 19 Lacs+	8,02,191 8 Lacs+	71%
27	AMEEN KHAN	BARMER	SHEO	INC	19,76,530	0	0	28,00,000 28 Lacs+	19,76,530 19 Lacs+	8,23,470 8 Lacs+	71%
28	PRATAP SINGH KHACHARIYAWAS	JAIPUR	CIVIL LINES	INC	12,85,561	0	6,75,255	28,00,000 28 Lacs+	19,60,816 19 Lacs+	8,39,184 8 Lacs+	70%
29	SANYAM LODHA	SIROHI	SIROHI	IND	13,18,872	0	6,38,997	28,00,000 28 Lacs+	19,57,869 19 Lacs+	8,42,131 8 Lacs+	70%
30	MAHENDRAJEET SINGH MALVIYA	BANSWARA	BAGIDORA (ST)	INC	19,56,976	0	0	28,00,000 28 Lacs+	19,56,976 19 Lacs+	8,43,024 8 Lacs+	70%
31	KALPANA DEVI	KOTA	LADPURA	BJP	13,96,603	2,52,250	2,45,462	28,00,000 28 Lacs+	18,94,315 18 Lacs+	9,05,685 9 Lacs+	68%
32	HARENDRA NINAMA	BANSWARA	GHATOL (ST)	BJP	5,29,378	13,34,737	5,000	28,00,000 28 Lacs+	18,69,115 18 Lacs+	9,30,885 9 Lacs+	67%
33	KAILASH CHANDRA MEENA	BANSWARA	GARHI (ST)	BJP	18,68,716	0	0	28,00,000 28 Lacs+	18,68,716 18 Lacs+	9,31,284 9 Lacs+	67%
34	HANUMAN BENIWAL	NAGAUR	KHINVSAR	Rashtriya Loktantrik Party	2,65,961	2,00,600	13,93,860	28,00,000 28 Lacs+	18,60,421 18 Lacs+	9,39,579 9 Lacs+	66%
35	GAJRAJ KHATANA	DAUSA	BANDIKUI	INC	18,46,387	0	10,784	28,00,000 28 Lacs+	18,57,171 18 Lacs+	9,42,829 9 Lacs+	66%
36	RAGHU SHARMA	AJMER	KEKRI	INC	18,33,889	0	0	28,00,000 28 Lacs+	18,33,889 18 Lacs+	9,66,111 9 Lacs+	65%
37	RAJENDRA PAREEK	SIKAR	SIKAR	INC	17,00,875	0	1,26,720	28,00,000 28 Lacs+	18,27,595 18 Lacs+	9,72,405 9 Lacs+	65%
38	AMIN KAGZI	JAIPUR	KISHANPOLE	INC	16,06,253	0	2,16,780	28,00,000 28 Lacs+	18,23,033 18 Lacs+	9,76,967 9 Lacs+	65%

Data in this Kit is presented in good faith, with an intention to inform voters. MLAs' Election Expenditure affidavits from the CEO Website (<https://ceorajasthan.nic.in/>) is the source of this analysis. Website:- www.adrindia.org, www.myneta.info

S.No.	Name	District	Constituency	Party	Expenditure incurred by MLA			Expense Limit (Rs.)	Total expenses incurred (Rs.)	Difference between Total Expense incurred and Expense Limit (Rs.)	% of limit reached
					MLA/his election agent (Rs.)	By Political Party (Rs.)	Any other association/ body of persons/ individual (Rs.)				
39	PRASHANT BAIRWA	TONK	NIWAI (SC)	INC	18,06,292	0	0	28,00,000 28 Lacs+	18,06,292 18 Lacs+	9,93,708 9 Lacs+	65%
40	KHILADI LAL BAIRWA	DHOLPUR	BASERI (SC)	INC	0	17,60,624	0	28,00,000 28 Lacs+	17,60,624 17 Lacs+	10,39,376 10 Lacs+	63%
41	SUBHASH POONIA S/O LOKRAM POONIA	JHUNJHUNU	SURAJGARH	BJP	7,96,797	0	9,61,540	28,00,000 28 Lacs+	17,58,337 17 Lacs+	10,41,663 10 Lacs+	63%
42	GURMEET SINGH KOONER	GANGANAGAR	KARANPUR	INC	6,70,224	0	10,82,517	28,00,000 28 Lacs+	17,52,741 17 Lacs+	10,47,259 10 Lacs+	63%
43	VITTHAL SHANKAR AWASTHI	BHILWARA	BHILWARA	BJP	6,43,370	2,71,938	8,37,069	28,00,000 28 Lacs+	17,52,377 17 Lacs+	10,47,623 10 Lacs+	63%
44	RAFEEL KHAN	JAIPUR	ADARSH NAGAR	INC	17,47,483	0	0	28,00,000 28 Lacs+	17,47,483 17 Lacs+	10,52,517 10 Lacs+	62%
45	BALVEER SINGH LUTHRA	GANGANAGAR	RAISINGHNAGAR (SC)	BJP	17,21,406	0	26,065	28,00,000 28 Lacs+	17,47,471 17 Lacs+	10,52,529 10 Lacs+	62%
46	ASHOK	JAIPUR	SANGANER	BJP	10,13,147	79,500	6,50,992	28,00,000 28 Lacs+	**17,43,639 17 Lacs+	10,56,361 10 Lacs+	62%
47	GYANCHAND PARAKH	PALI	PALI	BJP	10,32,823	1,14,696	5,86,423	28,00,000 28 Lacs+	17,33,942 17 Lacs+	10,66,058 10 Lacs+	62%
48	CHANDRABHAN SINGH AAKYA	CHITTORGARH	CHITTORGARH	BJP	12,89,175	1,37,858	3,04,965	28,00,000 28 Lacs+	17,31,998 17 Lacs+	10,68,002 10 Lacs+	62%
49	SANJAY SHARMA	ALWAR	ALWAR URBAN	BJP	13,37,348	2,50,178	1,38,793	28,00,000 28 Lacs+	17,26,319 17 Lacs+	10,73,681 10 Lacs+	62%
50	HEERARAM	JODHPUR	BILARA (SC)	INC	14,76,677	79,107	1,67,497	28,00,000 28 Lacs+	17,23,282 17 Lacs+	10,76,718 10 Lacs+	62%
51	GOPICHAND MEENA	DUNGARPUR	ASPUR (ST)	BJP	7,94,258	0	9,15,588	28,00,000 28 Lacs+	17,09,846 17 Lacs+	10,90,154 10 Lacs+	61%

Data in this Kit is presented in good faith, with an intention to inform voters. MLAs' Election Expenditure affidavits from the CEO Website (<https://ceorajasthan.nic.in/>) is the source of this analysis. Website:- www.adrindia.org, www.myneta.info

S.No.	Name	District	Constituency	Party	Expenditure incurred by MLA			Expense Limit (Rs.)	Total expenses incurred (Rs.)	Difference between Total Expense incurred and Expense Limit (Rs.)	% of limit reached
					MLA/his election agent (Rs.)	By Political Party (Rs.)	Any other association/ body of persons/ individual (Rs.)				
52	BABULAL NAGAR	JAIPUR	DUDU (SC)	IND	10,56,144	0	6,08,370	28,00,000 28 Lacs+	16,64,514 16 Lacs+	11,35,486 11 Lacs+	59%
53	SURESH MODI	SIKAR	NEEM KA THANA	INC	13,11,652	0	3,42,858	28,00,000 28 Lacs+	16,41,028 16 Lacs+	11,58,972 11 Lacs+	59%
54	GOPAL LAL MEENA	JAIPUR	JAMWA RAMGARH (ST)	INC	16,38,879	0	0	28,00,000 28 Lacs+	**16,38,879 16 Lacs+	11,61,121 11 Lacs+	59%
55	MASTER BHANWARLAL MEGHWAL	CHURU	SUJANGARH (SC)	INC	12,58,715	0	3,80,028	28,00,000 28 Lacs+	16,38,743 16 Lacs+	11,61,257 11 Lacs+	59%
56	PRAMOD BHAYA	BARAN	ANTA	INC	9,66,484	2,46,867	4,19,077	28,00,000 28 Lacs+	16,32,428 16 Lacs+	11,67,572 11 Lacs+	58%
57	BHAROSI LAL	KARAUJI	HINDAUN (SC)	INC	16,30,285	0	0	28,00,000 28 Lacs+	**16,30,285 16 Lacs+	11,69,715 11 Lacs+	58%
58	HARISH CHANDRA MEENA	TONK	DEOLI-UNIARA	INC	14,51,094	48,985	1,25,602	28,00,000 28 Lacs+	16,25,681 16 Lacs+	11,74,319 11 Lacs+	58%
59	JITENDRA SINGH	JHUNJHUNU	KHETRI	INC	6,54,899	0	9,64,260	28,00,000 28 Lacs+	16,19,259 16 Lacs+	11,80,741 11 Lacs+	58%
60	NARENDRA BUDANIYA	CHURU	TARANAGAR	INC	10,30,721	2,48,640	3,14,200	28,00,000 28 Lacs+	15,93,561 15 Lacs+	12,06,439 12 Lacs+	57%
61	BULAKI DAS KALLA	BIKANER	BIKANER WEST	INC	15,69,427	0	0	28,00,000 28 Lacs+	15,69,427 15 Lacs+	12,30,573 12 Lacs+	56%
62	SHOBHARANI KUSHWAH	DHOLPUR	DHOLPUR	BJP	15,11,595	0	52,276	28,00,000 28 Lacs+	15,63,871 15 Lacs+	12,36,129 12 Lacs+	56%
63	CHHAGANSINGH	JALORE	AHORE	BJP	4,57,399	7,91,110	6,10,764	28,00,000 28 Lacs+	15,63,243 15 Lacs+	12,36,757 12 Lacs+	56%
64	SHANTI KUMAR DHARIWAL	KOTA	KOTA NORTH	INC	10,02,635	0	5,50,870	28,00,000 28 Lacs+	15,54,505 15 Lacs+	12,45,495 12 Lacs+	56%

Data in this Kit is presented in good faith, with an intention to inform voters. MLAs' Election Expenditure affidavits from the CEO Website (<https://ceorajasthan.nic.in/>) is the source of this analysis. Website:- www.adrindia.org, www.myneta.info

S.No.	Name	District	Constituency	Party	Expenditure incurred by MLA			Expense Limit (Rs.)	Total expenses incurred (Rs.)	Difference between Total Expense incurred and Expense Limit (Rs.)	% of limit reached
					MLA/his election agent (Rs.)	By Political Party (Rs.)	Any other association/ body of persons/ individual (Rs.)				
65	GOVIND RAM	BIKANER	KHAJUWALA (SC)	INC	15,54,067	0	0	28,00,000 28 Lacs+	15,54,068 15 Lacs+	12,45,932 12 Lacs+	56%
66	JORARAM KUMAWAT	PALI	SUMERPUR	BJP	8,57,848	5,40,971	1,45,087	28,00,000 28 Lacs+	15,43,908 15 Lacs+	12,56,092 12 Lacs+	55%
67	SURYAKANTA VYAS	JODHPUR	SOORSAGAR	BJP	15,40,609	0	0	28,00,000 28 Lacs+	**15,40,609 15 Lacs+	12,59,391 12 Lacs+	55%
68	SANDEEP SHARMA	KOTA	KOTA SOUTH	BJP	12,97,588	2,42,572	0	28,00,000 28 Lacs+	15,40,160 15 Lacs+	12,59,840 12 Lacs+	55%
69	ABHINESH MAHARSHI	CHURU	RATANGARH	BJP	10,86,741	38,920	4,08,750	28,00,000 28 Lacs+	15,34,411 15 Lacs+	12,65,589 12 Lacs+	55%
70	BIHARILAL	BIKANER	NOKHA	BJP	12,53,758	2,78,813	1,063	28,00,000 28 Lacs+	15,33,634 15 Lacs+	12,66,366 12 Lacs+	55%
71	ASHOK GEHLOT	JODHPUR	SARDARPURA	INC	7,30,369	1,14,052	25,150	28,00,000 28 Lacs+	15,29,691 15 Lacs+	12,70,309 12 Lacs+	55%
72	BALWAN POONIA	HANUMANGARGH	BHADRA	CPI(M)	7,85,871	0	7,36,864	28,00,000 28 Lacs+	15,22,735 15 Lacs+	12,77,265 12 Lacs+	54%
73	MADAN DILAWAR	KOTA	RAMGANJ MANDI (SC)	BJP	8,06,581	2,42,572	4,73,248	28,00,000 28 Lacs+	15,22,401 15 Lacs+	12,77,599 12 Lacs+	54%
74	PHOOL SINGH MEENA	UDAIPUR	UDAIPUR RURAL (ST)	BJP	5,92,664	53,147	8,60,711	28,00,000 28 Lacs+	15,06,522 15 Lacs+	12,93,478 12 Lacs+	54%
75	MURARI LAL	DAUSA	DAUSA	INC	13,41,575	0	1,56,320	28,00,000 28 Lacs+	14,97,895 14 Lacs+	13,02,105 13 Lacs+	53%
76	MUKESH KUMAR BHAKAR	NAGAUR	LADNUN	INC	14,96,693	4,250	0	28,00,000 28 Lacs+	14,96,343 14 Lacs+	13,03,657 13 Lacs+	53%
77	RAMLAL JAT	BHILWARA	MANDAL	INC	9,59,999	3,54,943	1,78,610	28,00,000 28 Lacs+	14,94,252 14 Lacs+	13,05,748 13 Lacs+	53%

Data in this Kit is presented in good faith, with an intention to inform voters. MLAs' Election Expenditure affidavits from the CEO Website (<https://ceorajasthan.nic.in/>) is the source of this analysis. Website:- www.adrindia.org, www.myneta.info

S.No.	Name	District	Constituency	Party	Expenditure incurred by MLA			Expense Limit (Rs.)	Total expenses incurred (Rs.)	Difference between Total Expense incurred and Expense Limit (Rs.)	% of limit reached
					MLA/his election agent (Rs.)	By Political Party (Rs.)	Any other association/ body of persons/ individual (Rs.)				
78	VINOD KUMAR	HANUMANGARGH	HANUMANGARH	INC	5,85,182	10,032	1,22,373	28,00,000 28 Lacs+	14,93,574 14 Lacs+	13,06,426 13 Lacs+	53%
79	SACHIN PILOT	TONK	TONK	INC	8,81,446	4,89,400	1,11,050	28,00,000 28 Lacs+	14,81,896 14 Lacs+	13,18,104 13 Lacs+	53%
80	RAMLAL SHARMA	JAIPUR	CHOMU	BJP	10,16,162	0	4,62,998	28,00,000 28 Lacs+	**14,79,160 14 Lacs+	13,20,840 13 Lacs+	53%
81	PARSADI LAL	DAUSA	LALSOT (ST)	INC	10,86,217	0	3,82,547	28,00,000 28 Lacs+	14,68,764 14 Lacs+	13,31,236 13 Lacs+	52%
82	RAJENDRA RATHORE	CHURU	CHURU	BJP	14,28,375	27,500	0	28,00,000 28 Lacs+	14,55,875 14 Lacs+	13,44,125 13 Lacs+	52%
83	C. P. JOSHI	RAJSAMAND	NATHDWARA	INC	11,55,009	0	3,00,700	28,00,000 28 Lacs+	14,55,709 14 Lacs+	13,44,291 13 Lacs+	52%
84	MANISHA PANWAR	JODHPUR	JODHPUR	INC	0	15,19,780	0	28,00,000 28 Lacs+	14,54,580 14 Lacs+	13,45,420 13 Lacs+	52%
85	DHARMENDRA KUMAR	HANUMANGARGH	PILIBANGA (SC)	BJP	6,11,194	0	8,22,301	28,00,000 28 Lacs+	14,33,495 14 Lacs+	13,66,505 13 Lacs+	51%
86	VASUNDHARA RAJE	JHALAWAR	JHALRAPATAN	BJP	1,26,207	12,60,378	43,081	28,00,000 28 Lacs+	14,29,666 14 Lacs+	13,70,334 13 Lacs+	51%
87	DR.SUBHASH GARG	BHARATPUR	BHARATPUR	RLD	12,31,134	2,400	1,77,112	28,00,000 28 Lacs+	14,10,646 14 Lacs+	13,89,354 13 Lacs+	50%
88	RAJKUMAR ROAT	DUNGARPUR	CHORASI (ST)	Bhartiya Tribal Party	4,50,836	36,415	9,21,672	28,00,000 28 Lacs+	14,08,923 14 Lacs+	13,91,077 13 Lacs+	50%
89	RAJ KUMAR GAUR	GANGANAGAR	GANGANAGAR	IND	10,20,314	0	3,82,767	28,00,000 28 Lacs+	14,03,081 14 Lacs+	13,96,919 13 Lacs+	50%
90	HAMEER SINGH BHAYAL	BARMER	SIWANA	BJP	9,16,686	0	4,83,672	28,00,000 28 Lacs+	14,00,358 14 Lacs+	13,99,642 13 Lacs+	50%

Data in this Kit is presented in good faith, with an intention to inform voters. MLAs' Election Expenditure affidavits from the CEO Website (<https://ceorajasthan.nic.in/>) is the source of this analysis. Website:- www.adrindia.org, www.myneta.info

S.No.	Name	District	Constituency	Party	Expenditure incurred by MLA			Expense Limit (Rs.)	Total expenses incurred (Rs.)	Difference between Total Expense incurred and Expense Limit (Rs.)	% of limit reached
					MLA/his election agent (Rs.)	By Political Party (Rs.)	Any other association/ body of persons/ individual (Rs.)				
91	DR. RAJKUMAR SHARMA	JHUNJHUNU	NAWALGARH	INC	9,24,245	0	4,64,650	28,00,000 28 Lacs+	13,88,895 13 Lacs+	14,11,105 14 Lacs+	50%
92	DIVYA MADERNA	JODHPUR	OSIAN	INC	13,84,645	0	0	28,00,000 28 Lacs+	13,84,645 13 Lacs+	14,15,355 14 Lacs+	49%
93	HARISH CHOUDHARY	BARMER	BAYTOO	INC	10,97,696	0	3,10,696	28,00,000 28 Lacs+	13,84,390 13 Lacs+	14,15,610 14 Lacs+	49%
94	LALCHAND KATARIA	JAIPUR	JHOTWARA	INC	9,95,666	0	3,86,235	28,00,000 28 Lacs+	13,81,901 13 Lacs+	14,18,099 14 Lacs+	49%
95	PUSHPENDRA SINGH	PALI	BALI	BJP	13,80,993	0	0	28,00,000 28 Lacs+	**13,80,993 13 Lacs+	14,19,007 14 Lacs+	49%
96	RAMPRATAP KASNIYAN	GANGANAGAR	SURATGARH	BJP	7,52,625	3,74,003	2,47,955	28,00,000 28 Lacs+	13,74,584 13 Lacs+	14,25,416 14 Lacs+	49%
97	PANA CHAND MEGHWAL	BARAN	BARAN-ATRU (SC)	INC	12,37,853	0	1,34,084	28,00,000 28 Lacs+	13,71,937 13 Lacs+	14,28,063 14 Lacs+	49%
98	GULAB CHAND KATARIA	UDAIPUR	UDAIPUR	BJP	8,54,038	59,707	4,50,219	28,00,000 28 Lacs+	13,63,964 13 Lacs+	14,36,036 14 Lacs+	49%
99	GOPAL LAL SHARMA	BHILWARA	MANDALGARH	BJP	7,65,113	5,95,033	0	28,00,000 28 Lacs+	13,60,146 13 Lacs+	14,39,854 14 Lacs+	49%
100	JABBAR SINGH SANKHALA	BHILWARA	ASIND	BJP	5,48,407	4,83,330	3,15,653	28,00,000 28 Lacs+	13,47,390 13 Lacs+	14,52,610 14 Lacs+	48%
101	SIDDHI KUMARI	BIKANER	BIKANER EAST	BJP	6,75,557	3,32,739	3,34,000	28,00,000 28 Lacs+	13,42,296 13 Lacs+	14,57,704 14 Lacs+	48%
102	AVINASH	PALI	JAITARAN	BJP	9,08,131	1,06,150	3,19,000	28,00,000 28 Lacs+	13,33,281 13 Lacs+	14,66,719 14 Lacs+	48%
103	LALIT KUMAR OSTWAL	CHITTORGARH	BARI SADRI	BJP	13,14,050	0	0	28,00,000 28 Lacs+	13,14,050 13 Lacs+	14,85,950 14 Lacs+	47%

Data in this Kit is presented in good faith, with an intention to inform voters. MLAs' Election Expenditure affidavits from the CEO Website (<https://ceorajasthan.nic.in/>) is the source of this analysis. Website:- www.adrindia.org, www.myneta.info

S.No.	Name	District	Constituency	Party	Expenditure incurred by MLA			Expense Limit (Rs.)	Total expenses incurred (Rs.)	Difference between Total Expense incurred and Expense Limit (Rs.)	% of limit reached
					MLA/his election agent (Rs.)	By Political Party (Rs.)	Any other association/ body of persons/ individual (Rs.)				
104	DHARAMNARAYAN JOSHI	UDAIPUR	MAVLI	BJP	9,82,743	80,582	2,41,032	28,00,000 28 Lacs+	13,04,357 13 Lacs+	14,95,643 14 Lacs+	47%
105	PADMA RAM	BARMER	CHOHTAN (SC)	INC	12,89,315	0	0	28,00,000 28 Lacs+	12,89,315 12 Lacs+	15,10,685 15 Lacs+	46%
106	PRITHVIRAJ	KARAUJI	TODABHIM (ST)	INC	12,80,583	0	0	28,00,000 28 Lacs+	12,80,583 12 Lacs+	15,19,417 15 Lacs+	46%
107	GAJENDRA SINGH SHAKTAWAT	UDAIPUR	VALLABNAGAR	INC	12,00,064	20,150	56,545	28,00,000 28 Lacs+	12,76,759 12 Lacs+	15,23,241 15 Lacs+	46%
108	VIRENDRA SINGH	SIKAR	DANTARAMGARH	INC	9,05,176	3,960	3,64,725	28,00,000 28 Lacs+	12,73,861 12 Lacs+	15,26,139 15 Lacs+	45%
109	NARAYAN SINGH DEWAL	JALORE	RANIWARA	BJP	7,42,215	0	5,24,044	28,00,000 28 Lacs+	12,47,746 12 Lacs+	15,52,254 15 Lacs+	45%
110	ASHOK	BUNDI	HINDOLI	INC	10,65,241	0	1,65,330	28,00,000 28 Lacs+	12,30,572 12 Lacs+	15,69,428 15 Lacs+	44%
111	MEENA KANWAR	JODHPUR	SHERGARH	INC	9,18,088	11,968	3,00,276	28,00,000 28 Lacs+	12,30,332 12 Lacs+	15,69,668 15 Lacs+	44%
112	POORARAM CHOUDHARY	JALORE	BHINMAL	BJP	6,74,518	4,09,103	1,46,208	28,00,000 28 Lacs+	12,29,829 12 Lacs+	15,70,171 15 Lacs+	44%
113	SUKHRAM VISHNOI	JALORE	SANCHORE	INC	6,28,730	3,32,991	2,60,313	28,00,000 28 Lacs+	12,22,034 12 Lacs+	15,77,966 15 Lacs+	44%
114	SHOBHA CHAUHAN	PALI	SOJAT (SC)	BJP	10,51,362	1,66,794	0	28,00,000 28 Lacs+	12,18,156 12 Lacs+	15,81,844 15 Lacs+	44%
115	ASHOK	SAWAI MADHOPUR	KHANDAR (SC)	INC	11,15,134	0	94,440	28,00,000 28 Lacs+	12,09,574 12 Lacs+	15,90,426 15 Lacs+	43%
116	LAXMAN MEENA	JAIPUR	BASSI (ST)	IND	6,12,939	0	5,95,076	28,00,000 28 Lacs+	12,08,015 12 Lacs+	15,91,985 15 Lacs+	43%

Data in this Kit is presented in good faith, with an intention to inform voters. MLAs' Election Expenditure affidavits from the CEO Website (<https://ceorajasthan.nic.in/>) is the source of this analysis. Website:- www.adrindia.org, www.myneta.info

S.No.	Name	District	Constituency	Party	Expenditure incurred by MLA			Expense Limit (Rs.)	Total expenses incurred (Rs.)	Difference between Total Expense incurred and Expense Limit (Rs.)	% of limit reached
					MLA/his election agent (Rs.)	By Political Party (Rs.)	Any other association/ body of persons/ individual (Rs.)				
117	SHANKAR SINGH RAWAT	AJMER	BEAWAR	BJP	8,67,347	0	3,12,476	28,00,000 28 Lacs+	11,79,823 11 Lacs+	16,20,177 16 Lacs+	42%
118	ANJANA UDAILAL	CHITTORGARGH	NIMBAHERA	INC	9,25,493	1,00,797	1,40,241	28,00,000 28 Lacs+	11,66,331 11 Lacs+	16,33,669 16 Lacs+	42%
119	KALICHARAN SARAF	JAIPUR	MALVIYA NAGAR	BJP	7,01,640	80,300	3,84,230	28,00,000 28 Lacs+	11,66,170 11 Lacs+	16,33,830 16 Lacs+	42%
120	MAHADEO SINGH	SIKAR	KHANDELA	IND	7,56,632	0	3,80,472	28,00,000 28 Lacs+	11,37,104 11 Lacs+	16,62,896 16 Lacs+	41%
121	GOPI CHAND MEENA	BHILWARA	JHAZPUR	BJP	6,15,474	4,83,330	33,800	28,00,000 28 Lacs+	11,32,604 11 Lacs+	16,67,396 16 Lacs+	40%
122	BHAJAN LAL JATAV	BHARATPUR	WEIR (SC)	INC	11,21,603	6,200	3,888	28,00,000 28 Lacs+	11,31,691 11 Lacs+	16,68,309 16 Lacs+	40%
123	MAHENDRA VISHNOI	JODHPUR	LUNI	INC	6,64,062	0	4,47,326	28,00,000 28 Lacs+	11,11,388 11 Lacs+	16,88,612 16 Lacs+	40%
124	ROOPA RAM	NAGAUR	MAKRANA	BJP	10,10,861	0	2,59,248	28,00,000 28 Lacs+	11,09,699 11 Lacs+	16,90,301 16 Lacs+	40%
125	NARENDRA KUMAR	JHUNJHUNU	MANDAWA	BJP	8,54,935	38,000	2,06,000	28,00,000 28 Lacs+	10,98,935 10 Lacs+	17,01,065 17 Lacs+	39%
126	RAMNIWAS GAWRIYA	NAGAUR	PARBATSAR	INC	10,88,733	0	0	28,00,000 28 Lacs+	10,89,732 10 Lacs+	17,10,268 17 Lacs+	39%
127	ASHOK DOGRA	BUNDI	BUNDI	BJP	7,47,375	3,37,572	0	28,00,000 28 Lacs+	10,84,947 10 Lacs+	17,15,053 17 Lacs+	39%
128	CHANDRAKANTA MEGHWAL	BUNDI	KESHORAIPATAN (SC)	BJP	6,82,939	3,55,165	42,328	28,00,000 28 Lacs+	10,80,432 10 Lacs+	17,19,568 17 Lacs+	39%
129	HEMARAM CHOUDHARY	BARMER	GUDAMALANI	INC	7,51,884	3,20,403	0	28,00,000 28 Lacs+	10,72,287 10 Lacs+	17,27,713 17 Lacs+	38%

Data in this Kit is presented in good faith, with an intention to inform voters. MLAs' Election Expenditure affidavits from the CEO Website (<https://ceorajasthan.nic.in/>) is the source of this analysis. Website:- www.adrindia.org, www.myneta.info

S.No.	Name	District	Constituency	Party	Expenditure incurred by MLA			Expense Limit (Rs.)	Total expenses incurred (Rs.)	Difference between Total Expense incurred and Expense Limit (Rs.)	% of limit reached
					MLA/his election agent (Rs.)	By Political Party (Rs.)	Any other association/ body of persons/ individual (Rs.)				
130	NIRMALA SAHARIYA	BARAN	KISHANGANJ (ST)	INC	10,69,922	0	0	28,00,000 28 Lacs+	10,69,922 10 Lacs+	17,30,078 17 Lacs+	38%
131	MADAN PRAJAPAT	BARMER	PACHPADRA	INC	8,38,145	10,436	2,19,640	28,00,000 28 Lacs+	10,68,221 10 Lacs+	17,31,779 17 Lacs+	38%
132	AMAR SINGH	BHARATPUR	BAYANA (SC)	INC	5,29,650	5,26,963	0	28,00,000 28 Lacs+	10,56,613 10 Lacs+	17,43,387 17 Lacs+	38%
133	SHALE MOHAMMAD	JAISALMER	POKARAN	INC	1,69,345.06	1,30,000	7,51,703.75	28,00,000 28 Lacs+	10,51,048.81 10 Lacs+	17,48,951.19 17 Lacs+	38%
134	VASUDEV DEVNANI	AJMER	AJMER NORTH	BJP	7,51,537	2,54,261	37,844	28,00,000 28 Lacs+	10,43,643 10 Lacs+	17,56,357 17 Lacs+	37%
135	RAMSWAROOP LAMBA	AJMER	NASIRABAD	BJP	3,59,392	0	6,68,663	28,00,000 28 Lacs+	10,28,056 10 Lacs+	17,71,944 17 Lacs+	37%
136	ROHIT BOHRA	DHOLPUR	RAJAKHERA	INC	8,95,372	18,809	1,08,890	28,00,000 28 Lacs+	10,23,071 10 Lacs+	17,76,929 17 Lacs+	37%
137	SATISH POONIA	JAIPUR	AMBER	BJP	4,79,054	79,500	4,46,292	28,00,000 28 Lacs+	10,18,846 10 Lacs+	17,81,154 17 Lacs+	36%
138	SHAFIA ZUBAIR	ALWAR	RAMGARH	INC	9,87,771	0	2,921	28,00,000 28 Lacs+	9,90,693 9 Lacs+	18,09,307 18 Lacs+	35%
139	VISHVENDRA SINGH	BHARATPUR	DEEG KUMHER	INC	8,57,813	0	1,30,345	28,00,000 28 Lacs+	9,88,158 9 Lacs+	18,11,842 18 Lacs+	35%
140	VED PRAKASH SOLANKI	JAIPUR	CHAKSU (SC)	INC	9,82,105	0	0	28,00,000 28 Lacs+	9,82,105 9 Lacs+	18,17,895 18 Lacs+	35%
141	BHANWAR SINGH BHATI	BIKANER	KOLAYAT	INC	7,07,495	20,650	2,40,979	28,00,000 28 Lacs+	9,69,125 9 Lacs+	18,30,875 18 Lacs+	35%
142	KIRAN MAHESHWARI	RAJSAMAND	RAJSAMAND	BJP	25,000	0	9,34,697	28,00,000 28 Lacs+	9,59,697 9 Lacs+	18,40,303 18 Lacs+	34%

Data in this Kit is presented in good faith, with an intention to inform voters. MLAs' Election Expenditure affidavits from the CEO Website (<https://ceorajasthan.nic.in/>) is the source of this analysis. Website:- www.adrindia.org, www.myneta.info

S.No.	Name	District	Constituency	Party	Expenditure incurred by MLA			Expense Limit (Rs.)	Total expenses incurred (Rs.)	Difference between Total Expense incurred and Expense Limit (Rs.)	% of limit reached
					MLA/his election agent (Rs.)	By Political Party (Rs.)	Any other association/ body of persons/ individual (Rs.)				
143	PARASRAM MORDIA	SIKAR	DHOD (SC)	INC	3,04,405	18,360	6,35,844	28,00,000 28 Lacs+	9,58,609 9 Lacs+	18,41,391 18 Lacs+	34%
144	GIRDHARILAL	BIKANER	SHREE DUNGARGARH	CPI(M)	3,02,014	0	6,52,420	28,00,000 28 Lacs+	9,54,434 9 Lacs+	18,45,566 18 Lacs+	34%
145	RAMILA KHADIYA	BANSWARA	KUSHALGARH (ST)	IND	9,43,924	0	0	28,00,000 28 Lacs+	9,43,924 9 Lacs+	18,56,076 18 Lacs+	34%
146	RAMNARAYAN	KOTA	PIPALDA	INC	8,26,166	0	1,06,942	28,00,000 28 Lacs+	9,33,108 9 Lacs+	18,66,892 18 Lacs+	33%
147	KHUSHVEER SINGH	PALI	MARWAR JUNCITON	IND	9,30,992	0	0	28,00,000 28 Lacs+	9,30,992 9 Lacs+	18,69,008 18 Lacs+	33%
148	NARENDRA NAGAR	JHALAWAR	KHANPUR	BJP	8,36,740	82,748	0	28,00,000 28 Lacs+	9,19,488 9 Lacs+	18,80,512 18 Lacs+	33%
149	ARJUN LAL JINGAR	CHITTORGARGH	KAPASAN (SC)	BJP	3,18,958	3,55,256	2,28,526	28,00,000 28 Lacs+	9,02,740 9 Lacs+	18,97,260 18 Lacs+	32%
150	BABU LAL	UDAIPUR	JHADOL (ST)	BJP	5,11,496	85,513	3,01,882	28,00,000 28 Lacs+	8,98,891 8 Lacs+	19,01,109 19 Lacs+	32%
151	JOGINDER SINGH AWANA	BHARATPUR	NADBAI	BSP	5,30,836	2,02,742	1,65,298	28,00,000 28 Lacs+	8,98,876 8 Lacs+	19,01,124 19 Lacs+	32%
152	AMRIT LAL MEENA	UDAIPUR	SALUMBER (ST)	BJP	8,95,480	0	0	28,00,000 28 Lacs+	**8,95,480 8 Lacs+	19,04,520 19 Lacs+	32%
153	NIRMAL KUMAWAT	JAIPUR	PHULERA	BJP	2,50,014	1,78,560	4,46,938	28,00,000 28 Lacs+	8,75,512 8 Lacs+	19,24,488 19 Lacs+	31%
154	RAKESH PAREEK	AJMER	MASUDA	INC	8,69,637	0	0	28,00,000 28 Lacs+	8,69,637 8 Lacs+	19,30,363 19 Lacs+	31%
155	NARPAT SINGH RAJVI	JAIPUR	VIDHYADHAR NAGAR	BJP	1,61,527	79,500	6,22,575	28,00,000 28 Lacs+	8,63,602 8 Lacs+	19,36,398 19 Lacs+	31%

Data in this Kit is presented in good faith, with an intention to inform voters. MLAs' Election Expenditure affidavits from the CEO Website (<https://ceorajasthan.nic.in/>) is the source of this analysis. Website:- www.adrindia.org, www.myneta.info

S.No.	Name	District	Constituency	Party	Expenditure incurred by MLA			Expense Limit (Rs.)	Total expenses incurred (Rs.)	Difference between Total Expense incurred and Expense Limit (Rs.)	% of limit reached
					MLA/his election agent (Rs.)	By Political Party (Rs.)	Any other association/ body of persons/ individual (Rs.)				
156	BHANWARLAL SHARMA	CHURU	SARDARSHAHAR	INC	4,06,584	0	4,53,752	28,00,000 28 Lacs+	8,60,336 8 Lacs+	19,39,664 19 Lacs+	31%
157	PRATAP LAL BHEEL (GAMETI)	UDAIPUR	GOGUNDA (ST)	BJP	6,93,157	16,032	1,50,731	28,00,000 28 Lacs+	8,59,920 8 Lacs+	19,40,080 19 Lacs+	31%
158	SURESH SINGH RAWAT	AJMER	PUSHKAR	BJP	4,90,749	2,33,633	1,33,493	28,00,000 28 Lacs+	8,57,875 8 Lacs+	19,42,125 19 Lacs+	31%
159	SURESH TAK	AJMER	KISHANGARH	IND	6,24,948	0	2,31,260	28,00,000 28 Lacs+	8,56,208 8 Lacs+	19,43,792 19 Lacs+	31%
160	ANITA BHADEL	AJMER	AJMER SOUTH (SC)	BJP	5,58,714	2,51,183	34,298	28,00,000 28 Lacs+	8,44,196 8 Lacs+	19,55,804 19 Lacs+	30%
161	BRIJENDRA SINGH OLA	JHUNJHUNU	JHUNJHUNU	INC	8,43,054	0	0	28,00,000 28 Lacs+	8,43,054 8 Lacs+	19,56,946 19 Lacs+	30%
162	LAKHAN SINGH	KARAULI	KARAULI	BSP	8,17,713	0	0	28,00,000 28 Lacs+	8,17,713 8 Lacs+	19,82,287 19 Lacs+	29%
163	J.P. CHANDELIA	JHUNJHUNU	PILANI (SC)	INC	4,18,351	1,39,314	2,55,499	28,00,000 28 Lacs+	8,13,164 8 Lacs+	19,86,836 19 Lacs+	29%
164	BIDHURI RAJENDRA SINGH	CHITTORGARGH	BEGUN	INC	2,17,449	0	5,81,274	28,00,000 28 Lacs+	7,98,724 7 Lacs+	20,01,276 20 Lacs+	29%
165	MOHAN RAM CHOUDHARY	NAGAUR	NAGAUR	BJP	4,03,549	1,81,000	2,13,000	28,00,000 28 Lacs+	7,97,550 7 Lacs+	20,02,450 20 Lacs+	28%
166	KANTI PRASAD	ALWAR	THANAGAZI	IND	7,64,715	0	11,899	28,00,000 28 Lacs+	7,76,614 7 Lacs+	20,23,386 20 Lacs+	28%
167	BABULAL	ALWAR	KATHUMAR (SC)	INC	7,74,876	0	0	28,00,000 28 Lacs+	7,74,876 7 Lacs+	20,25,124 20 Lacs+	28%
168	WAJIB ALI	BHARATPUR	NAGAR	BSP	5,68,237	2,02,742	0	28,00,000 28 Lacs+	7,71,009 7 Lacs+	20,28,991 20 Lacs+	28%

Data in this Kit is presented in good faith, with an intention to inform voters. MLAs' Election Expenditure affidavits from the CEO Website (<https://ceorajasthan.nic.in/>) is the source of this analysis. Website:- www.adrindia.org, www.myneta.info

S.No.	Name	District	Constituency	Party	Expenditure incurred by MLA			Expense Limit (Rs.)	Total expenses incurred (Rs.)	Difference between Total Expense incurred and Expense Limit (Rs.)	% of limit reached
					MLA/his election agent (Rs.)	By Political Party (Rs.)	Any other association/ body of persons/ individual (Rs.)				
169	PUKHRAJ	JODHPUR	BHOPALGARH (SC)	Rashtriya Loktantrik Party	7,29,032	0	0	28,00,000 28 Lacs+	**7,29,032 7 Lacs+	20,70,968 20 Lacs+	26%
170	MANJEET DHARAMPAL CHOUDHARY	ALWAR	MUNDAWAR	BJP	4,69,050	2,57,346	0	28,00,000 28 Lacs+	7,26,396 7 Lacs+	20,73,604 20 Lacs+	26%
171	KANHIYA LAL	TONK	MALPURA	BJP	5,84,168	0	1,38,500	28,00,000 28 Lacs+	7,22,668 7 Lacs+	20,77,332 20 Lacs+	26%
172	GOVIND SINGH DOTASARA	SIKAR	LACHMANGARH	INC	3,65,037	11,790	3,42,948	28,00,000 28 Lacs+	7,19,775 7 Lacs+	20,80,225 20 Lacs+	26%
173	PABBA RAM	JODHPUR	PHALODI	BJP	5,94,264	96,579	0	28,00,000 28 Lacs+	6,90,843 6 Lacs+	21,09,157 21 Lacs+	25%
174	ALOK BENIWAL	JAIPUR	SHAHPURA	IND	3,19,517	0	3,70,070	28,00,000 28 Lacs+	6,89,587 6 Lacs+	21,10,413 21 Lacs+	25%
175	GOVIND PRASAD	JHALAWAR	MANOHAR THANA	BJP	6,85,587	0	0	28,00,000 28 Lacs+	6,85,587 6 Lacs+	21,14,413 21 Lacs+	24%
176	RAMESH CHAND MEENA	KARAUALI	SAPOTRA (ST)	INC	6,49,355	36,113	0	28,00,000 28 Lacs+	6,85,468 6 Lacs+	21,14,532 21 Lacs+	24%
177	TIKA RAM JULLY	ALWAR	ALWAR RURAL (SC)	INC	6,68,790	0	0	28,00,000 28 Lacs+	6,68,790 6 Lacs+	21,31,210 21 Lacs+	24%
178	CHETAN SINGH CHOUDHARY	NAGOUR	DEEDWANA	INC	6,64,441	0	0	28,00,000 28 Lacs+	6,64,441 6 Lacs+	21,35,559 21 Lacs+	24%
179	SURENDRA SINGH RATHORE	RAJSAMAND	KUMBHALGARH	BJP	5,52,572	28,020	69,744	28,00,000 28 Lacs+	6,50,336 6 Lacs+	21,49,664 21 Lacs+	23%
180	ZAHIDA KHAN	BHARATPUR	KAMAN	INC	5,80,120	0	57,800	28,00,000 28 Lacs+	6,37,920 6 Lacs+	21,62,080 21 Lacs+	23%
181	SUMIT GODARA	BIKANER	LUNKARANSAR	BJP	5,28,052	96,368	2,100	28,00,000 28 Lacs+	6,26,520 6 Lacs+	21,73,480 21 Lacs+	22%

Data in this Kit is presented in good faith, with an intention to inform voters. MLAs' Election Expenditure affidavits from the CEO Website (<https://ceorajasthan.nic.in/>) is the source of this analysis. Website:- www.adrindia.org, www.myneta.info

S.No.	Name	District	Constituency	Party	Expenditure incurred by MLA			Expense Limit (Rs.)	Total expenses incurred (Rs.)	Difference between Total Expense incurred and Expense Limit (Rs.)	% of limit reached
					MLA/his election agent (Rs.)	By Political Party (Rs.)	Any other association/ body of persons/ individual (Rs.)				
182	KALURAM	JHALAWAR	DAG (SC)	BJP	6,19,580	0	5,400	28,00,000 28 Lacs+	6,24,980 6 Lacs+	21,75,020 21 Lacs+	22%
183	VIJAYPAL MIRDHA	NAGAUR	DEGANA	INC	5,97,417	0	0	28,00,000 28 Lacs+	5,94,417 5 Lacs+	22,05,583 22 Lacs+	21%
184	GIRRAJ SINGH S/O Chhote Singh	DHOLPUR	BARI	INC	0	4,81,161	1,09,376	28,00,000 28 Lacs+	5,90,537 5 Lacs+	22,09,463 22 Lacs+	21%
185	DAYARAM PARMAR	UDAIPUR	KHERWARA (ST)	INC	5,89,955	0	0	28,00,000 28 Lacs+	5,89,955 5 Lacs+	22,10,045 22 Lacs+	21%
186	PRATAP SINGH	BARAN	CHHABRA	BJP	5,57,835	13,460	11,800	28,00,000 28 Lacs+	5,83,095 5 Lacs+	22,16,905 22 Lacs+	21%
187	OM PRAKASH HUDLA	DAUSA	MAHUWA	IND	2,83,370	0	2,99,225	28,00,000 28 Lacs+	5,82,595 5 Lacs+	22,17,405 22 Lacs+	21%
188	DEEPCHAND	ALWAR	KISHANGARH BAS	BSP	5,11,432	0	68,250	28,00,000 28 Lacs+	5,79,682 5 Lacs+	22,20,318 22 Lacs+	21%
189	INDRAJ SINGH GURJAR	JAIPUR	VIRATNAGAR	INC	2,83,230	0	2,81,300	28,00,000 28 Lacs+	5,64,530 5 Lacs+	22,35,470 22 Lacs+	20%
190	BALJEET YADAV	ALWAR	BEHROR	IND	5,44,235	0	0	28,00,000 28 Lacs+	5,44,235 5 Lacs+	22,55,765 22 Lacs+	19%
191	RAMKESH	SAWAI MADHOPUR	GANGAPUR	IND	5,05,889	0	28,752	28,00,000 28 Lacs+	5,34,641 5 Lacs+	22,65,359 22 Lacs+	19%
192	RAJENDRASINGH GUDHA	JHUNJHUNU	UDAIPURWATI	BSP	4,61,192	0	72,748	28,00,000 28 Lacs+	5,33,940 5 Lacs+	22,66,060 22 Lacs+	19%
193	MANJU DEVI	NAGAUR	JAYAL (SC)	INC	5,24,878	0	0	28,00,000 28 Lacs+	5,24,878 5 Lacs+	22,75,122 22 Lacs+	19%
194	SHAKUNTALA RAWAT	ALWAR	BANSUR	INC	5,07,608	0	0	28,00,000 28 Lacs+	5,07,608 5 Lacs+	22,92,392 22 Lacs+	18%

Data in this Kit is presented in good faith, with an intention to inform voters. MLAs' Election Expenditure affidavits from the CEO Website (<https://ceorajasthan.nic.in/>) is the source of this analysis. Website:- www.adrindia.org, www.myneta.info

S.No.	Name	District	Constituency	Party	Expenditure incurred by MLA			Expense Limit (Rs.)	Total expenses incurred (Rs.)	Difference between Total Expense incurred and Expense Limit (Rs.)	% of limit reached
					MLA/his election agent (Rs.)	By Political Party (Rs.)	Any other association/ body of persons/ individual (Rs.)				
195	SANDEEP KUMAR	ALWAR	TIJARA	BSP	4,86,145	0	0	28,00,000 28 Lacs+	4,86,145 4 Lacs+	23,13,855 23 Lacs+	17%
196	JOHARI LAL MEENA	ALWAR	RAJGARH LAXMANGARH(ST)	INC	3,56,913	0	15,860	28,00,000 28 Lacs+	3,72,773 3 Lacs+	24,27,227 24 Lacs+	13%
197	INDIRA DEVI	NAGPUR	MERTA (SC)	Rashtriya Loktantrik Party	2,99,232	0	0	28,00,000 28 Lacs+	3,41,024 3 Lacs+	24,58,976 24 Lacs+	12%
198	DEEPENDRA SINGH	SIKAR	SRIMADHOPUR	INC	1,93,612	0	1,08,650	28,00,000 28 Lacs+	3,02,262 3 Lacs+	24,97,738 24 Lacs+	11%
199	RAMPRASAD	DUNGARPUR	SAGWARA (ST)	Bhartiya Tribal Party	1,49,375	0	88,589	28,00,000 28 Lacs+	2,37,964 2 Lacs+	25,62,036 25 Lacs+	8%

Table 15: Election expenses declared by MLAs in Rajasthan Assembly Elections, 2018: Full Details

**on total expenses value indicates that the MLA has not provided the total in their affidavits, it has been calculated on the basis of details provided by them in the same

To Get Information About Candidates/Parties/MPs/MLAs/Corporators/PILs in courts

Give us missed call on: **8367797004**

Journalist Helpline no: **8010394248**

Subscribe to ADR on **WhatsApp**
for updates: **7840067840**

Visit: **www.myneta.info, www.adrindia.org**

Email: **adr@adrindia.org**

Send SMS: **Myneta <pincode or constituency>**
to 56263 or 9246022211

To contact ADR State Partners, visit:
<https://adrindia.org/about-adr/state-coordinators>

Social Media



[/myneta.info](https://www.facebook.com/myneta.info)



[/adrindia.org](https://www.facebook.com/adrindia.org)



[@adrspeaks](https://twitter.com/adrspeaks)



[/adrspeaks](https://www.instagram.com/adrspeaks)



[/adrspeaks](https://www.youtube.com/adrspeaks)

[in https://in.linkedin.com/company/association-of-democratic-reforms-adr-](https://in.linkedin.com/company/association-of-democratic-reforms-adr-)

Our Websites

www.adrindia.org

Provides detailed analytical reports of Lok Sabha, State Assemblies, local body elections & financial reports of political parties & ongoing PILs in courts

www.myneta.info

Provides full information of criminal cases, asset, liability and education details declared by candidates in the self sworn affidavits

Android Apps

Myneta: The criminal, financial, educational & other background information self declared by candidates in their affidavits during elections is now available on your mobile phones.

Election Watch Reporter: This app provides a tool to the citizens to capture violations of election related laws & the code of conduct.

Both the applications are available on Google Play Store

Office Address

Association for Democratic Reforms
T-95, CL House, Second Floor,
Near Gulmohar Commercial Complex, Gautam Nagar,
Landmark: Green Park Metro Station (GN exit),
New Delhi-110 049,
Tel.: 011- 41654200, Fax: 011 - 46094248

Contact Details

Rajasthan Election Watch

<p>Mr. Nikhil Dey +91-94140-04180 nikhildey@gmail.com</p>	<p>Mr. Kamal Tak +91-94134-57292 rajelection0@gmail.com, kamalrti@gmail.com</p>
---	--

National Election Watch/Association for Democratic Reforms

<p>Media and Journalist Helpline +91 80103 94248 Email: adr@adrindia.org</p>	<p>Maj.Gen. Anil Verma (Retd) Head National Election Watch, Association for Democratic Reforms 011 4165 4200, +91 88264 79910 adr@adrIndia.org, anilverma@adrindia.org</p>	<p>Prof Jagdeep Chhokar IIM Ahmedabad (Retd.) Founder Member, National Election Watch, Association for Democratic Reforms +91 99996 20944 jchhokar@gmail.com</p>	<p>Prof Trilochan Sastry IIM Bangalore Founder Member, National Election Watch, Association for Democratic Reforms +91 94483 53285 tsastry@gmail.com</p>
--	---	---	--

DISCLAIMER

All information about MLAs, in this report has been taken from the election expenditure statements filed by them and submitted to the Chief Electoral Officer, Rajasthan. **ADR does not add or subtract any information, unless the EC changes the data. In particular, no unverified information from any other source is used.** Copies of affidavits were obtained from the CEO's website (<https://ceorajasthan.nic.in/>) While all efforts have been made to ensure that the information is in keeping with what is mentioned in the election expenditure statements, in case of discrepancy between information in this report and that given in the election expenditure statements, the information reported in the election expenditure statements filed by MLAs should be treated as correct. Association for Democratic Reforms, Rajasthan Election Watch and their volunteers are not responsible or liable for any damage arising directly or indirectly from the publication of this report.

Data in this Kit is presented in good faith, with an intention to inform voters. MLAs' Election Expenditure affidavits from the CEO Website (<https://ceorajasthan.nic.in/>) is the source of this analysis. Website:- www.adrindia.org, www.myneta.info