

# ANALYSIS OF INCOME, EXPENDITURE AND DONATIONS RECEIVED BY MAJOR POLITICAL PARTIES OF MIZORAM

FY 2012-13

A Report by  
Association for Democratic Reforms  
&  
Mizoram Election Watch

Association for Democratic Reforms,  
T-95A, 3<sup>rd</sup> Floor, C.L. House,  
Gautam Nagar,  
New Delhi – 110 049  
Email: [adr@adrindia.org](mailto:adr@adrindia.org); Phone: 011-4165 4200

## Table of Contents

Analysis of Income, Expenditure and Donations Received by Major Political Parties of Mizoram – FY 2012-13 .....	3
Executive Summary .....	3
Recommendations of ADR.....	6
Total income of National Parties during FY 2012-13.....	7
Top sources of income of Mizoram’s Parties during FY 2012-13.....	7
Top items of expenditure of Mizoram’s Parties during FY 2012-13.....	9
Analysis of Voluntary Contributions received by Mizoram’s Parties .....	10
Total number of named donors who contributed to the National Parties from all over India .....	10
Top donors to National Parties during FY 2012-13 .....	10
Sector-wise donations to National Parties from all over India (FY 2012-13).....	11
Donors with details undeclared .....	12
Party-wise donations without declaration of PAN details.....	12
Donations without declaration of mode of payment.....	12
Top Donations to National Parties from all over India.....	13
Indian National Congress:.....	13
Bharatiya Janata Party:.....	14
Nationalist Congress Party:.....	17
Conclusion .....	17
Disclaimer .....	18
Contact Details.....	18

## Analysis of Income, Expenditure and Donations Received by Major Political Parties of Mizoram – FY 2012-13

This report, focuses on various sources of income and items of expenditure of political parties of Mizoram during the Financial Year 2012-13. The National Parties considered for this report include Indian National Congress (**INC**), Bharatiya Janata Party (**BJP**) and Nationalist Congress Party (**NCP**) and the regional parties of Mizoram include Mizo National Front (**MNF**), Zoram Nationalist Party (**ZNP**) and Mizoram People’s Conference (**MPC**).

### Executive Summary

The key observations drawn from the report are as under:

I. **Availability of IT Returns and donations reports of major political parties of Mizoram**

Party	IT Returns	Donations report
INC	Submitted to IT Dept.	Submitted to ECI
BJP		
NCP		
MNF	Not submitted to the IT Dept.	Not submitted to the ECI
MPC	RTI response awaited	
ZNP	Not submitted to the IT Dept.	

II. **Total income versus total expenditure of National Parties:** The total income and expenditure of political parties is calculated from their IT returns filed with the Income Tax Department annually.

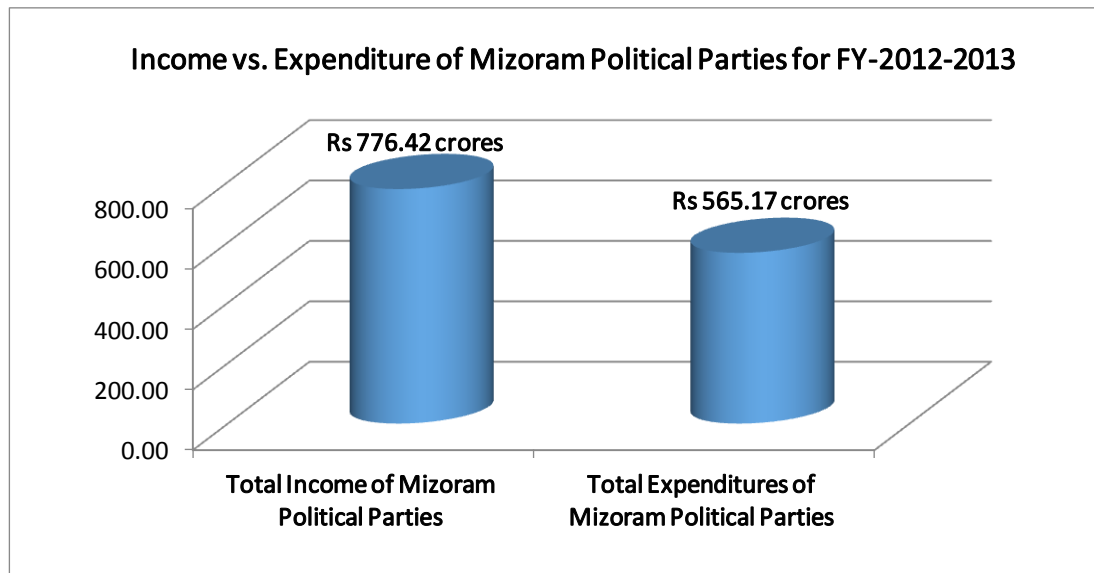


Chart: Income received and expenditure incurred by Mizoram Political Parties during FY 2012-13

III. **Total income of political parties of Mizoram from all over India:**

- **The total income of National Parties for FY 2012-13 was Rs. 776.42 crores.** INC declared the highest total income of Rs. 425.69 crores, followed by **BJP** with Rs. 324.16 crores and **NCP** a declared total income of Rs. 26.56 crores.
- **RTIs have been filed by ADR for the Income Tax returns of ZNP, MNF and MPC, and replies are awaited.**

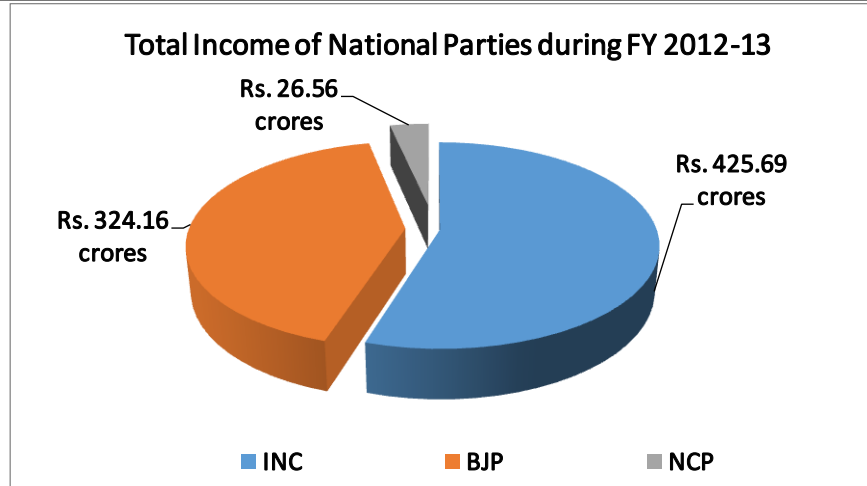


Chart: Total income of national political parties [FY 2012-13]

IV. **Number of donors contributing above Rs. 20,000 to Mizoram’s political parties from all over India (FY 2012-13)**

- The total amount of donations received above Rs. 20,000 by National Political Parties during FY 2012-13 is calculated from the donations report submitted to the Election Commission annually.
- The total donations above Rs. 20,000 declared were **Rs. 94.96 crores**, from **3646** donors.
- All three state parties of Mizoram, ZNP, MNF and MPC have not submitted their donations report to the ECI.

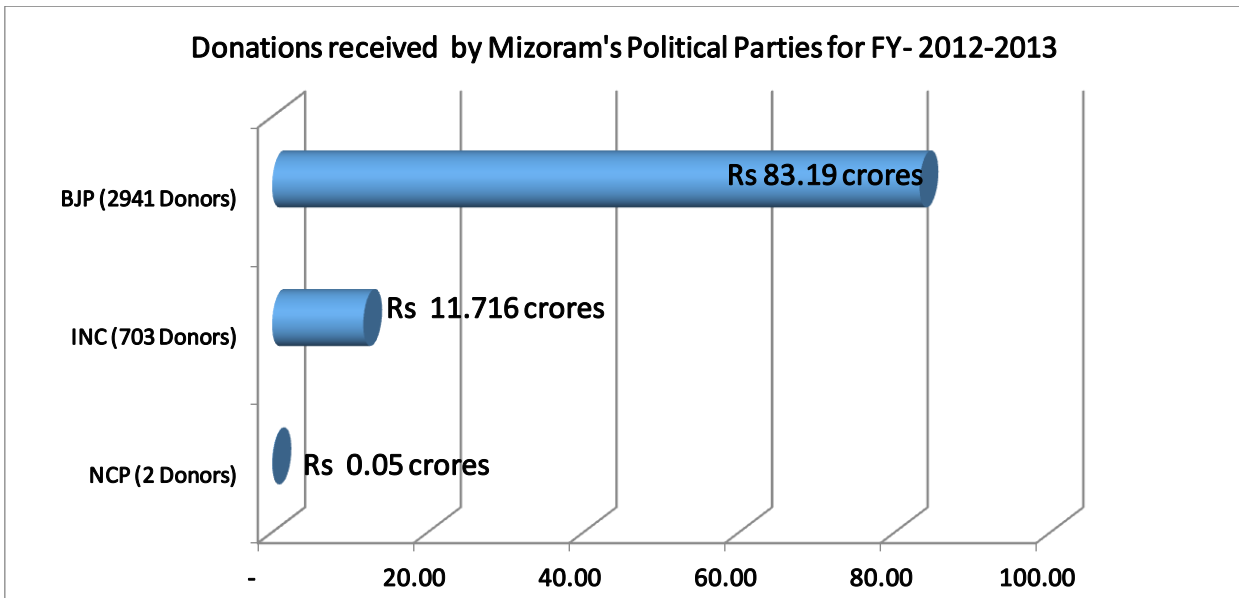


Chart: Donations received by Mizoram Political Parties during FY 2012-13 (Rs. In crores)

V. **Top corporate donors to National Parties**

- **INC:** Torrent Power Ltd. donated the maximum amount (**Rs. 3.50 crores**) followed by Torrent Pharmaceuticals (**Rs. 1.50 crores**) and Hyderabad Industries Ltd. (**Rs. 50 lakhs**).
- **BJP:** General Electoral Trust of the Aditya Birla Group donated the maximum amount (**Rs. 7.50 crores**), followed by Lodha Dwellers Pvt. Ltd. (**Rs. 6.99 crores**) and Torrent Power (**Rs. 6.57 crores**).

VI. **Undeclared Donors:**

- The name and address of a total of 43 donors who contributed Rs 29 lakhs to the National Parties is undeclared in the statements submitted by the parties. Thus, these donations above Rs. 20,000 **cannot be traced to any individual, organization or a trust.**
- Similarly, the address of a total of 654 donors contributing Rs. 10.79 crores to the Mizoram Parties has been left undeclared in the statements submitted by the parties.

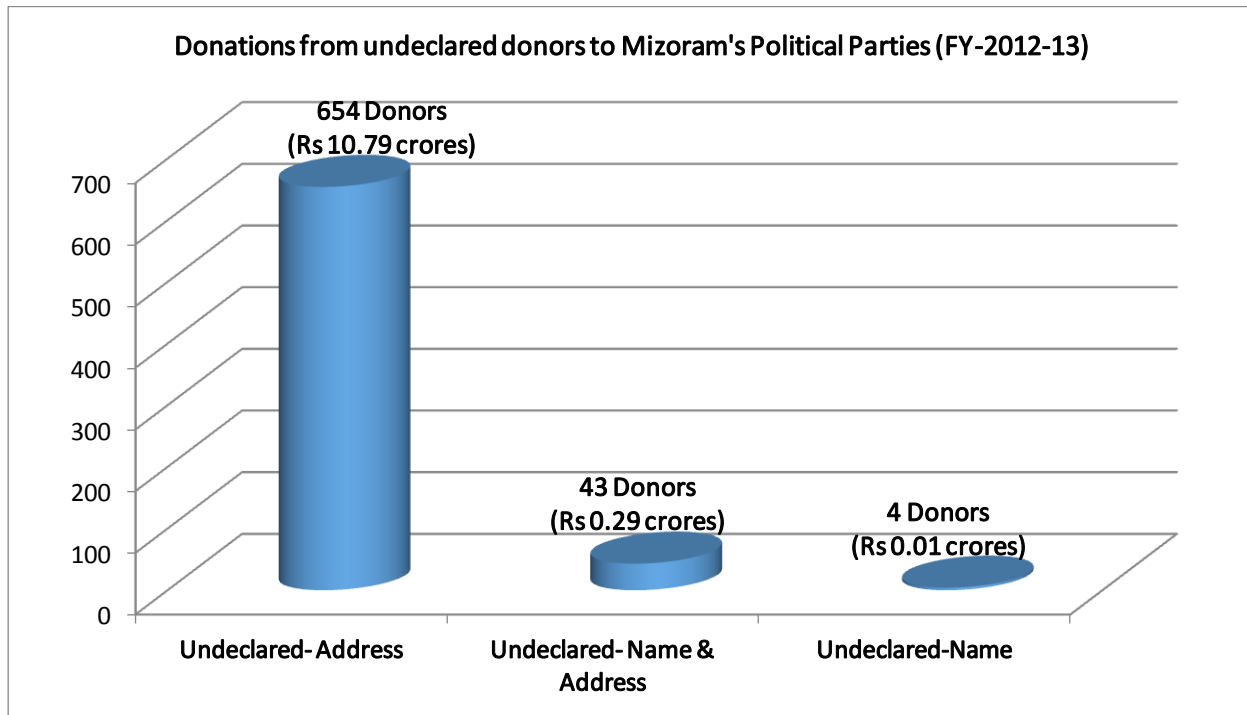


Chart: Details of donations from undeclared donors to Mizoram's Parties during FY 2012-13

VII. **Sector-wise donations**

- Corporate/business sector tops the list of contributions with 73% or Rs. 69.55 crores to the National Parties followed by individual donations with 15% or Rs. 14.31 crores.
- It is to be noted that 12% or Rs. 11.09 crores was donated by those donors whose names or addresses cannot be traced.

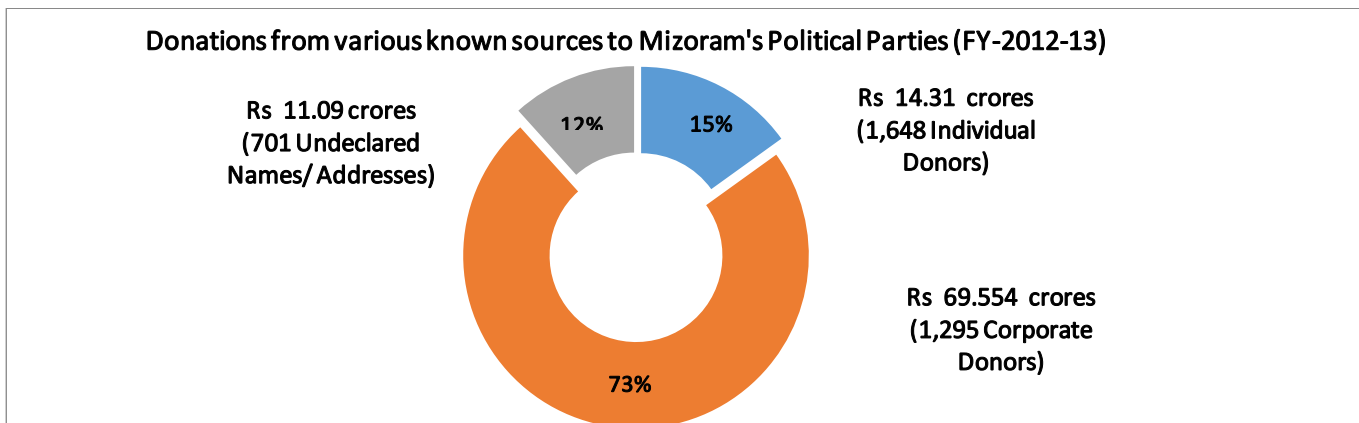


Chart: Donations above Rs 20,000 from various sources to Mizoram's Parties during FY 2012-13

VIII. **Donors who have not declared details of PAN:**

- A total of **2331 out of 3646 donors (64%)** contributing **Rs. 36.04 crores** to the National Parties **have not declared their PAN details** in the contribution form.
- BJP has listed the maximum number of donors (1670) who have not declared their PAN while contributing a total of Rs. 25.987 crores.

**Recommendations of ADR**

- The Supreme Court gave a judgment on September 13, 2013 declaring that no part of a candidate's affidavit should be left blank. Similarly, **no part of the Form 24A submitted by political parties providing details of donations above Rs 20,000 should be blank.**
- Full details of all **donors should be made available for public scrutiny under the RTI.** Some countries where this is done include Bhutan, Nepal, Germany, France, Italy, Brazil, Bulgaria, the US and Japan. In none of these countries is it possible for 75% of the source of funds to be unknown, but at present it is so in India.
- Details of donors who make **donations to the Electoral Trusts should be available in the public domain** for increasing transparency in funding of political parties.
- Any party which does not submit its donation statement to the ECI on or before 31st Oct **should be heavily penalized** and its income should not be tax-exempted. Strict action must also be taken against parties which do not file their IT returns.
- IT Returns of those parties not following the ICAI guidelines for auditing of reports should be scrutinized by the IT department.
- **The National and regional political parties must provide all information of their finances under the Right to Information Act.** This will strengthen political parties, elections and democracy.

## Analysis of Income, Expenditure and Donations Received by Major Political Parties of Mizoram – FY 2012-13

Political parties represent citizens of the country at various levels of the government, voice people's demands and concerns to the administrative and legislative machinery, and therefore serve as a link between citizens and the government.

Apart from collecting donations / voluntary contributions, it is seen from the IT Returns of political parties that a few parties are collecting funds by issuing coupons in lieu of receipts to donors for cash contributions. Being cash donations, it is difficult to establish the identity of the donor. It is possible that a lot of cash donations received, remain unaccounted for in the books of accounts as only those amounts would be recorded for which a receipt has been issued. Thus, it is imperative to have a strict regulatory mechanism wherein political parties have to report the correct quantum and the source of donations received.

By filing RTI applications, Association for Democratic Reforms (ADR) had obtained copies of the IT Returns and Assessment Orders of the National Parties and has analyzed the income and expenditure incurred during the Financial Year 2012-13.

### Total income of National Parties during FY 2012-13

- The income of political parties during FY 2012-13 is calculated from their IT returns filed annually with the Income Tax Department.
- The total income of INC was Rs. 425 crores while that of BJP was Rs. 324 crores in FY 2012-13.
- The least annual income was declared by NCP (Rs. 26 crores).

Party	INC	BJP	NCP
Total Income	Rs 425,68,99,823 (~ Rs 425 crores)	Rs 324,16,32,181 (~ Rs 324 crores)	Rs 26,56,67,570 (~ Rs 26 crores)
<b>Grand Total</b>	<b>Rs 776,41,99,574 (~ Rs 776 crores)</b>		

Table: Total income declared by Mizoram's Parties in their IT Returns during FY 2012-13

### Top sources of income of Mizoram's Parties during FY 2012-13

- From the table below, it can be noted that there is neither standardization nor consistency in the parties' declaration of their sources of funds.
- Of the major sources of income, sale of coupons has been listed by most of the major political parties. Income for INC from the sale of coupons/publication amounted to Rs. 312.24 crores (73.35% of total income) while NCP received Rs. 3.76 crores from the sale of coupons (14.16% of total income).
- Voluntary contributions and donations have been listed as the next major source of income by National Parties.
- Donations received by BJP amount to 83.76% of its total income.

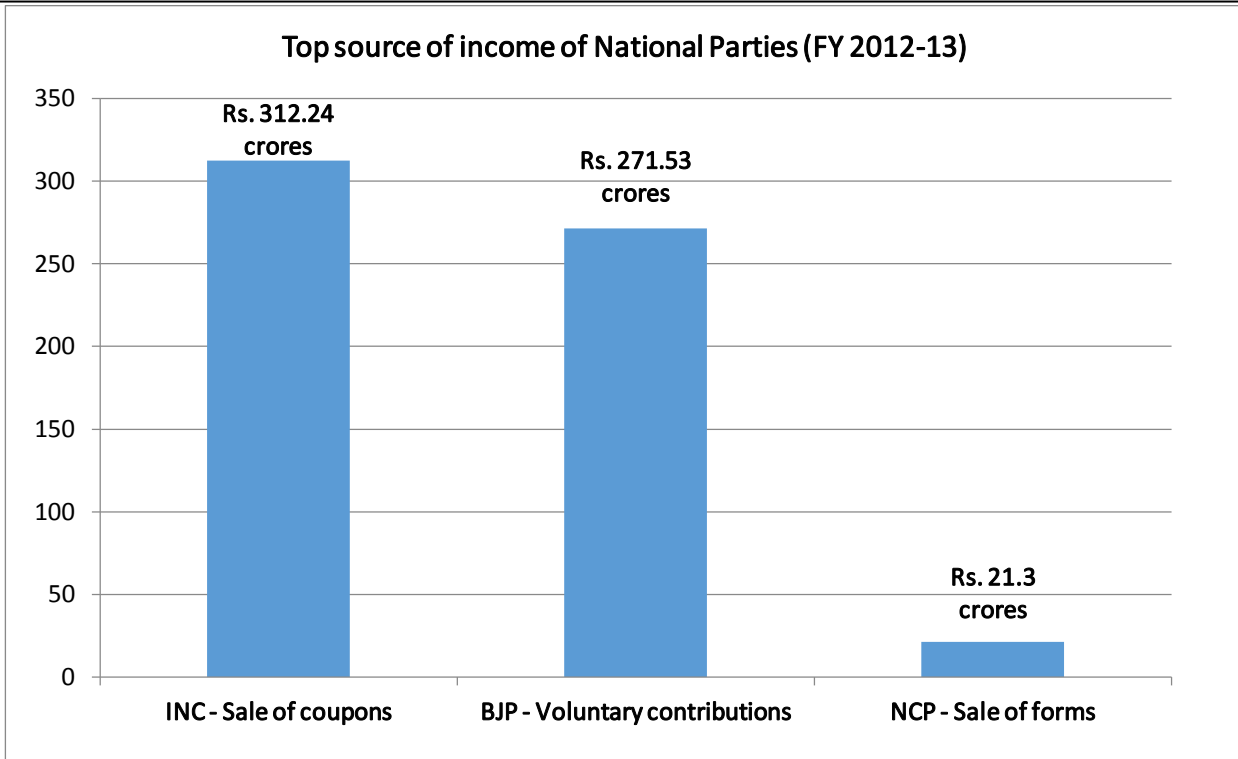


Chart: Top source of income of National Parties during FY 2012-13

Party	Total Income	Financial Year- 2012-2013		
		Top 3 Source of Income	Amount (Rs. in crores)	Share of Income
INC	Rs. 425.69 crores	Collection by issuing coupons/Sale of Publication	312.24	<b>73.35%</b>
		Grant/Donation/Contributions	69.9	16.42%
		Other Income	32.67	7.67%
		Others	10.86	2.55%
BJP	Rs. 324.16 crores	Voluntary Contributions	271.53	<b>83.76%</b>
		Interest From Banks	24.97	7.70%
		Membership fees	16.99	5.24%
		Others	10.67	3.29%
NCP	Rs. 26.56 crores	Sale of Forms & Purse Money	21.30	<b>80.18%</b>
		Coupon Receipts	3.76	14.16%
		Membership & Subscriptions	1.03	3.89%
		Others	0.47	1.77%

Table: Top three sources of income of Mizoram's Parties in their IT Returns during FY 2012-13



## Top items of expenditure of Mizoram's Parties during FY 2012-13

- The maximum expenditure for INC has been towards administrative and general expenses (Rs. 206.99 crores) followed by election expenditure (Rs. 89.95 crores) and employee cost (Rs. 10.63 crores).
- The maximum expenditure of BJP has been towards advertisement & publicity (Rs. 131.87 crores) followed by travelling (Rs. 36.62 crores) and meetings (Rs. 10.08 crores).
- It is to be noted that the parties do not segregate election expenditure from day-to-day expenditure thus IT returns lack clarity.
- It is seen from the percentage shares that **INC spent 65.89%** of its total expenditure of Rs. 314.16 crores on **administrative expenses** while both **BJP and NCP** spent the maximum **on advertisement and publicity**. BJP spent **59.03%** (Rs 131.87 crores) and **NCP spent 30.58%** (Rs 8.45 crores) advertisement and publicity

Party	Total Expenditure	Financial Year- 2012-2013		
		Top 3 Items of Expenditure	Amount (Rs. in crores)	% of Expenditure
INC	Rs. 314.16 crores	Administrative and General Expenses	206.99	<b>65.89%</b>
		Election Expenditure	89.95	28.63%
		Employee Cost	10.63	3.38%
		Others	6.58	2.10%
BJP	Rs. 223.38 crores	Advertisement & Publicity	131.87	<b>59.03%</b>
		Travelling	36.62	16.39%
		Meeting Expenses	10.08	4.51%
		Others	44.81	20.06%
NCP	Rs. 27.63 crores	Publicity & Advertisement	8.45	<b>30.58%</b>
		Rashtrawadi Welfare Expenses	4.84	17.52%
		Meeting Expenses	3.01	10.89%
		Others	11.33	41.01%

Table: Top three Items of expenditure of Mizoram's Parties in their IT Returns during FY 2012-13

## Analysis of Voluntary Contributions received by Mizoram's Parties

Political parties rely heavily on donations for contesting elections and running their daily affairs. They receive huge sums of money in the form of donations and contributions from corporate, trusts and individuals. Section 29C of the Representation of People Act, 1951 states that political parties submit details of contribution received in excess of Rs 20,000 from any person or a company to the ECI annually.

Named contributions seem to be very small i.e. single contributions above Rs. 20,000 seem to be very few in numbers for all the parties when compared with the total income of the party as declared in their IT Returns. While only 2.75% of total income of INC came from donations above Rs 20,000, the highest was for BJP which declared 25.66% of its total income from known sources of funding.

Party	Total Income (from IT Returns)	Total Voluntary Contributions	Named contributions above Rs 20,000 (known sources)	% share of funds from known sources in total income
INC	Rs 425.69 crores	Rs 69.9 crores	Rs 11.72 crores	2.75%
BJP	Rs 324.16 crores	Rs 271.53 crores	Rs 83.19 crores	25.66%
NCP	Rs 26.56 crores	Rs 5.32 lakhs	Rs 5 lakhs	18.83%
<b>Total</b>	<b>Rs 750.11 crores</b>	<b>Rs 341.48 crores</b>	<b>Rs 94.96 crores</b>	<b>12.66%</b>

### Total number of named donors who contributed to the National Parties from all over India

The number of named donors to National Parties from all over India (i.e. contributors who made donations above Rs. 20,000 which is to be mandatorily declared by political parties in their donations report) is remarkably low (only 12.66% of total income of the national parties). The graph below shows the number of contributors who have made donations above Rs. 20,000 during FY 2012-13.

(If a donor has made multiple contributions during FY 2012-13, each contribution has been individually counted. Hence, if a donor has donated twice, the number of contributors would be counted as 2).

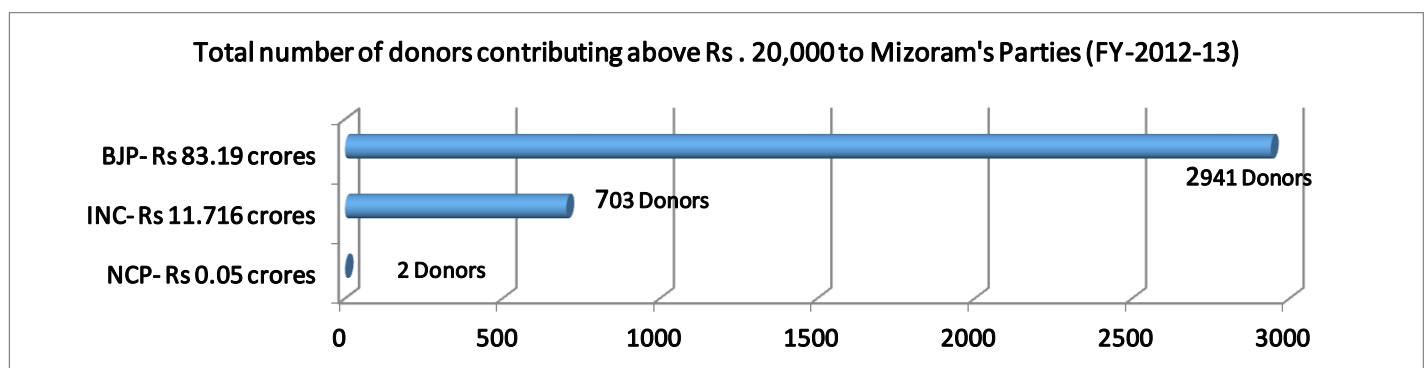


Table: Number of donors who made contributions above Rs. 20,000

### Top donors to National Parties during FY 2012-13

- Torrent Power was one of the major contributors to both INC and BJP who received a total of Rs. 3.50 crores and Rs. 6.57 crores respectively.

- Other top donors include Torrent Pharmaceuticals (INC – Rs. 1.50 crores), General Electoral Trusts (BJP- Rs. 7.50 crores) and Lodha Dwellers (BJP – Rs. 6.99 crores).

Party	Name of donor	Amount contributed
INC	Torrent Power Ltd	Rs. 3.50 crores
	Torrent Pharmaceuticals Ltd	Rs. 1.50 crores
	Hyderabad Industries Ltd (HIL)	Rs. 50 lakhs
BJP	General Electoral Trust	Rs. 7.50 crores
	Lodha Dwellers Pvt. Ltd	Rs. 6.99 crores
	Torrent Power	Rs. 6.57 crores
NCP	V.S. Gangadharan	Rs. 4.51 lakhs
	Krushibhushan Sahebrao Patil, MLA	Rs. 53 thousand

Table: Top donors to Mizoram's Parties during FY 2012-13

### Sector-wise donations to National Parties from all over India (FY 2012-13)

During the financial year 2012-13, out of a total of 3646 donors to the National Parties, 1296 donors belonged to the corporate/ business sector and donated 73% (Rs 69.55 crores) of the total donations received by the parties. 1,648 donors made individual donations amounting to Rs 14.31 crores or 15% of the total donations.

It is to be noted that a whopping **Rs 11.09 crores was donated by donors whose details are not completely declared in the donations statement.** There were 695 such donors listed in the donations report of the National Parties and formed 12% of the total voluntary contribution in above Rs. 20,000 categories. Only one donor '**M.S Corporation**' from **Udhana District, Surat** has not declared the contribution amount but declared that the payment was made through TMB Bank.

National Political Party	Corporate sector	Donations without names/ addresses	Individual Donations	Total
Total number of donors	1296	701	1648	3646
Total Donations	Rs 69.55 crores	Rs 11.09 crores	Rs 14.31 crores	Rs 94.96 crores

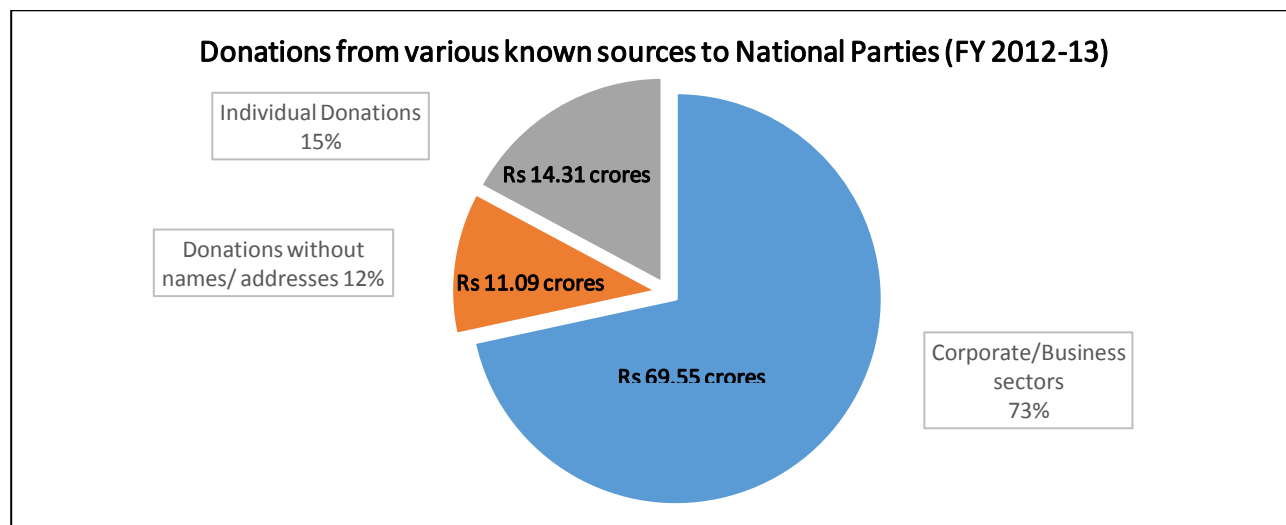


Chart: Donations from various known sources to National Parties during FY 2012-13

\*

## Donors with details undeclared

While analyzing the donations report submitted by the National Parties, it is seen that the names/ addresses of a total of 701 donors were not declared in the donations statement. The statements of **INC and NCP contained details of all donors to the parties.**

Address of 654 donors who contributed a total of Rs 10.79 crores was undeclared by BJP while the names of 4 donors who contributed a total of Rs 1.25 lakhs was undeclared by the BJP. It is to be noted that the

**name and address columns were left blank for 43 donations amounting to Rs 29 lakhs.** Thus these donations above Rs 20,000 cannot be traced to any individual, organization or a trust.

Undeclared details	Total Donors	Total Donations
Name & Address	43	Rs. 0.29 crores
Donors' Address	654	Rs. 10.79 crores
Donors' Name	4	Rs. 0.012 crores
<b>Total</b>	<b>701 donors</b>	<b>Rs. 11.09 crores</b>

## Party-wise donations without declaration of PAN details

Out of 3,646 donors, 2,331 (64%) have not declared their PAN details. BJP tops the list with 1,670 donors who donated Rs 25.987 crores but failed to declare their PAN details, followed by **INC with 661 donors** who donated **Rs 10.05 crores**. Thus, the PAN details of those donors who contributed Rs 36.04 crores have not been declared by the National Parties.

Party	PAN Card details - Undeclared	Total Donations
INC	661 donors	Rs 10.05 crores
BJP	1670 donors	Rs 25.987 crores

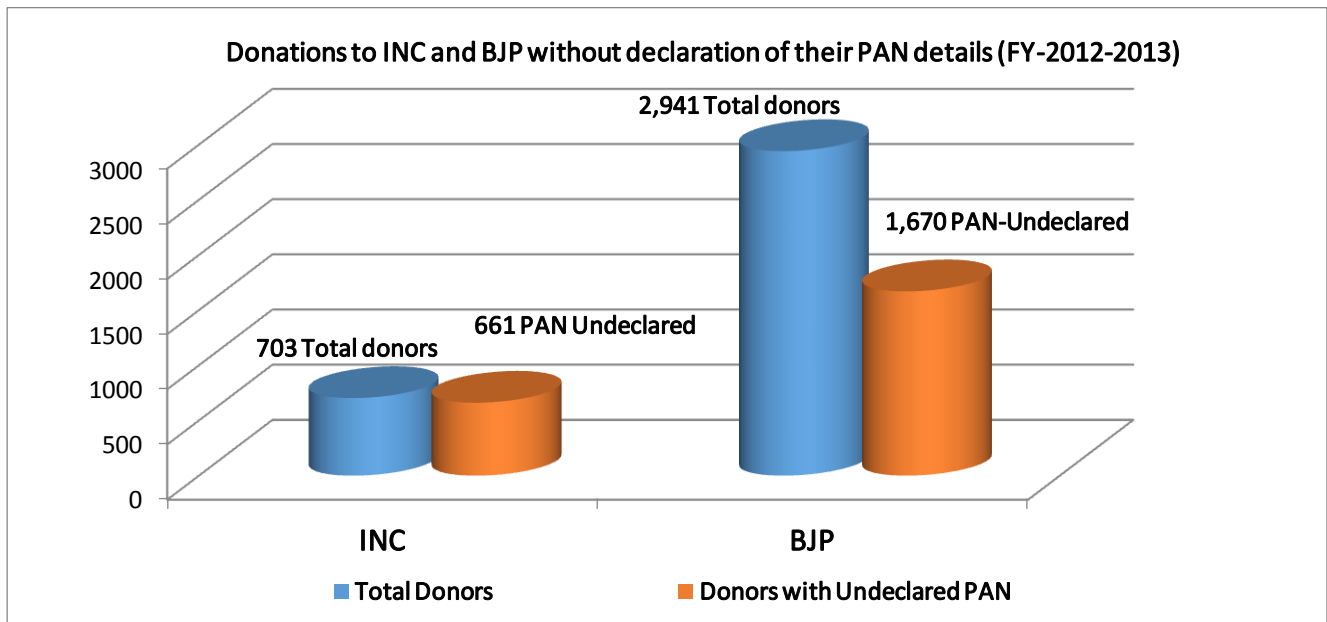


Chart: Donations to INC and BJP without declaration of their PAN details during FY 2012-13

## Donations without declaration of mode of payment

The mode of payment of donations above Rs. 20,000 is one of the columns to be filled at the time of submission of contributions report. But, it is seen from the analysis that the parties do not always declare the mode of payment of voluntary contributions by individuals/ corporates or business houses. While INC and NCP have declared the mode of payment of all their donations, **BJP lists 27 donations (Rs. 14.35 lakhs) without mentioning the mode of payment.**

## Top Donations to National Parties from all over India

This annexure lists the details of top donors to national political parties during FY 2012-13.

### Indian National Congress:

S. No.	Name	Complete Address of the Contributing Person/Company	Total Donation	Amount of Contribution (in Rs)	Mode of Contribution (Cheque /Demand Draft /Cash)
1	Torrent Power Ltd	Torrent House Off Ashram Road Ahmedabad - 380009 (Gujarat)	<b>Rs 3,50,00,000</b> (Rs 3.50 crores)	200,00,000	Ch.No. 704274/Dt. 25.09.2012, HDFC Bank Navrang Pura Ahmedabad
		Torrent House Off Ashram Road Ahmedabad - 380009 (Gujarat)		150,00,000	Ch.No. 704303/Dt. 04.10.2012, HDFC Bank Navrang Pura Ahmedabad
2	Torrent Pharmaceuticals Ltd	Torrent House Off Ashram Road Ahmedabad ( Gujarat)	<b>Rs 1,50,00,000</b> (Rs 1.50 crores)	150,00,000	Ch.No. 026418/Dt. 29.10.2012, ICICI Bank KMC House Opp. Parimal Garden Ahmedabad
3	Hyderabad Industries Ltd (HIL)	Sanathnagar Hyderabad Andhra Pradesh	<b>Rs 50,00,000</b> (Rs 50 lakhs)	50,00,000	Ch.No. 098411/ Dt.07.02.2013, HDFC Bank 6-1-73, GR And 3rd Floor Saeed Plaza, Lakdika Pul, Hyderabad AP
4	National Engineering Industries Ltd	Khatipura Road Jaipur Rajasthan	<b>Rs 50,00,000</b> (Rs 50 lakhs)	50,00,000	Ch.No. 043200/Dt. 07.02.2013, IDBI Bank, D-24, Durlabh Niwas Prithviraj Road Scheme, Jaipur Rajasthan
5	Bakeri Construction LLP	Sanskrit 1st Floor Nr. Old High Court Ashram Road Ahmedabad 380009	<b>Rs 25,00,000</b> (Rs 25 lakhs)	25,00,000	Ch.No. 556238/ Dt. 01.11.2012, The Kalupur Co.Op Bank Ltd Ashram Road Br.
6	Savvy Infrastructure Pvt Ltd	B-900, Shapat-IV, Opp Kamavati Club, S.G. Highway Ahmedabad 380015	<b>Rs 25,00,000</b> (Rs 25 lakhs)	25,00,000	Draft No. 924282/ Dt. 05.12.2012, Kotak Mahindra Bank Ltd Ahmedabad
7	Venus Infrastructure & Developers Pvt Ltd	801-802, Broadway Business Centre Opp, Mysor's Bunglow Law Garder Ellisbridge Ahmedabad	<b>Rs 25,00,000</b> (Rs 25 lakhs)	25,00,000	Ch.No. 673068/ Dt. 14.12.2012, Indian Bank Navarangpura Ahmedabad
8	Shri Vincent H.Pala	Dhanketi Shillong-793003	<b>Rs 10,38,000</b>	9,60,000	Ch.No. 226562/ Dt. 28.05.2012, HDFC Shillong
		21, Dr. Balwant Rai Mehta Lane New Delhi		54,000	Through Bank Transfer
		21, Dr. BR Mehta Lane, New Delhi		24,000	S.I. -SBI-PH
9	Shri Farsent Ch. Marak	Hawakhana Tura West Garo Hills	<b>Rs 10,00,000</b>	10,00,000	Cash
10	Shiv Victor K. Sangma	Upp. Chandamari Tura West Garo Hills	<b>Rs 10,00,000</b>	10,00,000	Cash
11	Shri Armstrong D. Shira	New Tura West Garo Hills	<b>Rs 10,00,000</b>	10,00,000	Cash
12	Shri Karmel Marak	Chandmari Tura West Garo Hills	<b>Rs 10,00,000</b>	10,00,000	Cash
13	Shri Jollen Marak	Rongkhon Sanggltal Tura Araimile West Garo Hills	<b>Rs 10,00,000</b>	10,00,000	Cash

S. No.	Name	Complete Address of the Contributing Person/Company	Total Donation	Amount of Contribution (in Rs)	Mode of Contribution (Cheque /Demand Draft /Cash)
14	Shri Danel Sangma	Burney Hills Tura West Garo Hills	<b>Rs 10,00,000</b>	10,00,000	Cash
15	Shri Honsen Lyngdoh	Barlk Lower Lachumiere Shillong-1	<b>Rs 10,00,000</b>	10,00,000	Cash
16	Shri Hamsel Shabong	Upp. Nongrim Hills Shillong-3	<b>Rs 10,00,000</b>	10,00,000	Cash
17	Kargil Holding Pvt Ltd	Nirma House, Ashram Road Ahmedabad	<b>Rs 10,00,000</b>	10,00,000	Ch.No. 772849/Dt. 10.11.2012, The Kalupur Co.Op Bank Ltd Ashram Road Br.
18	Kulgam Holding Pvt Ltd	Nirma House, Ashram Road Ahmedabad	<b>Rs 10,00,000</b>	10,00,000	Ch.No. 003722/ Dt. 10.11.2012, The Kalupur Co.Op Bank Ltd Ashram Road Br.
19	Banihal Holding Pvt Ltd	Nirma House, Ashram Road Ahmedabad	<b>Rs 10,00,000</b>	10,00,000	Ch.No. 772960/ Dt. 10.11.2012, The Kalupur Co.Op Bank Ltd Ashram Road Br.
20	Leh Holding Pvt Ltd	Nirma House, Ashram Road Ahmedabad	<b>Rs 10,00,000</b>	10,00,000	Ch.No. 772557/Dt. 10.11.2012, The Kalupur Co.Op Bank Ltd Ashram Road Br.

**Table: Top 20 named contributors donating above Rs 20,000 to INC during FY 2012-13 from all over India**

### Bharatiya Janata Party:

S. No	Name	Complete Address of the Contributing Person/Company	Total Donation	Amount of Contribution (in Rs.)	Mode of Contribution (Cheque /Demand Draft /Cash)
1	General Electoral Trust	ESS B-4, Aditya Birla Centre, S. K. Ahire Marg, Worli, Mumbai-400030	<b>Rs 7,50,00,000 (Rs 7.50 crores)</b>	500,00,000	103979, HDFC Bank, Warli Branches
		Mumbai		150,00,000	203978, HDFC
		JebLint Life Science Ltd, I-A, Sector 16A, Noida- 201301		100,00,000	428418, Punjab National Bank
2	Lodha Dwellers Pvt Ltd	Lodha Excelus M.M. Marg Mahalaxmi Mumbai-400011	<b>Rs 699,00,000 (Rs 6.99 crores)</b>	99,00,000	062888, Kotak Mahindra Bank
		Lodha Excelus M.M. Marg Mahalaxmi Mumbai-400011		70,00,000	219805, HDFC
		216, Saha and Nahar Industrial Estate, Dr. E. Moses Road, Worli Mumbai-400018		50,00,000	001501, Kotak Mahendra Bank Ltd., 5C/11, Mital Courte Nariman Point Mumbai
		216, Saha and Nahar Industrial Estate, Dr. E. Moses Road, Worli Mumbai-400018		50,00,000	001502, Kotak Mahendra Bank Ltd., 5C/11, Mital Courte Nariman Point Mumbai
		216, Saha and Nahar Industrial Estate, Dr. E. Moses Road, Worli Mumbai-400018		50,00,000	001503, Kotak Mahendra Bank Ltd., 5C/11, Mital Courte Nariman Point Mumbai
		216, Saha and Nahar Industrial Estate, Dr. E. Moses Road, Worli Mumbai-400018		50,00,000	001504, Kotak Mahendra Bank Ltd., 5C/11, Mital Courte Nariman Point Mumbai

S. No	Name	Complete Address of the Contributing Person/Company	Total Donation	Amount of Contribution (in Rs.)	Mode of Contribution (Cheque /Demand Draft /Cash)
		216, Saha and Nahar Industrial Estate, Dr. E. Moses Road, Worli Mumbai-400018		30,00,000	045372, Kotak Mahendra Bank, Nariman Point Branch
		216, Saha and Nahar Industrial Estate, Dr. E. Moses Road, Worli Mumbai-400018		30,00,000	048561, Kotak Mahendra Bank, Nariman Point Branch
		216, Saha and Nahar Industrial Estate, Dr. E. Moses Road, Worli Mumbai-400018		30,00,000	041248, Kotak Mahendra Bank, Nariman Point Branch
		216, Saha and Nahar Industrial Estate, Dr. E. Moses Road, Worli Mumbai-400018		30,00,000	051951, Kotak Mahendra Bank, Nariman Point Branch
		216, Saha and Nahar Industrial Estate, Dr. E. Moses Road, Worli Mumbai-400018		30,00,000	053010, Kotak Mahendra Bank, Nariman Point Branch
		216, Saha and Nahar Industrial Estate, Dr. E. Moses Road, Worli Mumbai-400018		30,00,000	055089, Kotak Mahendra Bank, Nariman Point Branch
		216, Saha and Nahar Industrial Estate, Dr. E. Moses Road, Worli Mumbai-400018		30,00,000	058199, Kotak Mahendra Bank, Nariman Point Branch
		216, Saha and Nahar Industrial Estate, Dr. E. Moses Road, Worli Mumbai-400018		30,00,000	061838, Kotak Mahendra Bank, Nariman Point Branch
		216, Saha and Nahar Industrial Estate, Dr. E. Moses Road, Worli Mumbai-400018		30,00,000	066714, Kotak Mahendra Bank, Nariman Point Branch
		216, Saha and Nahar Industrial Estate, Dr. E. Moses Road, Worli Mumbai-400018		30,00,000	065894, Kotak Mahendra Bank, Nariman Point Branch
		216, Saha and Nahar Industrial Estate, Dr. E. Moses Road, Worli Mumbai-400018		30,00,000	070382, Kotak Mahendra Bank, Nariman Point Branch
3	Torrent Power Ltd	Torrent House Off, Ashram Road Ahmedabad-9	<b>Rs 657,50,000</b> <b>(~Rs 6.57 crores)</b>	200,00,000	704269, HDFC
		Torrent House Off Ashram Road Ahmedabad -9		200,00,000	704431, HDFC
		Torrent House Off, Ashram Road Ahmedabad-9		150,00,000	704302, HDFC
		Torrent House Off Ashram Road Ahmedabad -9		100,00,000	704499, HDFC
		Ahmedabad		7,50,000	704066, HDFC Bank



S. No	Name	Complete Address of the Contributing Person/Company	Total Donation	Amount of Contribution (in Rs.)	Mode of Contribution (Cheque /Demand Draft /Cash)
4	Public & Political Awareness Trust	1/1/2, Chinchapada, Sil Vassa- 396230(D&NH)	<b>Rs 500,00,000 (Rs 5 crores)</b>	500,00,000	763226, HDFC
5	Torrent Pharmaceuticals Ltd	Torrent House Off Ashram Road Ahmedabad- 9	<b>Rs 200,00,000 (Rs 2 crores)</b>	150,00,000	026417, ICICI Bank
		Torrent House Off Ashram Road Ahmedabad- 9		50,00,000	005586, Citi Bank
6	Zydus Animal Health Ltd	5th Floor Astron Tech Park Satellite Cross Road Ahmedabad -380015	<b>Rs 150,00,000 (Rs 1.50 crores)</b>	150,00,000	052750, ICICI Bank
7	Infina Finance Pvt Ltd		<b>Rs 100,00,000 (Rs 1 crore)</b>	100,00,000	3988, Kotak Mahindra Bank
8	Vivek Enterprises	Lodha Excelus M.M. Marg Mahalaxmi Mumbai-400011	<b>100,00,000</b>	100,00,000	004007, Kotak Mahindra Bank
9	Zydus Wellness Ltd	Zydus Wellneww Ltd, Zydus Tower Satellite Cross Road Ahmedabad 380015	<b>100,00,000</b>	100,00,000	901983, Bank of Baroda
10	Venus Infrastructure and Developers Pvt Ltd	801, Broadway Business Center Opp. Mayor's Bungalow Law Garden Ellisbridge Ahmedabad- 6	<b>100,00,000</b>	100,00,000	673055, Indian Bank
11	Macrotech Constructions Pvt Ltd	Lodha Excelus M.M. Marg Mahalaxmi Mumbai-400011	<b>98,00,000</b>	98,00,000	012104, Kotak Mahindra Bank
12	Microtec Constructions Pvt Ltd	Lodha Excelus M.M. Marg Mahalaxmi Mumbai-400011	<b>70,00,000</b>	70,00,000	001081, Kotak Mahindra Bank
13	Suryakrupa Farms And Constn Pvt Ltd	Lodha Excelus M.M. Marg Mahalaxmi Mumbai-400011	<b>63,00,000</b>	63,00,000	012584, HDFC
14	Saumya Construction Pvt Ltd	1st Floor Aditya Near Khadayta Colony Ellisbridge Ahmedabad -380006	<b>60,00,000</b>	60,00,000	006481, Kotak Mahindra Bank
15	Cadila Healthcare Ltd	Zydus Tower Satellite Cross Road Ahmedabad 380015	<b>60,00,000</b>	60,00,000	266944, IDBI Bank
16	Safal Developers		<b>51,21,000</b>	51,00,000	150578, ICICI Bank
				21,000	154416, ICICI Bank
17	Smt. Meenaben Nareshbhai Shah	Abhishek House, Kadampali Society Nanpura Surat 3952001	<b>51,00,000</b>	51,00,000	000300, Bank of Baroda
18	HIL Ltd.	Sanathnagar Hyderabad - 500018	<b>50,00,000</b>	50,00,000	412863, HSBC
19	National Engineering Industries Ltd	Khatipura Road Jaipur - 302006	<b>50,00,000</b>	50,00,000	42850, IDBI
20	Bakeri Construction LLP	Sanskrit Near Old High Court Off Ashram Road Ahmedabad-380009	<b>50,00,000</b>	50,00,000	556239, The Kalupur Commer
21	Gannon Dunkerley & co. Ltd	301-303, Prerna Arcade,3rd Floor, Opp. Doctor House Nr. Parimal Crossing, C.G. Road	<b>50,00,000</b>	50,00,000	381955, ICICI Bank



S. No	Name	Complete Address of the Contributing Person/Company	Total Donation	Amount of Contribution (in Rs.)	Mode of Contribution (Cheque /Demand Draft /Cash)
		Ahmedabad -380006			
22	Rare Enterprises	151, Nariman Bhavan, Nariman Point Mumbai-400021	50,00,000	50,00,000	683225, Citi Bank
23	Sai Infosystem India Ltd	Saicare Super Plaza Vastrapur Ahmedabad	50,00,000	50,00,000	003544, IDBI Bank
24	Nirma Ltd	Nirma House Ashram Road Ahmedabad	50,00,000	50,00,000	129651, Bank of Baroda
25	Shri Devraj Indrastructure Ltd	302, shreyas Complex Nr. Dines Hali Navarangpura Ahmedabad	50,00,000	50,00,000	438283, The Kalupur Commercial Co.Op. Bank
26	Shri Sainath Enterprises	216, Saha and Nahar Industrial Estate, Dr. E. Moses Road, Worli Mumbai-400018	50,00,000	50,00,000	003659, Kotak Mahendra Bank, Nariman Point Branch

Table: Top named contributors donating above Rs 20,000 to BJP during FY 2012-13 from all over India

### Nationalist Congress Party:

S. No	Name	Complete Address of the Contributing Person/Company	Amount of Contribution (in Rs.)	Mode of Contribution (Cheque /Demand Draft /Cash)
1	Shri V S Gangadharan	Unit no. 29/30, Ganga Industries Estate P.L. Lokhande Marg, Chembur, Mumbai - 400089	4,51,000	Cash, 24-01-2013
2	Shri Krushibhushan Sahebrao Patil, MLA, Amainer	Dist Jalgaon	53,000	Cheque no. 036499 dated 19-07-2012, drawn on SBI, Mumbai

Table: Top named contributors donating above Rs 20,000 to NCP during FY 2012-13 from all over India

## Conclusion

To ensure that there is **financial transparency and accountability** on the part of the political parties, there must be a strict mechanism for reporting financial information. The **procedures and reporting framework** must be **standardized** to ensure that a true picture of the financial position of political parties is revealed to the general public. **Institute of Chartered Accounts of India (ICAI)** has put forward a set of recommendations on the request of the Election Commission of India (ECI). These recommendations relate to a standardized and **comprehensive reporting framework of financial statements of political parties**. ADR feels that there is a dire need for these recommendations to be implemented at the earliest.

## Disclaimer

Source for the data used in the report are the Contribution Statements submitted by the political parties to the Election Commission of India. These can be accessed from [http://eci.nic.in/eci\\_main1/PolPar/ContributionReports.aspx](http://eci.nic.in/eci_main1/PolPar/ContributionReports.aspx) and their IT Returns which can be accessed from [myneta.info/party](http://myneta.info/party).

While all effort has been made to ensure that the information is in keeping with what is mentioned in the statements submitted by the political parties, in case of discrepancy between information in this report and that given in their statements, the information reported by the political parties should be treated as correct. Association for Democratic Reforms, National Election Watch and their volunteers are not responsible or liable for any damage arising directly or indirectly from the publication of this report.

## Contact Details

Mr. Vanlalruata Mizoram State Co-ordinator  +91 98633 73928 ruataprism@gmail.com	Media and Journalist Helpline  +91 80103 94248 Email: <a href="mailto:adr@adrindia.org">adr@adrindia.org</a>	Maj. Gen (Retd.) Anil Verma Head National Election Watch, and Association for Democratic Reforms +91 11 4165 4200 +91 88264 79910 <a href="mailto:anilverma@adrindia.org">anilverma@adrindia.org</a>	Prof Jagdeep Chhokar IIM Ahmedabad Founder Member National Election Watch, Association for Democratic Reforms +91 99996 20944 <a href="mailto:jchhokar@gmail.com">jchhokar@gmail.com</a>	Prof Trilochan Sastry IIM Bangalore Founder Member, National Election Watch, Association for Democratic Reforms +91 94483 53285 <a href="mailto:trilochans@iimb.ernet.in">trilochans@iimb.ernet.in</a>
--	---	--	--	--