

21st March, 2023

Press Release

Nagaland Assembly Elections 2023

Analysis of Vote Share and Margin of Victory of Winners

Association for Democratic Reforms

T-95, C.L. House, 2nd Floor,
Near Gulmohar Commercial Complex
Gautam Nagar,
New Delhi-110 049
Phone: +91-011-4165-4200
Fax: +91-11-46094248
Email: adr@adrindia.org

To report any electoral violations and malpractices during elections download the Election Watch Reporter (Android App)

https://play.google.com/store/apps/details?id=com.webrosoft.election_watch_reporter

Contents

Summary and Highlights	3
Vote Share of Winner	5
Margin of Victory for Winners	8
Performance of Re-elected Winners in Nagaland Assembly Elections, 2023	11
Details of NOTA	12
Vote Share and Margin of Victory of Winners in Nagaland Assembly Elections 2023	14
Donate to ADR	20
DISCLAIMER	22

Summary and Highlights

Association for Democratic Reforms and Nagaland Election Watch have analysed the vote share for the **59** constituencies in the Nagaland Assembly Elections, 2023. Data for vote share for Akuluto (ST) constituency is not available due to BJP candidate Kazheto winning the election unopposed.

Vote Share of Winners

- The winners of the Nagaland State Assembly elections, **2023** won by an average of **54 %** of total votes polled. In the **2018** elections winners won by an average of **49 %** of total votes polled.
- **46(78%)** winners won with **50%** and above of the total votes polled in their constituency.
- **13(22%)** winners won with less than **50%** of the total votes polled in their constituency.
- The **2** winners with declared criminal cases have won with a vote share of **50% and above**.
- **39(76%)** out of **51** crorepati winners have won with a vote share of **50% and above**.

Margin of Victory

- **11** winners have won with margin of victory of less than **500** votes.
- **6** winners have won with more than **40%** margin of victory.

Winners with Declared Criminal Cases and their Margin of Victory:

- The **2** winners with declared criminal cases have won against a runner up with a clean background.
- Among these **2** winners, **1** winner has won with more than **10%** margin of victory.
- **A. Pangjung Jamir (BJP)** from **Tuli (ST)** Constituency won with **17.16%** margin of victory.

Crorepati Winners and their Margin of Victory:

- **12** out of **51** crorepati winners have won against a non-crorepati runners up.
- Among these **12** winners, **3** winners have won with more than **40 %** margin of victory.
- Among these, **Neiphu Rio (NDPP)** from **Northern Angami-II (ST)** constituency won with **86%** margin of victory.

Performance of Women Winners

- Among the **59** winners, **2** are women.
- The **2** women winners have won with less than **10%** margin of victory.
- Among the women winners, **Salhoutuonuo Kruse (NDPP)** from **Western Angami (ST)** Constituency has won with the highest vote share, i.e. **50%** in her constituency and **0.05%** margin of victory.

Performance of Re-elected Winners

- Out of total **22** re-elected winners, none have won with less than **20%** of vote share in their respective constituencies. **17(77%)** have won with more than **50%** of vote share.
- **6(27%)** re-elected winners have won with less than **10%** margin of victory whereas **4** have won with more than **50%** margin of victory.

NOTA

- The NOTA button instated by the ECI in 2013 gave the voters an option of rejecting all the candidates in their constituency. Out of **11, 44,709** votes polled in Nagaland Assembly, 2023, **3,508 (0.31%)** were polled for NOTA.

Vote Share of Winner

The percentage of vote share was calculated by dividing the votes polled for the winner by the total number of valid votes polled. The value of vote share represents votes won by the winning candidates among the total number of valid votes polled.

$$\text{Votes Share} = \frac{(\text{Total Votes Polled for Winner})}{(\text{Total No. of Valid Votes Polled})}$$

The winners of the Nagaland State Assembly elections, **2023** won by an average of **54 %** of total votes polled. In the **2018** elections winners won by an average of **49%** of total votes polled.

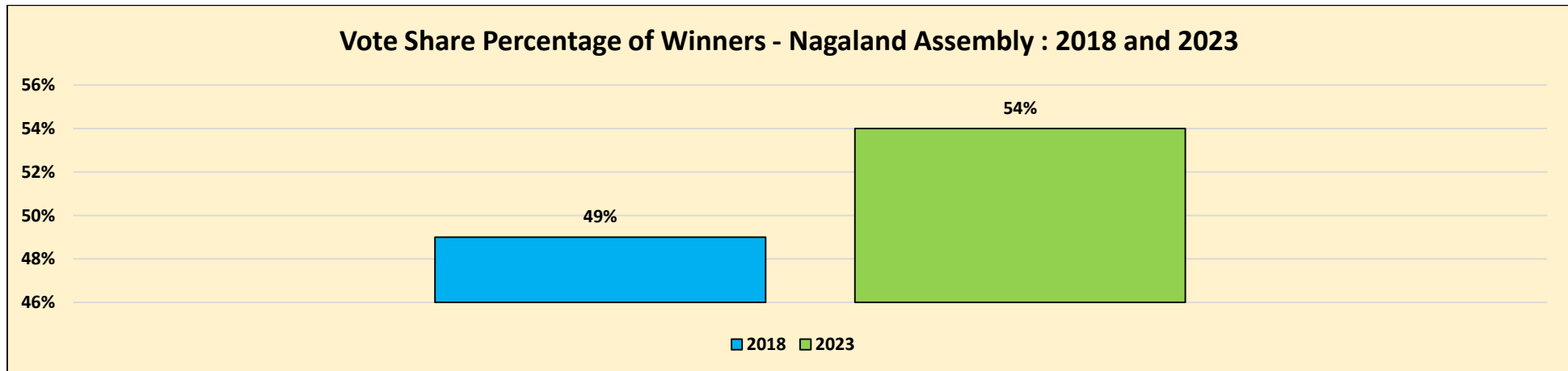


Figure: Vote Share Percentage of Winners – Nagaland: 2018 and 2023

Number of Winners and their vote Share

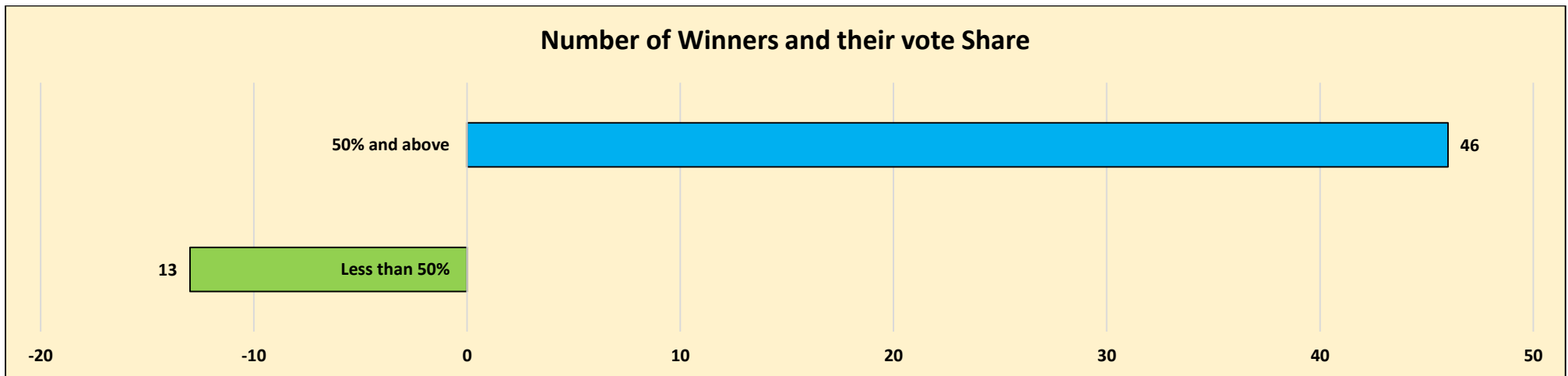


Figure: No. of Winners- Vote Share

- **Winners with highest vote share: 46(78%)** winners won with **50%** and above of the total votes polled in their constituency. The top **3** winners who have attained the highest vote share during the Nagaland State Assembly Elections, 2023 are given below:

S.No.	Winner	Party	Constituency	Total Valid Votes in The Constituency	Votes Polled for Winner	% Vote share for Winner
1	Neiphiu Rio	NDPP	Northern Angami-II (ST)	18353	17045	93%
2	K Tokugha Sukhalu	NDPP	Zunheboto (ST)	19891	15921	80%
3	Metsubo Jamir	NDPP	Mokokchung Town	6761	5318	79%

Table: Winners with highest vote share

- **Winners with Least Vote Share: 13(22%)** winners won with less than **50%** of the total votes polled in their constituency. **3** winners who have attained the least vote share during the Nagaland Assembly Elections, 2023 are given below:

S.No.	Winner	Party	Constituency	Total Valid Votes in The Constituency	Votes Polled for Winner	% Vote share for Winner
1	Namri Nchang	NCP	Tenning (ST)	22917	6736	29%
2	Jwenga Seb	JD(U)	Tseminyu (ST)	22551	8096	36%
3	Imtichoba	Republican Party of India (Athawale)	Tuensang Sadar-II (ST)	15237	5514	36%

Table: Winners with least vote share

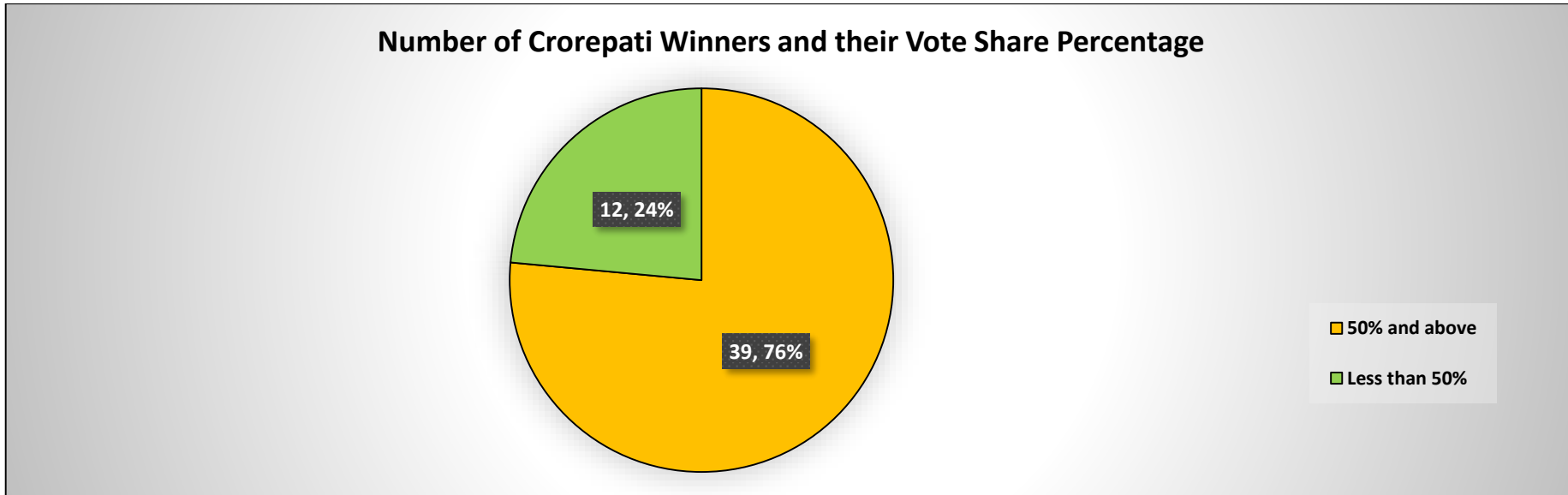


Figure: Vote Share of Crorepati Winners

- **Winners with Declared Criminal Cases and their Vote Share:** The 2 winners with declared criminal cases have won with a vote share of 50% and above.
- **Crorepati Winners and their Vote Share:** 39(76%) out of 51 crorepati winners have won with a vote share of 50% and above.

Margin of Victory for Winners

Margin of Victory = Vote Polled for Winners – Votes Polled for the Runner Up

Winners with Margin of Victory less than 500 votes: The details of winners with Margin of Victory less than **500** votes are given below:

S.No.	Constituency	Total Valid Votes in The Constituency	Winner	Party	Votes Polled for Winner	% Vote share for Winner	Runners up	Party	Votes Polled for Runners up	% of Votes Polled for Runners up	Margin of Victory	% Margin of Victory
1	Western Angami (ST)	14229	Salhoutuonuo Kruse	NDPP	7078	50%	Keneizhakho Nakhro	IND	7071	50%	7	0.05%
2	Phek (ST)	19387	Kuzholuzo Nienu	NPF	9485	49%	Kupota Khesoh	NDPP	9437	49%	48	0.25%
3	Suruhuto (ST)	13787	S. Toiho Yeptho	NCP	6919	50%	H. Khehovi	BJP	6850	50%	69	0.50%
4	Tapi (ST)	14608	Noke Wangnao	NDPP	5864	40%	Wanglem Konyak	NPF	5782	40%	82	0.56%
5	Pfutsero (ST)	19007	Dr.Neisatuo Mero	IND	7995	42%	Neiba Kronu	NDPP	7891	42%	104	0.55%
6	Southern Angami-I (ST)	13147	Kevipodi Sophie	IND	6643	51%	Medo Yhokha	NDPP	6466	49%	177	1.35%
7	Noksen (ST)	10153	Y. Lima Onen Chang	Republican Party of India (Athawale)	5151	51%	H. Chuba Chang	NDPP	4963	49%	188	1.85%
8	Tenning (ST)	22917	Namri Nchang	NCP	6736	29%	Tarie Zeliang	NDPP	6399	28%	337	1.47%
9	Tuensang Sadar-II (ST)	15237	Imtichoba	Republican Party of India (Athawale)	5514	36%	K. Odibendang Chang	NDPP	5114	34%	400	2.63%
10	Koridang (ST)	19145	Imkong L. Imchen	BJP	8340	44%	Maj. Toshikaba (Retd)	NPF	7930	41%	410	2.14%
11	Southern Angami-II (ST)	16188	Kropol Vitsu	BJP	5985	37%	Zale Neikha	NCP	5535	34%	450	2.78%

Table: Winners with Margin of Victory less than 500 votes

Winners with Margin of Victory more than 40%: The details of Winners with Margin of Victory more than 40% are given below:

S.No.	Constituency	Total Valid Votes in The Constituency	Winner	Party	Votes Polled for Winner	% Vote share for Winner	Runners up	Party	Votes Polled for Runners up	% of Votes Polled for Runners up	Margin of Victory	% Margin of Victory
1	Northern Angami-II (ST)	18353	Neiphiu Rio	NDPP	17045	93%	Seyievilie Sachu	INC	1221	7%	15824	86.22%
2	Zunheboto (ST)	19891	K Tokugha Sukhalu	NDPP	15921	80%	Akavi Sumi	NPF	3893	20%	12028	60.47%
3	Tehok (ST)	11753	C.L John	NDPP	9232	79%	Er. C Kawang Konyak	NPF	2162	18%	7070	60.15%
4	Mokokchung Town	6761	Metsubo Jamir	NDPP	5318	79%	Alem Jongshi	INC	1407	21%	3911	57.85%
5	Aonglenden	9792	Sharingain Longkumer	NDPP	7074	72%	Toshipokba	INC	2684	27%	4390	44.83%
6	Sanis (ST)	22896	Mhathung Yanthan	NDPP	15076	66%	Senkathung Jami	RJD	5563	24%	9513	41.55%

Table: Winners with Margin of Victory more than 40%

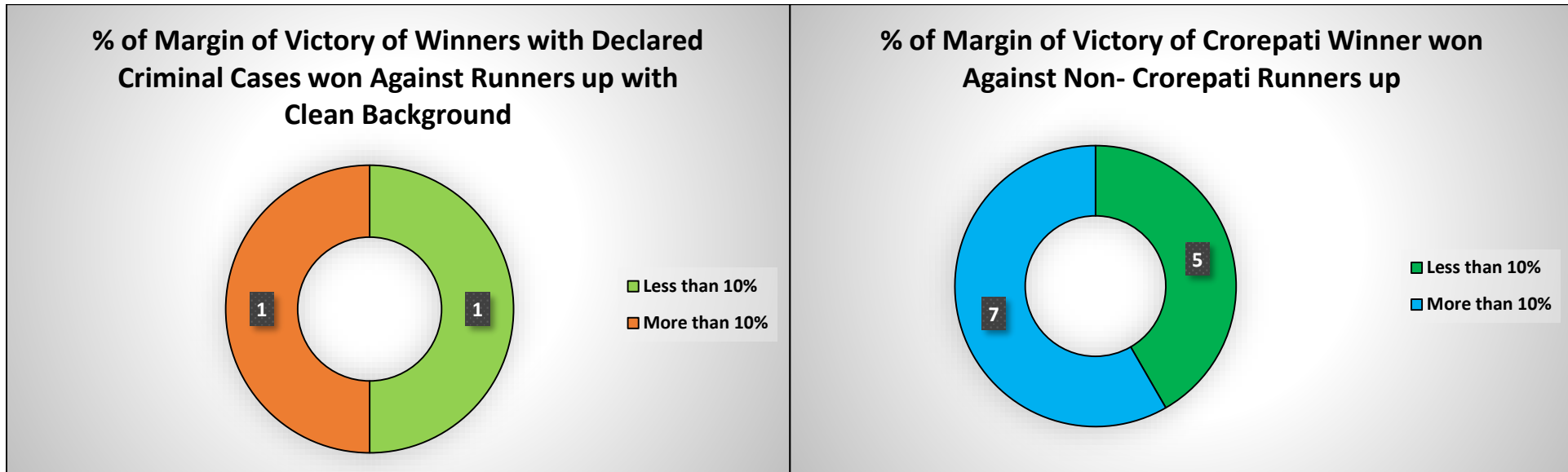


Figure: Margin of Victory of Winners with declared criminal cases and Crorepati Winners

Winners with Declared Criminal Cases and their Margin of Victory:

- The 2 winners with declared criminal cases have won against a runner up with a clean background.
- Among these 2 winners, 1 winner has won with more than 10% margin of victory.
- **A. Pangjung Jamir (BJP)** from **Tuli (ST)** Constituency won with **17.16%** margin of victory.

Crorepati Winners and their Margin of Victory:

- 12 out of 51 crorepati winners have won against a non-crorepati runners up.
- Among these 12 winners, 3 winners have won with more than 40 % margin of victory.
- Among these, **Neiphiu Rio (NDPP)** from **Northern Angami-II (ST)** constituency won with **86%** margin of victory.

Performance of Re-elected Winners in Nagaland Assembly Elections, 2023

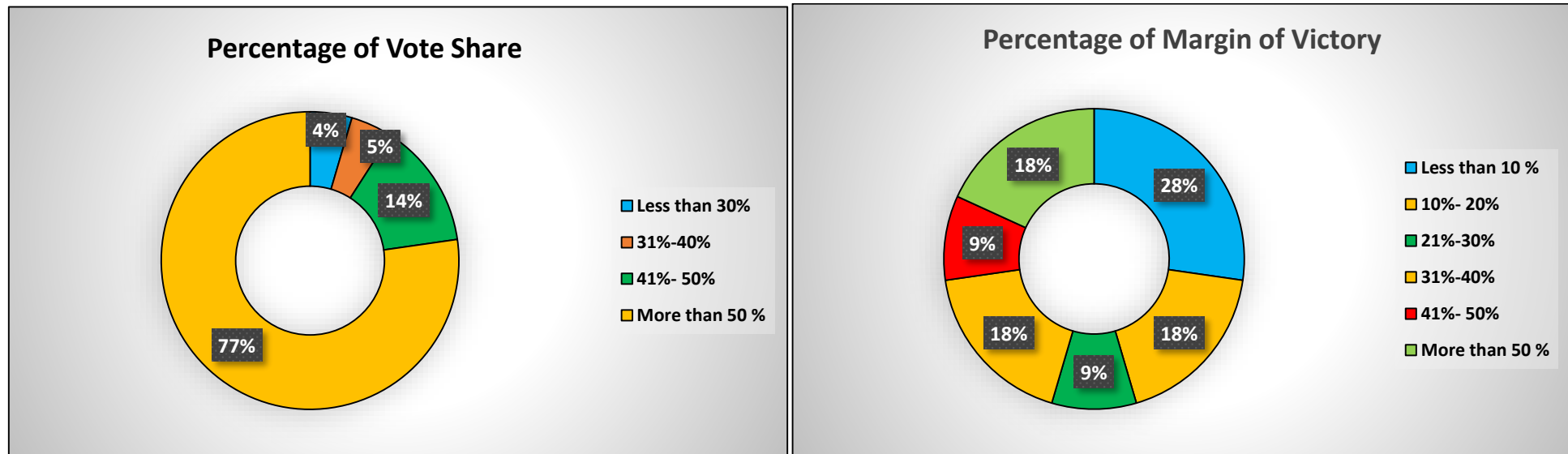


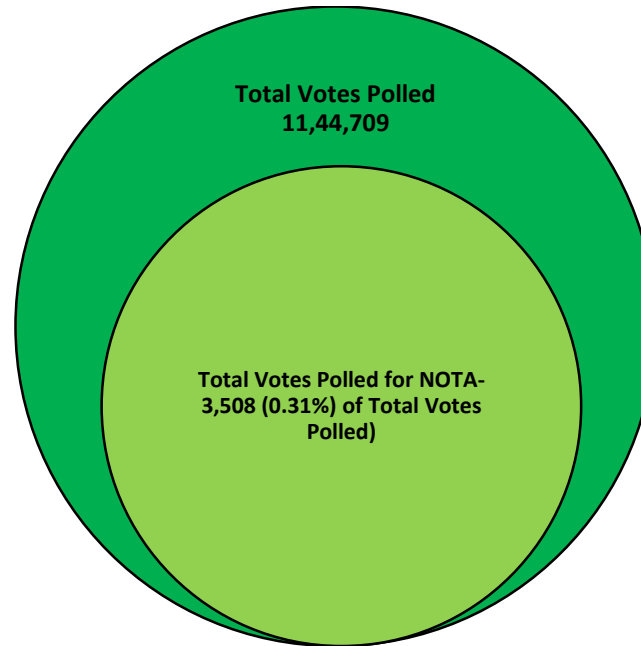
Figure: Performance of Re-Elected Winners

Percentage Range	Vote Share	Margin of Victory
Less than 10 %	0	6
10%- 20%	0	4
21%-30%	1	2
31%-40%	1	4
41%- 50%	3	2
More than 50 %	17	4

Table: Performance of Re-Elected Winners

- Out of total **22** re-elected winners, none have won with less than **20%** of vote share in their respective constituencies. **17(77%)** have won with more than **50%** of vote share.
- **6(27%)** re-elected winners have won with less than **10%** margin of victory whereas **4** have won with more than **50%** margin of victory.

Details of NOTA



- The NOTA button instated by the ECI in 2013 gave the voters an option of rejecting all the candidates in their constituency. Out of **11, 44,709** votes polled in Nagaland Assembly, 2023, **3,508 (0.31%)** were polled for NOTA.

- The top ten constituencies with highest votes polled for NOTA are as follows:

S.No.	Constituency	Total Valid Votes in The Constituency	Votes Polled for Winner	% Vote share for Winner	Votes Polled for Runners up	% of Votes Polled for Runners up	Votes Polled for NOTA	Votes Polled for NOTA %
1	Dimapur-II (ST)	44854	23856	53%	18709	42%	505	1.13%
2	Ghaspani-I (ST)	57260	32037	56%	11941	21%	264	0.46%
3	Dimapur-I	19886	13325	67%	6366	32%	195	0.98%
4	Peren (ST)	24941	16800	67%	6885	28%	140	0.56%
5	Dimapur-III (ST)	31874	14395	45%	12859	40%	134	0.42%
6	Ghaspani-II (ST)	24539	11405	46%	7230	29%	111	0.45%
7	Kohima Town (ST)	19862	9844	50%	8502	43%	103	0.52%
8	Northern Angami-II (ST)	18353	17045	93%	1221	7%	87	0.47%
9	Western Angami (ST)	14229	7078	50%	7071	50%	80	0.56%
10	Zunheboto (ST)	19891	15921	80%	3893	20%	77	0.39%

Table: Top 10 Constituencies with highest votes polled for NOTA

Vote Share and Margin of Victory of Winners in Nagaland Assembly Elections 2023

S.No.	Constituency	Total Valid Votes in The Constituency	Winner	Party	Votes Polled for Winner	% Vote share for Winner	Runners up	Party	Votes Polled for Runners up	% of Votes Polled for Runners up	Margin of Victory	% Margin of Victory	Votes Polled for NOTA	Votes Polled for NOTA %
1	Northern Angami-II (ST)	18353	Neiphui Rio	NDPP	17045	93%	Seyievilie Sachu	INC	1221	7%	15824	86.22%	87	0.47%
2	Zunheboto (ST)	19891	K Tokugha Sukhalu	NDPP	15921	80%	Akavi Sumi	NPF	3893	20%	12028	60.47%	77	0.39%
3	Mokokchung Town	6761	Metsubo Jamir	NDPP	5318	79%	Alem Jongshi	INC	1407	21%	3911	57.85%	36	0.53%
4	Tehok (ST)	11753	C.L John	NDPP	9232	79%	Er. C Kawang Konyak	NPF	2162	18%	7070	60.15%	19	0.16%
5	Aonglenden	9792	Sharingain Longkumer	NDPP	7074	72%	Toshipokba Senchumo	INC	2684	27%	4390	44.83%	34	0.35%
6	Tyui (ST)	24534	Yanlungo Patton	BJP	16641	68%	Lotha	JD(U)	7800	32%	8841	36.04%	21	0.09%
7	Peren (ST)	24941	Taditui Rangkau Zeliang	NDPP	16800	67%	Kingudi Joseph	NPF	6885	28%	9915	39.75%	140	0.56%
8	Dimapur-I	19886	H. Tovihoto Ayemi	BJP	13325	67%	Kewekhape Therie	INC	6366	32%	6959	34.99%	195	0.98%
9	Sanis (ST)	22896	Mhathung Yanthan	NDPP	15076	66%	Senkathung Jami	RJD	5563	24%	9513	41.55%	15	0.07%
10	Tuensang Sadar-I (ST)	19965	P. Bashangmongba Chang	BJP	12638	63%	Toyang Chang	NCP	6994	35%	5644	28.27%	46	0.23%
11	Alongtaki (ST)	14838	Temjen Imna Along	BJP	9274	63%	J. Lanu Longchar	JD(U)	5526	37%	3748	25.26%	38	0.26%
12	Wakching (ST)	15651	W Chingang Konyak	NDPP	9166	59%	M Honang Jess	NPP	6433	41%	2733	17.46%	52	0.33%
13	Tuli (ST)	17647	A. Pangjung Jamir	BJP	10319	58%	Amenba Yaden	NCP	7290	41%	3029	17.16%	38	0.22%
14	Phomching (ST)	16875	K Konngam Konyak	BJP	9803	58%	Pohwang Konyak	NCP	6926	41%	2877	17.05%	51	0.30%
15	Meluri (ST)	19393	Z.Nyusietho Nyuthe	NDPP	11256	58%	Yitachu	Lok Janshakti Party(Ram Vilas)	7676	40%	3580	18.46%	55	0.28%

S.No.	Constituency	Total Valid Votes in The Constituency	Winner	Party	Votes Polled for Winner	% Vote share for Winner	Runners up	Party	Votes Polled for Runners up	% of Votes Polled for Runners up	Margin of Victory	% Margin of Victory	Votes Polled for NOTA	Votes Polled for NOTA %
16	Longleng (ST)	29204	A Pongshi Phom	NCP	16908	58%	S. Pangnyu Phom	BJP	11638	40%	5270	18.05%	16	0.05%
17	Mon Town (ST)	19167	Y Mankhao Konyak	NCP	10870	57%	Er. Cheong Konyak	BJP	8259	43%	2611	13.62%	38	0.20%
18	Shamator Chessore (ST)	16115	S Keoshu Yimchunger	NDPP	9065	56%	R Tohanba	Lok Janshakti Party(Ram Vilas)	6770	42%	2295	14.24%	49	0.30%
19	Thonoknyu (ST)	18661	Benei M Lamthiu	NPP	10462	56%	S Heno Khiamniungan	NDPP	8137	44%	2325	12.46%	16	0.09%
20	Ghaspani-I (ST)	57260	N. Jacob Zhimomi	BJP	32037	56%	V. Phushika Aomi	IND	11941	21%	20096	35.10%	264	0.46%
21	Northern Angami-I (ST)	13830	Dr.Kekhrielhoulie Yhome	NDPP	7724	56%	Khriehu Liezietsu	NPF	6034	44%	1690	12.22%	72	0.52%
22	Jangpetkong (ST)	11262	Temjenmenba Y Mhonbemo	NDPP	6238	55%	Imjongwati Longkumer	NPF	4237	38%	2001	17.77%	10	0.09%
23	Wokha (ST)	29187	Humtsoe	NCP	15949	55%	Renponthung Ezung	BJP	12888	44%	3061	10.49%	26	0.09%
24	Impur (ST)	12584	T N Mannen	NDPP	6825	54%	Bendangkokba	INC	5730	46%	1095	8.70%	29	0.23%
25	Bhandari (ST)	25626	Achumbemo Kikon	NPF	13867	54%	Mmhonlumo Kikon	BJP	10278	40%	3589	14.01%	7	0.03%
26	Satakha (ST)	16438	G. Kaito Aye	NDPP	8875	54%	Zheito Chophy	Lok Janshakti Party(Ram Vilas)	7524	46%	1351	8.22%	39	0.24%
27	Pungro Kiphire (ST)	30038	S. Kiusumew Yimchunger	NDPP	16098	54%	T. Yangseo Sangtam	Republican Party of India (Athawale)	13807	46%	2291	7.63%	71	0.24%
28	Arkakong (ST)	17592	Nuklutoshi	NPP	9387	53%	Imnatiba	NDPP	8184	47%	1203	6.84%	21	0.12%
29	Dimapur-II (ST)	44854	Moatoshi Longkumer	NDPP	23856	53%	Y. Vikheho Awomi	Lok Janshakti	18709	42%	5147	11.48%	505	1.13%


S.No.	Constituency	Total Valid Votes in The Constituency	Winner	Party	Votes Polled for Winner	% Vote share for Winner	Runners up	Party	Votes Polled for Runners up	% of Votes Polled for Runners up	Margin of Victory	% Margin of Victory	Votes Polled for NOTA	Votes Polled for NOTA %
								Party(Ram Vilas)						
30	Tizit (ST)	19679	P. Paiwang Konyak	BJP	10428	53%	T. Thomas Konyak	INC	5825	30%	4603	23.39%	52	0.26%
31	Pughoboto (ST)	14789	Dr Sukhato A Sema	Lok Janshakti Party(Ram Vilas)	7808	53%	Y. Vikheho Swu	NDPP	6958	47%	850	5.75%	23	0.16%
32	Aboi (ST)	12826	C. Manpon Konyak	IND	6771	53%	Wangka Konyak	Republican Party of India (Athawale)	3247	25%	3524	27.48%	42	0.33%
33	Noklak (ST)	16254	Puthai Longon	NCP	8482	52%	H Haiying	BJP	7748	48%	734	4.52%	24	0.15%
34	Aghunato (ST)	13706	G Ikuto Zhimomi	NDPP	7133	52%	Hukiye N Tissica	Lok Janshakti Party(Ram Vilas)	6541	48%	592	4.32%	32	0.23%
35	Seyochung Sitimi (ST)	23026	C. Kipili Sangtam	NPP	11936	52%	V. Kashiho Sangtam	BJP	11006	48%	930	4.04%	66	0.29%
36	Atoizu (ST)	16002	Picto	NCP	8294	52%	Er Kahuli Sema	BJP	7692	48%	602	3.76%	16	0.10%
37	Tobu (ST)	20759	Naiba Konyak	Lok Janshakti Party(Ram Vilas)	10622	51%	N. Bongkhao Konyak	NDPP	10116	49%	506	2.44%	21	0.10%
38	Tamlu (ST)	16903	B. Bangtick Phom	IND	8646	51%	B.S. Nganlang Phom	NDPP	7952	47%	694	4.11%	46	0.27%
39	Angetyongpang (ST)	15734	Tongpang Ozukum	NDPP	8046	51%	Er K Wati	IND	5826	37%	2220	14.11%	20	0.13%
40	Noksen (ST)	10153	Y. Lima Onen Chang	Republican Party of India (Athawale)	5151	51%	H. Chuba Chang	NDPP	4963	49%	188	1.85%	39	0.38%

S.No.	Constituency	Total Valid Votes in The Constituency	Winner	Party	Votes Polled for Winner	% Vote share for Winner	Runners up	Party	Votes Polled for Runners up	% of Votes Polled for Runners up	Margin of Victory	% Margin of Victory	Votes Polled for NOTA	Votes Polled for NOTA %
41	Moka (ST)	17471	A Nyamnyeie Konyak	NPP	8857	51%	Ee Pangteang	NDPP	8301	48%	556	3.18%	25	0.14%
42	Southern Angami-I (ST)	13147	Kevipodi Sophie	IND	6643	51%	Medo Yhokha	NDPP	6466	49%	177	1.35%	38	0.29%
43	Longkhim Chare (ST)	20239	Sethronkyu	BJP	10187	50%	Muthingnyuba Sangtam	NCP	8564	42%	1623	8.02%	38	0.19%
44	Suruhuto (ST)	13787	S. Toiho Yeptho	NCP	6919	50%	H. Khehovi	BJP	6850	50%	69	0.50%	18	0.13%
45	Western Angami (ST)	14229	Salhoutuonuo Kruse	NDPP	7078	50%	Keneizhakho Nakhro	IND	7071	50%	7	0.05%	80	0.56%
46	Kohima Town (ST)	19862	Dr Tseilhoutuo Rhutso (Dr Ato)	NPP	9844	50%	Dr Neikiesalie Nicky Kire	NDPP	8502	43%	1342	6.76%	103	0.52%
47	Phek (ST)	19387	Kuzholuzo Nienu	NPF	9485	49%	Kupota Khesoh	NDPP	9437	49%	48	0.25%	39	0.20%
48	Ghaspani-II (ST)	24539	Zhaleo Rio	NDPP	11405	46%	Z. Kasheto Yeptho	Republican Party of India (Athawale)	7230	29%	4175	17.01%	111	0.45%
49	Dimapur-III (ST)	31874	Hekani Jakhalu	NDPP	14395	45%	Azheto Zhimomi	Lok Janshakti Party(Ram Vilas)	12859	40%	1536	4.82%	134	0.42%
50	Koridang (ST)	19145	Imkong L. Imchen	BJP	8340	44%	Maj. Toshikaba (Retd)	NPF	7930	41%	410	2.14%	41	0.21%
51	Chizami (ST)	16376	K. G Kenye	NDPP	7088	43%	Kevechutso Doulo	Lok Janshakti Party(Ram Vilas)	5809	35%	1279	7.81%	65	0.40%
52	Pfutsero (ST)	19007	Dr.Neisatuo Mero	IND	7995	42%	Neiba Kronu	NDPP	7891	42%	104	0.55%	62	0.33%
53	Mongoya	16268	Imkongmar	NDPP	6818	42%	S Supongmeren Jamir	INC	5776	36%	1042	6.41%	34	0.21%

S.No.	Constituency	Total Valid Votes in The Constituency	Winner	Party	Votes Polled for Winner	% Vote share for Winner	Runners up	Party	Votes Polled for Runners up	% of Votes Polled for Runners up	Margin of Victory	% Margin of Victory	Votes Polled for NOTA	Votes Polled for NOTA %
54	Chazouba (ST)	23052	Kudecho Khamo	NDPP	9485	41%	Dr. Chotisuh Sazo	Lok Janshakti Party(Ram Vilas)	7247	31%	2238	9.71%	38	0.16%
55	Tapi (ST)	14608	Noke Wangnao	NDPP	5864	40%	Wanglem Konyak	NPF	5782	40%	82	0.56%	42	0.29%
56	Southern Angami-II (ST)	16188	Kropol Vitsu	BJP	5985	37%	Zale Neikha	NCP	5535	34%	450	2.78%	44	0.27%
57	Tuensang Sadar-II (ST)	15237	Imtichoba	Republican Party of India (Athawale)	5514	36%	K. Odibendang Chang	NDPP	5114	34%	400	2.63%	35	0.23%
58	Tseminyu (ST)	22551	Jwenga Seb	JD(U)	8096	36%	Loguseng Semp	Republican Party of India (Athawale)	5533	25%	2563	11.37%	71	0.31%
59	Tenning (ST)	22917	Namri Nchang	NCP	6736	29%	Tarie Zeliang	NDPP	6399	28%	337	1.47%	42	0.18%

Table: Vote Share and Margin of Victory of Winners in Nagaland Assembly Elections 2023

Upgraded MyNeta App



Association for Democratic Reforms and National Election Watch present

THE UPGRADED MYNETA APP



DOWNLOAD TODAY!

And be a part of our **#MeraVoteMeraDesh** Campaign



Scan the QR code to download

Visit our website:
www.adrindia.org
www.myneta.info

Donate to ADR

We need your help to support our #MeraVoteMeraDesh campaign for upcoming State Assembly Elections. The campaign aims to eradicate corruption & criminalization in the political process, empower the voters through greater dissemination of information on the candidates and the parties.

You can contribute to us using the following QR Code or access the link on our website [here](#).



ADR Speaks Podcast

ADR Speaks is a podcast series on issues related to electoral & political reforms. It focuses on the findings of ADR reports analysing background details of candidates, sources of political parties' income, election expenditure, Electoral Bonds etc. In these episodes, ADR breaks down key findings of its reports for simple understanding & accessibility to the general public, enabling them to make an informed choice. ADR podcast will also host discussions with experts, research scholars, public intellectuals, former election officials etc. on issues concerning India's democratic politics. [Please click on the icon to access the episodes on ADR website.](#)



Listen to Our Podcast on



Other platforms





To Get Information About Candidates/Parties/MPs/MLAs/Corporators/PILs in courts

Journalist Helpline no: **8010394248**

Subscribe to ADR on **WhatsApp**
for updates: **7840067840**

Visit: **www.myneta.info, www.adrindia.org**

Email: **adr@adrindia.org**

To contact ADR State Partners, visit:
<https://adrindia.org/about-adr/state-coordinators>

Social Media

 /myneta.info  /adr.new  @adrspeaks  /adrspeaks  /adrspeaks
 <https://www.linkedin.com/company/association-for-democratic-reforms/>

Our Websites

www.adrindia.org

Provides detailed analytical reports of Lok Sabha, State Assemblies, local body elections & financial reports of political parties & ongoing PILs in courts

www.myneta.info

Provides full information of criminal cases, asset, liability and education details declared by candidates in the self sworn affidavits

Android Apps

Myneta: The criminal, financial, educational & other background information self declared by candidates in their affidavits during elections is now available on your mobile phones.

Election Watch Reporter: This app provides a tool to the citizens to capture violations of election related laws & the code of conduct.

Both the applications are available on Google Play Store

Office Address

Association for Democratic Reforms
T-95, CL House, Second Floor,
Near Gulmohar Commercial Complex, Gautam Nagar,
Landmark: Green Park Metro Station (GN exit),
New Delhi-110 049,
Tel.: 011- 41654200, Fax: 011 - 46094248

Contact Details

Association for Democratic Reforms/National Election Watch/ Nagaland Election Watch

Media and Journalist Helpline +91 80103 94248 Email: adr@adrindia.org	Maj.Gen. Anil Verma (Retd) Head Association for Democratic Reforms, National Election Watch 011 4165 4200, +91 88264 79910 adr@adrindia.org , anilverma@adrindia.org	Prof Jagdeep Chhokar IIM Ahmedabad (Retd.) Founder Member, Association for Democratic Reforms, National Election Watch jchokar@gmail.com	Prof Trilochan Sastry IIM Bangalore Founder Member, Association for Democratic Reforms, National Election Watch +91 94483 53285 tsastry@gmail.com
--	---	---	---

DISCLAIMER

All information in this report has been taken by ADR from the website of the Election Commission of India (<https://eci.gov.in/>) and all the information is available in public domain. ADR does not add or subtract any information, unless the EC changes the data. In particular, no unverified information from any other source is used. While all efforts have been made by ADR to ensure that the information is in keeping with what is available in the ECI website, in case of discrepancy between information provided by ADR through this report, anyone and that given in the ECI website, the information available on the ECI website should be treated as correct and Association for Democratic Reforms, Nagaland Election Watch and their volunteers are not responsible or liable for any direct, indirect special, or consequential damages, claims, demands, losses of any kind whatsoever, made, claimed, incurred or suffered by any party arising under or relating to the usage of data provided by ADR through this report.

It is to be noted that ADR undertakes great care and adopts utmost due diligence in analysing and dissemination of the background information of the candidates furnished by them at the time of elections from the duly self-sworn affidavits submitted with the Election Commission of India. Such information is only aimed at highlighting the growing criminality in politics, increased misuse of money in elections so as to facilitate a system of transparency, accountability and good governance and to enable voters to form an informed choice. Therefore, it is expected that anyone using this report shall undertake due care and utmost precaution while using the data provided by ADR. ADR is not responsible for any mishandling, discrepancy, inability to understand, misinterpretation or manipulation, distortion of the data in such a way so as to benefit or target a particular political party or politician or candidate.