

Press Release

Jharkhand Assembly Elections 2019
Analysis of Vote Share and Margin of Victory of MLAs

Association for Democratic Reforms

T-95, C.L. House, 2nd Floor,
Near Gulmohar Commercial Complex
Gautam Nagar,
New Delhi-110 049
Phone: +91-011-4165-4200
Fax: +91-11-46094248
Email: adr@adrindia.org

To report any electoral violations and malpractices during elections download the Election Watch Reporter (Android App)

https://play.google.com/store/apps/details?id=com.webrosoft.election_watch_reporter

Contents

Summary and Highlights	3
Vote Share of MLAs	5
Margin of Victory for MLAs	9
Performance of Women MLAs in Jharkhand Assembly Elections, 2019	12
Performance of Re-elected MLAs in Jharkhand Assembly Elections, 2019	13
Details of NOTA	14
Vote Share and Margin of Victory of MLAs in Jharkhand Assembly Elections	15
DISCLAIMER	22

Summary and Highlights

ADR and Jharkhand Election Watch (JEW) have analysed the vote share for the 81 constituencies in the Jharkhand Assembly Elections, 2019.

Vote Share of MLAs

- The MLAs of the Jharkhand Assembly Elections, 2019 won by an average of **42.67 %** of total votes polled. In the 2014 elections MLAs won by an average of **39.67%** of total votes polled.
- **15(19%)** MLAs won with 50% and above of the total votes polled in their constituency.
- **66(81%)** MLAs won with less than 50% of the total votes polled in their constituency.
- **9(20%)** out of 44 MLAs analysed with declared criminal cases have won with a vote share of **50% and above**.
- **12(21%)** out of 56 crorepati MLAs analysed have won with a vote share of **50% and above**.

Margin of Victory

- 2 MLAs have won with margin of victory of less than 1000 votes.
- 7 MLAs have won with more than 20% of margin of victory.

MLAs with Declared Criminal Cases and their Margin of Victory:

1. **22(50%)** out of 44 MLAs with declared criminal cases have won against a runner up with a clean background.
2. Among these 22 MLAs, 3 MLAs have won with more than 20% margin of victory.
3. Among these, Manish Jaiswal (Bharatiya Janata Party) from Hazaribagh constituency won with 23.96 % margin of victory.
4. There are 17 MLAs with a clean background who have won against a runner up with declared criminal cases. Out of these 17 MLAs, 6 MLAs have won with more than 10 % margin of victory.

Crorepati MLAs and their Margin of Victory:

1. 22 out of 56 crorepati MLAs have won against a non-crorepati runners up.
2. Among these 22 MLAs, 2 MLAs have won with more than 20 % margin of victory.
3. There are 17 non-crorepati MLAs who have won against crorepati runners up. 3 of them have won with more than 20% margin of victory.

Performance of Women MLAs

- Among the 81 MLAs, 10 women have been analysed.
- All of them won with 25% and above of vote share in their constituencies.
- Among the women MLAs, Purnima Niraj Singh (Indian National Congress) from Jharia Constituency has won with the highest vote share, i.e. 50.34 % in her constituency and 7.60% of margin of victory.

Performance of Re-elected MLAs

- Out of total 36 re-elected MLAs **7** have won with more than 50% of vote share.
- **18** re-elected MLAs have won with less than 10% of margin of victory.

NOTA

- The NOTA button instated by the ECI in 2013 gave the voters an options of rejecting all the candidates in their constituency. Out of 1, 50, 48,908 votes polled in Jharkhand Assembly, 2019, **2, 05,050 (1.36%)** were polled for NOTA. Out of 1, 38, 68,225 votes polled in Jharkhand Assembly, 2014, **2, 35,039 (1.69%)** were polled for NOTA.

Vote Share of MLAs

The percentage of vote share was calculated by dividing the votes polled for the MLA by the total number of valid votes polled. The value of vote share represents votes won by the winning candidates among the total number of valid votes polled.

$$\text{Votes Share} = \frac{\text{(Total Votes Polled for MLA)}}{\text{(Total No. of Valid Votes Polled)}}$$

The MLAs of the Jharkhand Assembly Elections, 2019 won by an average of **42.67 %** of total votes polled. In the 2014 elections MLAs won by an average of **39.67% %** of total votes polled.

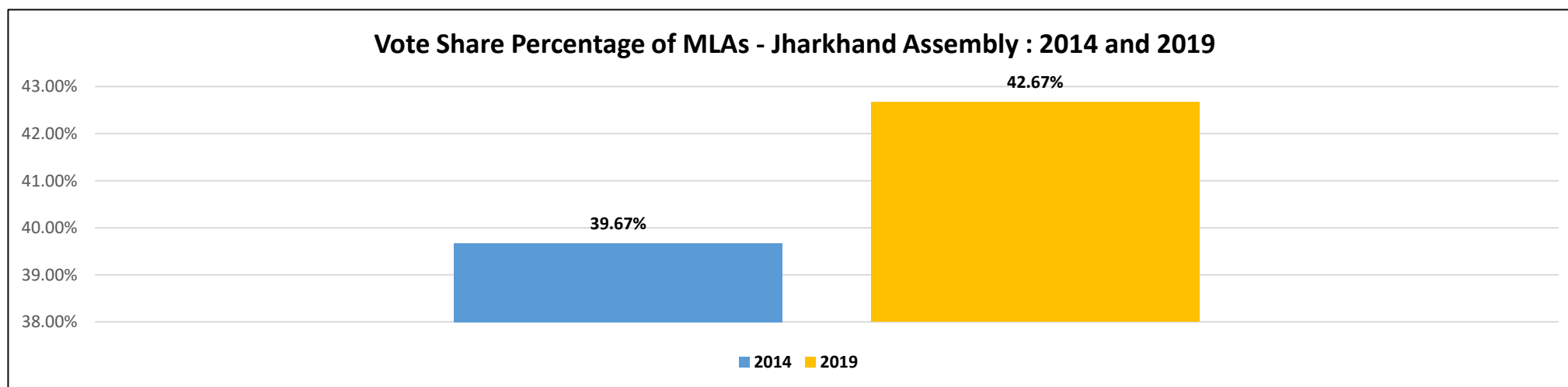


Figure: Vote Share Percentage of MLAs- Jharkhand: 2014 and 2019

Number of MLAs and their vote Share



Figure: No. of MLAs- Vote Share

MLAs with highest vote share: 15(19%) MLAs won with 50% and above of the total votes polled in their constituency. The top 3 MLAs who have attained the highest vote share during the Jharkhand Assembly Elections, 2019 are given below:

S.No.	Mla	Party	Constituency	Total Valid Votes in The Constituency	Total Votes polled for Winner	% of Vote share for Winner
1	Samir Kr. Mohanty	Jharkhand Mukti Morcha	Baharagora	171017	106017	61.99%
2	Jiga Susaran Horo	Jharkhand Mukti Morcha	Sisai	161997	93720	57.85%
3	Sanjib Sardar	Jharkhand Mukti Morcha	Potka	199150	110753	55.61%

Table: MLAs with the highest vote share

MLAs with Least Vote Share: 66(81%) MLAs won with less than 50% of the total votes polled in their constituency. The 3 MLAs who have attained the least vote share during the Jharkhand Assembly Elections, 2019 are given below:

S.No.	MLA	Party	Constituency	Total Valid Votes in The Constituency	Total Votes polled for Winner	% of Vote share for Winner
1	Jai Prakash Bhai Patel	Bharatiya Janata Party	Mandu	238894	49855	20.87%
2	RAMCHANDRA CHANDRAVANSHI	Bharatiya Janata Party	Bishrampur	188207	40635	21.59%
3	Kamlesh Kumar Singh	Nationalist Congress Party	Hussainabad	163876	41293	25.20%

Table: MLAs with least vote share

Party Wise Vote Share

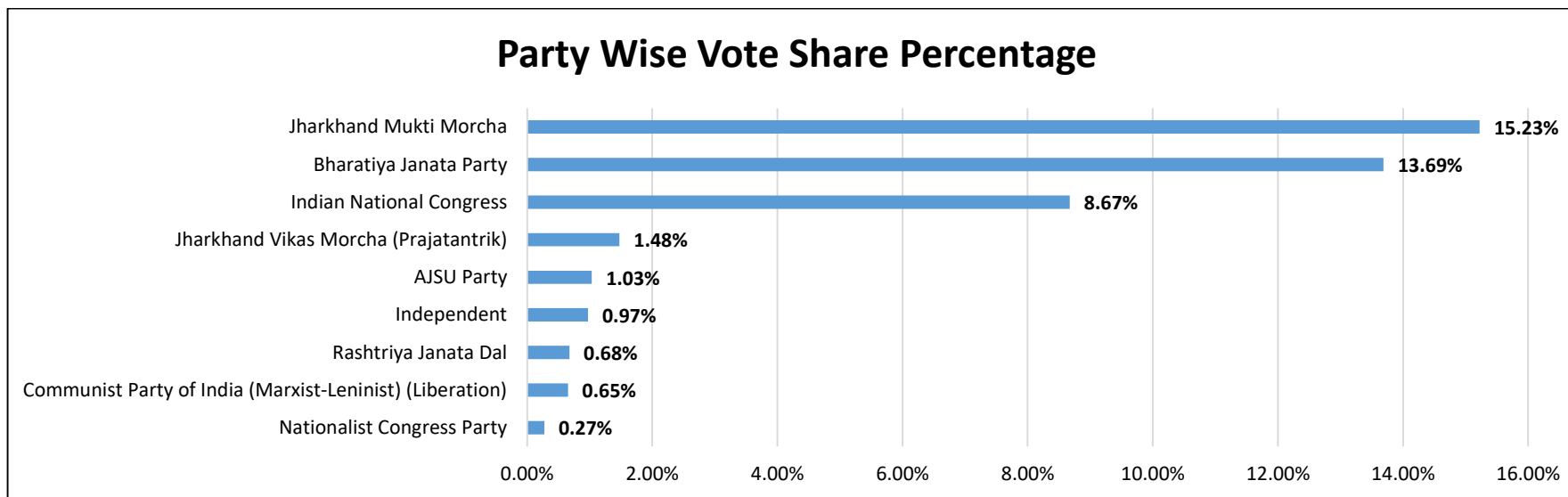
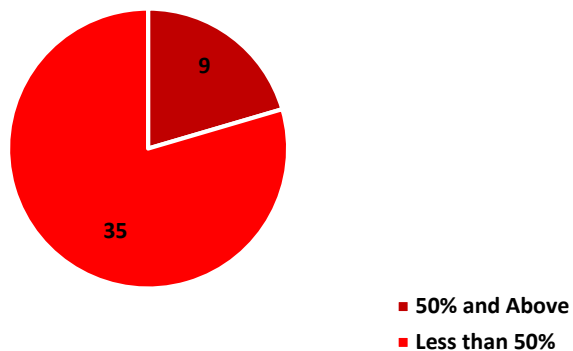


Figure: Party Wise Vote Share Percentage

Party	Number of MLA	Vote Share Percentage
Jharkhand Mukti Morcha	30	15.23%
Bharatiya Janata Party	25	13.69%
Indian National Congress	16	8.67%
Jharkhand Vikas Morcha (Prajanatrik)	3	1.48%
AJSU Party	2	1.03%
Independent	2	0.97%
Rashtriya Janata Dal	1	0.68%
Communist Party of India (Marxist-Leninist) (Liberation)	1	0.65%
Nationalist Congress Party	1	0.27%
Total	81	42.67%

Table: Party wise Vote Share of MLAs

Number of Winners with declared Criminal Cases and their Vote Share



Number of Crorepati Winners and their Vote Share Percentage

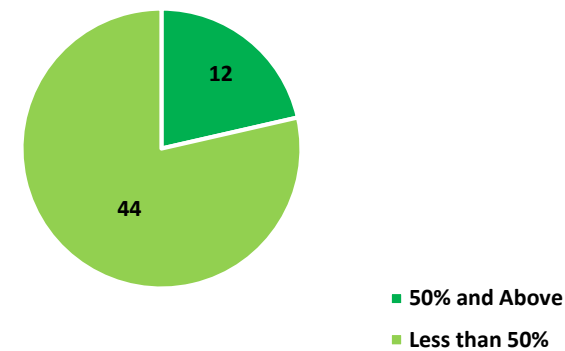


Figure: Vote Share of MLAs with declared criminal cases and Crorepati MLAs

MLAs with Declared Criminal Cases and their Vote Share: 9(20%) out of 44 MLAs analysed with declared criminal cases have won with a vote share of **50% and above**.

Crorepati MLAs and their Vote Share: 12(21%) out of 56 crorepati MLAs analysed have won with a vote share of **50% and above**.

Margin of Victory for MLAs

Margin of Victory = Vote Polled for Winners – Votes Polled for the Runner Up

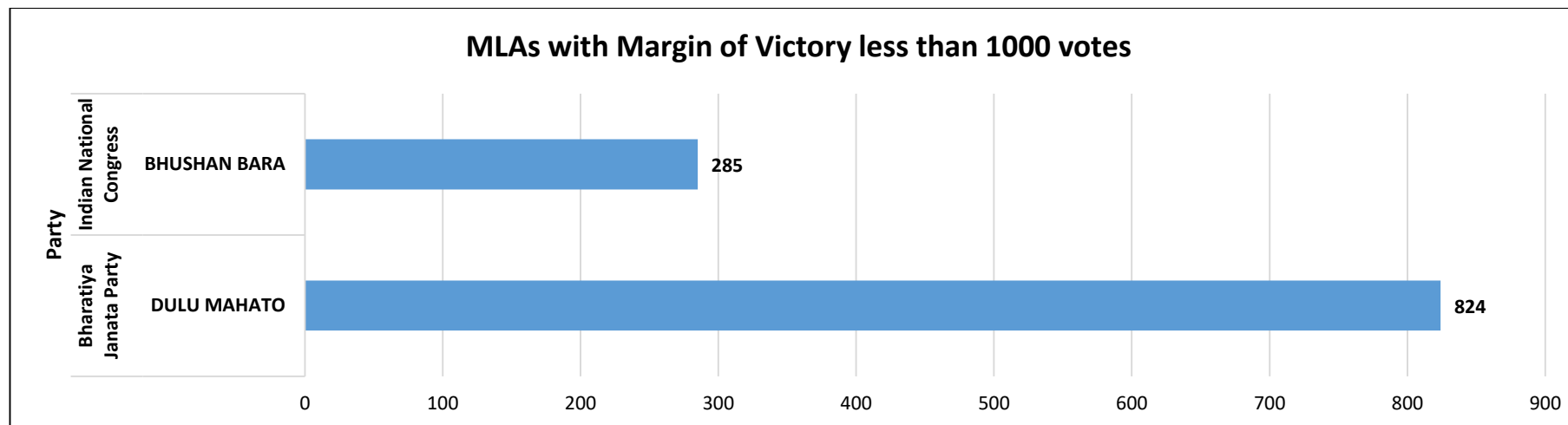


Figure: MLAs with Margin of Victory less than 1000 votes

MLAs with Margin of Victory less than 1000 votes: The details of MLAs with Margin of Victory less than 1000 votes are given below:

S. No .	Constituency	Total Valid Votes in The Constituency	Winner	Party	Votes Polled for Winner	% of Vote share for Winner	Runners Up	Party	Votes Polled for Runners up	% of Votes Polled for Runners up	Margin of Victory	% Margin of Victory
1	Simdega	146270	Bhushan Bara	Indian National Congress	60651	41.47%	Shradhanand Besra	Bharatiya Janata Party	60366	41.27%	285	0.19%
2	Baghmara	179134	Dulu Mahato	Bharatiya Janata Party	78291	43.71%	Jaleshwar Mahato	Indian National Congress	77467	43.25%	824	0.46%

Table: MLAs with Margin of Victory less than 1000 votes

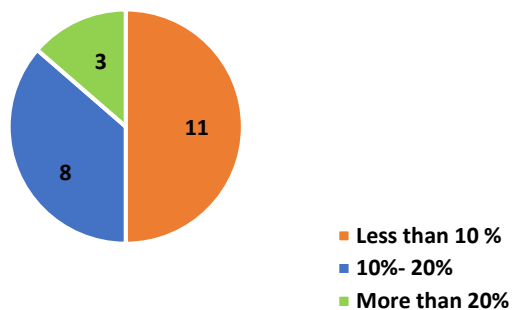
*Margin of Victory = Votes polled for winner – Votes Polled for the runners up

MLAs with Margin of Victory more than 20%: The details of MLAs with Margin of Victory more than 20% are given below:

S.No.	Constituency	Total Valid Votes in The Constituency	Winner	Party	Votes Polled for Winner	% of Vote share for Winner	Runners Up	Party	Votes Polled for Runners up	% of Votes Polled for Runners up	Margin of Victory	% Margin of Victory
1	Majhganon	131352	Niral Purty	Jharkhand Mukti Morcha	67750	51.58%	Bhupendra Pingua	Bharatiya Janata Party	20558	15.65%	47192	35.93%
2	Baharagora	171017	Samir Kr. Mohanty	Jharkhand Mukti Morcha	106017	61.99%	Kunal Shadangi	Bharatiya Janata Party	45452	26.58%	60565	35.41%
3	Pakur	247227	Alamgir Alam	Indian National Congress	128218	51.86%	Veni Prasad Gupta	Bharatiya Janata Party	63110	25.53%	65108	26.34%
4	Hazaribagh	216223	Manish Jaiswal	Bharatiya Janata Party	106208	49.12%	Dr. Ramchandra Prasad	Indian National Congress	54396	25.16%	51812	23.96%
5	Sisai	161997	Jiga Susaran Horo	Jharkhand Mukti Morcha	93720	57.85%	Dinesh Oraon	Bharatiya Janata Party	55302	34.14%	38418	23.72%
6	Tamar	141476	Vikas Kumar Munda	Jharkhand Mukti Morcha	55491	39.22%	Ram Durlav Singh Munda	AJSU Party	24520	17.33%	30971	21.89%
7	Potka	199150	Sanjib Sardar	Jharkhand Mukti Morcha	110753	55.61%	Menka Sardar	Bharatiya Janata Party	67643	33.97%	43110	21.65%

Table: MLAs with Margin of Victory more than 20%

% of Margin of Victory of MLAs with Declared Criminal Cases won Against Runners up with Clean Background



% of Margin of Victory of Crorepati Winner won Against Non- Crorepati Runners up

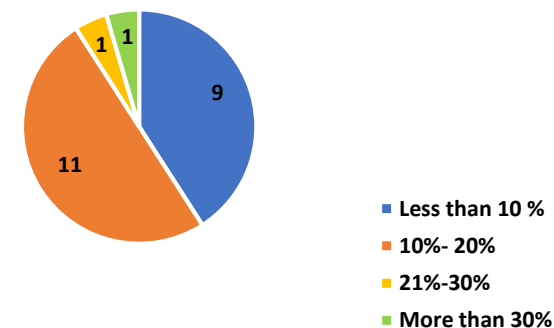


Figure: Margin of Victory of MLAs with declared criminal cases and Crorepati MLAs

MLAs with Declared Criminal Cases and their Margin of Victory:

1. **22(50%)** out of 44 MLAs with declared criminal cases have won against a runner up with a clean background.
2. Among these 22 MLAs, 3 MLAs have won with more than 20% margin of victory.
3. Among these, Manish Jaiswal (Bharatiya Janata Party) from Hazaribagh constituency won with 23.96 % margin of victory.
4. There are 17 MLAs with a clean background who have won against a runner up with declared criminal cases. Out of these 17 MLAs, 6 MLAs have won with more than 10 % margin of victory.

Crorepati MLAs and their Margin of Victory:

1. 22 out of 56 crorepati MLAs have won against a non-crorepati runners up.
2. Among these 22 MLAs, 2 MLAs have won with more than 20 % margin of victory.
3. There are 17 non-crorepati MLAs who have won against crorepati runners up. 3 of them have won with more than 20% margin of victory.

Performance of Women MLAs in Jharkhand Assembly Elections, 2019

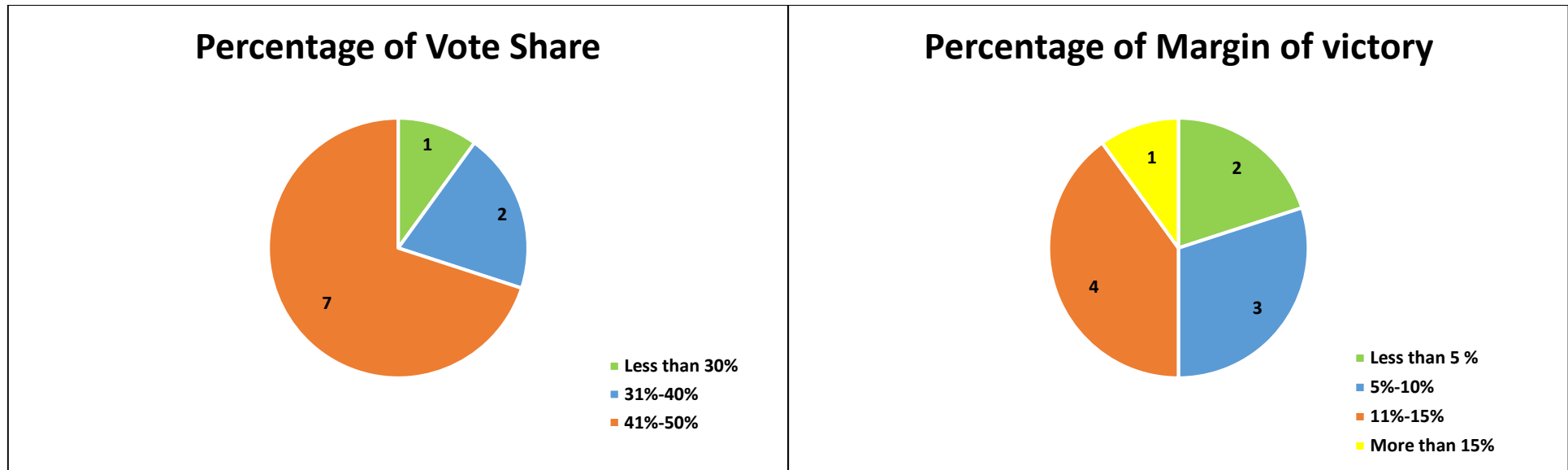


Figure: Performance of Women MLAs

- Among the 81 MLAs, 10 women have been analysed.
- All of them won with 25% and above of vote share in their constituencies.
- Among the women MLAs, Purnima Niraj Singh (Indian National Congress) from Jharia Constituency has won with the highest vote share, i.e. 50.34 % in her constituency and 7.60% of margin of victory.

Performance of Re-elected MLAs in Jharkhand Assembly Elections, 2019

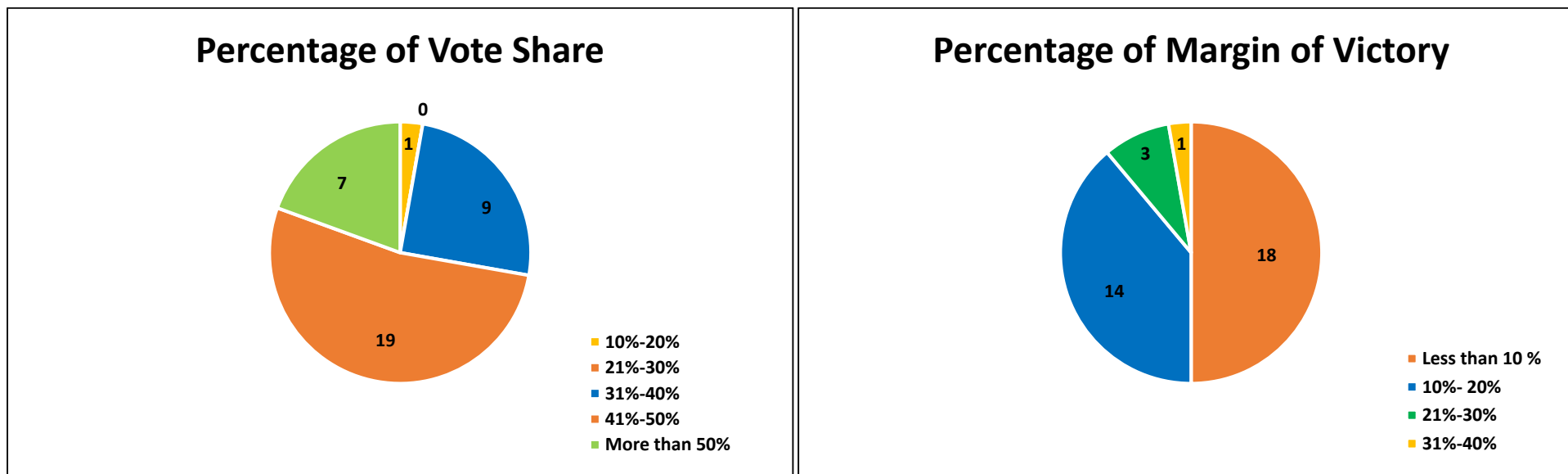


Figure: Performance of Re-Elected MLAs

Percentage Range	Vote Share	Margin of Victory
Less than 10 %	0	18
10%- 20%	1	14
21%-30%	0	3
31%-40%	9	1
41%- 50%	19	0
More than 50 %	7	0

Table: Performance of Re-Elected MLAs

- Out of total 36 re-elected MLAs **7** have won with more than 50% of vote share.
- **18** re-elected MLAs have won with less than 10% of margin of victory.

Details of NOTA

- The NOTA button instated by the ECI in 2013 gave the voters an options of rejecting all the candidates in their constituency. Out of 1, 50, 48,908 votes polled in Jharkhand Assembly, 2019, **2, 05,050 (1.36%)** were polled for NOTA. Out of 1, 38, 68,225 votes polled in Jharkhand Assembly, 2014, **2, 35,039 (1.69%)** were polled for NOTA.
- The top ten constituencies with highest votes polled for NOTA are as follows:

S.N o.	Constituency	Total Valid Votes in The Constituency	Votes Polled for Winner	% of Vote share for Winner	Votes Polled for Runners up	% of Votes Polled for Runners up	Margin of Victory	% Margin of Victory	Votes Polled for NOTA	Votes Polled for NOTA %
1	Chatra	219137	101710	46.41%	77655	35.44%	24055	10.98%	6357	2.90%
2	Latehar	181967	76507	42.04%	60179	33.07%	16328	8.97%	5503	3.02%
3	Deoghar	232865	95491	41.01%	92867	39.88%	2624	1.13%	5381	2.31%
4	Jamua	173627	58468	33.67%	40293	23.21%	18175	10.47%	5149	2.97%
5	Sisai	161997	93720	57.85%	55302	34.14%	38418	23.72%	5013	3.09%
6	Manika	150190	74000	49.27%	57760	38.46%	16240	10.81%	4980	3.32%
7	Daltonganj	217999	103698	47.57%	82181	37.70%	21517	9.87%	4850	2.22%
8	Bishunpur	164401	80864	49.19%	63482	38.61%	17382	10.57%	4599	2.80%
9	Madhupur	229491	88115	38.40%	65046	28.34%	23069	10.05%	4520	1.97%
10	Jagannathpur	113558	32499	28.62%	20893	18.40%	11606	10.22%	4092	3.60%

Table: Top 10 Constituencies with highest votes polled for NOTA

Vote Share and Margin of Victory of MLAs in Jharkhand Assembly Elections

S.No.	Constituency	Total Valid Votes in The Constituency	Winner	Party	Votes Polled for Winner	% of Vote share for Winner	Runners Up	Party	Votes Polled for Runners up	% of Votes Polled for Runners up	Margin of Victory	% Margin of Victory	Votes Polled for NOTA	Votes Polled for NOTA %
1	Baghmara	179134	Dulu Mahato	Bharatiya Janata Party	78291	43.71%	Jaleshwar Mahato	Indian National Congress	77467	43.25%	824	0.46%	1491	0.83%
2	Bagodar	212795	Vinod Kumar Singh	Communist Party of India (Marxist-Leninist) (Liberation)	98201	46.15%	Nagendra Mahto	Bharatiya Janata Party	83656	39.31%	14545	6.84%	3953	1.86%
3	Baharagora	171017	Samir Kr. Mohanty	Jharkhand Mukti Morcha	106017	61.99%	Kunal Shadangi	Bharatiya Janata Party	45452	26.58%	60565	35.41%	1797	1.05%
4	Barhait	137822	Hemant Soren	Jharkhand Mukti Morcha	73725	53.49%	Simon Malto	Bharatiya Janata Party	47985	34.82%	25740	18.68%	2566	1.86%
5	Barhi	180319	Umashankar Akela	Indian National Congress	84358	46.78%	Manoj Kumar Yadav	Bharatiya Janata Party	72987	40.48%	11371	6.31%	1898	1.05%
6	Barkagaon	224045	Amba Prasad	Indian National Congress	98862	44.13%	Roshan Lal Choudhary	AJSU Party	67348	30.06%	31514	14.07%	960	0.43%
7	Barkatha	211618	Amit Kumar Yadav S/O- Chitranjan Yadav	Independent	72572	34.29%	Janki Prasad Yadav	Bharatiya Janata Party	47760	22.57%	24812	11.72%	1419	0.67%
8	Bermo	189734	Rajendra Pd. Singh	Indian National Congress	88945	46.88%	Yogeshwar Mahto	Bharatiya Janata Party	63773	33.61%	25172	13.27%	961	0.51%
9	Bhawanathpur	255498	Bhanu Pratap Shahi	Bharatiya Janata Party	96818	37.89%	Sogra Bibi	Bahujan Samaj Party	56914	22.28%	39904	15.62%	2163	0.85%
10	Bishrampur	188207	Ramchandra Chandravanshi	Bharatiya Janata Party	40635	21.59%	Rajesh Mehta	Bahujan Samaj Party	32122	17.07%	8513	4.52%	1376	0.73%
11	Bishunpur	164401	Chamra Linda	Jharkhand Mukti Morcha	80864	49.19%	Ashok Oraon	Bharatiya Janata Party	63482	38.61%	17382	10.57%	4599	2.80%
12	Bokaro	271225	Biranchi Narayan	Bharatiya Janata Party	112333	41.42%	Shweta Singh	Indian National Congress	99020	36.51%	13313	4.91%	2615	0.96%

S.No.	Constituency	Total Valid Votes in The Constituency	Winner	Party	Votes Polled for Winner	% of Vote share for Winner	Runners Up	Party	Votes Polled for Runners up	% of Votes Polled for Runners up	Margin of Victory	% Margin of Victory	Votes Polled for NOTA	Votes Polled for NOTA %
13	Borio	163232	Lobin Hembrom	Jharkhand Mukti Morcha	77365	47.40%	Surya Narayan Hansada	Bharatiya Janata Party	59441	36.42%	17924	10.98%	2687	1.65%
14	Chaibasa	137944	Deepak Birua	Jharkhand Mukti Morcha	69485	50.37%	J. B. Tubid	Bharatiya Janata Party	43326	31.41%	26159	18.96%	2618	1.90%
15	Chakradharpur	119203	Sukhran Oraon	Jharkhand Mukti Morcha	43832	36.77%	Laxman Giluwa	Bharatiya Janata Party	31598	26.51%	12234	10.26%	2264	1.90%
16	Chandankyari	178123	Amar Kumar Bauri	Bharatiya Janata Party	67739	38.03%	Uma Kant Rajak	AJSU Party	58528	32.86%	9211	5.17%	3896	2.19%
17	Chatra	219137	Satyanand Bhokta	Rashtriya Janata Dal	101710	46.41%	Janardan Paswan	Bharatiya Janata Party	77655	35.44%	24055	10.98%	6357	2.90%
18	Chattarpur	162802	Pushpa Devi	Bharatiya Janata Party	64127	39.39%	Vijay Kumar	Rashtriya Janata Dal	37335	22.93%	26792	16.46%	2754	1.69%
19	Daltonganj	217999	Alok Kumar Chaurasiya	Bharatiya Janata Party	103698	47.57%	Krishna Nand Tripathi	Indian National Congress	82181	37.70%	21517	9.87%	4850	2.22%
20	Deoghar	232865	Narayan Das	Bharatiya Janata Party	95491	41.01%	Suresh Paswan	Rashtriya Janata Dal	92867	39.88%	2624	1.13%	5381	2.31%
21	Dhanbad	230893	Raj Sinha	Bharatiya Janata Party	120773	52.31%	Mannan Mallick	Indian National Congress	90144	39.04%	30629	13.27%	1630	0.71%
22	Dhanwar	189838	Babulal Marandi	Jharkhand Vikas Morcha (Prajanatrik)	52352	27.58%	Lakshman Prasad Singh	Bharatiya Janata Party	34802	18.33%	17550	9.24%	2485	1.31%
23	Dumka	165779	Hemant Soren	Jharkhand Mukti Morcha	81007	48.86%	Lois Marandi	Bharatiya Janata Party	67819	40.91%	13188	7.96%	2267	1.37%
24	Dumri	190289	Jagarnath Mahto	Jharkhand Mukti Morcha	71128	37.38%	Yashoda Devi	AJSU Party	36840	19.36%	34288	18.02%	2090	1.10%
25	Gandey	187343	Dr Sarfraz Ahmad	Jharkhand Mukti Morcha	65023	34.71%	Jai Prakash Verma	Bharatiya Janata Party	56168	29.98%	8855	4.73%	3734	1.99%
26	Garhwa	239930	Mithilesh Kumar Thakur	Jharkhand Mukti Morcha	106681	44.46%	Satyendra Nath Tiwari	Bharatiya Janata Party	83159	34.66%	23522	9.80%	953	0.40%
27	Ghatsila	170041	Ramdas Soren	Jharkhand Mukti Morcha	63531	37.36%	Lakhan Chandra Mardi	Bharatiya Janata Party	56807	33.41%	6724	3.95%	621	0.37%

S.No.	Constituency	Total Valid Votes in The Constituency	Winner	Party	Votes Polled for Winner	% of Vote share for Winner	Runners Up	Party	Votes Polled for Runners up	% of Votes Polled for Runners up	Margin of Victory	% Margin of Victory	Votes Polled for NOTA	Votes Polled for NOTA %
28	Giridih	167822	Sudivya Kumar	Jharkhand Mukti Morcha	80871	48.19%	Nirbhay Kumar Shahabadi	Bharatiya Janata Party	64987	38.72%	15884	9.46%	2773	1.65%
29	Godda	191478	Amit Kumar Mandal	Bharatiya Janata Party	87578	45.74%	Sanjay Prasad Yadav	Rashtriya Janata Dal	83066	43.38%	4512	2.36%	2731	1.43%
30	Gomia	189588	Lambodar Mahto	AJSU Party	71859	37.90%	Babita Devi	Jharkhand Mukti Morcha	60922	32.13%	10937	5.77%	1609	0.85%
31	Gumla	140598	Bhushan Tirkey	Jharkhand Mukti Morcha	67416	47.95%	Mishir Kujur	Bharatiya Janata Party	59749	42.50%	7667	5.45%	3266	2.32%
32	Hatia	251815	Navin Jaiswal	Bharatiya Janata Party	115431	45.84%	Ajay Nath Shahdeo	Indian National Congress	99167	39.38%	16264	6.46%	1507	0.60%
33	Hazaribagh	216223	Manish Jaiswal	Bharatiya Janata Party	106208	49.12%	Dr. Ramchandra Prasad	Indian National Congress	54396	25.16%	51812	23.96%	2293	1.06%
34	Hussainabad	163876	Kamlesh Kumar Singh	Nationalist Congress Party	41293	25.20%	Sanjay Kumar Singh Yadav	Rashtriya Janata Dal	31444	19.19%	9849	6.01%	1234	0.75%
35	Ichagarh	196729	Sabita Mahato	Jharkhand Mukti Morcha	57546	29.25%	Hare Lal Mahato	AJSU Party	38836	19.74%	18710	9.51%	1072	0.54%
36	Jagannathpur	113558	Sona Ram Sinku	Indian National Congress	32499	28.62%	Mangal Singh Bobonga	Jharkhand Vikas Morcha (Prajanatrik)	20893	18.40%	11606	10.22%	4092	3.60%
37	Jama	143591	Sita Murmu	Jharkhand Mukti Morcha	60925	42.43%	Suresh Murmu	Bharatiya Janata Party	58499	40.74%	2426	1.69%	1671	1.16%
38	Jamshedpur East	173618	Saryu Roy	Independent	73945	42.59%	Raghubar Das	Bharatiya Janata Party	58112	33.47%	15833	9.12%	1211	0.70%
39	Jamshedpur West	192476	Banna Gupta	Indian National Congress	96778	50.28%	Devendra Nath Singh	Bharatiya Janata Party	74195	38.55%	22583	11.73%	1892	0.98%
40	Jamtara	212451	Irfan Ansari	Indian National Congress	112829	53.11%	Birendra Mandal	Bharatiya Janata Party	74088	34.87%	38741	18.24%	3031	1.43%
41	Jamua	173627	Kedar Hazra	Bharatiya Janata Party	58468	33.67%	Manju Kumari	Indian National Congress	40293	23.21%	18175	10.47%	5149	2.97%

S.No.	Constituency	Total Valid Votes in The Constituency	Winner	Party	Votes Polled for Winner	% of Vote share for Winner	Runners Up	Party	Votes Polled for Runners up	% of Votes Polled for Runners up	Margin of Victory	% Margin of Victory	Votes Polled for NOTA	Votes Polled for NOTA %
42	Jarmundi	162951	Badal	Indian National Congress	52507	32.22%	Devendra Kunwar	Bharatiya Janata Party	49408	30.32%	3099	1.90%	1449	0.89%
43	Jharia	158509	Purnima Niraj Singh	Indian National Congress	79786	50.34%	Ragini Singh	Bharatiya Janata Party	67732	42.73%	12054	7.60%	636	0.40%
44	Jugsalai	216313	Mangal Kalindi	Jharkhand Mukti Morcha	88581	40.95%	Muchiram Bauri	Bharatiya Janata Party	66647	30.81%	21934	10.14%	3093	1.43%
45	Kanke	254259	Samhari Lal	Bharatiya Janata Party	111975	44.04%	Suresh Kumar Baitha	Indian National Congress	89435	35.17%	22540	8.86%	3313	1.30%
46	Kharasawan	152311	Dashrath Gagrai	Jharkhand Mukti Morcha	73341	48.15%	Jawahar Lal Banra	Bharatiya Janata Party	50546	33.19%	22795	14.97%	1614	1.06%
47	Khijri	215267	Rajesh Kachhap	Indian National Congress	83829	38.94%	Ram Kumar Pahan	Bharatiya Janata Party	78360	36.40%	5469	2.54%	2571	1.19%
48	Khunti	132392	Nilkanth Singh Munda	Bharatiya Janata Party	59198	44.71%	Sushil Pahan	Jharkhand Mukti Morcha	32871	24.83%	26327	19.89%	3785	2.86%
49	Kodarma	203121	Dr. Neera Yadav	Bharatiya Janata Party	63675	31.35%	Amitabh Kumar	Rashtriya Janata Dal	61878	30.46%	1797	0.88%	1536	0.76%
50	Kolebira	127264	Naman Bixal Kongari	Indian National Congress	48574	38.17%	Sujan Jojo	Bharatiya Janata Party	36236	28.47%	12338	9.69%	2353	1.85%
51	Latehar	181967	Baidyanath Ram	Jharkhand Mukti Morcha	76507	42.04%	Prakash Ram	Bharatiya Janata Party	60179	33.07%	16328	8.97%	5503	3.02%
52	Littipara	144199	Dinesh William Marandi	Jharkhand Mukti Morcha	66675	46.24%	Daniel Kisku	Bharatiya Janata Party	52772	36.60%	13903	9.64%	3228	2.24%
53	Lohardaga	174312	Rameshwar Oraon	Indian National Congress	74380	42.67%	Sukhdeo Bhagat	Bharatiya Janata Party	44230	25.37%	30150	17.30%	2799	1.61%
54	Madhupur	229491	Haji Hussain Ansari	Jharkhand Mukti Morcha	88115	38.40%	Raj Paliwar	Bharatiya Janata Party	65046	28.34%	23069	10.05%	4520	1.97%
55	Mahagama	196119	Deepika Pandey Singh	Indian National Congress	89224	45.49%	Ashok Kumar	Bharatiya Janata Party	76725	39.12%	12499	6.37%	1700	0.87%
56	Maheshpur	165366	Stephen Marandi	Jharkhand Mukti Morcha	89197	53.94%	Mistry Soren	Bharatiya Janata Party	55091	33.31%	34106	20.62%	1939	1.17%
57	Majhganon	131352	Niral Purty	Jharkhand Mukti Morcha	67750	51.58%	Bhupendra Pingua	Bharatiya Janata Party	20558	15.65%	47192	35.93%	669	0.51%

S.No.	Constituency	Total Valid Votes in The Constituency	Winner	Party	Votes Polled for Winner	% of Vote share for Winner	Runners Up	Party	Votes Polled for Runners up	% of Votes Polled for Runners up	Margin of Victory	% Margin of Victory	Votes Polled for NOTA	Votes Polled for NOTA %
58	Mandar	224785	Bandhu Tirkey	Jharkhand Vikas Morcha (Prajanatrik)	92491	41.15%	Deo Kumar Dhan	Bharatiya Janata Party	69364	30.86%	23127	10.29%	3895	1.73%
59	Mandu	238894	Jai Prakash Bhai Patel	Bharatiya Janata Party	49855	20.87%	Nirmal Mahto	AJSU Party	47793	20.01%	2062	0.86%	1607	0.67%
60	Manika	150190	Ramchandra Singh	Indian National Congress	74000	49.27%	Raghupal Singh	Bharatiya Janata Party	57760	38.46%	16240	10.81%	4980	3.32%
61	Manoharpur	120962	Joba Majhi	Jharkhand Mukti Morcha	50945	42.12%	Gurucharan Nayak	Bharatiya Janata Party	34926	28.87%	16019	13.24%	3608	2.98%
62	Nala	175462	Rabindra Nath Mahato	Jharkhand Mukti Morcha	61356	34.97%	Satyanand Jha	Bharatiya Janata Party	57836	32.96%	3520	2.01%	601	0.34%
63	Nirsa	211063	Aparna Sengupta	Bharatiya Janata Party	89082	42.21%	Arup Chatterjee	Marxist Co-Ordination	63624	30.14%	25458	12.06%	3800	1.80%
64	Pakur	247227	Alamgir Alam	Indian National Congress	128218	51.86%	Veni Prasad Gupta	Bharatiya Janata Party	63110	25.53%	65108	26.34%	2644	1.07%
65	Panki	177902	Kushwaha Shashi Bhushan Mehta	Bharatiya Janata Party	93184	52.38%	Devendra Kumar Singh	Indian National Congress	55994	31.47%	37190	20.90%	1475	0.83%
66	Poreyhat	188662	Pradeep Yadav	Jharkhand Vikas Morcha (Prajanatrik)	77358	41.00%	Gajadhar Singh	Bharatiya Janata Party	63761	33.80%	13597	7.21%	3078	1.63%
67	Potka	199150	Sanjib Sardar	Jharkhand Mukti Morcha	110753	55.61%	Menka Sardar	Bharatiya Janata Party	67643	33.97%	43110	21.65%	2993	1.50%
68	Rajmahal	210394	Anant Kumar Ojha	Bharatiya Janata Party	88904	42.26%	Md. Tajuddin	AJSU Party	76532	36.38%	12372	5.88%	821	0.39%
69	Ramgarh	223577	Mamta Devi	Indian National Congress	99944	44.70%	Sunita Choudhary	AJSU Party	71226	31.86%	28718	12.84%	862	0.39%
70	Ranchi	170276	Chandreshwar Prasad Singh	Bharatiya Janata Party	79646	46.77%	Mahua Maji	Jharkhand Mukti Morcha	73742	43.31%	5904	3.47%	1845	1.08%
71	Saraikella	229622	Champai Soren	Jharkhand Mukti Morcha	111554	48.58%	Ganesh Mahali	Bharatiya Janata Party	95887	41.76%	15667	6.82%	3940	1.72%

S.No.	Constituency	Total Valid Votes in The Constituency	Winner	Party	Votes Polled for Winner	% of Vote share for Winner	Runners Up	Party	Votes Polled for Runners up	% of Votes Polled for Runners up	Margin of Victory	% Margin of Victory	Votes Polled for NOTA	Votes Polled for NOTA %
72	Sarath	213882	Randhir Kumar Singh	Bharatiya Janata Party	90895	42.50%	Uday Shankar Singh	Jharkhand Vikas Morcha (Prajatantrik)	62175	29.07%	28720	13.43%	885	0.41%
73	Shikaripara	153333	Nalin Soren	Jharkhand Mukti Morcha	79400	51.78%	Paritosh Soren	Bharatiya Janata Party	49929	32.56%	29471	19.22%	3852	2.51%
74	Silli	158708	Sudesh Kumar Mahto	AJSU Party	83700	52.74%	Seema Devi	Jharkhand Mukti Morcha	63505	40.01%	20195	12.72%	1062	0.67%
75	Simaria	203104	Kishun Kumar Das	Bharatiya Janata Party	61438	30.25%	Manoj Kumar Chandra	AJSU Party	50442	24.84%	10996	5.41%	1644	0.81%
76	Simdega	146270	Bhushan Bara	Indian National Congress	60651	41.47%	Shradhanand Besra	Bharatiya Janata Party	60366	41.27%	285	0.19%	3819	2.61%
77	Sindri	227567	Indrajit Mahato	Bharatiya Janata Party	80967	35.58%	Anand Mahato	Marxist Co-Ordination	72714	31.95%	8253	3.63%	1816	0.80%
78	Sisai	161997	Jiga Susaran Horo	Jharkhand Mukti Morcha	93720	57.85%	Dinesh Oraon	Bharatiya Janata Party	55302	34.14%	38418	23.72%	5013	3.09%
79	Tamar	141476	Vikas Kumar Munda	Jharkhand Mukti Morcha	55491	39.22%	Ram Durlav Singh Munda	AJSU Party	24520	17.33%	30971	21.89%	899	0.64%
80	Torpa	116993	Koche Munda	Bharatiya Janata Party	43482	37.17%	Sudeep Guria	Jharkhand Mukti Morcha	33852	28.94%	9630	8.23%	2737	2.34%
81	Tundi	193536	Mathura Prasad Mahato	Jharkhand Mukti Morcha	72552	37.49%	Vikram Pandey	Bharatiya Janata Party	46893	24.23%	25659	13.26%	2550	1.32%

Table: Vote Share and Margin of Victory of MLAs in Jharkhand Assembly Elections



To Get Information About Candidates/Parties/MPs/MLAs/
Corporators/PILs in courts



Give us missed call on: **08010445555**

Toll Free Helpline No: **1800-110-440**

Journalist Helpline no: **8010394248**

Subscribe to ADR on **WhatsApp**
for updates: **7840067840**

Visit: **www.myneta.info**

Email: **adr@adrindia.org**

Send SMS: **Myneta <pincode or constituency>**
to 56070 or 9212356070

To contact ADR State Partners, visit:
<https://adrindia.org/about-adr/state-coordinators>

Social Media

 /myneta.info  /adrindia.org  @adrspeaks  /adrspeaks  /adrspeaks
 <https://in.linkedin.com/company/association-of-democratic-reforms-adr->

Our Websites

www.adrindia.org
Provides detailed analytical reports of Lok Sabha, State Assemblies, local body elections & financial reports of political parties & ongoing PILs in courts

www.myneta.info
Provides full information of criminal cases, asset, liability and education details declared by candidates in the self sworn affidavits

Android Apps

Myneta: The criminal, financial, educational & other background information self declared by candidates in their affidavits during elections is now available on your mobile phones.

Election Watch Reporter: This app provides a tool to the citizens to capture violations of election related laws & the code of conduct. Both the applications are available on Google Play Store.

Contact Details

Jharkhand Election Watch

Mr. Sudhir Pal
State Coordinator
Jharkhand Election Watch
+91-0651 2202-202
+91-94311-07277
manthanindia@gmail.com

National Election Watch/Association for Democratic Reforms

<p>Media and Journalist Helpline</p> <p>+91 80103 94248 Email: adr@adrindia.org</p>	<p>Maj.Gen. Anil Verma (Retd) Head National Election Watch, Association for Democratic Reforms 011 4165 4200, +91 88264 79910 adr@adrindia.org, anilverma@adrindia.org</p>	<p>Prof Jagdeep Chhokar IIM Ahmedabad (Retd.) Founder Member, National Election Watch, Association for Democratic Reforms +91 99996 20944 jchhokar@gmail.com</p>	<p>Prof Trilochan Sastry IIM Bangalore Founder Member, National Election Watch, Association for Democratic Reforms +91 94483 53285 tsastry@gmail.com</p>
--	--	---	--

DISCLAIMER

All information in this report has been taken from the website of Election Commission of India (<http://eci.gov.in>). **ADR does not add or subtract any information, unless the EC changes the data. In particular, no unverified information from any other source is used.** While all efforts have been made to ensure that the information is in keeping with what is available in the ECI website, in case of discrepancy between information in this report and that given in the ECI website, the information available ECI website should be treated as correct. Association for Democratic Reforms, Jharkhand Election Watch and their volunteers are not responsible or liable for any damage arising directly or indirectly from the publication of this report.