

25<sup>th</sup> May, 2026

**Press Release**

**Assam Assembly Elections 2026**

**Analysis of Vote Share, Margin of Victory and Representativeness of Winners**

**Association for Democratic Reforms**

Plot No. E-5, 4th Floor,  
Lane-1, Westend Marg, Saidulajab,  
(Behind Saket Metro Gate No. 2)  
New Delhi-110 030  
Phone: +91-011-4165-4200  
Email: [adr@adrindia.org](mailto:adr@adrindia.org)

## Contents

Summary and Highlights .....	3
Vote Share and Representativeness of Winners.....	4
Voter Turnout.....	5
Vote Share of Winner.....	6
Representativeness of Winners.....	10
Margin of Victory for Winners .....	11
Performance of Women Winners in Assam Assembly Elections, 2026.....	14
Performance of Re-elected Winners in Assam Assembly Elections, 2026 .....	15
Details of NOTA .....	16
Vote Share and Representativeness of Winners in Assam Assembly Elections 2026 .....	17
Vote Share and Margin of Victory of Winners in Assam Assembly Elections 2026 .....	22
Contact Details .....	36
DISCLAIMER .....	37

## Summary and Highlights

Association for Democratic Reforms and Assam Election Watch have analysed the vote share for all **126** constituencies in the Assam Assembly Elections, 2026. The voter's turnout for the Assam assembly elections 2026 was **86.25%** whereas voter's turnout in 2021 assembly elections was **82.24%**.

The Assam Assembly election result was declared on 4<sup>th</sup> May 2026.

### Vote Share of Winners

- The winners of the Assam State Assembly elections **2026**, won with an average of **58.11%** of total votes polled. In the **2021** elections, winners won with an average of **54.08%** of total votes polled.
- **110(87%)** winners won with **50%** and above of the total votes polled in their constituency
- **16(13%)** winners won with less than **50%** of the total votes polled in their constituency.
- **16(76%)** out of **21** winners with declared criminal cases have won with a vote share of **50% and above**.
- **94 (90%)** out of **105** winners with clean backgrounds have won with a vote share of **50% and above**.
- **96(90%)** out of **107** crorepati winners analysed have won with a vote share of **50% and above**
- **14(74%)** out of **19** non-crorepati winners have won with a vote share of **50% and above**.

### Representativeness of Winners

- All the winners of the **Assam State Assembly Elections, 2026** won with an average of **50.12%** of the total registered voters. This implies that the winners represent on an average, **50.12%** of the total electorate. In the Assam State Assembly Elections, 2021 won by an average of **44.47%** of the total registered votes.

### Margin of Victory

- **2** winners have won with a margin of victory of less than **3000** votes.
- **4** winners have won with more than **50%** margin of victory.

### Winners with Declared Criminal Cases and their Margin of Victory:

- **14** out of **21** winners with declared criminal cases have won against a runner up with a clean background.
- Among these **14** winners, **7** winners have won with more than **25%** margin of victory.
- Among these, **Zubair Anam Mazumder (INC)** from **Algapur-Katlicherra** constituency won with **46.44%** margin of victory.

#### Winners with clean background and their Margin of Victory:

- **23** out of **105** winners with clean backgrounds have won against a runner up with declared criminal cases.
- Among these **23** winners, **14** winners have won with more than **25%** margin of victory.
- Among these, **Kaushik Rai (BJP)** from **Lakhipur** constituency won with **64.65%** margin of victory.

#### Crorepati Winners and their Margin of Victory:

- **38** out of **107** crorepati winners have won against a non-crorepati runners up.
- Among these **38** winners, **9** winners have won with more than **40%** margin of victory.
- Among these, **Tuliram Ronghang (BJP)** from **Rongkhang** constituency won with **54.80%** margin of victory.

#### Non-crorepati Winners and their Margin of Victory:

- **10** out of **19** non-crorepati winners have won against crorepati runners up.
- Among these **10** winners, **1** winner has won with more than **40%** margin of victory.
- Among these, **Munindra Das (Bapti) (BJP)** from **Behali** constituency won with **45.84%** margin of victory.

#### Performance of Women Winners

- Among the **126** winners, **7** are women.
- All of them won with **46% and above** of vote share in their constituencies.
- Among the women winners, **Niso Terangpi (BJP)** from **Diphu** constituency has won with the highest vote share, i.e. **62.95%** in her constituency. She has won with **49.62%** representativeness and **34.46%** margin of victory.

#### Performance of Re-elected Winners

- Out of total **63** re-elected winners, none have won with less than **40%** of vote share in their respective constituencies. **54(86%)** have won with more than **50%** of vote share.
- **2(3%)** re-elected winners have won with less than **10%** margin of victory whereas **2** have won with more than **50%** margin of victory.

#### NOTA

- The NOTA button instated by the ECI in 2013 gave the voters an option of rejecting all the candidates in their constituency. Out of **2,16,64,898** votes polled in 2026 Assam Assembly Elections, **2,66,962 (1.23%)** were polled for NOTA.

## Vote Share and Representativeness of Winners

### Voter Turnout

The voter's turnout for the Assam Assembly elections 2026 was **86.25%** whereas voter's turnout in 2021 assembly elections was **82.24%**.




Figure: Comparative Analysis – Voters' Turnout

- **Top 3 Constituencies with Highest Voters' turnout:** The following are the top 3 constituencies with highest voters' turnout in the Assam Assembly Elections, 2026

S.No.	Constituency	Total Registered Votes	Total Valid Votes in The Constituency	% of Voters ' Turnout
1	BIRSING JARUA	283502	274263	96.74%
2	JALESHWAR	243004	234379	96.45%
3	GAURIPUR	311004	299353	96.25%

Table: Top 3 Constituencies with Highest Voters' turnout

- **3 Constituencies with Lowest Voters' turnout:** The following are the 3 constituencies with lowest voters' turnout in the Assam Assembly Elections, 2026

S.No.	Constituency	Total Registered Votes	Total Valid Votes in The Constituency	% of Voters ' Turnout
1	NEW GUWAHATI	192227	139764	72.71%
2	DISPUR	244988	184890	75.47%
3	GUWAHATI CENTRAL	192699	147088	76.33%

Table: 3 Constituencies with Lowest Voters' turnout

## Vote Share of Winner

The percentage of vote share was calculated by dividing the votes polled for the winner by the total number of valid votes polled. The value of vote share represents votes won by the winning candidates among the total number of valid votes polled.

$$\text{Votes Share} = \frac{\text{Total Votes Polled for Winner}}{\text{Total No. of Valid Votes Polled}}$$

The winners of the Assam State Assembly elections, **2026** won by an average of **58.11 %** of total votes polled. In the **2021** elections winners won by an average of **54.08%** of total votes polled.

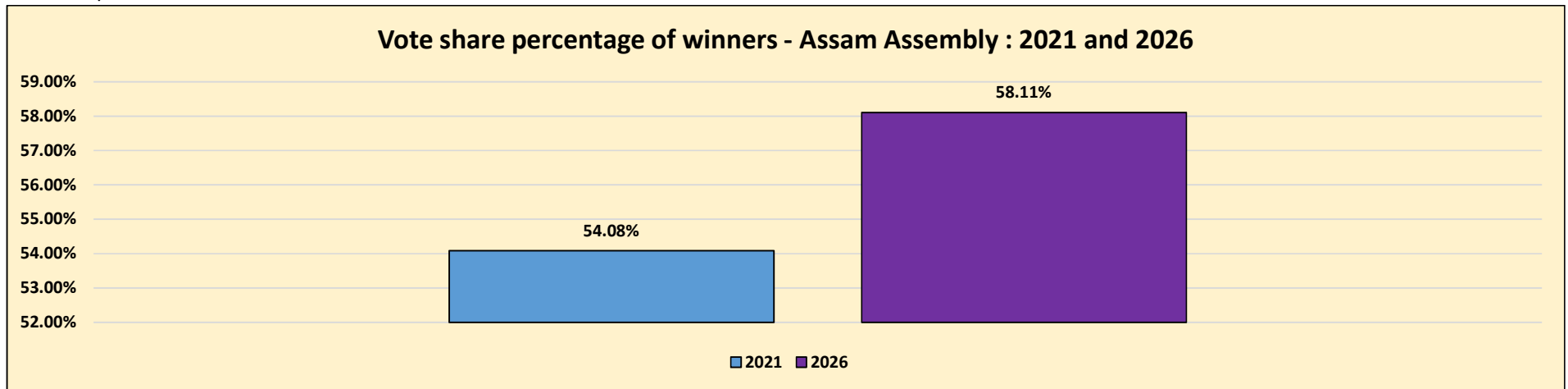


Figure: Vote share percentage of winners – Assam Assembly: 2021 and 2026

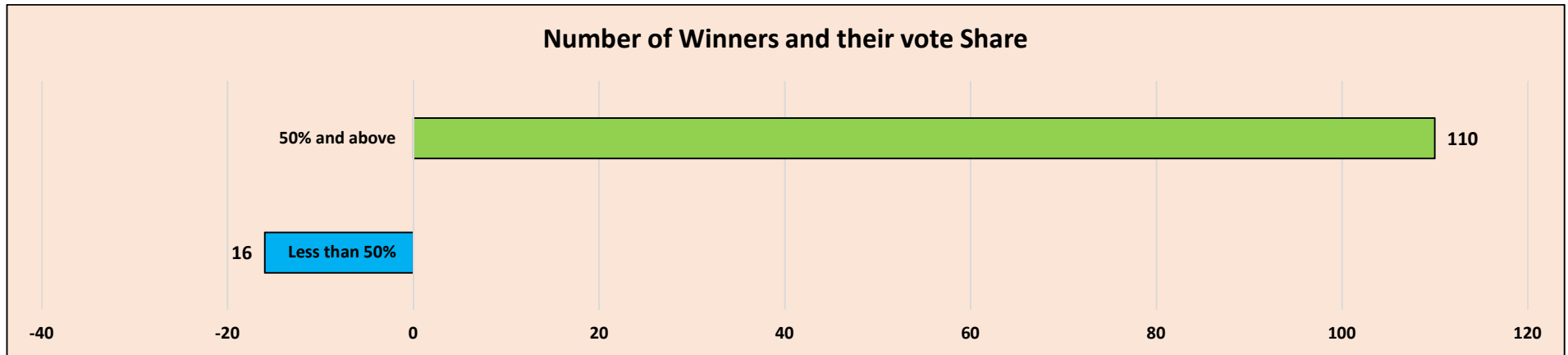


Figure: No. of Winners- Vote Share

- **Winners with highest vote share:** 110(87%) winners won with 50% and above of the total votes polled in their constituency. The top 3 winners who have attained the highest vote share during the Assam State Assembly Elections, 2026 are given below:

S.No.	Winner	Party	Constituency	Total Valid Votes in The Constituency	Total Votes Polled for Winners	% Vote share for Winner
1	Kaushik Rai	Bharatiya Janata Party	Lakhipur	153764	125302	81.49%
2	Tuliram Ronghang	Bharatiya Janata Party	Rongkhang	109939	83248	75.72%
3	Himanta Biswa Sarma	Bharatiya Janata Party	Jalukbari	170854	127151	74.42%

Table: Winners with highest vote share

- **Winners with Least Vote Share:** 16(13%) winners won with less than 50% of the total votes polled in their constituency. 3 winners who have attained the least vote share during the Assam Assembly Elections, 2026 are given below:

S.No.	Winner	Party	Constituency	Total Valid Votes in The Constituency	Total Votes Polled for Winners	% Vote share for Winner
1	Wazed Ali Choudhury	Indian National Congress	Birsing Jarua	274263	113901	41.53%
2	Rupam Chandra Roy	Bodoland Peoples Front	Baokhungri	149422	62677	41.95%
3	Sherman Ali Ahmed	All India Trinamool Congress	Mandia	263456	113480	43.07%

Table: Winners with least vote share

**Party Wise Vote Share**

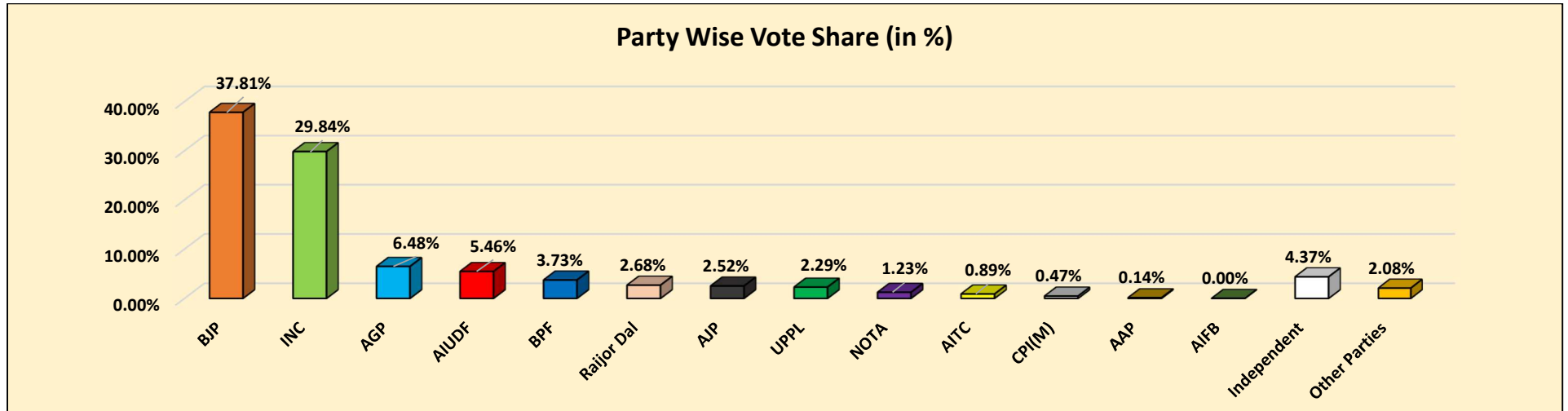


Figure: Party Wise - Vote Share

S.No.	Party	Number of Total Votes Polled for the Party	Percentage of Vote Share
1	Bharatiya Janata Party	8192498	37.81%
2	Indian National Congress	6464016	29.84%
3	Asom Gana Parishad	1402832	6.48%
4	All India United Democratic Front	1182913	5.46%
5	Bodoland Peoples Front	807546	3.73%
6	Rajjor Dal	581574	2.68%
7	Assam Jatiya Parishad	545601	2.52%
8	United People's Party, Liberal	496304	2.29%
9	None of the Above	266962	1.23%
10	All India Trinamool Congress	193365	0.89%
11	Communist Party of India (Marxist)	102190	0.47%
12	Aam Aadmi Party	29473	0.14%
13	All India Forward Bloc	626	0.00%
14	Independent	947803	4.37%
15	Other Parties	451195	2.08%

Table: Party wise vote share

- **Winners with declared criminal cases and their vote share:** 16(76%) out of 21 winners with declared criminal cases have won with a vote share of 50% and above.
- **Winners with clean background and their Vote Share:** 94 (90%) out of 105 winners with clean backgrounds have won with a vote share of 50% and above.

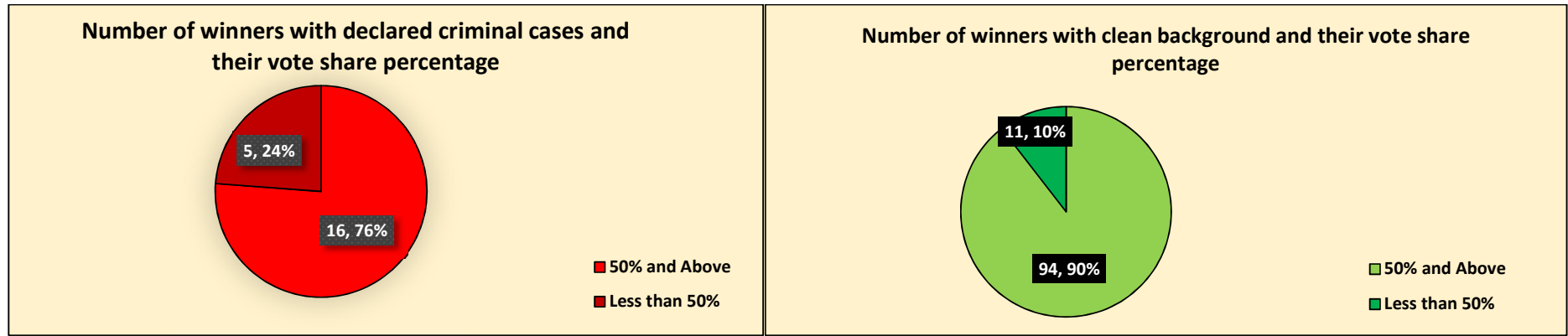


Figure: Vote share of winners with declared criminal cases and clean background winners

- **Crorepati winners and their vote share:** 96(90%) out of 107 crorepati winners analysed have won with a vote share of 50% and above.
- **Non-crorepati winners and their vote share:** 14(74%) out of 19 non-crorepati winners have won with a vote share of 50% and above.

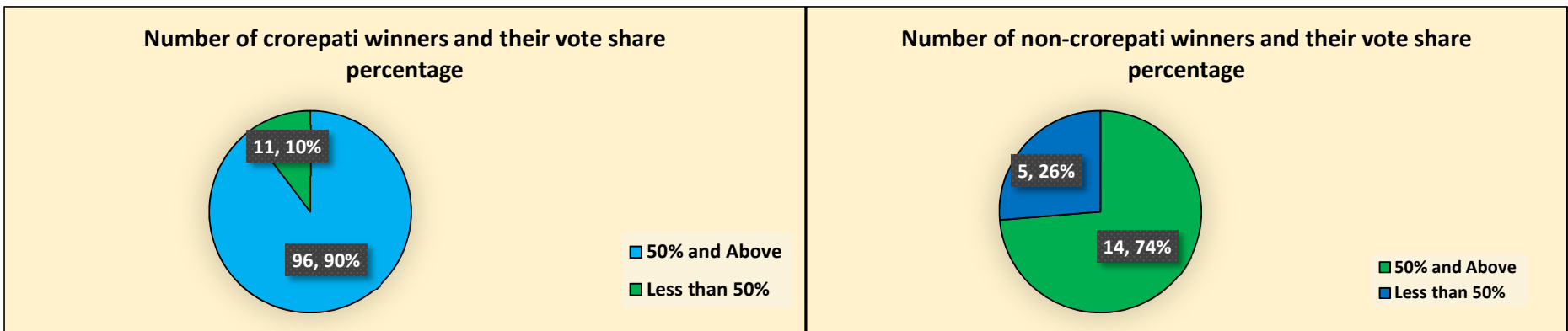


Figure: Vote share of winners with crorepati and non-crorepati winners

## Representativeness of Winners

The percentage of representation is calculated by dividing the votes polled for the winner by the electorate i.e. the total number of registered voters. This value represents the percentage of votes won by the winning candidate among the total number of registered voters in the constituency.

$$\text{Representativeness} = \frac{\text{Total Votes polled for Winner}}{\text{Total No. of Registered Voters}}$$

All the winners of the **Assam State Assembly Elections, 2026** won with an average of **50.12%** of the total registered voters. This implies that the winners represent on an average, **50.12%** of the total electorate. In the Assam State Assembly Elections, 2021 won by an average of **44.47%** of the total registered votes.

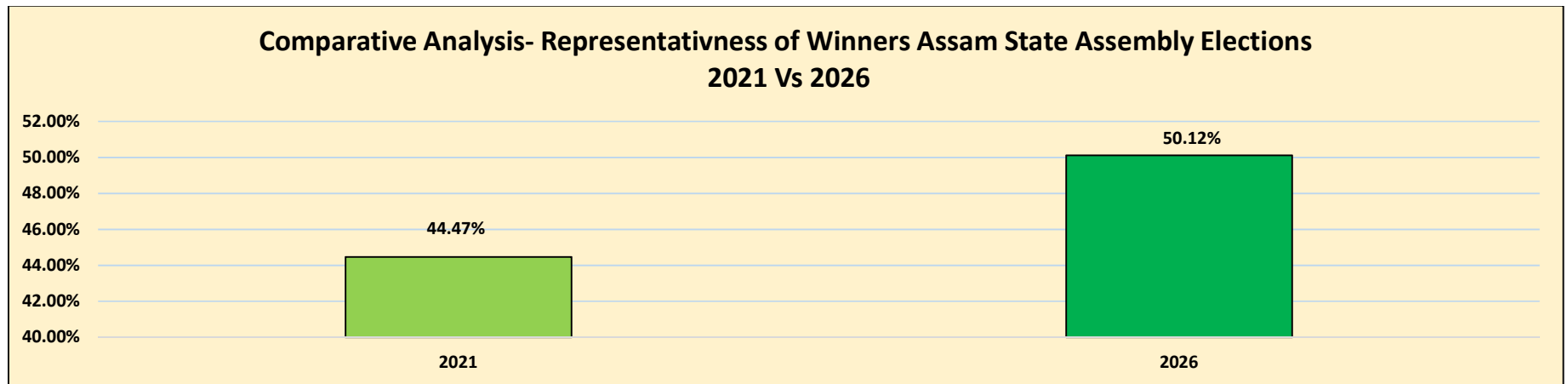


Figure – Comparative Analysis- Representativeness of Winners

## Margin of Victory for Winners

**Margin of Victory = Vote Polled for Winners – Votes Polled for the Runner Up**

- **Winners with Margin of Victory less than 3000 votes:** The details of winners with a Margin of Victory less than **3000** votes are given below:

S.No.	Constituency	Total Valid Votes in The Constituency	Winner	Party	Votes Polled for Winners	% Vote share for Winner	Runners Up	Party	Votes Polled for Runners up	% of Votes Polled for Runners up	Margin of Victory	% Margin of Victory
1	Hajo-Sualkuchi	170786	Prakash Chandra Das	Asom Gana Parishad	81699	47.84%	Nandita Das	Indian National Congress	80975	47.41%	724	0.42%
2	Bilasipara	178686	Jibesh Roy	Asom Gana Parishad	85937	48.09%	Amrit Badsha	Indian National Congress	83243	46.59%	2694	1.51%

**Table: Winners with Margin of Victory less than 3000 votes**

- **Winners with Margin of Victory more than 50%:** The details of Winners with Margin of Victory more than **50%** are given below:

S.No.	Constituency	Total Valid Votes in The Constituency	Winner	Party	Votes Polled for Winners	% Vote share for Winner	Runners Up	Party	Votes Polled for Runners up	% of Votes Polled for Runners up	Margin of Victorys	% Margin of Victory
1	Lakhipur	153764	Kaushik Rai	Bharatiya Janata Party	125302	81.49%	M. Santi Kumar Singha	Indian National Congress	25901	16.84%	99401	64.65%
2	Rongkhang	109939	Tuliram Ronghang	Bharatiya Janata Party	83248	75.72%	Augustine Enghee	Indian National Congress	23005	20.93%	60243	54.80%
3	Jalukbari	170854	Himanta Biswa Sarma	Bharatiya Janata Party	127151	74.42%	Bidisha Neog	Indian National Congress	37717	22.08%	89434	52.35%
4	Samaguri	213275	Tanzil Hussain	Indian National Congress	145212	68.09%	Anil Saikia	Bharatiya Janata Party	36902	17.30%	108310	50.78%

**Table: Winners with Margin of Victory more than 50%**

**Winners with Declared Criminal Cases and their Margin of Victory:**

- 14 out of 21 winners with declared criminal cases have won against a runner up with a clean background.
- Among these 14 winners, 7 winners have won with more than 25% margin of victory.
- Among these, Zubair Anam Mazumder (INC) from Algapur-Katlicherra constituency won with 46.44% margin of victory.

**Winners with clean background and their Margin of Victory:**

- 23 out of 105 winners with clean backgrounds have won against a runner up with declared criminal cases.
- Among these 23 winners, 14 winners have won with more than 25% margin of victory.
- Among these, Kaushik Rai (BJP) from Lakhipur constituency won with 64.65% margin of victory.

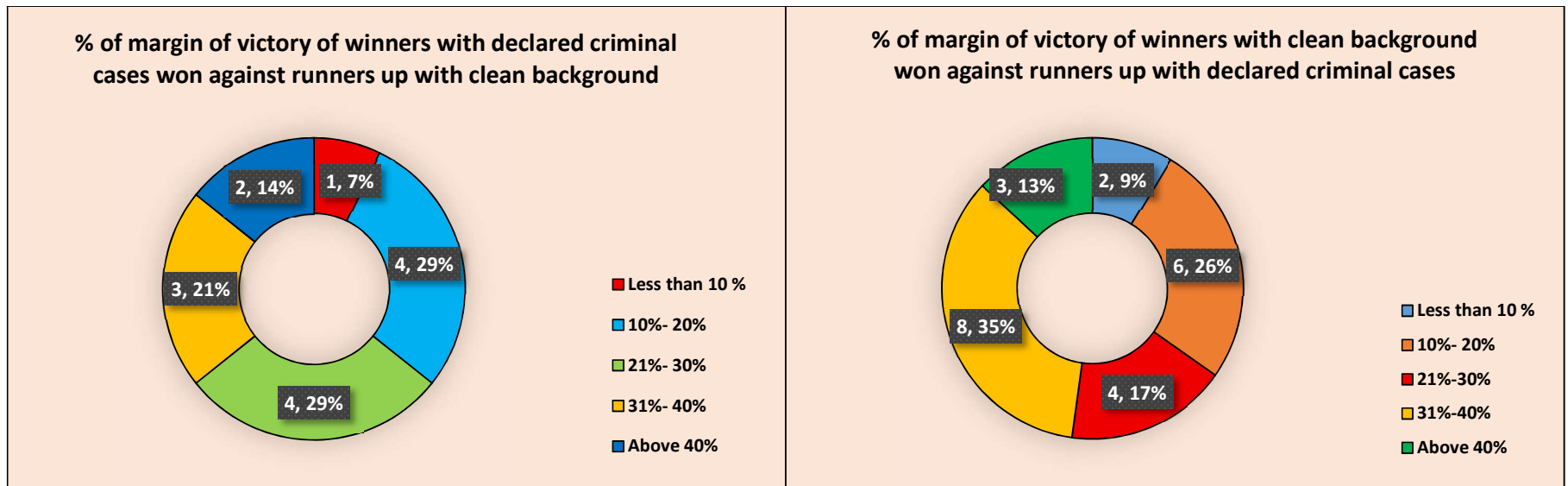


Figure: Margin of victory of winners with declared criminal cases and clean background winners

**Crorepati Winners and their Margin of Victory:**

- **38** out of **107** crorepati winners have won against a non-crorepati runners up.
- Among these **38** winners, **9** winners have won with more than **40%** margin of victory.
- Among these, **Tuliram Ronghang (BJP)** from **Rongkhang** constituency won with **54.80%** margin of victory.

**Non-crorepati Winners and their Margin of Victory:**

- **10** out of **19** non-crorepati winners have won against crorepati runners up.
- Among these **10** winners, **1** winner has won with more than **40%** margin of victory.
- Among these, **Munindra Das (Bapti) (BJP)** from **Behali** constituency won with **45.84%** margin of victory.

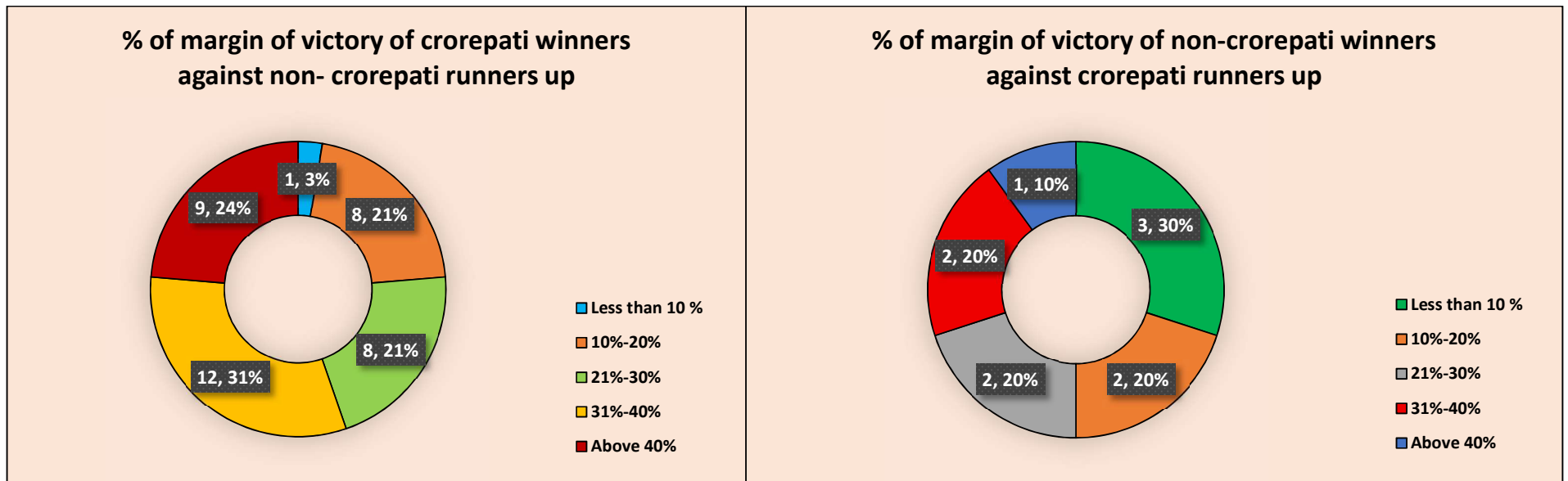


Figure: Margin of victory of crorepati winners and non-crorepati winners

### Performance of Women Winners in Assam Assembly Elections, 2026

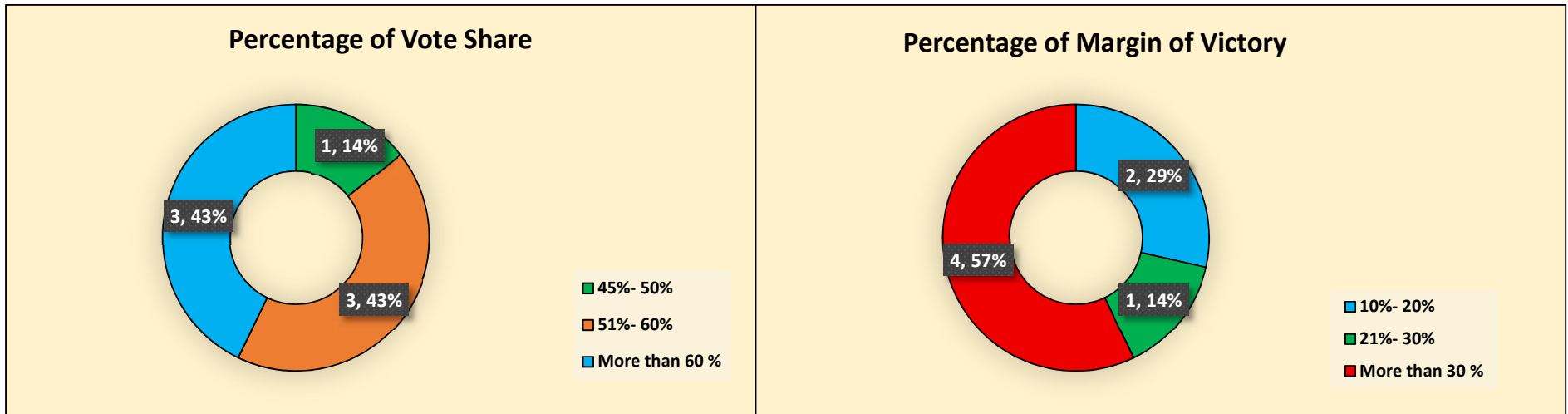


Figure: Performance of Women Winners

- Among the **126** winners, **7** are women.
- All of them won with **46% and above** of vote share in their constituencies.
- Among the women winners, **Niso Terangpi (BJP)** from **Diphu** constituency has won with the highest vote share, i.e. **62.95%** in her constituency. She has won with **49.62%** representativeness and **34.46%** margin of victory.

### Performance of Re-elected Winners in Assam Assembly Elections, 2026

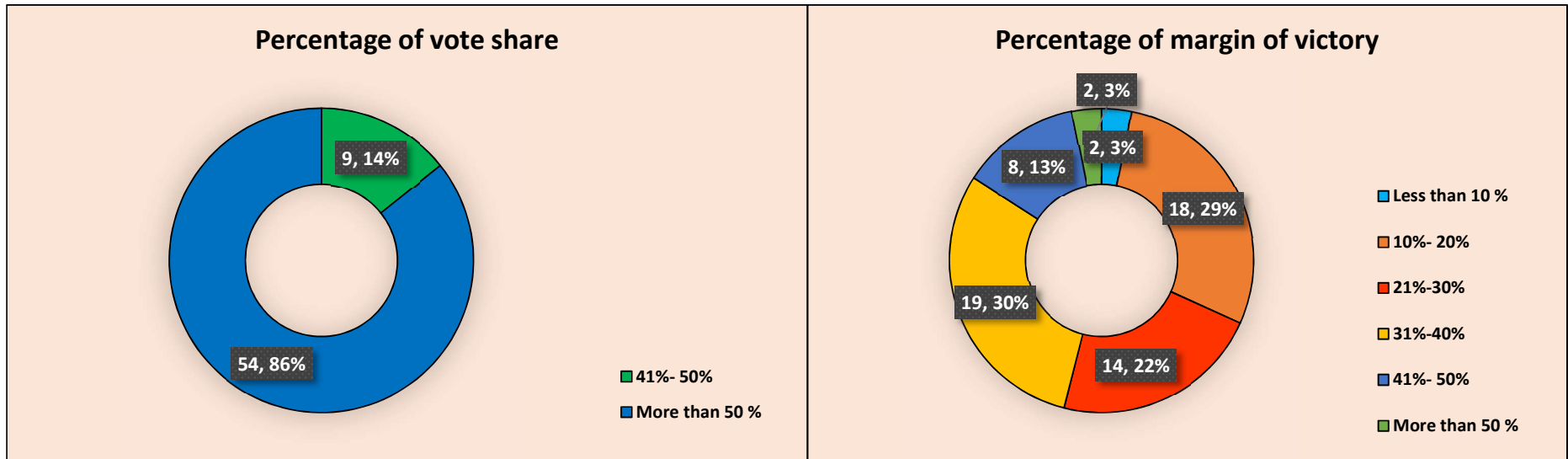


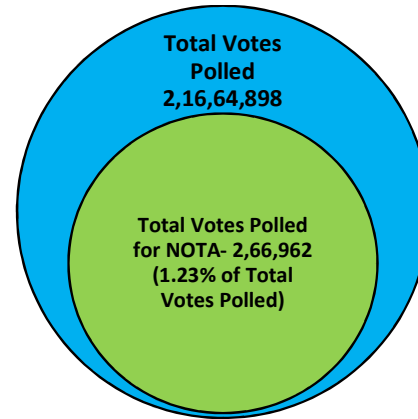
Figure: Performance of Re-Elected Winners

Percentage Range	Vote Share	Margin of Victory
Less than 10 %	0	2
10%- 20%	0	18
21%-30%	0	14
31%-40%	0	19
41%- 50%	9	8
More than 50 %	54	2

Table: Performance of Re-Elected Winners

- Out of total **63** re-elected winners, none have won with less than **40%** of vote share in their respective constituencies. **54(86%)** have won with more than **50%** of vote share.
- **2(3%)** re-elected winners have won with less than **10%** margin of victory whereas **2** have won with more than **50%** margin of victory.

### Details of NOTA



- The NOTA button instated by the ECI in 2013 gave the voters an option of rejecting all the candidates in their constituency. Out of **2,16,64,898** votes polled in 2026 Assam Assembly Elections, **2,66,962 (1.23%)** were polled for NOTA.
- The top ten constituencies with highest votes polled for NOTA are as follows:

S.No.	Constituency	Total Valid Votes in The Constituency	Votes Polled for Winners	% Vote share for Winners	Votes Polled for Runners up	% of Votes Polled for Runners up	Votes Polled for NOTA	Votes Polled for NOTA %
1	Barpeta	149635	94086	62.88%	46684	31.20%	5195	3.47%
2	Doomdooma	121500	86009	70.79%	30627	25.21%	4864	4.00%
3	Dibrugarh	157546	106803	67.79%	34760	22.06%	4284	2.72%
4	Chabua-Lahowal	146834	89202	60.75%	38288	26.08%	3820	2.60%
5	Teok	161841	90368	55.84%	67696	41.83%	3777	2.33%
6	New Guwahati	139764	89636	64.13%	41968	30.03%	3574	2.56%
7	Bajali	142997	80130	56.04%	55684	38.94%	3566	2.49%
8	Rangia	185368	107929	58.22%	73900	39.87%	3539	1.91%
9	Jalukbari	170854	127151	74.42%	37717	22.08%	3440	2.01%
10	Sidli Chirang	189023	101275	53.58%	62674	33.16%	3402	1.80%

Table: Top 10 Constituencies with highest votes polled for NOTA

### Vote Share and Representativeness of Winners in Assam Assembly Elections 2026

S.N o.	Constituency	Total Registered Voters	Total Valid Votes in The Constituency	Winner	Party	Total Votes Polled for Winners	% Vote share for Winner	% of Representativeness
1	LAKHIPUR	179657	153764	KAUSHIK RAI	Bharatiya Janata Party	125302	81.49%	69.75%
2	JALESHWAR	243004	234379	AFTAB UDDIN MOLLAH	Indian National Congress	162174	69.19%	66.74%
3	SAMAGURI	227138	213275	TANZIL HUSSAIN	Indian National Congress	145212	68.09%	63.93%
4	RONGKHANG	132872	109939	TULIRAM RONGHANG	Bharatiya Janata Party	83248	75.72%	62.65%
5	JAGIROAD	250986	219600	PIJUSH HAZARIKA	Bharatiya Janata Party	155129	70.64%	61.81%
6	RAM KRISHNA NAGAR	218016	189546	BIJOY MALAKAR	Bharatiya Janata Party	134013	70.70%	61.47%
7	JALUKBARI	207757	170854	HIMANTA BISWA SARMA	Bharatiya Janata Party	127151	74.42%	61.20%
8	CHAMARIA	247660	234572	REKIBUDDIN AHMED	Indian National Congress	149720	63.83%	60.45%
9	ABHAYAPURI	184995	167851	BHUPEN ROY	Bharatiya Janata Party	111154	66.22%	60.08%
10	NALBARI	200897	182540	Jayanta Malla Baruah	Bharatiya Janata Party	118611	64.98%	59.04%
11	GAURIPUR	311004	299353	ABDUS SOBAHAN ALI SARKAR	Indian National Congress	182971	61.12%	58.83%
12	RUPAHIHAT	232955	220747	NURUL HUDA	Indian National Congress	135682	61.46%	58.24%
13	JONAI	222517	180153	BHUBON PEGU	Bharatiya Janata Party	128940	71.57%	57.95%
14	DOOMDOOMA	148920	121500	RUPESH GOWALA	Bharatiya Janata Party	86009	70.79%	57.76%
15	HOJAI	251818	224705	SHILADITYA DEV	Bharatiya Janata Party	144361	64.24%	57.33%
16	PAKABETBARI	276748	262631	JAKIR HUSSAIN SIKDAR	Indian National Congress	157748	60.06%	57.00%
17	GOALPARA WEST	161811	147530	PABITRA RABHA	Bharatiya Janata Party	92216	62.51%	56.99%
18	DUDHNAI	176295	157848	TANKESWAR RABHA	Bharatiya Janata Party	100353	63.58%	56.92%
19	NAGAON-BATADRABA	200654	169066	RUPAK SARMAH	Bharatiya Janata Party	113958	67.40%	56.79%
20	MORIGAON	208838	177283	RAMA KANTA DEWRI	Bharatiya Janata Party	117942	66.53%	56.48%
21	DHAKUAKHANA	163468	136464	SHRI NABA KUMAR DOLEY	Bharatiya Janata Party	92123	67.51%	56.36%
22	NAHARKATIA	156498	124613	TARANGA GOGOI	Bharatiya Janata Party	87768	70.43%	56.08%
23	BEHALI	156021	132435	MUNINDRA DAS (BAPTI)	Bharatiya Janata Party	87224	65.86%	55.91%
24	HOWRAGHAT	190666	155690	LUNSING TERON	Bharatiya Janata Party	106229	68.23%	55.71%
25	GOHPUR	173830	146954	UTPAL BORAH	Bharatiya Janata Party	96582	65.72%	55.56%

S.N o.	Constituency	Total Registered Voters	Total Valid Votes in The Constituency	Winner	Party	Total Votes Polled for Winners	% Vote share for Winner	% of Representativeness
26	UDHARBOND	186002	156372	RAJDEEP GOALA	Bharatiya Janata Party	103331	66.08%	55.55%
27	DHING	237100	220106	MEHBOOB UKHTAR	Raijor Dal	131182	59.60%	55.33%
28	BARPETA	171429	149635	DIPAK KUMAR DAS	Asom Gana Parishad	94086	62.88%	54.88%
29	LAHARIGHAT	308350	292863	DR ASIF MOHAMMAD NAZAR	Indian National Congress	169212	57.78%	54.88%
30	PATHARKANDI	179026	152455	KRISHNENDU PAUL	Bharatiya Janata Party	98101	64.35%	54.80%
31	NADUAR	204036	172146	PADMA HAZARIKA	Bharatiya Janata Party	111125	64.55%	54.46%
32	BOKO-CHAYGAON	197209	167980	RAJU MESH	Bharatiya Janata Party	107113	63.77%	54.31%
33	MANKACHAR	311228	298796	Mohibur Rohman (Bappy)	Indian National Congress	169036	56.57%	54.31%
34	CHENGA	256637	244817	ABDUR RAHIM AHMED	Indian National Congress	139167	56.85%	54.23%
35	DIBRUGARH	197973	157546	PRASANTA PHUKAN	Bharatiya Janata Party	106803	67.79%	53.95%
36	GOLAKGANJ	204890	194312	ASHWINI RAY SARKAR	Bharatiya Janata Party	110533	56.88%	53.95%
37	HAILAKANDI	222147	188124	MILON DAS	Bharatiya Janata Party	119591	63.57%	53.83%
38	MAJULI	145725	123325	BHUBAN GAM	Bharatiya Janata Party	78324	63.51%	53.75%
39	NAZIRA	183197	156768	MAYUR BORGHAIN	Bharatiya Janata Party	98198	62.64%	53.60%
40	DIMORIA	218536	179348	DR. TAPAN DAS	Asom Gana Parishad	116058	64.71%	53.11%
41	KHUMTAI	172177	145976	MRINAL SAIKIA	Bharatiya Janata Party	91127	62.43%	52.93%
42	GUWAHATI CENTRAL	192699	147088	VIJAY KUMAR GUPTA	Bharatiya Janata Party	101297	68.87%	52.57%
43	ALGAPUR-KATLICHERRA	278596	227043	ZUBAIR ANAM MAZUMDER	Indian National Congress	145661	64.16%	52.28%
44	LAKHIMPUR	164950	142885	MANAB DEKA	Bharatiya Janata Party	85726	60.00%	51.97%
45	SILCHAR	213230	172808	DR. RAJDEEP ROY	Bharatiya Janata Party	110758	64.09%	51.94%
46	BHOWANIPUR-SORBHOJ	218610	194963	RANJEET KUMAR DASS	Bharatiya Janata Party	113069	58.00%	51.72%
47	KATIGORAH	214527	190257	KAMALAKHYA DEY PURKAYASTHA	Bharatiya Janata Party	110758	58.21%	51.63%
48	BARKHETRI	220722	201536	NARAYAN DEKA	Bharatiya Janata Party	113001	56.07%	51.20%
49	RANGIA	211187	185368	BHABESH KALITA	Bharatiya Janata Party	107929	58.22%	51.11%
50	KOKRAJHAR	146482	122963	SEWLI MOHILARY	Bodoland Peoples Front	74816	60.84%	51.08%

S.N o.	Constituency	Total Registered Voters	Total Valid Votes in The Constituency	Winner	Party	Total Votes Polled for Winners	% Vote share for Winner	% of Representativeness
51	DHOLAI	197122	160189	AMIYA KANTI DAS	Bharatiya Janata Party	100634	62.82%	51.05%
52	SARUPATHAR	189050	150840	BISWAJIT PHUKAN	Bharatiya Janata Party	96341	63.87%	50.96%
53	DHUBRI	232566	220650	BABY BEGUM	Indian National Congress	118362	53.64%	50.89%
54	DERGAON	177939	148630	MRIDUL KUMAR DUTTA	Bharatiya Janata Party	90049	60.59%	50.61%
55	GOLAGHAT	202172	165185	AJANTA NEOG	Bharatiya Janata Party	102212	61.88%	50.56%
56	BARHAMPUR	233230	196714	JITU GOSWAMI	Bharatiya Janata Party	117127	59.54%	50.22%
57	PALASBARI	217659	186581	HIMANGSHU SHEKHAR BAISHYA	Bharatiya Janata Party	109301	58.58%	50.22%
58	NOWBOICHA	173226	153502	DR. JOY PRAKASH DAS	Indian National Congress	86981	56.66%	50.21%
59	DEMOW	179520	150126	SUSANTA BORGHAIN	Bharatiya Janata Party	89681	59.74%	49.96%
60	CHABUA-LAHOWAL	178610	146834	BINOD HAZARIKA	Bharatiya Janata Party	89202	60.75%	49.94%
61	AMRI	100831	79437	HABBEY TERON	Bharatiya Janata Party	50273	63.29%	49.86%
62	TINGKHONG	178440	145298	BIMAL BORAH	Bharatiya Janata Party	88912	61.19%	49.83%
63	DHEKIAJULI	224595	187633	ASHOK SINGHAL	Bharatiya Janata Party	111880	59.63%	49.81%
64	BORKHOLA	206450	177149	KISHOR NATH	Bharatiya Janata Party	102775	58.02%	49.78%
65	DIPHU	183128	144357	NISO TERANGPI	Bharatiya Janata Party	90866	62.95%	49.62%
66	HAFLONG	158849	132503	RUPALI LANGTHASA	Bharatiya Janata Party	78674	59.38%	49.53%
67	MANGALDAI	202499	182716	NILIMA DEVI	Bharatiya Janata Party	100078	54.77%	49.42%
68	TIHU	205208	179252	CHANDRAMOHAN PATOWARY	Bharatiya Janata Party	100855	56.26%	49.15%
69	TINSUKIA	173347	135818	PULOK GOHAIN	Bharatiya Janata Party	85184	62.72%	49.14%
70	BOKAKHAT	164976	135748	ATUL BORA	Asom Gana Parishad	80987	59.66%	49.09%
71	SIPAJHAR	203947	178622	PARAMANANDA RAJBONGSHI	Bharatiya Janata Party	99720	55.83%	48.90%
72	MARGHERITA	177215	139899	BHASKAR SHARMA	Bharatiya Janata Party	86349	61.72%	48.73%
73	KARIMGANJ SOUTH	285942	237543	AMINUR RASHID CHOUDHURY	Indian National Congress	137257	57.78%	48.00%
74	MARIANI	166351	136231	RUPJYOTI KURMI	Bharatiya Janata Party	79632	58.45%	47.87%
75	BAJALI	167821	142997	DHARMESWAR ROY	Asom Gana Parishad	80130	56.04%	47.75%

S.N o.	Constituency	Total Registered Voters	Total Valid Votes in The Constituency	Winner	Party	Total Votes Polled for Winners	% Vote share for Winner	% of Representativeness
76	SADIYA	203348	159830	BOLIN CHETIA	Bharatiya Janata Party	97087	60.74%	47.74%
77	GORESWAR	206310	170498	VICTOR KUMAR DAS	Bharatiya Janata Party	98108	57.54%	47.55%
78	RANGAPARA	170419	143822	KRISHNA KAMAL TANTI	Bharatiya Janata Party	81022	56.33%	47.54%
79	LUMDING	244593	218200	SIBU MISRA	Bharatiya Janata Party	115330	52.86%	47.15%
80	KARIMGANJ NORTH	260607	225887	JAKARIA AHMED	Indian National Congress	122356	54.17%	46.95%
81	MAKUM	159328	129621	SANJOY KISHAN	Bharatiya Janata Party	74694	57.62%	46.88%
82	DHEMAJI	179334	142976	DR. RANOJ PEGU	Bharatiya Janata Party	83649	58.51%	46.64%
83	NEW GUWAHATI	192227	139764	DIPLU RANJAN SARMAH	Bharatiya Janata Party	89636	64.13%	46.63%
84	TANGLA	181151	153803	BIKAN CHANDRA DEKA	Bharatiya Janata Party	84309	54.82%	46.54%
85	JORHAT	149239	118297	HITENDRA NATH GOSWAMI	Bharatiya Janata Party	69439	58.70%	46.53%
86	DALGAON	317472	304249	MAZIBUR RAHMAN	All India United Democratic Front	147555	48.50%	46.48%
87	MAHMORA	149641	125954	SURUJ DEHINGIA	Bharatiya Janata Party	69530	55.20%	46.46%
88	RONGONADI	178409	160353	RISHIRAJ HAZARIKA	Bharatiya Janata Party	82204	51.26%	46.08%
89	SIDLI CHIRANG	220143	189023	PANIRAM BRAHMA	Bodoland Peoples Front	101275	53.58%	46.00%
90	SONAI	196178	160491	AMINUL HAQUE LASKAR	Indian National Congress	89957	56.05%	45.85%
91	SRIJANGRAM	233969	224808	MD. NURUL ISLAM	Indian National Congress	106716	47.47%	45.61%
92	RAHA	244777	208408	SASHI KANTA DAS	Bharatiya Janata Party	111360	53.43%	45.49%
93	MAZBAT	186728	158399	CHARAN BORO	Bodoland Peoples Front	84718	53.48%	45.37%
94	TEOK	199662	161841	BIKASH SAIKIA	Asom Gana Parishad	90368	55.84%	45.26%
95	UDALGURI	170490	140646	RIHON DAIMARI	Bodoland Peoples Front	76800	54.61%	45.05%
96	DOTMA	108448	94274	RABIRAM NARZARY	Bodoland Peoples Front	48775	51.74%	44.98%
97	BILASIPARA	191444	178686	JIBESH ROY	Asom Gana Parishad	85937	48.09%	44.89%
98	BISWANATH	189580	160934	PALLAB LOCHAN DAS	Bharatiya Janata Party	84862	52.73%	44.76%
99	GOALPARA EAST	228682	217511	ABUL KALAM RASHEED ALAM	Indian National Congress	102205	46.99%	44.69%
100	TEZPUR	177307	148217	PRITHIRAJ RAVA	Asom Gana Parishad	79140	53.39%	44.63%
101	BINNAKANDI	269050	236890	MOHAMMED BADRUDDIN AJMAL	All India United Democratic Front	119721	50.54%	44.50%

S.N o.	Constituency	Total Registered Voters	Total Valid Votes in The Constituency	Winner	Party	Total Votes Polled for Winners	% Vote share for Winner	% of Representativeness
102	DIGBOI	147827	116749	SUREN PHUKAN	Bharatiya Janata Party	65690	56.27%	44.44%
103	BOKAJAN	157775	128219	SURJYA RONGPHAR	Bharatiya Janata Party	69851	54.48%	44.27%
104	BARCILLA	191007	158972	RITU BARAN SARMAH	Bharatiya Janata Party	84495	53.15%	44.24%
105	BAKSA	201571	161321	MANESWAR BRAHMA	Bodoland Peoples Front	88820	55.06%	44.06%
106	PARBATJHORA	175250	164277	MD ASHRAFUL ISLAM SHEIKH	Indian National Congress	77128	46.95%	44.01%
107	MANAS	205675	176761	THANESWAR BASUMATARY	Bodoland Peoples Front	90060	50.95%	43.79%
108	BIHPURIA	167431	140453	BHUPEN KUMAR BORAH	Bharatiya Janata Party	73050	52.01%	43.63%
109	SONARI	172755	143747	DHORMESWAR KONWAR	Bharatiya Janata Party	74833	52.06%	43.32%
110	KHOWANG	158492	132217	CHAKRADHAR GOGOI	Bharatiya Janata Party	67038	50.70%	42.30%
111	DISPUR	244988	184890	PRADYUT BORDOLOI	Bharatiya Janata Party	103337	55.89%	42.18%
112	HAJO-SUALKUCHI	194744	170786	PRAKASH CHANDRA DAS	Asom Gana Parishad	81699	47.84%	41.95%
113	BONGAIGAON	172508	156780	DIPTIMAYEE CHOUDHURY	Asom Gana Parishad	72247	46.08%	41.88%
114	BHERGAON	161211	133609	MAHESWAR BARO	Bodoland Peoples Front	67105	50.22%	41.63%
115	TAMULPUR	214924	178903	BISWAJIT DAIMARY	Bharatiya Janata Party	89308	49.92%	41.55%
116	SISSIBARGAON	182576	145491	JIBAN GOGOI	Bharatiya Janata Party	75758	52.07%	41.49%
117	SIBSAGAR	211795	175209	AKHIL GOGOI	Raijor Dal	86521	49.38%	40.85%
118	MANDIA	280175	263456	SHERMAN ALI AHMED	All India Trinamool Congress	113480	43.07%	40.50%
119	DULIAJAN	177680	143474	RAMESWAR TELI	Bharatiya Janata Party	71467	49.81%	40.22%
120	BIRSING JARUA	283502	274263	WAZED ALI CHOUDHURY	Indian National Congress	113901	41.53%	40.18%
121	KAMALPUR	185760	164239	DIGANTA KALITA	Bharatiya Janata Party	74455	45.33%	40.08%
122	KALIABOR	189922	164145	KESHAB MAHANTA	Asom Gana Parishad	74029	45.10%	38.98%
123	TITABOR	202313	165739	DHIRAJ GOWALA	Bharatiya Janata Party	78743	47.51%	38.92%
124	BIJNI	185551	165075	ARUP KUMAR DEY	Bharatiya Janata Party	71708	43.44%	38.65%
125	GOSSAIGAON	115141	100093	SABHARAM BASUMATARY	Bodoland Peoples Front	44394	44.35%	38.56%
126	BAOKHUNGRI	166394	149422	RUPAM CHANDRA ROY	Bodoland Peoples Front	62677	41.95%	37.67%

**Table: Vote Share and Representativeness of Winners**

### Vote Share and Margin of Victory of Winners in Assam Assembly Elections 2026

S.No.	Constituency	Total Valid Votes in The Constituency	Winner	Party	Votes Polled for Winners	% Vote share for Winner	Runners Up	Party	Votes Polled for Runners up	% of Votes Polled for Runners up	Margin of Victory	% Margin of Victory	Votes Polled for NOTA	Votes Polled for NOTA %
1	LAKHIPUR	153764	KAUSHIK RAI	Bharatiya Janata Party	125302	81.49%	M. SANTI KUMAR SINGHA	Indian National Congress	25901	16.84%	99401	64.65%	2561	1.67%
2	RONGKHANG	109939	TULIRAM RONGHANG	Bharatiya Janata Party	83248	75.72%	AUGUSTINE ENGHEE	Indian National Congress	23005	20.93%	60243	54.80%	1220	1.11%
3	JALUKBARI	170854	HIMANTA BISWA SARMA	Bharatiya Janata Party	127151	74.42%	BIDISHA NEOG	Indian National Congress	37717	22.08%	89434	52.35%	3440	2.01%
4	JONAI	180153	BHUBON PEGU	Bharatiya Janata Party	128940	71.57%	RAJU KUMAR MEDOK	Indian National Congress	48816	27.10%	80124	44.48%	2397	1.33%
5	DOOMDOOMA	121500	RUPESH GOWALA	Bharatiya Janata Party	86009	70.79%	DURGA BHUMIJ	Indian National Congress	30627	25.21%	55382	45.58%	4864	4.00%
6	RAM KRISHNA NAGAR	189546	BIJOY MALAKAR	Bharatiya Janata Party	134013	70.70%	SURUCHI ROY	Indian National Congress	50248	26.51%	83765	44.19%	1247	0.66%
7	JAGIROAD	219600	PIJUSH HAZARIKA	Bharatiya Janata Party	155129	70.64%	SRI BUBUL DAS	Indian National Congress	61545	28.03%	93584	42.62%	2926	1.33%
8	NAHARKATIA	124613	TARANGA GOGOI	Bharatiya Janata Party	87768	70.43%	PRANATEE PHUKAN	Indian National Congress	25486	20.45%	62282	49.98%	2121	1.70%
9	JALESHWAR	234379	AFTAB UDDIN MOLLAH	Indian National Congress	162174	69.19%	SHEIKH SHAH ALAM	All India United Democratic Front	52486	22.39%	109688	46.80%	1286	0.55%
10	GUWAHATI CENTRAL	147088	VIJAY KUMAR GUPTA	Bharatiya Janata Party	101297	68.87%	KUNKI CHOWDHURY	Assam Jatiya Parishad	39376	26.77%	61921	42.10%	1892	1.29%
11	HOWRAGHAT	155690	LUNSING TERON	Bharatiya Janata Party	106229	68.23%	SANJEEB TERON	Indian National Congress	28123	18.06%	78106	50.17%	2322	1.49%

S.No.	Constituency	Total Valid Votes in The Constituency	Winner	Party	Votes Polled for Winners	% Vote share for Winner	Runners Up	Party	Votes Polled for Runners up	% of Votes Polled for Runners up	Margin of Victory	% Margin of Victory	Votes Polled for NOTA	Votes Polled for NOTA %
12	SAMAGURI	213275	TANZIL HUSSAIN	Indian National Congress	145212	68.09%	ANIL SAIKIA	Bharatiya Janata Party	36902	17.30%	108310	50.78%	995	0.47%
13	DIBRUGARH	157546	PRASANT A PHUKAN	Bharatiya Janata Party	106803	67.79%	MAINAK PATRA	Assam Jatiya Parishad	34760	22.06%	72043	45.73%	4284	2.72%
14	DHAKUAKHANA	136464	SHRI NABA KUMAR DOLEY	Bharatiya Janata Party	92123	67.51%	ANANDA NARAH	Indian National Congress	42051	30.81%	50072	36.69%	1111	0.81%
15	NAGAON-BATADRABA	169066	RUPAK SARMAH	Bharatiya Janata Party	113958	67.40%	DURLAV CHAMUA	Indian National Congress	51974	30.74%	61984	36.66%	2061	1.22%
16	MORIGAON	177283	RAMA KANTA DEWRI	Bharatiya Janata Party	117942	66.53%	BANI KANTA DAS	Assam Jatiya Parishad	52453	29.59%	65489	36.94%	2027	1.14%
17	ABHAYAPURI	167851	BHUPEN ROY	Bharatiya Janata Party	111154	66.22%	PRADIP SARKAR	Indian National Congress	52228	31.12%	58926	35.11%	1995	1.19%
18	UDHARBOND	156372	RAJDEEP GOALA	Bharatiya Janata Party	103331	66.08%	AJIT SINGH	Indian National Congress	47867	30.61%	55464	35.47%	1837	1.17%
19	BEHALI	132435	MUNINDR A DAS (BAPTI)	Bharatiya Janata Party	87224	65.86%	GYANENDR A SARKAR	Communist Party of India (Marxist-Leninist) (Liberation)	26521	20.03%	60703	45.84%	3397	2.57%
20	GOHPUR	146954	UTPAL BORAH	Bharatiya Janata Party	96582	65.72%	SANKAR JYOTI KUTUM	Indian National Congress	43860	29.85%	52722	35.88%	1873	1.27%
21	NALBARI	182540	Jayanta Malla Baruah	Bharatiya Janata Party	118611	64.98%	ASHOK KUMAR SARMA	Indian National Congress	58510	32.05%	60101	32.92%	2644	1.45%
22	DIMORIA	179348	DR. TAPAN DAS	Asom Gana Parishad	116058	64.71%	SHRI KISHOR KUMAR BARUAH	Indian National Congress	50673	28.25%	65385	36.46%	3306	1.84%

S.No.	Constituency	Total Valid Votes in The Constituency	Winner	Party	Votes Polled for Winners	% Vote share for Winner	Runners Up	Party	Votes Polled for Runners up	% of Votes Polled for Runners up	Margin of Victory	% Margin of Victory	Votes Polled for NOTA	Votes Polled for NOTA %
23	NADUAR	172146	PADMA HAZARIKA	Bharatiya Janata Party	111125	64.55%	SUNIL KUMAR CHHETRI	Indian National Congress	58209	33.81%	52916	30.74%	2812	1.63%
24	PATHARKANDI	152455	KRISHNEN DU PAUL	Bharatiya Janata Party	98101	64.35%	KARTIK SENA SINHA	Indian National Congress	51337	33.67%	46764	30.67%	1005	0.66%
25	HOJAI	224705	SHILADITY A DEV	Bharatiya Janata Party	144361	64.24%	JHILLI CHOWDHURY	Indian National Congress	77660	34.56%	66701	29.68%	2684	1.19%
26	ALGAPUR-KATLICHERRA	227043	ZUBAIR ANAM MAZUMDER	Indian National Congress	145661	64.16%	ZAKIR HUSSAIN LASKAR	Asom Gana Parishad	40213	17.71%	105448	46.44%	1542	0.68%
27	NEW GUWAHATI	139764	DIPLU RANJAN SARMAH	Bharatiya Janata Party	89636	64.13%	SANTANU BORA	Indian National Congress	41968	30.03%	47668	34.11%	3574	2.56%
28	SILCHAR	172808	DR. RAJDEEP ROY	Bharatiya Janata Party	110758	64.09%	ABHIJIT PAUL	Indian National Congress	56761	32.85%	53997	31.25%	3002	1.74%
29	SARUPATHAR	150840	BISWAJIT PHUKAN	Bharatiya Janata Party	96341	63.87%	JIBAN CHUTIA	Assam Jatiya Parishad	40261	26.69%	56080	37.18%	2386	1.58%
30	CHAMARIA	234572	REKIBUDDIN AHMED	Indian National Congress	149720	63.83%	IMDAD HUSSAIN	All India United Democratic Front	71024	30.28%	78696	33.55%	1336	0.57%
31	BOKO-CHAYGAON	167980	RAJU MESH	Bharatiya Janata Party	107113	63.77%	RAMEN SINGH RABHA	Indian National Congress	47559	28.31%	59554	35.45%	1652	0.98%
32	DUDHNAI	157848	TANKESWAR RABHA	Bharatiya Janata Party	100353	63.58%	KISHORE KUMAR BRAHMA	Indian National Congress	52716	33.40%	47637	30.18%	1591	1.01%
33	HAILAKANDI	188124	MILON DAS	Bharatiya Janata Party	119591	63.57%	RAHUL ROY	Indian National Congress	63774	33.90%	55817	29.67%	1708	0.91%

S.No.	Constituency	Total Valid Votes in The Constituency	Winner	Party	Votes Polled for Winners	% Vote share for Winner	Runners Up	Party	Votes Polled for Runners up	% of Votes Polled for Runners up	Margin of Victory	% Margin of Victory	Votes Polled for NOTA	Votes Polled for NOTA %
34	MAJULI	123325	BHUBAN GAM	Bharatiya Janata Party	78324	63.51%	DR. INDRANEEL PEGU	Indian National Congress	43024	34.89%	35300	28.62%	958	0.78%
35	AMRI	79437	HABBEY TERON	Bharatiya Janata Party	50273	63.29%	BIKRAM HANSE	Independent	26363	33.19%	23910	30.10%	1829	2.30%
36	DIPHU	144357	NISO TERANGPI	Bharatiya Janata Party	90866	62.95%	J. I KATHAR	Independent	41126	28.49%	49740	34.46%	2928	2.03%
37	BARPETA	149635	DIPAK KUMAR DAS	Asom Gana Parishad	94086	62.88%	GAGAN CHANDRA HALOI	Independent	46684	31.20%	47402	31.68%	5195	3.47%
38	DHOLAI	160189	AMIYA KANTI DAS	Bharatiya Janata Party	100634	62.82%	DHRUBAJY OTI PURKAYAST HA	Indian National Congress	56172	35.07%	44462	27.76%	1748	1.09%
39	TINSUKIA	135818	PULOK GOHAIN	Bharatiya Janata Party	85184	62.72%	DEVID PHUKAN	Indian National Congress	36687	27.01%	48497	35.71%	2407	1.77%
40	NAZIRA	156768	MAYUR BORGHA IN	Bharatiya Janata Party	98198	62.64%	DEBABRAT A SAIKIA	Indian National Congress	51497	32.85%	46701	29.79%	1735	1.11%
41	GOALPARA WEST	147530	PABITRA RABHA	Bharatiya Janata Party	92216	62.51%	MARKLINE MARAK	Indian National Congress	52299	35.45%	39917	27.06%	913	0.62%
42	KHUMTAI	145976	MRINAL SAIKIA	Bharatiya Janata Party	91127	62.43%	ROSELINA TIRKEY	Indian National Congress	32715	22.41%	58412	40.01%	2146	1.47%
43	GOLAGHAT	165185	AJANTA NEOG	Bharatiya Janata Party	102212	61.88%	Bitupan Saikia	Indian National Congress	58453	35.39%	43759	26.49%	2243	1.36%
44	MARGHERITA	139899	BHASKAR SHARMA	Bharatiya Janata Party	86349	61.72%	RAHUL CHETRY	Raijor Dal	31032	22.18%	55317	39.54%	3290	2.35%

S.No.	Constituency	Total Valid Votes in The Constituency	Winner	Party	Votes Polled for Winners	% Vote share for Winner	Runners Up	Party	Votes Polled for Runners up	% of Votes Polled for Runners up	Margin of Victory	% Margin of Victory	Votes Polled for NOTA	Votes Polled for NOTA %
45	RUPAHIHAT	220747	NURUL HUDA	Indian National Congress	135682	61.46%	AMINUL ISLAM	All India United Democratic Front	65916	29.86%	69766	31.60%	1160	0.53%
46	TINGKHONG	145298	BIMAL BORAH	Bharatiya Janata Party	88912	61.19%	BIPUL GOGOI	Indian National Congress	39886	27.45%	49026	33.74%	2295	1.58%
47	GAURIPUR	299353	ABDUS SOBAHAN ALI SARKAR	Indian National Congress	182971	61.12%	NIZANUR RAHMAN	All India United Democratic Front	63874	21.34%	119097	39.78%	1845	0.62%
48	KOKRAJHAR	122963	SEWLI MOHILAR Y	Bodoland Peoples Front	74816	60.84%	LAWRENCE ISLARY	United People's Party, Liberal	35183	28.61%	39633	32.23%	1859	1.51%
49	CHABUA-LAHOWAL	146834	BINOD HAZARIKA	Bharatiya Janata Party	89202	60.75%	PRANJAL GHATOWA R	Indian National Congress	38288	26.08%	50914	34.67%	3820	2.60%
50	SADIYA	159830	BOLIN CHETIA	Bharatiya Janata Party	97087	60.74%	JAGADISH BHUYAN	Assam Jatiya Parishad	55338	34.62%	41749	26.12%	2645	1.65%
51	DERGAON	148630	MRIDUL KUMAR DUTTA	Bharatiya Janata Party	90049	60.59%	SAGORIKA BORA	Indian National Congress	53096	35.72%	36953	24.86%	2583	1.74%
52	PAKABETBARI	262631	JAKIR HUSSAIN SIKDAR	Indian National Congress	157748	60.06%	MINAKSHI RAHMAN	All India United Democratic Front	92481	35.21%	65267	24.85%	1454	0.55%
53	LAKHIMPUR	142885	MANAB DEKA	Bharatiya Janata Party	85726	60.00%	GHANA BURAGOHA IN	Indian National Congress	53506	37.45%	32220	22.55%	1533	1.07%
54	DEMOW	150126	SUSANTA BORGHA IN	Bharatiya Janata Party	89681	59.74%	AJOY KUMAR GOGOI	Indian National Congress	56153	37.40%	33528	22.33%	1717	1.14%
55	BOKAKHAT	135748	ATUL BORA	Asom Gana Parishad	80987	59.66%	HARI PRASAD SAIKIA	Raijor Dal	20450	15.06%	60537	44.60%	2818	2.08%

S.No.	Constituency	Total Valid Votes in The Constituency	Winner	Party	Votes Polled for Winners	% Vote share for Winner	Runners Up	Party	Votes Polled for Runners up	% of Votes Polled for Runners up	Margin of Victory	% Margin of Victory	Votes Polled for NOTA	Votes Polled for NOTA %
56	DHEKIAJULI	187633	ASHOK SINGHAL	Bharatiya Janata Party	111880	59.63%	BATASH ORANG	Indian National Congress	63711	33.96%	48169	25.67%	2292	1.22%
57	DHING	220106	MEHBOOB MUKTAR	Raijor Dal	131182	59.60%	MATIUR RAHMAN	All India United Democratic Front	59688	27.12%	71494	32.48%	1680	0.76%
58	BARHAMPUR	196714	JITU GOSWAMI	Bharatiya Janata Party	117127	59.54%	RAJEN GOHAIN	Assam Jatiya Parishad	60986	31.00%	56141	28.54%	2745	1.40%
59	HAFLONG	132503	RUPALI LANGTHASA	Bharatiya Janata Party	78674	59.38%	DANIEL LANGTHASA	National People's Party	28368	21.41%	50306	37.97%	1377	1.04%
60	JORHAT	118297	HITENDRA NATH GOSWAMI	Bharatiya Janata Party	69439	58.70%	GAURAV GOGOI	Indian National Congress	46257	39.10%	23182	19.60%	1319	1.11%
61	PALASBARI	186581	HIMANGSHU SHEKHAR BAISHYA	Bharatiya Janata Party	109301	58.58%	PANKAJ LOCHAN GOSWAMI	Assam Jatiya Parishad	65348	35.02%	43953	23.56%	2173	1.16%
62	DHEMAJI	142976	DR. RANOJ PEGU	Bharatiya Janata Party	83649	58.51%	Sailen Sonowal	Indian National Congress	51420	35.96%	32229	22.54%	1197	0.84%
63	MARIANI	136231	RUPJYOTI KURMI	Bharatiya Janata Party	79632	58.45%	GYANASHREE BORA	Raijor Dal	52792	38.75%	26840	19.70%	1574	1.16%
64	RANGIA	185368	BHABESH KALITA	Bharatiya Janata Party	107929	58.22%	PRANJIT CHOUDHURY	Indian National Congress	73900	39.87%	34029	18.36%	3539	1.91%
65	KATIGORAH	190257	KAMALAKHYA DEY PURKAYASTHA	Bharatiya Janata Party	110758	58.21%	AMAR CHAND JAIN	Indian National Congress	73078	38.41%	37680	19.80%	1194	0.63%
66	BORKHOLA	177149	KISHOR NATH	Bharatiya Janata Party	102775	58.02%	AMIT KUMAR KALWAR	Indian National Congress	66162	37.35%	36613	20.67%	1447	0.82%

S.No.	Constituency	Total Valid Votes in The Constituency	Winner	Party	Votes Polled for Winners	% Vote share for Winner	Runners Up	Party	Votes Polled for Runners up	% of Votes Polled for Runners up	Margin of Victory	% Margin of Victory	Votes Polled for NOTA	Votes Polled for NOTA %
67	BHOWANIPUR-SORBHOG	194963	RANJEET KUMAR DASS	Bharatiya Janata Party	113069	58.00%	MANORANJAN TALUKDAR	Communist Party of India (Marxist)	73917	37.91%	39152	20.08%	2225	1.14%
68	KARIMGANJ SOUTH	237543	AMINUR RASHID CHOUDHURY	Indian National Congress	137257	57.78%	EKBAL HUSSAIN	Asom Gana Parishad	50625	21.31%	86632	36.47%	1631	0.69%
69	LAHARIGHAT	292863	DR ASIF MOHAM MAD NAZAR	Indian National Congress	169212	57.78%	SIDDIQUE AHMED	All India United Democratic Front	102917	35.14%	66295	22.64%	1679	0.57%
70	MAKUM	129621	SANJOY KISHAN	Bharatiya Janata Party	74694	57.62%	SIBANATH CHETIA	Indian National Congress	46418	35.81%	28276	21.81%	3047	2.35%
71	GOESWAR	170498	VICTOR KUMAR DAS	Bharatiya Janata Party	98108	57.54%	PABITRA KUMAR BARO	United People's Party, Liberal	28859	16.93%	69249	40.62%	2022	1.19%
72	GOLAKGANJ	194312	ASHWINI RAY SARKAR	Bharatiya Janata Party	110533	56.88%	KARTIK CHANDRA RAY	Indian National Congress	79751	41.04%	30782	15.84%	1120	0.58%
73	CHENGA	244817	ABDUR RAHIM AHMED	Indian National Congress	139167	56.85%	ASHRAFUL HUSSAIN	All India United Democratic Front	51818	21.17%	87349	35.68%	1855	0.76%
74	NOWBOICHA	153502	DR. JOY PRAKASH DAS	Indian National Congress	86981	56.66%	BASANTA DAS	Asom Gana Parishad	63230	41.19%	23751	15.47%	957	0.62%
75	MANKACHAR	298796	Mohibur Rohman (Bappy)	Indian National Congress	169036	56.57%	ZABED ISLAM	Asom Gana Parishad	115890	38.79%	53146	17.79%	1050	0.35%
76	RANGAPARA	143822	KRISHNA KAMAL TANTI	Bharatiya Janata Party	81022	56.33%	KARTIK CHANDRA KURMI	Indian National Congress	37707	26.22%	43315	30.12%	1853	1.29%
77	DIGBOI	116749	SUREN PHUKAN	Bharatiya Janata Party	65690	56.27%	DULAL MORAN	Raijor Dal	24617	21.09%	41073	35.18%	2697	2.31%

S.No.	Constituency	Total Valid Votes in The Constituency	Winner	Party	Votes Polled for Winners	% Vote share for Winner	Runners Up	Party	Votes Polled for Runners up	% of Votes Polled for Runners up	Margin of Victory	% Margin of Victory	Votes Polled for NOTA	Votes Polled for NOTA %
78	TIHU	179252	CHANDRA MOHAN PATOWARY	Bharatiya Janata Party	100855	56.26%	RATUL PATOWARY	Indian National Congress	74359	41.48%	26496	14.78%	2147	1.20%
79	BARKHETRI	201536	NARAYAN DEKA	Bharatiya Janata Party	113001	56.07%	DIGANTA BARMAN	Indian National Congress	84157	41.76%	28844	14.31%	2001	0.99%
80	SONAI	160491	AMINUL HAQUE LASKAR	Indian National Congress	89957	56.05%	KARIM UDDIN BARBHUIYA	Asom Gana Parishad	62787	39.12%	27170	16.93%	1562	0.97%
81	BAJALI	142997	DHARMES WAR ROY	Asom Gana Parishad	80130	56.04%	DILIP BARUAH	Assam Jatiya Parishad	55684	38.94%	24446	17.10%	3566	2.49%
82	DISPUR	184890	PRADYUT BORDOLOI	Bharatiya Janata Party	103337	55.89%	MIRA BORTHAKUR GOSWAMI	Indian National Congress	53670	29.03%	49667	26.86%	2941	1.59%
83	TEOK	161841	BIKASH SAIKIA	Asom Gana Parishad	90368	55.84%	PALLABI SAIKIA GOGOI	Indian National Congress	67696	41.83%	22672	14.01%	3777	2.33%
84	SIPAJHAR	178622	PARAMANANDA RAJBONGSHI	Bharatiya Janata Party	99720	55.83%	BINANDA KUMAR SAIKIA	Indian National Congress	74475	41.69%	25245	14.13%	2396	1.34%
85	MAHMORA	125954	SURUJ DEHINGIA	Bharatiya Janata Party	69530	55.20%	JNYANDIP MOHAN	Indian National Congress	53509	42.48%	16021	12.72%	2915	2.31%
86	BAKSA	161321	MANESWAR BRAHMA	Bodoland Peoples Front	88820	55.06%	RAKESH BRAHMA	United People's Party, Liberal	39770	24.65%	49050	30.41%	2937	1.82%
87	TANGLA	153803	BIKAN CHANDRA DEKA	Bharatiya Janata Party	84309	54.82%	ROHIT PARIGA	Indian National Congress	29708	19.32%	54601	35.50%	2603	1.69%
88	MANGALDAI	182716	NILIMA DEVI	Bharatiya Janata Party	100078	54.77%	RIJUMONI TALUKDAR	Indian National Congress	76142	41.67%	23936	13.10%	1853	1.01%

S.No.	Constituency	Total Valid Votes in The Constituency	Winner	Party	Votes Polled for Winners	% Vote share for Winner	Runners Up	Party	Votes Polled for Runners up	% of Votes Polled for Runners up	Margin of Victory	% Margin of Victory	Votes Polled for NOTA	Votes Polled for NOTA %
89	UDALGURI	140646	RIHON DAIMARI	Bodoland Peoples Front	76800	54.61%	DIPEN BORO	United People's Party, Liberal	49246	35.01%	27554	19.59%	2588	1.84%
90	BOKAJAN	128219	SURJYA RONGPHAR	Bharatiya Janata Party	69851	54.48%	RATON ENGTI	Indian National Congress	52385	40.86%	17466	13.62%	1886	1.47%
91	KARIMGANJ NORTH	225887	JAKARIA AHMED	Indian National Congress	122356	54.17%	SUBRATA BHATTACHARJEE	Bharatiya Janata Party	96353	42.66%	26003	11.51%	1292	0.57%
92	DHUBRI	220650	BABY BEGUM	Indian National Congress	118362	53.64%	NAZRUL HOQUE	All India United Democratic Front	49701	22.52%	68661	31.12%	1386	0.63%
93	SIDLI CHIRANG	189023	PANIRAM BRAHMA	Bodoland Peoples Front	101275	53.58%	RANJIT BASUMATARY	United People's Party, Liberal	62674	33.16%	38601	20.42%	3402	1.80%
94	MAZBAT	158399	CHARAN BORO	Bodoland Peoples Front	84718	53.48%	PRITI REKHA BARLA	Jharkhand Mukti Morcha	29172	18.42%	55546	35.07%	2515	1.59%
95	RAHA	208408	SASHI KANTA DAS	Bharatiya Janata Party	111360	53.43%	UTPAL BANIA	Indian National Congress	90766	43.55%	20594	9.88%	1958	0.94%
96	TEZPUR	148217	PRITHIRAJ RAVA	Asom Gana Parishad	79140	53.39%	ALOK NATH	Raijor Dal	59190	39.93%	19950	13.46%	2704	1.82%
97	BARCILLA	158972	RITU BARAN SARMAH	Bharatiya Janata Party	84495	53.15%	RIPUN BORA	Indian National Congress	59933	37.70%	24562	15.45%	1845	1.16%
98	LUMDING	218200	SIBU MISRA	Bharatiya Janata Party	115330	52.86%	SWAPAN KAR	Indian National Congress	93216	42.72%	22114	10.13%	2470	1.13%
99	BISWANATH	160934	PALLAB LOCHAN DAS	Bharatiya Janata Party	84862	52.73%	JAYANTA BORAH	Indian National Congress	59092	36.72%	25770	16.01%	1855	1.15%
100	SISSIBARGAON	145491	JIBAN GOGOI	Bharatiya Janata Party	75758	52.07%	DULAL CHANDRA BORUAH	Raijor Dal	35165	24.17%	40593	27.90%	1038	0.71%

S.No.	Constituency	Total Valid Votes in The Constituency	Winner	Party	Votes Polled for Winners	% Vote share for Winner	Runners Up	Party	Votes Polled for Runners up	% of Votes Polled for Runners up	Margin of Victory	% Margin of Victory	Votes Polled for NOTA	Votes Polled for NOTA %
101	SONARI	143747	DHORMES WAR KONWAR	Bharatiya Janata Party	74833	52.06%	UTPAL GOGOI	Indian National Congress	50699	35.27%	24134	16.79%	2126	1.48%
102	BIHPURIA	140453	BHUPEN KUMAR BORAH	Bharatiya Janata Party	73050	52.01%	NARAYAN BHUYAN	Indian National Congress	64814	46.15%	8236	5.86%	1203	0.86%
103	DOTMA	94274	RABIRAM NARZARY	Bodoland Peoples Front	48775	51.74%	RAJU KUMAR NARZARY	United People's Party, Liberal	24492	25.98%	24283	25.76%	1138	1.21%
104	RONGONADI	160353	RISHIRAJ HAZARIKA	Bharatiya Janata Party	82204	51.26%	JAYANTA KHAUND	Indian National Congress	62641	39.06%	19563	12.20%	1256	0.78%
105	MANAS	176761	THANESWAR BASUMATARY	Bodoland Peoples Front	90060	50.95%	ANJAN TALUKDAR	Raijor Dal	42650	24.13%	47410	26.82%	2034	1.15%
106	KHOWANG	132217	CHAKRADHAR GOGOI	Bharatiya Janata Party	67038	50.70%	LURINJYOTI GOGOI	Assam Jatiya Parishad	57054	43.15%	9984	7.55%	2003	1.51%
107	BINNAKANDI	236890	MOHAMMED BADRUDDIN AJMAL	All India United Democratic Front	119721	50.54%	REJAUL KARIM CHOWDHURY	Assam Jatiya Parishad	84341	35.60%	35380	14.94%	2023	0.85%
108	BHERGAON	133609	MAHESWAR BARO	Bodoland Peoples Front	67105	50.22%	NERSWN BORO	United People's Party, Liberal	29308	21.94%	37797	28.29%	1921	1.44%
109	TAMULPUR	178903	BISWAJIT DAIMARY	Bharatiya Janata Party	89308	49.92%	PRAMOD BORO	United People's Party, Liberal	62565	34.97%	26743	14.95%	2813	1.57%
110	DULIAJAN	143474	RAMESWAR TELI	Bharatiya Janata Party	71467	49.81%	DHRUBA GOGOI	Indian National Congress	61008	42.52%	10459	7.29%	2610	1.82%
111	SIBSAGAR	175209	AKHIL GOGOI	Raijor Dal	86521	49.38%	KUSHAL DOWARI	Bharatiya Janata Party	69249	39.52%	17272	9.86%	1719	0.98%
112	DALGAON	304249	MAZIBUR RAHMAN	All India United	147555	48.50%	MD AYNUL HOQUE	Independent	118675	39.01%	28880	9.49%	3327	1.09%

S.No.	Constituency	Total Valid Votes in The Constituency	Winner	Party	Votes Polled for Winners	% Vote share for Winner	Runners Up	Party	Votes Polled for Runners up	% of Votes Polled for Runners up	Margin of Victory	% Margin of Victory	Votes Polled for NOTA	Votes Polled for NOTA %
				Democrat ic Front										
113	BILASIPARA	178686	JIBESH ROY	Asom Gana Parishad	85937	48.09%	AMRIT BADSHA	Indian National Congress	83243	46.59%	2694	1.51%	1163	0.65%
114	HAJO-SUALKUCHI	170786	PRAKASH CHANDRA DAS	Asom Gana Parishad	81699	47.84%	NANDITA DAS	Indian National Congress	80975	47.41%	724	0.42%	2390	1.40%
115	TITABOR	165739	DHIRAJ GOWALA	Bharatiya Janata Party	78743	47.51%	PRAN KURMI	Indian National Congress	55428	33.44%	23315	14.07%	2489	1.50%
116	SRIJANGRAM	224808	MD. NURUL ISLAM	Indian National Congress	106716	47.47%	REJAUL KARIM SARKAR	All India United Democratic Front	88411	39.33%	18305	8.14%	1003	0.45%
117	GOALPARA EAST	217511	ABUL KALAM RASHEED ALAM	Indian National Congress	102205	46.99%	ABDUR RAHIM ZIBRAN	Asom Gana Parishad	50944	23.42%	51261	23.57%	1578	0.73%
118	PARBATJHORA	164277	MD ASHRAFUL ISLAM SHEIKH	Indian National Congress	77128	46.95%	REZAUL KARIM	Bodoland Peoples Front	68106	41.46%	9022	5.49%	1373	0.84%
119	BONGAIGAON	156780	DIPTIMAYEE CHOUDHURY	Asom Gana Parishad	72247	46.08%	GIRISH BARUAH	Indian National Congress	47249	30.14%	24998	15.94%	2398	1.53%
120	KAMALPUR	164239	DIGANTA KALITA	Bharatiya Janata Party	74455	45.33%	SATYABRAT KALITA	Indian National Congress	55006	33.49%	19449	11.84%	1435	0.87%
121	KALIABOR	164145	KESHAB MAHANTA	Asom Gana Parishad	74029	45.10%	JITEN GOUR	Independent	56139	34.20%	17890	10.90%	2040	1.24%
122	GOSSAIGAON	100093	SABHARMA BASUMATARY	Bodoland Peoples Front	44394	44.35%	PHEDRICSON HANSDAK	Jharkhand Mukti Morcha	21417	21.40%	22977	22.96%	1123	1.12%

S.No.	Constituency	Total Valid Votes in The Constituency	Winner	Party	Votes Polled for Winners	% Vote share for Winner	Runners Up	Party	Votes Polled for Runners up	% of Votes Polled for Runners up	Margin of Victorys	% Margin of Victory	Votes Polled for NOTA	Votes Polled for NOTA %
123	BIJNI	165075	ARUP KUMAR DEY	Bharatiya Janata Party	71708	43.44%	KAMAL SING NARZARY	United People's Party, Liberal	37781	22.89%	33927	20.55%	2150	1.30%
124	MANDIA	263456	SHERMAN ALI AHMED	All India Trinamo ol Congress	113480	43.07%	ABDUL KHALEQUE	Indian National Congress	85919	32.61%	27561	10.46%	1225	0.46%
125	BAOKHUNGRI	149422	RUPAM CHANDRA ROY	Bodoland Peoples Front	62677	41.95%	SAPALI MARAK	Indian National Congress	38967	26.08%	23710	15.87%	1668	1.12%
126	BIRSING JARUA	274263	WAZED ALI CHOUDH URY	Indian National Congress	113901	41.53%	ALI AKBAR MIAH	All India United Democratic Front	78016	28.45%	35885	13.08%	2225	0.81%

**Table: Vote Share and Margin of Victory of Winners in Assam Assembly Elections 2026**

## MyNeta App




**Association for Democratic Reforms and  
National Election Watch present**

THE UPGRADED  
**MYNETA APP**



**DOWNLOAD TODAY!**

And be a part of our **#MeraVoteMeraDesh** Campaign




Scan the QR code to download

Visit our website:  
[www.adrindia.org](http://www.adrindia.org)  
[www.myneta.info](http://www.myneta.info)



## To get information about candidates/parties/MPs/MLAs/corporators/PILs in courts

Journalist Helpline no.-80103-94248  
Subscribe to ADR on [WhatsApp](#) for updates: 7840067840

Visit: [adrindia.org](http://adrindia.org) and [myneta.info](http://myneta.info)  
Email: [adr@adrindia.org](mailto:adr@adrindia.org)

To contact ADR State Partners, visit: <https://adrindia.org/about-adr/state-coordinators>

### Social Media Handles

 /adr.new

 @adrspkaks

 @adrspkaks

 @adrspkaks

 <https://www.linkedin.com/company/association-for-democratic-reforms/mycompany/>

### Our Websites

[www.adrindia.org](http://www.adrindia.org)

Provides detailed analytical reports of Lok Sabha, State Assemblies, Local Body Elections & Financial Reports and ongoing PILs in courts

[www.myneta.info](http://www.myneta.info)

Provides full information of criminal cases, asset, liability and education details declared by candidates in the self sworn affidavits

### Android App

#### MyNeta

The criminal, financial, educational & other background information self declared by candidates in their affidavits during elections is now available on your mobile phones

### Office Address

Association for Democratic Reforms  
Plot No. E-5, 4th Floor, Lane-1, Westend Marg,  
Saidulajab, (Behind Saket Metro Gate No. 2),  
New Delhi - 110030  
Phone : +91-011-4165-4200

## Contact Details

### Assam Election Watch

Mr. Tasaduk Ariful Hussain  
Coordinator  
[arif28may@gmail.com](mailto:arif28may@gmail.com)

### **Association for Democratic Reforms/National Election Watch**

<p><b>Media and Journalist Helpline</b></p> <p>+91 80103 94248 Email: <a href="mailto:adr@adrindia.org">adr@adrindia.org</a></p>	<p><b>Maj.Gen. Anil Verma (Retd)</b> <b>Head</b> Association for Democratic Reforms, National Election Watch 011 4165 4200, <a href="mailto:adr@adrindia.org">adr@adrindia.org</a>, <a href="mailto:anilverma@adrindia.org">anilverma@adrindia.org</a></p>	<p><b>Prof Trilochan Sastry</b> <b>Chairman, Founder &amp; Trustee</b> Association for Democratic Reforms, National Election Watch Visiting Faculty, IIM Bangalore <a href="mailto:tsastry@gmail.com">tsastry@gmail.com</a></p>	<p><b>Dr. Ajit Ranade</b> <b>Founder Member &amp; Trustee</b> Association for Democratic Reforms, National Election Watch <a href="mailto:ajit.ranade@adrindia.org">ajit.ranade@adrindia.org</a></p>
--------------------------------------------------------------------------------------------------------------------------------------	------------------------------------------------------------------------------------------------------------------------------------------------------------------------------------------------------------------------------------------------------------------------------------	-----------------------------------------------------------------------------------------------------------------------------------------------------------------------------------------------------------------------------------------------------	----------------------------------------------------------------------------------------------------------------------------------------------------------------------------------------------------------------------

## DISCLAIMER

All information in this report has been taken by ADR from the website of the Election Commission of India (<https://affidavit.eci.gov.in/>) and all the information is available in public domain. ADR does not add or subtract any information, unless the EC changes the data. In particular, no unverified information from any other source is used. While all efforts have been made by ADR to ensure that the information is in keeping with what is available in the ECI website, in case of discrepancy between information provided by ADR through this report, anyone and that given in the ECI website, the information available on the ECI website should be treated as correct and Association for Democratic Reforms, Assam Election Watch and their volunteers are not responsible or liable for any direct, indirect special, or consequential damages, claims, demands, losses of any kind whatsoever, made, claimed, incurred or suffered by any party arising under or relating to the usage of data provided by ADR through this report.

It is to be noted that ADR undertakes great care and adopts utmost due diligence in analysing and dissemination of the background information of the candidates furnished by them at the time of elections from the duly self-sworn affidavits submitted with the Election Commission of India. Such information is only aimed at highlighting the growing criminality in politics, increased misuse of money in elections so as to facilitate a system of transparency, accountability and good governance and to enable voters to form an informed choice. Therefore, it is expected that anyone using this report shall undertake due care and utmost precaution while using the data provided by ADR. ADR is not responsible for any mishandling, discrepancy, inability to understand, misinterpretation or manipulation, distortion of the data in such a way so as to benefit or target a particular political party or politician or candidate.