

30<sup>th</sup> January 2019

Press Release

**Chhattisgarh Assembly Elections 2018**

**Analysis of Vote Share, Margin of Victory and Representativeness of Winners**

**Association for Democratic Reforms**

T-95, C.L. House, 2<sup>nd</sup> Floor,  
Near Gulmohar Commercial Complex  
Gautam Nagar,  
New Delhi-110 049  
Phone: +91-011-4165-4200  
Fax: +91-11-46094248  
Email: [adr@adrindia.org](mailto:adr@adrindia.org)

To report any electoral violations and malpractices during elections download the Election Watch Reporter (Android App)

[https://play.google.com/store/apps/details?id=com.webrosoft.election\\_watch\\_reporter](https://play.google.com/store/apps/details?id=com.webrosoft.election_watch_reporter)

## Contents

Summary and Highlights .....	3
Vote Share and Representativeness of Winners .....	5
Representation of Political Parties .....	5
Voter Turnout .....	7
Vote Share of Winner.....	8
<i>Winners with highest vote share</i> .....	9
<i>Winners with Least Vote Share</i> .....	9
Representativeness of Winners.....	12
Margin of Victory for Winners.....	15
<i>Winners with</i> .....	15
Performance of Women Winners in Chhattisgarh Assembly Elections, 2018 .....	17
Performance of Re-elected Winners in Chhattisgarh Assembly Elections, 2018 .....	18
None of the Above .....	19
Vote Share and Representativeness of Winners in Chhattisgarh Assembly Elections .....	20
Margin of Victory of Winners from Chhattisgarh Assembly Elections .....	24
Contact Details.....	32
DISCLAIMER .....	32

## Summary and Highlights

ADR and Chhattisgarh Election Watch (CEW) have analysed the vote share for all 90 constituencies in the Chhattisgarh Assembly Elections, 2018.

In the Chhattisgarh Assembly Elections 2018, 61 political parties and independents were in the fray. These included, 6 national political parties, 4 state political parties and 51 registered unrecognized parties. In comparison, during the 2013 Chhattisgarh State Assembly elections, 45 political parties were in the fray. These included, 6 national political parties, 5 state political parties and 34 registered unrecognized parties. This reflects that there has been **36% increase in the number of political parties that contested in 2018 from 2013.**

- The **voter's turnout** for the Chhattisgarh Assembly 2018 was **76.8%** whereas voter's turnout in 2013 assembly elections was **77.5%**.
- **Vote Share of Winners**
  - The winners of the Chhattisgarh State Assembly elections, 2018 won by an average of 46 % of total votes polled. In the 2013 elections winners won by an average of 45.5 % of total votes polled.
  - **36(40%)** winners won with 50% and above of the total votes polled in their constituency
  - **54(60%)** winners won with less than 50% of the total votes polled in their constituency.
  - Out of 15 winners of **BJP**, **12(80%)** won with less than 50 % of total votes polled in their constituencies. **36(53%)** out of 68 winners **from INC**; **2(100%)** out of 2 winners from **BSP** and **4(80%)** out of 5 winners from **Janta Congress Chhattisgarh (J)** have won with less than 50% of total votes polled in their constituency.
  - **10(42%)** out of 24 **winners with declared criminal cases** have won with a vote share of 50% and above.
  - **28(41%)** out of 68 **crorepati winners** have won with a vote share **of 50% and above.**
- **Representativeness of Winners**
  - All the winners of the Chhattisgarh State Assembly Elections, 2018 won with an average of 35.3% of the total registered voters. This implies that the winners represents on an average, 35.3% of the total electorate. In the Chhattisgarh State Assembly Elections, 2013 won by an average of 35.2% of the total registered votes
  - Out of 2 winners of **BSP**, **2(100%)** have won less than 40% of votes of the total registered voters in the constituency. **14(93%)** out of 15 winners **from BJP**; **4(80%)** out of 5 winners **from Janta Congress Chhattisgarh (J)** and **39(57%)** out of 68 winners **from INC** have won less than 40 % of votes of the total registered voters in the constituency.

➤ **Margin of Victory**

- 4 winners have won with margin of victory of less than 2000 votes.
- Only 4 winners have won with more than 30% of margin of victory.
  
- Winners with Declared Criminal Cases and their Margin of Victory:
  1. **24 (100%)** out of 24 winners with declared criminal cases have won against a runners up with a clean background.
  2. Among these 24 winners, 6 winners have won with more than 20% margin of victory.
  3. Among these, Dwarikadhish Yadav (INC) from Khallari constituency won with 34% margin of victory.
  4. There are 6 winners with clean background who have won against a runners up with declared criminal cases. Only one of them has won with more than 20% margin of victory.
  
- Crorepati Winners and their Margin of Victory:
  1. 17 out of 68 crorepati winners have won against a non-crorepati runners up.
  2. Among these 17 winners, 2 winners have won with more than 30 % margin of victory.
  3. There are 17 non-crorepati Winners who have won against crorepati runners up. Out of these 17 winner, 3 have won with more than 20 % margin of victory.

➤ **Performance of Women Winners**

- Among the 90 winners, 13 are women.
- None of the women winners have won with less than 30 % of Vote share.
- Among the women winners, Dr. Lakshmi Dhruw (INC) from Sihava Constituency has won with the highest vote share, i.e. 56% in her constituency. She has won with 47% representativeness and 29% of margin of victory.

➤ **Performance of Re-elected Winners**

- Out of total 30 re-elected winners, none have won with less than 30 % of vote share in their respective constituency. **10(33%)** have won with more than 50% of vote share.
- **2(7%)** re-elected winners have won with less than 5% of margin of victory whereas 5 have won with more than 20% of margin of victory.

## NOTA

- The NOTA button instated by the ECI in 2013 gave the voters an options of rejecting all the candidates in their constituency. The total number of votes polled for None-of-the-above option were 2, 82,744 votes during the Chhattisgarh State Assembly Elections, 2018.

## Vote Share and Representativeness of Winners

### Representation of Political Parties

In the Chhattisgarh Assembly Elections 2018, 61 political parties and independents were in the fray. These included, 6 national political parties, 4 state political parties and 51 registered unrecognized parties. In comparison, during the 2013 Chhattisgarh State Assembly elections, 45 political parties were in the fray. These included, 6 national political parties, 5 state political parties and 34 registered unrecognized parties. This reflects that there has been **36% increase** in the number of political parties that contested in 2018 from 2013.

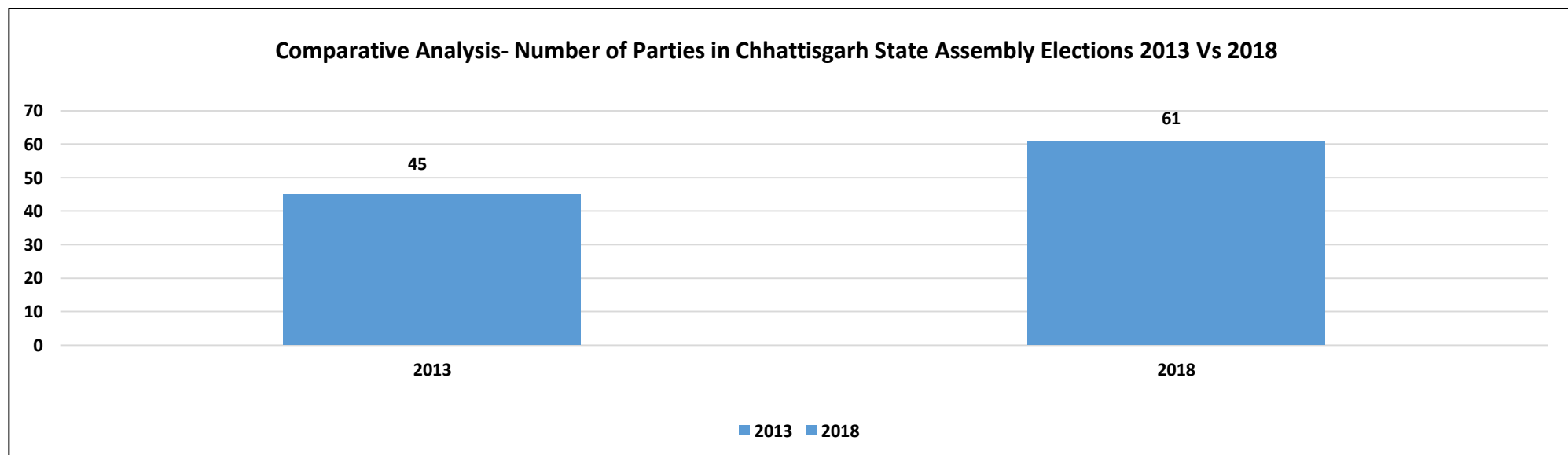


Figure: Number of Political Parties: 2013 Vs 2018

Count	Chhattisgarh Assembly Elections, 2013					Chhattisgarh Assembly Elections, 2018				
	National Political parties	State Political Parties	Registered Unrecognized Parties	Independents	Total	National Political Parties	State Political Parties	Registered Unrecognized Parties	Independents	Total
No. of Parties	6	5	34	NA	45	6	4	51	NA	61
No. of Candidates	301	118	212	355	986	237	156	315	561	1269

Table: Number of Political Parties and Candidates

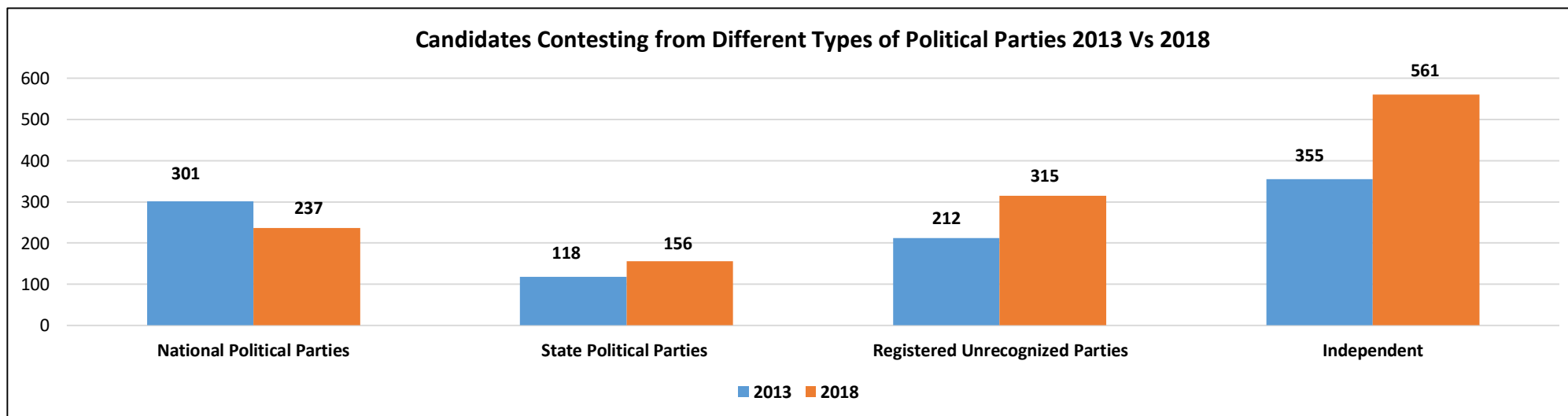


Figure: Candidates Contesting from Different Types of Political Parties

## Voter Turnout

The voter's turnout for the Chhattisgarh Assembly was **76.8%** whereas voter's turnout in 2013 assembly elections was **77.5%**.

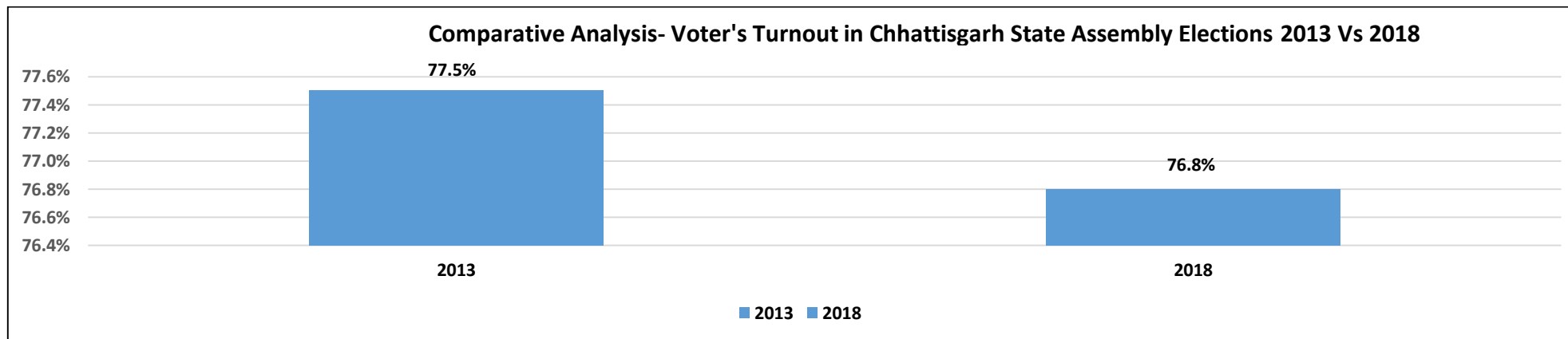


Figure: Comparative Analysis – Voters' Turnout

**Top 3 Constituencies with Highest Voters' turnout:** The following are the top 3 constituencies with highest voters' turnout in the Chhattisgarh Elections, 2018

S.No.	Constituency	Total Registered Voters	Total Votes Polled	Percentage of Voters ' Turnout
1	Kurud	194081	172534	88.9%
2	Kharsia	203561	178006	87.4%
3	Dharamjaigarh	197210	169984	86.2%

Table: Top 3 Constituencies with Highest Voters' turnout

**Top 3 Constituencies with Lowest Voters' turnout:** The following are the top 3 constituencies with lowest voters' turnout in the Chhattisgarh Elections, 2018

S.No.	Constituency	Total Registered Voters	Total Votes Polled	Percentage of Voters ' Turnout
1	Bijapur	160826	78702	48.9%
2	Konta	164744	91113	55.3%
3	Raipur City North	182462	110015	60.3%

Table: Top 3 Constituencies with Lowest Voters' turnout

## Vote Share of Winner

The percentage of vote share was calculated by dividing the votes polled for the winner by the total number of valid votes polled. The value of vote share represents votes won by the winning candidates among the total number of valid votes polled.

$$\text{Votes Share} = \frac{\text{(Total Votes Polled for Winner)}}{\text{(Total No. of Valid Votes Polled)}}$$

The winners of the Chhattisgarh State Assembly elections, 2018 won by an average of 46 % of total votes polled. In the 2013 elections winners won by an average of 45.5 % of total votes polled.

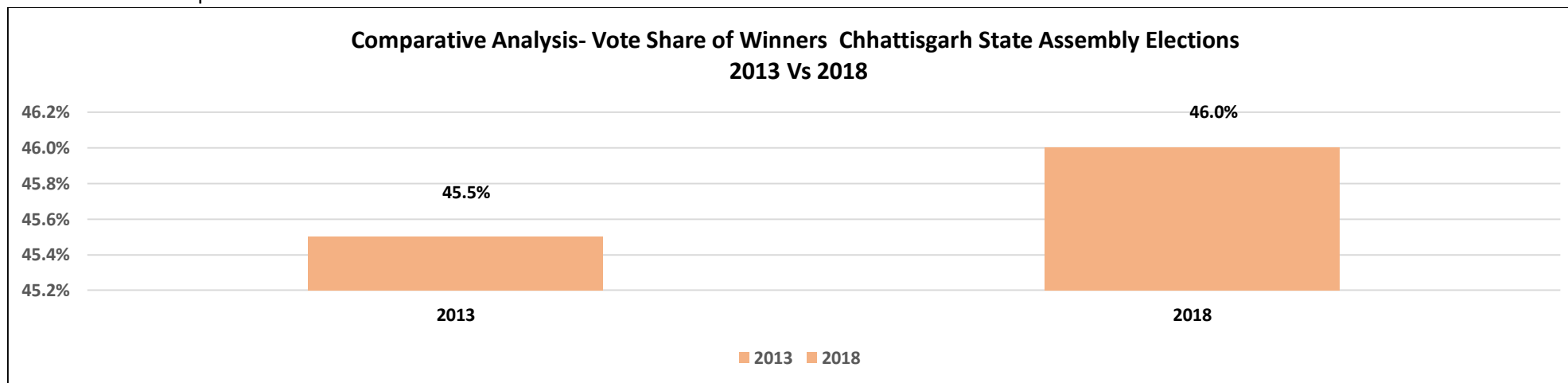


Figure: Comparative Analysis – Vote Share of Winners



## Number of Winners and their vote Share

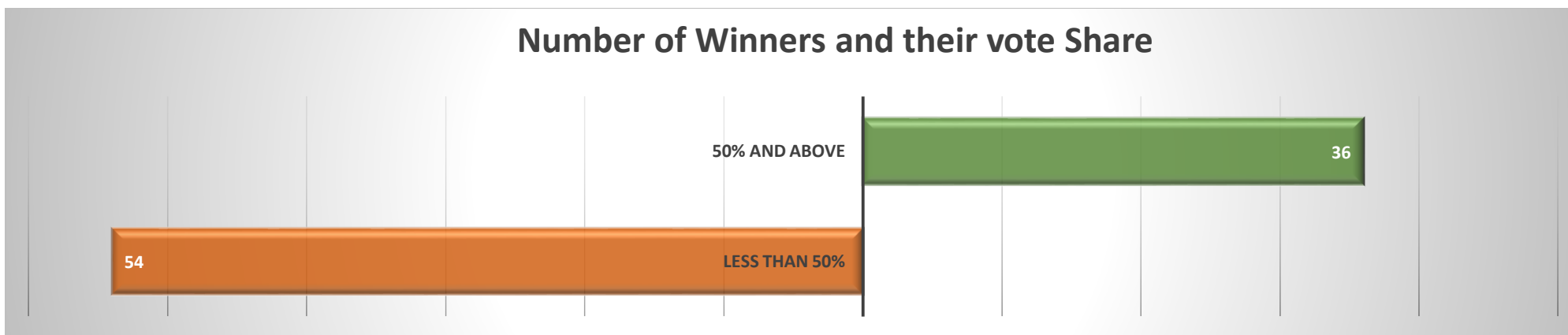


Figure: No. of Winners- Vote Share

**Winners with highest vote share:** 36(40%) winners won with 50% and above of the total votes polled in their constituency. The top 4 winners who have attained the highest vote share during the Chhattisgarh State Assembly Elections, 2018 are given below:

S.No.	Winner	Party	Constituency	Total Registered Voters	Total Votes Polled	Total Votes Winner	% of Votes share
1	Kismat Lal Nand	INC	Saraipali	190695	158348	100302	63.3%
2	Kunwer Singh Nishad	INC	Gunderdehi	224313	186704	110369	59.1%
3	Baghel Lakheshwar	INC	Bastar	153714	128211	74378	58.0%
4	Dwarikadhish Yadav	INC	Khallari	199188	165799	96108	58.0%

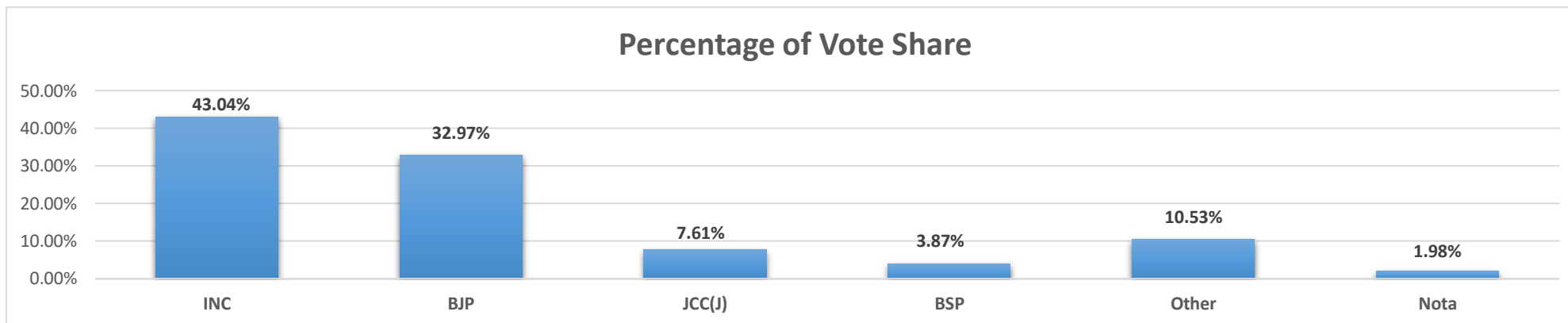
Table: Winners with highest vote share

**Winners with Least Vote Share:** 54(60%) winners won with less than 50% of the total votes polled in their constituency. The top 3 winners who have attained the least vote share during the Chhattisgarh State Assembly Elections, 2018 are given below:

S.No.	Winner	Party	Constituency	Total Registered Voters	Total Votes Polled	Total Votes Winner	% of Votes share
1	Vinod Sevan Lal Chandrakar	INC	Mahasamund	192098	154679	49356	31.9%
2	Ram Kumar Yadav	INC	Chandrapur	214550	161830	51717	32.0%
3	Rashmi Ashish Singh	INC	Takhatpur	222883	162638	52616	32.4%

Table: Winners with least vote share

### Party Wise Vote Share



S.No.	Party	Number of Total Votes Polled for the Party	Percentage of Vote Share
1	INC	6144192	43.04%
2	BJP	4707141	32.97%
3	JCC(J)	1086581	7.61%
4	BSP	552313	3.87%
5	Other	1504020	10.53%
6	Nota	282744	1.98%

Table: Party wise Vote Share

- **Party Wise Winners with Less than 50% of Vote Share:** Out of 15 winner of **BJP**, **12(80%)** won with less than 50 % of total votes polled in their constituencies. **36(53%)** out of 68 winners from **INC**; **2(100%)** out of 2 winners from **BSP** and **4(80%)** out of 5 winners from **Janta Congress Chhattisgarh (J)** have won with less than 50% of total votes polled in their constituency.

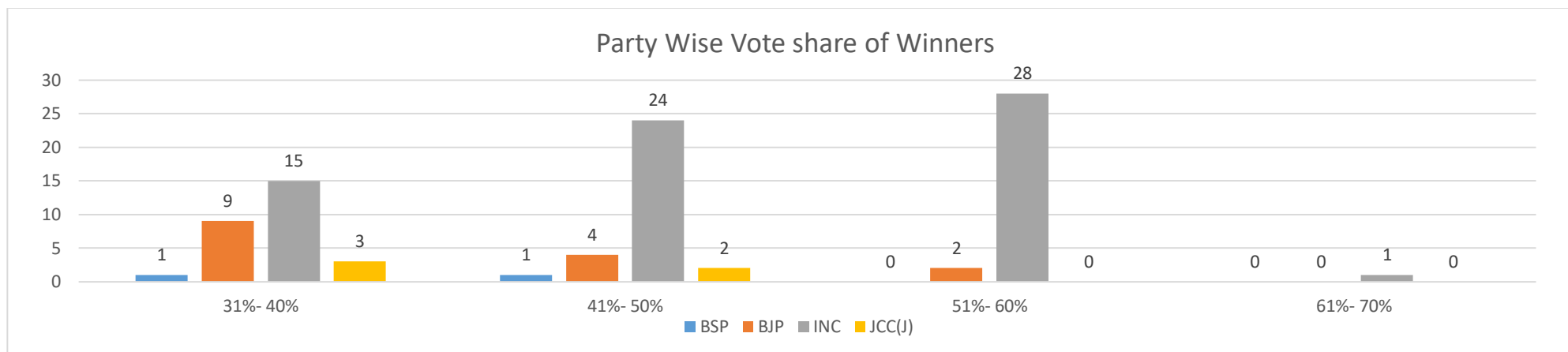


Figure: Party Wise Vote share of Winners

Vote Share	BSP	BJP	INC	JCC(J)	Grand Total
31%- 40%	1	9	15	3	28
41%- 50%	1	4	24	2	31
51%- 60%	0	2	28	0	30
61%- 70%	0	0	1	0	1
<b>Grand Total</b>	<b>2</b>	<b>15</b>	<b>68</b>	<b>5</b>	<b>90</b>

Table: Party Wise Vote share of Winners

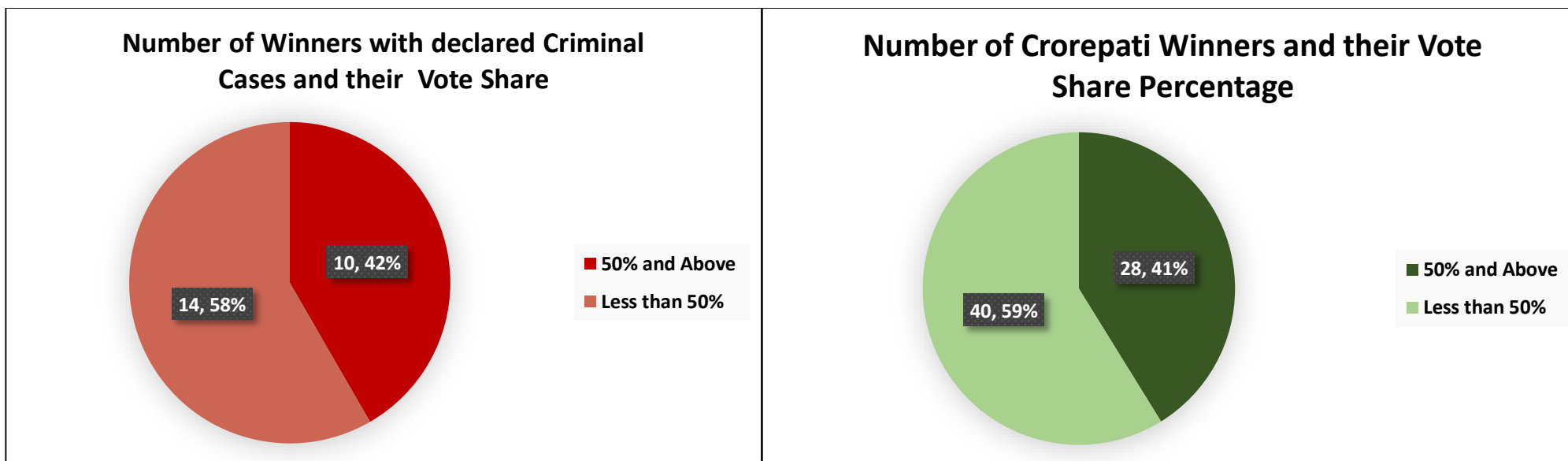


Figure: Vote Share of Winners with declared criminal cases and Crorepati Winners

**Winners with Declared Criminal Cases and their Vote Share:** 10(42%) out of 24 winners with declared criminal cases have won with a vote share of 50% and above.

**Crorepati Winners and their Vote Share:** 28(41%) out of 68 crorepati winners have won with a vote share of 50% and above.

## Representativeness of Winners

The percentage of representation is calculated by dividing the votes polled for the winner by the electorate i.e. the total number of registered voters. This value represents the percentage of votes won by the winning candidate among the total number of registered voters in the constituency.

$$\text{Representativeness} = \frac{\text{Total Votes polled for Winner}}{\text{Total No. of Registered Voters}}$$

All the winners of the Chhattisgarh State Assembly Elections, 2018 won with an average of 35.3% of the total registered voters. This implies that the winners represents on an average, 35.3% of the total electorate. In the Chhattisgarh State Assembly Elections, 2013 won by an average of 35.2% of the total registered votes.

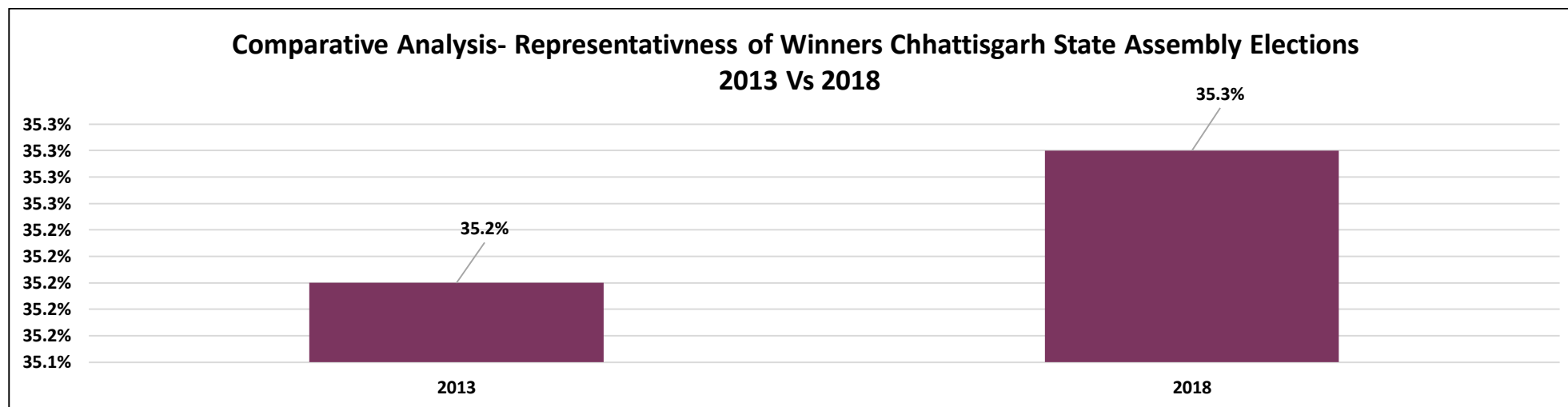


Figure – Comparative Analysis- Representativeness of Winners

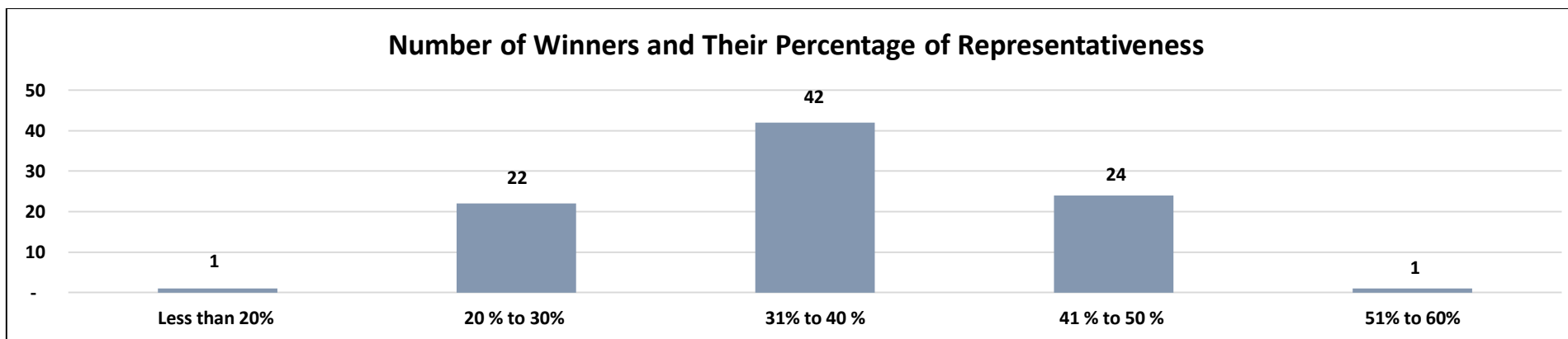


Figure: No. of Winners – Representativeness

- Party-wise Winners with less than 40% of Representativeness:** Out of 2 winner of **BSP**, **2(100%)** have won less than 40% of votes of the total registered voters in the constituency. **14(93%)** out of 15 winners **from BJP**; **4(80%)** out of 5 winners **from Janta Congress Chhattisgarh (J)** and **39(57%)** out of 68 winners **from INC** have won less than 40 % of votes of the total registered voters in the constituency.

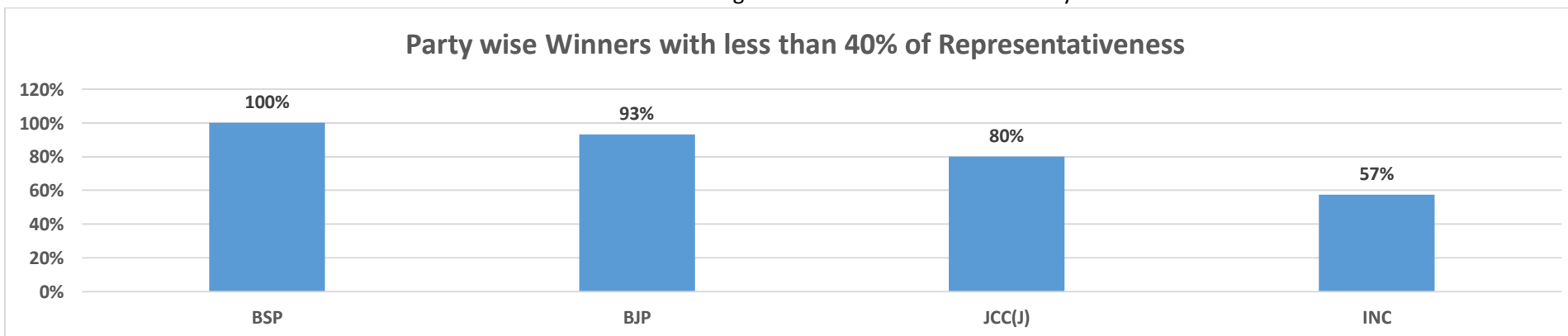


Figure: Party wise Winners with less than 40% of Representativeness

## Margin of Victory for Winners

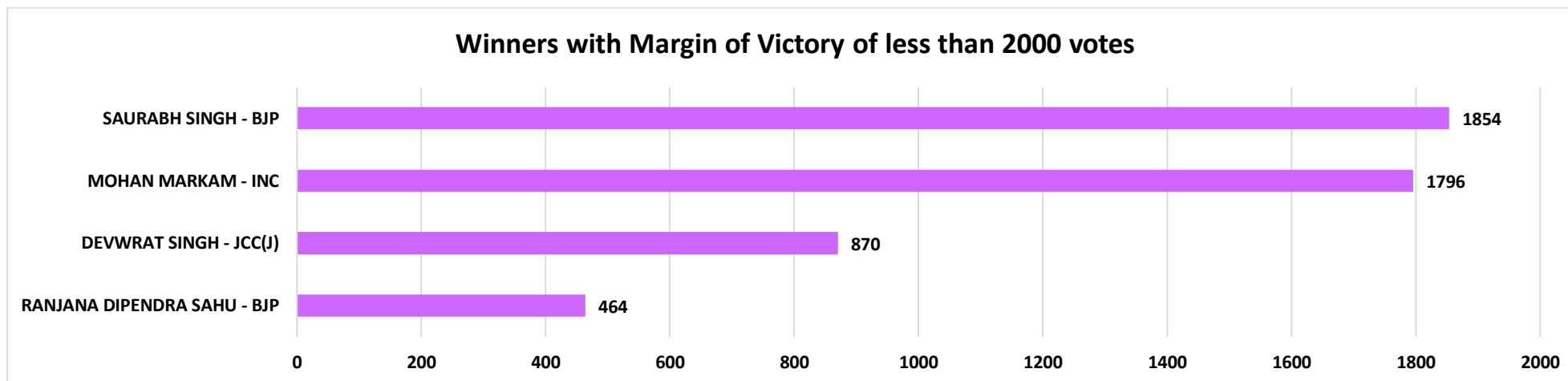


Figure: Winners with Margin of Victory less than 2000 votes

Winners with Margin of Victory less than 2000 votes: The details of winners with Margin of Victory less than 2000 votes are given below:

S.No.	Constituency	Winner	Party	Total Registered Voters	Total Votes Polled	Total Votes Polled for Winner	Runners up	Party	Total Votes Polled for Runner up	Margin of Victory	% Margin of Victory
1	Dhamtari	Ranjana Dipendra Sahu	BJP	209369	172482	63198	Gurumukh Singh Hora	INC	62734	464	0.3%
2	Khairagarh	Devwrat Singh	Janta Congress Chhattisgarh (J)	201701	170509	61516	Komal Janghel	BJP	60646	870	0.5%
3	Kondagaon	Mohan Markam	INC	164741	138072	61582	Lata Usendi	BJP	59786	1796	1.3%
4	Akaltara	Saurabh Singh	BJP	202784	155496	60502	Richa Jogi	BSP	58648	1854	1.2%

Table: Winners with Margin of Victory less than 2000 votes

**Winners with Margin of Victory more than 30%:** The details of Winners with Margin of Victory more than 30% are given below:

S.No.	Constituency	Winner	Party	Total Registered Voters	Total Votes Polled	Total Votes Polled for Winner	Runners up	Party	Total Votes Polled for Runner up	Margin of Victory	% Margin of Victory
1	Marwahi	Ajit Jogi	Janta Congress Chhattisgarh (J)	183868	149170	74041	Archana Porte	BJP	27579	46462	31%
2	Saraipali	Kismat Lal Nand	INC	190695	158348	100302	Shyam Tandi	BJP	48014	52288	33%
3	Rajim	Amitesh Shukla	INC	208850	175553	99041	Santosh Upadhyay	BJP	40909	58132	33%
4	Khallari	Dwarikadhish Yadav	INC	199188	165799	96108	Monika Dilip Sahu	BJP	39130	56978	34%

Table: Winners with Margin of Victory more than 30%

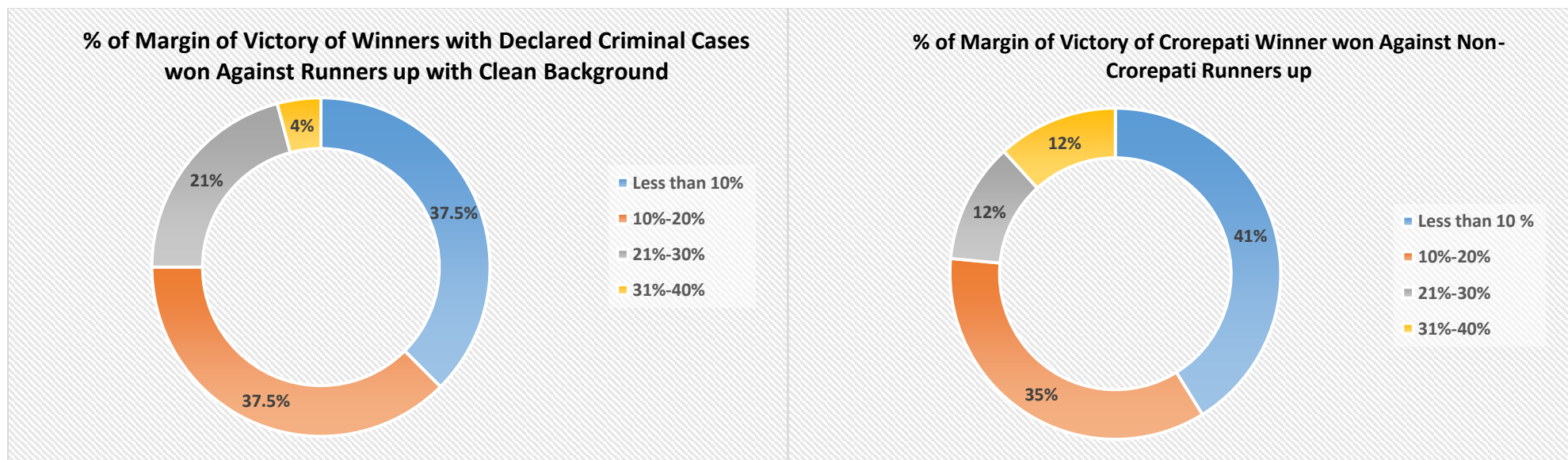


Figure: Margin of Victory of Winners with declared criminal cases and Crorepati Winners



**Winners with Declared Criminal Cases and their Margin of Victory:**

- **24 (100%)** out of 24 winners with declared criminal cases have won against a runners up with a clean background.
- Among these 24 winners, 6 winners have won with more than 20% margin of victory.
- Among these, Dwarikadish Yadav (INC) from Khallari constituency won with 34% margin of victory.
- There are 6 winners with clean background who have won against a runners up with declared criminal cases. Only one of them has won with more than 20% margin of victory.

**Crorepati Winners and their Margin of Victory:**

- 17 out of 68 crorepati winners have won against a non-crorepati runners up.
- Among these 17 winners, 2 winners have won with more than 30 % margin of victory.
- There are 17 non-crorepati winners who have won against crorepati runners up. Out of these 17 winner, 3 have won with more than 20 % margin of victory.

**Performance of Women Winners in Chhattisgarh Assembly Elections, 2018**

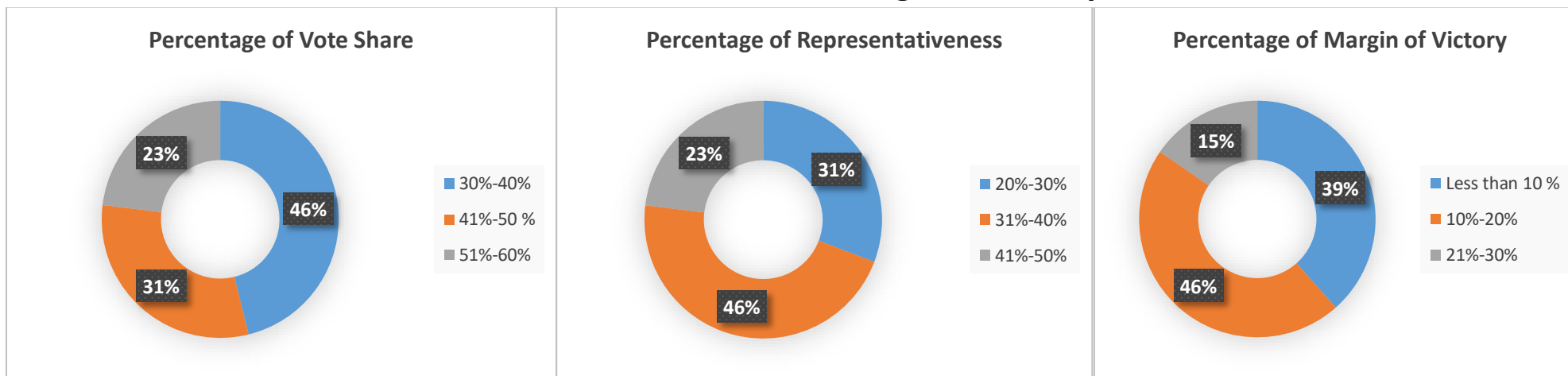


Figure: Performance of Women Winners

- Among the 90 winners, 13 are women.
- None of the women winners have won with less than 30 % of Vote share.
- Among the women winners, Dr. Lakshmi Dhruw (INC) from Sihava Constituency has won with the highest vote share, i.e. 56% in her constituency. She has won with 47% representativeness and 29% of margin of victory.

### Performance of Re-elected Winners in Chhattisgarh Assembly Elections, 2018

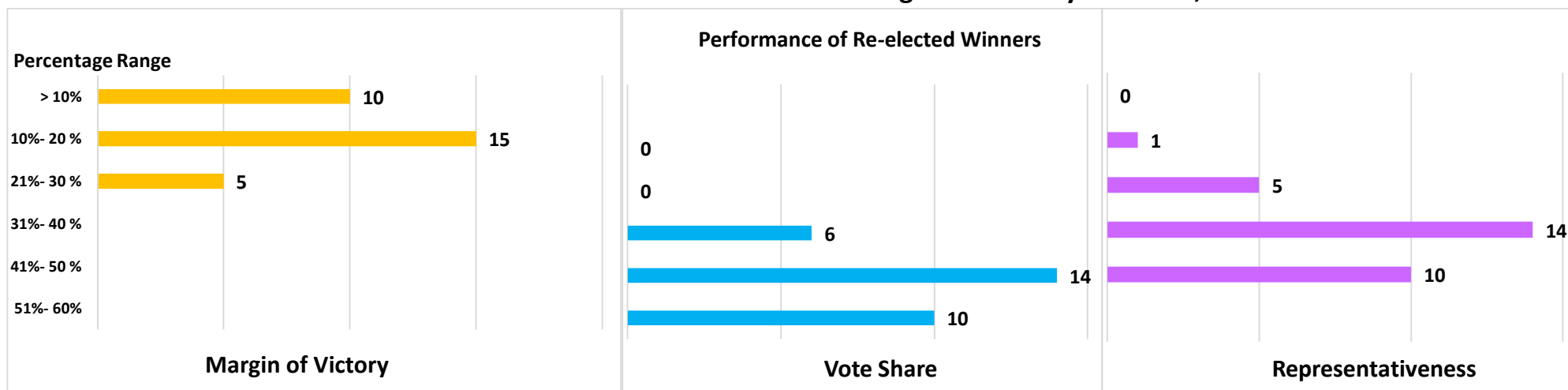


Figure: Performance of Re-Elected Winners

Percentage Range	Margin of Victory	Vote Share	Representativeness
51%- 60%	0	10	0
41%- 50 %	0	14	10
31%- 40 %	0	6	14
21%- 30 %	5	0	5
10%- 20 %	15	0	1
> 10%	10	0	0

- Out of total 30 re-elected winners, none have won with less than 30 % of vote share in their respective constituency. **10(33%)** have won with more than 50% of vote share.
- **2(7%)** re-elected winners have won with less than 5% of margin of victory whereas 5 have won with more than 20% of margin of victory.

### None of the Above

- The NOTA button instated by the ECI in 2013 gave the voters an options of rejecting all the candidates in their constituency. The total number of votes polled for None-of-the-above option were 2, 82,744 votes during the Chhattisgarh State Assembly Elections, 2018.
- The top ten constituencies with highest votes polled for NOTA are as follows:

S.No.	Constituency	Total Registered Voters	Total Votes Polled	Voters ' Turnout %	Total Votes Polled for Winner	% of Votes by winner	Votes Polled for NOTA	Percentage of Vote share for NOTA
1	Dantewara	187641	113663	61%	37990	33%	9929	9%
2	Chitrakot	165327	133417	81%	62616	47%	9824	7%
3	Narayanpur	176030	132277	75%	58652	44%	6858	5%
4	Samri	197591	162825	82%	80620	50%	6250	4%
5	Keshkal	185474	152004	82%	73470	48%	6113	4%
6	Dharamjaigarh	197210	169984	86%	95173	56%	5954	4%
7	Saja	224964	185321	82%	95658	52%	5840	3%
8	Pratappur	208698	172366	83%	90148	52%	5741	3%
9	Bindranawagarh	209854	180558	86%	79619	44%	5515	3%
10	Pandariya	279459	217548	78%	100907	46%	5234	2%

Table: Top 10 Constituencies with highest votes polled for NOTA

### Vote Share and Representativeness of Winners in Chhattisgarh Assembly Elections

S.No.	Winner	Constituency	Party for Winner	Total Registered Voters	Total Votes Polled	Total Votes Polled for Winner	% of Votes Share	% of representativeness
1	Kismat Lal Nand	Saraipali	INC	190695	158348	100302	63%	53%
2	Kunwer Singh Nishad	Gunderdehi	INC	224313	186704	110369	59%	49%
3	Dwarikadhish Yadav	Khallari	INC	199188	165799	96108	58%	48%
4	Baghel Lakheshwar	Bastar	INC	153714	128211	74378	58%	48%
5	Akbar Bhai	Kawardha	INC	291790	240739	136320	57%	47%
6	Amarjeet Bhagat	Sitapur	INC	188476	153223	86670	57%	46%
7	Amitesh Shukla	Rajim	INC	208850	175553	99041	56%	47%
8	Dr. Lakshmi Dhruw	Sihawa	INC	189216	156695	88451	56%	47%
9	Vikram Mandavi	Bijapur	INC	160826	78702	44011	56%	27%
10	Laljeet Singh Rathia	Dharamjaigarh	INC	197210	169984	95173	56%	48%
11	T.S. Baba	Ambikapur	INC	225830	178749	100439	56%	44%
12	Rampukar Singh Thakur	Pathalgaon	INC	214865	173359	96599	56%	45%
13	Guru Rudra Kumar	Ahiwara	INC	220287	161383	88735	55%	40%
14	Bhuneshwar Shobharam Baghel	Dongargarh	INC	194042	160575	86949	54%	45%
15	Kuldeep Juneja	Raipur City North	INC	182462	110015	59843	54%	33%
16	Charan Das Mahant	Sakti	INC	196588	148495	78058	53%	40%
17	Rekhchand Jain	Jagdalpur	INC	184420	144651	76556	53%	42%
18	Brijmohan Agrawal	Raipur City South	BJP	238736	147238	77589	53%	32%
19	Umesh Patel	Kharsia	INC	203561	178006	94201	53%	46%
20	Uttari Ganpat Jangde	Sarangarh	INC	242877	194024	101834	52%	42%

S.No.	Winner	Constituency	Party for Winner	Total Registered Voters	Total Votes Polled	Total Votes Polled for Winner	% of Votes Share	% of representativeness
21	Dr. Premsai Singh Tekam	Pratappur	INC	208698	172366	90148	52%	43%
22	Ravindra Chaube	Saja	INC	224964	185321	95658	52%	43%
23	Bhupesh Baghel	Patan	INC	195205	162669	84352	52%	43%
24	Sangeeta Sinha	Sanjari balod	INC	207561	175471	90428	52%	44%
25	Daleshwar Sahu	Dongargaon	INC	188891	161514	84581	52%	45%
26	Dr. Raman Singh	Rajnandgaon	BJP	197480	155901	80589	52%	41%
27	Tamradhwaj Sahu	Durg Gramin	INC	198954	148425	76208	51%	38%
28	Shishupal Shori	Kanker	INC	169877	134743	69053	51%	41%
29	Dr. Pritam Ram	Lundra	INC	176557	151880	77773	51%	44%
30	Shailesh Pandey	Bilaspur	INC	217898	134251	67896	51%	31%
31	Vikas Upadhyay	Raipur City West	INC	248278	150122	76359	51%	31%
32	Ajit Jogi	Marwahi	Janta Congress Chhattisgarh (J)	183868	149170	74041	50%	40%
33	Gurudayal Singh Banjare	Navagarh	INC	237642	173656	86779	50%	37%
34	Chakradhar Singh Sidar	Lailunga	INC	192155	163266	81770	50%	43%
35	Chintamani Mahraj	Samri	INC	197591	162825	80620	50%	41%
36	Vidya Ratan Bhasin	Vaishali Nagar	BJP	222899	146675	72920	50%	33%
37	Shakuntala Sahu	Kasdol	INC	333240	247115	121422	49%	36%
38	Manoj Singh Mandavi	Bhanupratappur	INC	190186	147789	72520	49%	38%
39	Anita Yogendra Sharma	Dharsiwa	INC	209570	164490	78989	48%	38%
40	Anoop Nag	Antagarh	INC	159636	120061	57061	48%	36%
41	Sant Ram Netam	Keshkal	INC	185474	152004	73470	48%	40%

S.No.	Winner	Constituency	Party for Winner	Total Registered Voters	Total Votes Polled	Total Votes Polled for Winner	% of Votes Share	% of representativeness
42	Devendra Yadav	Bhilai Nagar	INC	156660	105693	51044	48%	33%
43	Chhanni Chandu Sahu	Khujji	INC	179268	152052	71733	47%	40%
44	Dharmjeet Singh	Lormi	Janta Congress Chhattisgarh (J)	197352	142744	67742	47%	34%
45	Arun Vora	Durg City	INC	201841	139213	64981	47%	32%
46	Dhanendra Sahu	Abhanpur	INC	194173	163055	76761	47%	40%
47	Deepak Bajj	Chitrakot	INC	165327	133417	62616	47%	38%
48	Mamta Chandrakar	Pandariya	INC	279459	217548	100907	46%	36%
49	U. D. Minj	Kunkuri	INC	193905	151431	69896	46%	36%
50	Dr. Shivkumar Dahariya	Arang	INC	201900	154978	69900	45%	35%
51	Satyanarayan Sharma	Raipur City Gramin	INC	283081	173013	78468	45%	28%
52	Mohan Markam	Kondagaon	INC	164741	138072	61582	45%	37%
53	Damarudhar Pujari	Bindranawagarh	BJP	209854	180558	79619	44%	38%
54	Chandan Kashyap	Narayanpur	INC	176030	132277	58652	44%	33%
55	Ashish Kumar Chhabra	Bemetara	INC	220225	172807	74914	43%	34%
56	Dharam Lal Kaushik	Bilha	BJP	266532	196363	84431	43%	32%
57	Paras Nath Rajwade	Bhatgaon	INC	219508	172366	74623	43%	34%
58	Jaisingh Agrawal(Jaisingh Bhaiya)	Korba	INC	226306	162017	70119	43%	31%
59	Brihaspat Singh	Ramanujganj	INC	188650	154873	64580	42%	34%
60	Ajay Chandrakar	Kurud	BJP	194081	172534	72922	42%	38%
61	Vinay Kumar Bhagat	Jashpur	INC	221453	170378	71963	42%	32%
62	Keshav Prasad Chandra	Jaijaipur	BSP	228637	156125	64774	41%	28%

S.No.	Winner	Constituency	Party for Winner	Total Registered Voters	Total Votes Polled	Total Votes Polled for Winner	% of Votes Share	% of representativeness
63	Anila Bhendia	Dondi lohara	INC	205206	166703	67448	40%	33%
64	Indrashah Mandavi	Mohala-manpur	INC	156016	125350	50576	40%	32%
65	Gulab Kamro	Bharatpur-sonhat	INC	158649	133175	51732	39%	33%
66	Nanki Ram Kanwar	Rampur	BJP	201547	168016	65048	39%	32%
67	Devendra Bahadur Singh	Basna	INC	205450	175405	67535	39%	33%
68	Khel Sai Singh	Premnagar	INC	212141	171533	66475	39%	31%
69	Mohit Ram	Pali-tanakhar	INC	212195	173560	66971	39%	32%
70	Saurabh Singh	Akaltara	BJP	202784	155496	60502	39%	30%
71	Purushottam Kanwar	Katghora	INC	197527	153995	59227	38%	30%
72	Punnulal Mohale	Mungeli	BJP	226498	157966	60469	38%	27%
73	Ambica Singh Deo	Baikunthpur	INC	159564	129549	48885	38%	31%
74	Dr. Vinay Jaiswal	Manendragarh	INC	131273	97888	35819	37%	27%
75	Narayan Chandel	Janjgir-champa	BJP	203123	147119	54040	37%	27%
76	Ranjana Dipendra Sahu	Dhamtari	BJP	209369	172482	63198	37%	30%
77	Prakash Shakrajeet Naik	Raigarh	INC	248329	191533	69062	36%	28%
78	Dr. Krishna Murti Bandhi	Masturi	BJP	270582	186851	67950	36%	25%
79	Shivratan Sharma	Bhatapara	BJP	230873	177051	63399	36%	27%
80	Chandradev Prasad Rai	Bilaigarh	INC	277044	198769	71936	36%	26%
81	Indu Banjare	Pamgarh	BSP	194635	138004	50129	36%	26%
82	Devwrat Singh	Khairagarh	Janta Congress Chhattisgarh (J)	201701	170509	61516	36%	30%

S.No.	Winner	Constituency	Party for Winner	Total Registered Voters	Total Votes Polled	Total Votes Polled for Winner	% of Votes Share	% of representativeness
83	Kawasi Lakhma	Konta	INC	164744	91113	31933	35%	19%
84	Rajnish Kumar Singh	Beltara	BJP	211315	143799	49601	34%	23%
85	Renu Ajit Jogi	Kota	Janta Congress Chhattisgarh (J)	198546	148929	48800	33%	25%
86	Bhima Mandavi	Dantewara	BJP	187641	113663	37990	33%	20%
87	Pramod Kumar Sharma	Balodabazar	Janta Congress Chhattisgarh (J)	256941	195692	65251	33%	25%
88	Vinod Sevan Lal Chandrakar	Mahasamund	INC	192098	154679	49356	32%	26%
89	Ram Kumar Yadav	Chandrapur	INC	214550	161830	51717	32%	24%
90	Rashmi Ashish Singh	Takhatpur	INC	222883	162638	52616	32%	24%

Table: Vote Share and Representativeness of Winners

### Margin of Victory of Winners from Chhattisgarh Assembly Elections

S.No.	Constituency	Total Registered Voters	Total Votes Polled	Winner	Party for Winner	Votes Polled for Winner	% of Votes Share by winner	Runners up	Party for Runners up	Votes Polled for Runners up	% of Vote Share for Runners up	Margin of Victory	% Margin of Victory
1	Khallari	199188	165799	Dwarikadhis Yadav	INC	96108	58%	Monika Dilip Sahu	BJP	39130	24%	56978	34%
2	Rajim	208850	175553	Amitesh Shukla	INC	99041	56%	Santosh Upadhyay	BJP	40909	23%	58132	33%
3	Saraipali	190695	158348	Kismat Lal Nand	INC	100302	63%	Shyam Tandi	BJP	48014	30%	52288	33%



S.No.	Constituency	Total Registered Voters	Total Votes Polled	Winner	Party for Winner	Votes Polled for Winner	% of Votes Share by winner	Runners up	Party for Runners up	Votes Polled for Runners up	% of Vote Share for Runners up	Margin of Victory	% Margin of Victory
4	Marwahi	183868	149170	Ajit Jogi	Janta Congress Chhattisgarh (J)	74041	50%	Archana Porte	BJP	27579	18%	46462	31%
5	Gunderdehi	224313	186704	Kunwer Singh Nishad	INC	110369	59%	Deepak Tarachand Sahu	BJP	54975	29%	55394	30%
6	Sihawa	189216	156695	Dr. Lakshmi Dhruw	INC	88451	56%	Pinky Shivraj Shah	BJP	43015	27%	45436	29%
7	Bijapur	160826	78702	Vikram Mandavi	INC	44011	56%	Mahesh Gagda	BJP	22427	28%	21584	27%
8	Sarangarh	242877	194024	Uttari Ganpat Jangde	INC	101834	52%	Kera Bai Manahar	BJP	49445	25%	52389	27%
9	Bastar	153714	128211	Baghel Lakheshwar	INC	74378	58%	Dr. Subhau Kashyap	BJP	40907	32%	33471	26%
10	Pratappur	208698	172366	Dr. Premsai Singh Tekam	INC	90148	52%	Ramsewak Paikra	BJP	46043	27%	44105	26%
11	Kawardha	291790	240739	Akbar Bhai	INC	136320	57%	Ashok Sahu	BJP	77036	32%	59284	25%
12	Dharamjaigarh	197210	169984	Laljeet Singh Rathia	INC	95173	56%	Leenav Birju Rathia	BJP	54838	32%	40335	24%
13	Sitapur	188476	153223	Amarjeet Bhagat	INC	86670	57%	Professor Gopal Ram	BJP	50533	33%	36137	24%
14	Ambikapur	225830	178749	T.S. Baba	INC	100439	56%	Anurag Singh Deo	BJP	60815	34%	39624	22%
15	Dongargarh	194042	160575	Bhuneshwar Shobharam Baghel	INC	86949	54%	Sarojani Banjare	BJP	51531	32%	35418	22%
16	Ramanujanj	188650	154873	Brihaspat Singh	INC	64580	42%	Ramkishun Singh	BJP	31664	20%	32916	21%

S.No.	Constituency	Total Registered Voters	Total Votes Polled	Winner	Party for Winner	Votes Polled for Winner	% of Votes Share by winner	Runners up	Party for Runners up	Votes Polled for Runners up	% of Vote Share for Runners up	Margin of Victory	% Margin of Victory
17	Pathalgaon	214865	173359	Rampukar Singh Thakur	INC	96599	56%	Shivshankar Painkara	BJP	59913	35%	36686	21%
18	Sakti	196588	148495	Charan Das Mahant	INC	78058	53%	Medha Ram Sahu	BJP	48012	32%	30046	20%
19	Dondi lohara	205206	166703	Anila Bhendia	INC	67448	40%	Lal Mahendra Singh Tekam	BJP	34345	21%	33103	20%
20	Ahiwara	220287	161383	Guru Rudra Kumar	INC	88735	55%	Rajmahant Sanwla Ram Dahre	BJP	57048	35%	31687	20%
21	Kasdol	333240	247115	Shakuntala Sahu	INC	121422	49%	Gaurishankar Agrawal	BJP	73004	30%	48418	20%
22	Navagarh	237642	173656	Gurudayal Singh Banjare	INC	86779	50%	Dayaldas Baghel	BJP	53579	31%	33200	19%
23	Jagdapur	184420	144651	Rekhchand Jain	INC	76556	53%	Santosh Bafna	BJP	49116	34%	27440	19%
24	Durg Gramin	198954	148425	Tamradhwaj Sahu	INC	76208	51%	Jageshwar Sahu	BJP	49096	33%	27112	18%
25	Khujji	179268	152052	Chhanni Chandu Sahu	INC	71733	47%	Hirendra Kumar Sahu	BJP	44236	29%	27497	18%
26	Bhanupratappur	190186	147789	Manoj Singh Mandavi	INC	72520	49%	Deo Lal Dugga	BJP	45827	31%	26693	18%
27	Lormi	197352	142744	Dharmjeet Singh	Janta Congress Chhattisgarh (J)	67742	47%	Tokhan Sahu	BJP	42189	30%	25553	18%
28	Saja	224964	185321	Ravindra Chaube	INC	95658	52%	Labhchand Bafna	BJP	64123	35%	31535	17%
29	Patan	195205	162669	Bhupesh Baghel	INC	84352	52%	Motilal Sahu	BJP	56875	35%	27477	17%

S.No.	Constituency	Total Registered Voters	Total Votes Polled	Winner	Party for Winner	Votes Polled for Winner	% of Votes Share by winner	Runners up	Party for Runners up	Votes Polled for Runners up	% of Vote Share for Runners up	Margin of Victory	% Margin of Victory
30	Mohala-manpur	156016	125350	Indrashah Mandavi	INC	50576	40%	Kanchan Mala Bhuarya	BJP	29528	24%	21048	17%
31	Pandariya	279459	217548	Mamta Chandrakar	INC	100907	46%	Motiram Chandravanshi	BJP	64420	30%	36487	17%
32	Arang	201900	154978	Dr. Shivkumar Dahariya	INC	69900	45%	Sanjay Dhidhi	BJP	44823	29%	25077	16%
33	Sanjari balod	207561	175471	Sangeeta Sinha	INC	90428	52%	Pawan Sahu	BJP	62940	36%	27488	16%
34	Durg City	201841	139213	Arun Vora	INC	64981	47%	Chandrika Chandrakar	BJP	43900	32%	21081	15%
35	Lailunga	192155	163266	Chakradhar Singh Sidar	INC	81770	50%	Satyanand Rathiya	BJP	57287	35%	24483	15%
36	Mahasamund	192098	154679	Vinod Sevan Lal Chandrakar	INC	49356	32%	Poonam Chandrakar	BJP	26290	17%	23066	15%
37	Raipur City North	182462	110015	Kuldeep Juneja	INC	59843	54%	Shri Chand Sundrani	BJP	43502	40%	16341	15%
38	Kanker	169877	134743	Shishupal Shori	INC	69053	51%	Hira Markam	BJP	49249	37%	19804	15%
39	Lundra	176557	151880	Dr. Pritam Ram	INC	77773	51%	Vijaynath Singh	BJP	55594	37%	22179	15%
40	Bemetara	220225	172807	Ashish Kumar Chhabra	INC	74914	43%	Awadhesh Singh Chandel	BJP	49783	29%	25131	15%
41	Abhanpur	194173	163055	Dhanendra Sahu	INC	76761	47%	Chandrashekar Sahu - Champu Bhaiyya	BJP	53290	33%	23471	14%

S.No.	Constituency	Total Registered Voters	Total Votes Polled	Winner	Party for Winner	Votes Polled for Winner	% of Votes Share by winner	Runners up	Party for Runners up	Votes Polled for Runners up	% of Vote Share for Runners up	Margin of Victory	% Margin of Victory
42	Jaijaipur	228637	156125	Keshav Prasad Chandra	BSP	64774	41%	Kailash Sahu	BJP	43087	28%	21687	14%
43	Bilha	266532	196363	Dharam Lal Kaushik	BJP	84431	43%	Rajendra Shukla	INC	57907	29%	26524	14%
44	Samri	197591	162825	Chintamani Mahraj	INC	80620	50%	Sidhnath Paikra	BJP	58697	36%	21923	13%
45	Chitrakot	165327	133417	Deepak Baij	INC	62616	47%	Lachhuram Kashyap	BJP	44846	34%	17770	13%
46	Bharatpur-sonhat	158649	133175	Gulab Kamro	INC	51732	39%	Champadevi Pawle	BJP	35199	26%	16533	12%
47	Vaishali Nagar	222899	146675	Vidya Ratan Bhasin	BJP	72920	50%	Badruddin Qureshi	INC	54840	37%	18080	12%
48	Raipur City South	238736	147238	Brijmohan Agrawal	BJP	77589	53%	Kanhaiya Agrawal	INC	60093	41%	17496	12%
49	Dongargaon	188891	161514	Daleshwar Sahu	INC	84581	52%	Madhusudan Yadav	BJP	65498	41%	19083	12%
50	Dharsiwa	209570	164490	Anita Yogendra Sharma	INC	78989	48%	Devji Bhai Patel	BJP	59589	36%	19400	12%
51	Antagarh	159636	120061	Anoop Nag	INC	57061	48%	Vikram Usendi	BJP	43647	36%	13414	11%
52	Keshkal	185474	152004	Sant Ram Netam	INC	73470	48%	Harishankar Netam	BJP	56498	37%	16972	11%
53	Rajnandgaon	197480	155901	Dr. Raman Singh	BJP	80589	52%	Karuna Shukla	INC	63656	41%	16933	11%
54	Rampur	201547	168016	Nanki Ram Kanwar	BJP	65048	39%	Phool Singh Rathiya	Janta Congress Chhattisgarh (J)	46873	28%	18175	11%

S.No.	Constituency	Total Registered Voters	Total Votes Polled	Winner	Party for Winner	Votes Polled for Winner	% of Votes Share by winner	Runners up	Party for Runners up	Votes Polled for Runners up	% of Vote Share for Runners up	Margin of Victory	% Margin of Victory
55	Basna	205450	175405	Devendra Bahadur Singh	INC	67535	39%	Sampat Agrawal	Independen t	50027	29%	17508	10%
56	Kharsia	203561	178006	Umesh Patel	INC	94201	53%	Op Choudhary	BJP	77234	43%	16967	10%
57	Bhatgaon	219508	172366	Paras Nath Rajwade	INC	74623	43%	Rajni Ravishankar Tripathi	BJP	58889	34%	15734	9%
58	Premnagar	212141	171533	Khel Sai Singh	INC	66475	39%	Vijay Pratap Singh	BJP	51135	30%	15340	9%
59	Bilaspur	217898	134251	Shailesh Pandey	INC	67896	51%	Amar Agrawal	BJP	56675	42%	11221	8%
60	Raipur City West	248278	150122	Vikas Upadhyay	INC	76359	51%	Rajesh Munat	BJP	64147	43%	12212	8%
61	Raigarh	248329	191533	Prakash Shakrajeet Naik	INC	69062	36%	Roshanlal	BJP	54482	28%	14580	8%
62	Masturi	270582	186851	Dr. Krishna Murti Bandhi	BJP	67950	36%	Jayendra Singh Patle	BSP	53843	29%	14107	8%
63	Katghora	197527	153995	Purushottam Kanwar	INC	59227	38%	Lakhanlal Dewangan	BJP	47716	31%	11511	7%
64	Konta	164744	91113	Kawasi Lakhma	INC	31933	35%	Dhaniram Barse	BJP	25224	28%	6709	7%
65	Korba	226306	162017	Jaisingh Agrawal(Jaisingh Bhaiya)	INC	70119	43%	Vikas Mahto	BJP	58313	36%	11806	7%
66	Kurud	194081	172534	Ajay Chandrakar	BJP	72922	42%	Neelam Chandrakar	Independen t	60605	35%	12317	7%
67	Bhatapara	230873	177051	Shivratan Sharma	BJP	63399	36%	Sunil Maheshwari	INC	51490	29%	11909	7%

S.No.	Constituency	Total Registered Voters	Total Votes Polled	Winner	Party for Winner	Votes Polled for Winner	% of Votes Share by winner	Runners up	Party for Runners up	Votes Polled for Runners up	% of Vote Share for Runners up	Margin of Victory	% Margin of Victory
68	Raipur City Gramin	283081	173013	Satyanarayan Sharma	INC	78468	45%	Nand Kumar Sahu (Nande Bhaiya)	BJP	68015	39%	10453	6%
69	Bindranawagarh	209854	180558	Damarudhar Pujari	BJP	79619	44%	Sanjay Netam	INC	69189	38%	10430	6%
70	Pali-tanakhar	212195	173560	Mohit Ram	INC	66971	39%	Hira Singh Markam	Gondvana Gantantra Party	57315	33%	9656	6%
71	Mungeli	226498	157966	Punnulal Mohale	BJP	60469	38%	Rakesh Patre	INC	51982	33%	8487	5%
72	Bilaigarh	277044	198769	Chandradev Prasad Rai	INC	71936	36%	Shyam Kumar Tandan	BSP	62089	31%	9847	5%
73	Jashpur	221453	170378	Vinay Kumar Bhagat	INC	71963	42%	Govind Ram Bhagat	BJP	63937	38%	8026	5%
74	Beltara	211315	143799	Rajnish Kumar Singh	BJP	49601	34%	Rajendra Sahu(Dabhu)	INC	43342	30%	6259	4%
75	Manendragarh	131273	97888	Dr. Vinay Jaiswal	INC	35819	37%	Shyam Bihari Jaiswal	BJP	31745	32%	4074	4%
76	Baikunthpur	159564	129549	Ambica Singh Deo	INC	48885	38%	Bhaiyalal Rajwade	BJP	43546	34%	5339	4%
77	Janjgir-champa	203123	147119	Narayan Chandel	BJP	54040	37%	Motilal Dewangan	INC	49852	34%	4188	3%
78	Kunkuri	193905	151431	U. D. Minj	INC	69896	46%	Bharat Sai	BJP	65603	43%	4293	3%
79	Chandrapur	214550	161830	Ram Kumar Yadav	INC	51717	32%	Gitanjali Patel	BSP	47299	29%	4418	3%
80	Bhilai Nagar	156660	105693	Devendra Yadav	INC	51044	48%	Prem Prakash Pandey	BJP	48195	46%	2849	3%

S.No.	Constituency	Total Registered Voters	Total Votes Polled	Winner	Party for Winner	Votes Polled for Winner	% of Votes Share by winner	Runners up	Party for Runners up	Votes Polled for Runners up	% of Vote Share for Runners up	Margin of Victory	% Margin of Victory
81	Pamgarh	194635	138004	Indu Banjare	BSP	50129	36%	Gorelal Barman	INC	47068	34%	3061	2%
82	Kota	198546	148929	Renu Ajit Jogi	Janta Congress Chhattisgarh (J)	48800	33%	Kashi Ram Sahu	BJP	45774	31%	3026	2%
83	Narayanpur	176030	132277	Chandan Kashyap	INC	58652	44%	Kedar Kashyap	BJP	56005	42%	2647	2%
84	Dantewara	187641	113663	Bhima Mandavi	BJP	37990	33%	Devati Karma	INC	35818	32%	2172	2%
85	Takhatpur	222883	162638	Rashmi Ashish Singh	INC	52616	32%	Santosh Kaushik (Guruji)	Janta Congress Chhattisgarh (J)	49625	31%	2991	2%
86	Kondagaon	164741	138072	Mohan Markam	INC	61582	45%	Lata Usendi	BJP	59786	43%	1796	1%
87	Akaltara	202784	155496	Saurabh Singh	BJP	60502	39%	Richa Jogi	BSP	58648	38%	1854	1%
88	Balodabazar	256941	195692	Pramod Kumar Sharma	Janta Congress Chhattisgarh (J)	65251	33%	Janak Ram Verma	INC	63122	32%	2129	1%
89	Khairagarh	201701	170509	Devwrat Singh	Janta Congress Chhattisgarh (J)	61516	36%	Komal Janghel	BJP	60646	36%	870	1%
90	Dhamtari	209369	172482	Ranjana Dipendra Sahu	BJP	63198	37%	Gurumukh Singh Hora	INC	62734	36%	464	0%

Table: Margin of Victory of Winners from Chhattisgarh Assembly Elections

## Contact Details Chhattisgarh Election Watch

<p><b>Mr. Gautam Bandyopadhyay</b> <b>Coordinator</b> +91-98261-71304 <a href="mailto:gautamraipur@gmail.com">gautamraipur@gmail.com</a></p>	<p><b>Mr. Sudhir Pal</b> +91-94311-07277 <a href="mailto:manthanindia@gmail.com">manthanindia@gmail.com</a></p>
--	---

### National Election Watch/Association for Democratic Reforms

<p><b>Media and Journalist Helpline</b>  +91 80103 94248 Email: <a href="mailto:adr@adrindia.org">adr@adrindia.org</a></p>	<p><b>Maj.Gen. Anil Verma (Retd)</b> <b>Head</b> National Election Watch, Association for Democratic Reforms 011 4165 4200, +91 88264 79910 adr@adrindia.org, <a href="mailto:anilverma@adrindia.org">anilverma@adrindia.org</a></p>	<p><b>Prof Jagdeep Chhokar</b> <b>IIM Ahmedabad (Retd.)</b> <b>Founder Member,</b> National Election Watch, Association for Democratic Reforms +91 99996 20944 <a href="mailto:jchhokar@gmail.com">jchhokar@gmail.com</a></p>	<p><b>Prof Trilochan Sastry</b> <b>IIM Bangalore</b> <b>Founder Member,</b> National Election Watch, Association for Democratic Reforms +91 94483 53285 <a href="mailto:trilochans@iimb.ac.in">trilochans@iimb.ac.in</a></p>
--	--	---	--

## DISCLAIMER

All information in this report has been taken from the website of Election Commission of India (<http://affidavitarchive.nic.in/>). **ADR does not add or subtract any information, unless the EC changes the data. In particular, no unverified information from any other source is used.** While all efforts have been made to ensure that the information is in keeping with what is available in the ECI website, in case of discrepancy between information in this report and that given in the ECI website, the information available ECI website should be treated as correct. Association for Democratic Reforms, Chhattisgarh Election Watch and their volunteers are not responsible or liable for any damage arising directly or indirectly from the publication of this report.