

2nd June, 2026

Press Release

Tamil Nadu Assembly Elections 2026

Analysis of Vote Share, Margin of Victory and Representativeness of Winners

Association for Democratic Reforms

Plot No. E-5, 4th Floor,
Lane-1, Westend Marg, Saidulajab,
(Behind Saket Metro Gate No. 2)
New Delhi-110 030
Phone: +91-011-4165-4200
Email: adr@adrindia.org

Contents

Summary and Highlights	3
Vote Share and Representativeness of Winners.....	4
Voter Turnout	5
Vote Share of Winner	6
Representativeness of Winners	10
Margin of Victory for Winners	11
Performance of Women Winners in Tamil Nadu Assembly Elections, 2026.....	16
Performance of Re-elected Winners in Tamil Nadu Assembly Elections, 2026.....	17
Details of NOTA	18
Vote Share and Representativeness of Winners in Tamil Nadu Assembly Elections 2026	19
Vote Share and Margin of Victory of Winners in Tamil Nadu Assembly Elections 2026.....	30
Contact Details	53
DISCLAIMER	54

Summary and Highlights

Association for Democratic Reforms and **Tamil Nadu Election Watch** have analysed the vote share for all **234** constituencies in the Tamil Nadu Assembly Elections, 2026. The voter's turnout for the Tamil Nadu assembly elections 2026 was **85.91%** whereas voter's turnout in 2021 assembly elections was **73.45%**.

The Tamil Nadu Assembly election result was declared on 4th May 2026.

Vote Share of Winners

- The winners of the Tamil Nadu State Assembly elections **2026**, won with an average of **38.99%** of total votes polled. In the **2021** elections, winners won with an average of **48.37%** of total votes polled.
- **14(6%)** winners won with **50%** and above of the total votes polled in their constituency
- **220(94%)** winners won with less than **50%** of the total votes polled in their constituency.
- **8(6%)** out of **126** winners with declared criminal cases have won with a vote share of **50% and above**.
- **6 (6%)** out of **108** winners with clean backgrounds have won with a vote share of **50% and above**.
- **11(6%)** out of **194** crorepati winners analysed have won with a vote share of **50% and above**
- **3(7%)** out of **40** non-crorepati winners have won with a vote share of **50% and above**.

Representativeness of Winners

- All the winners of the **Tamil Nadu State Assembly Elections, 2026** won with an average of **33.49%** of the total registered voters. This implies that the winners represent on an average, **33.49%** of the total electorate. In the Tamil Nadu State Assembly Elections, 2021 won by an average of **35.52%** of the total registered votes.

Margin of Victory

- **15** winners have won with a margin of victory of less than **1000** votes.
- **8** winners have won with more than **25%** margin of victory.

Winners with Declared Criminal Cases and their Margin of Victory:

- **68** out of **126** winners with declared criminal cases have won against a runner up with a clean background.
- Among these **68** winners, **3** winners have won with more than **25%** margin of victory.
- Among these, **Edappadi Palaniswami. K (AIADMK)** from **Edappadi** constituency won with **37.99%** margin of victory.

Winners with clean background and their Margin of Victory:

- **47** out of **108** winners with clean backgrounds have won against a runner up with declared criminal cases.
- Among these **47** winners, **2** winners have won with more than **20%** margin of victory.
- Among these, **Dr. Ravi.M. S (Tamilaga Vettri Kazhagam)** from **Ponneri** constituency won with **24.59%** margin of victory.

Crorepati Winners and their Margin of Victory:

- **33** out of **194** crorepati winners have won against a non-crorepati runners up.
- Among these **33** winners, **3** winners have won with more than **25%** margin of victory.
- Among these, **Edappadi Palaniswami. K (AIADMK)** from **Edappadi** constituency won with **37.99%** margin of victory.

Non-crorepati Winners and their Margin of Victory:

- **39** out of **40** non-crorepati winners have won against crorepati runners up.
- Among these **39** winners, **4** winners have won with more than **20%** margin of victory.
- Among these, **V. Sathyabama (Tamilaga Vettri Kazhagam)** from **Tiruppur (North)** constituency won with **26.57%** margin of victory.

Performance of Women Winners

- Among the **234** winners, **23** are women.
- All of them won with **32% and above** of vote share in their constituencies.
- Among the women winners, **V. SATHYABAMA (Tamilaga Vettri Kazhagam)** from **Tiruppur (North)** constituency has won with the highest vote share, i.e. **49.88%** in her constituency. She has won with **41.60%** representativeness and **26.57%** margin of victory.

Performance of Re-elected Winners

- Out of total **61** re-elected winners, none have won with less than **29%** of vote share in their respective constituencies. **2(3%)** have won with more than **50%** of vote share.
- **52(85%)** re-elected winners have won with less than **10%** margin of victory whereas **3** have won with more than **20%** margin of victory.

NOTA

- The NOTA button instated by the ECI in 2013 gave the voters an option of rejecting all the candidates in their constituency. Out of **4,93,24,125** votes polled in 2026 **Tamil Nadu Assembly Elections**, **1,99,805 (0.41%)** were polled for NOTA.

Vote Share and Representativeness of Winners

Voter Turnout

The voter's turnout for the Tamil Nadu Assembly elections 2026 was **85.91%** whereas voter's turnout in 2021 assembly elections was **73.45%**.

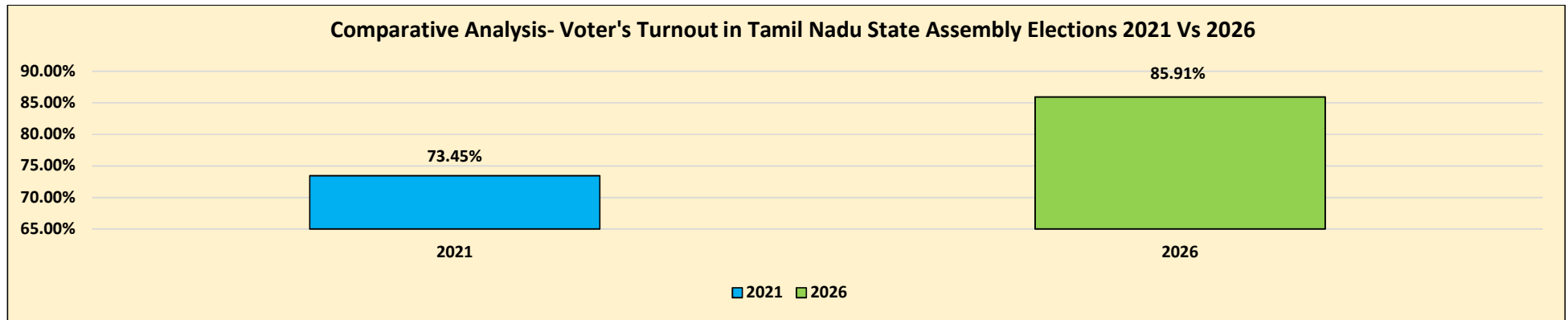


Figure: Comparative Analysis – Voters' Turnout

- **Top 3 Constituencies with Highest Voters' turnout:** The following are the top 3 constituencies with highest voters' turnout in the Tamil Nadu Assembly Elections, 2026

S.No.	Constituency	Total Registered Votes	Total Valid Votes in The Constituency	% of Voters ' Turnout
1	KARUR	230068	216829	94.25%
2	VEERAPANDI	250504	235875	94.16%
3	KULITHALAI	223376	209091	93.60%

Table: Top 3 Constituencies with Highest Voters' turnout

- **3 Constituencies with Lowest Voters' turnout:** The following are the 3 constituencies with lowest voters' turnout in the Tamil Nadu Assembly Elections, 2026

S.No.	Constituency	Total Registered Votes	Total Valid Votes in The Constituency	% of Voters ' Turnout
1	PALAYAMKOTTAI	257498	180620	70.14%
2	KILLIYOOR	247289	177534	71.79%
3	MADURAI NORTH	221326	161801	73.11%

Table: 3 Constituencies with Lowest Voters' turnout

Vote Share of Winner

The percentage of vote share was calculated by dividing the votes polled for the winner by the total number of valid votes polled. The value of vote share represents votes won by the winning candidates among the total number of valid votes polled.

$$\text{Votes Share} = \frac{\text{(Total Votes Polled for Winner)}}{\text{(Total No. of Valid Votes Polled)}}$$

The winners of the Tamil Nadu State Assembly elections, **2026** won by an average of **38.99 %** of total votes polled. In the **2021** elections winners won by an average of **48.37%** of total votes polled.

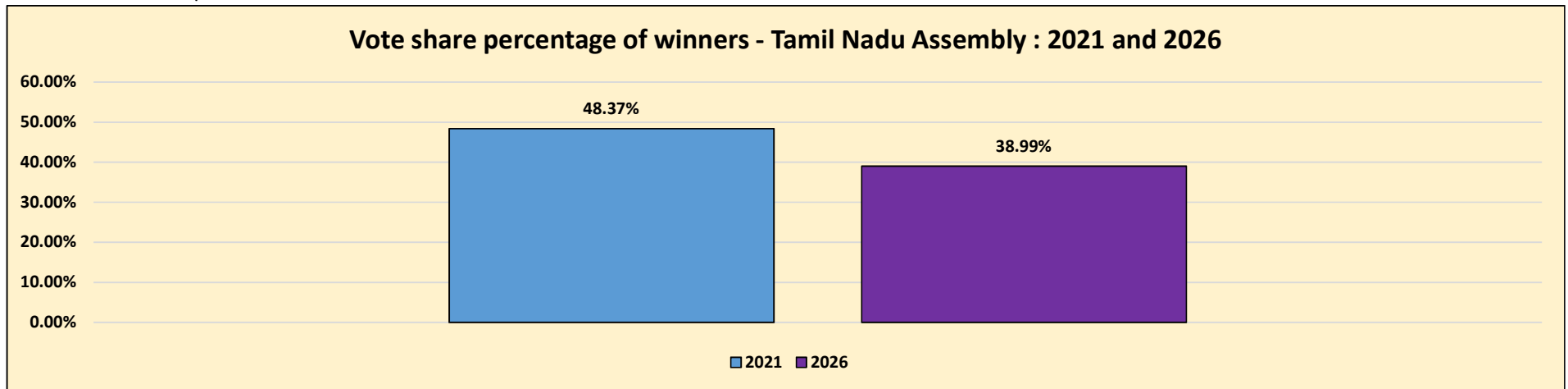


Figure: Vote share percentage of winners – Tamil Nadu Assembly: 2021 and 2026

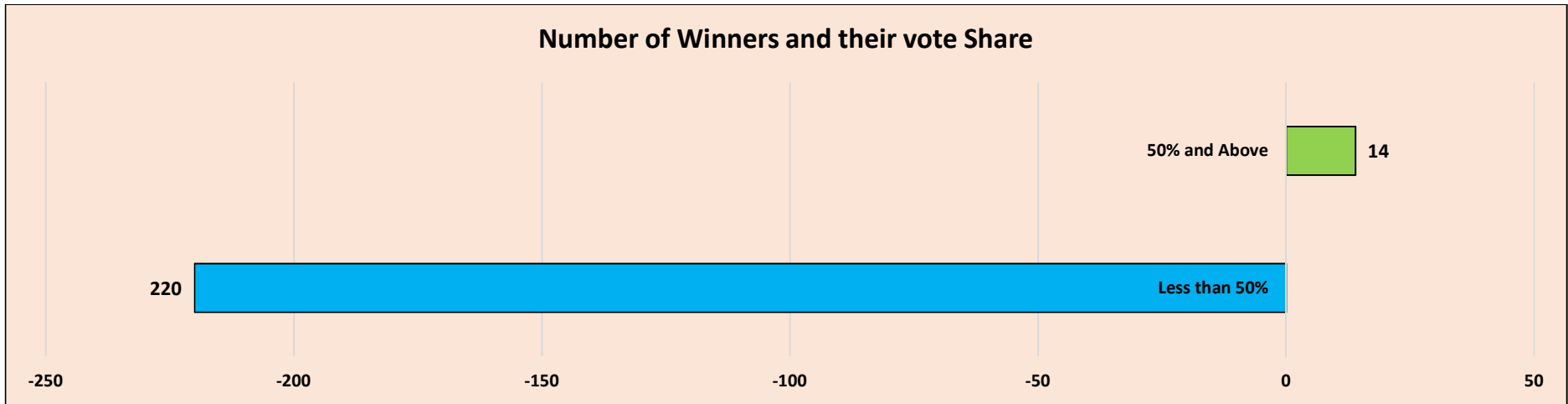


Figure: No. of Winners- Vote Share

- **Winners with highest vote share:** 14(6%) winners won with 50% and above of the total votes polled in their constituency. The top 3 winners who have attained the highest vote share during the Tamil Nadu State Assembly Elections, 2026 are given below:

S.No	Winner	Party	Constituency	Total Valid Votes in The Constituency	Total Votes Polled for Winners	% Vote share for Winner
1	C. JOSEPH VIJAY	Tamilaga Vettri Kazhagam	Perambur	204384	120365	58.89%
2	EDAPPADI PALANISWAMI. K	All India Anna Dravida Munnetra Kazhagam	Edappadi	258263	148933	57.67%
3	N. MARIE WILSON	Tamilaga Vettri Kazhagam	Dr. Radhakrishnan Nagar	181210	97800	53.97%

Table: Winners with highest vote share

- **Winners with Least Vote Share:** 220(94%) winners won with less than 50% of the total votes polled in their constituency. 3 winners who have attained the least vote share during the Tamil Nadu Assembly Elections, 2026 are given below:

S.No.	Winner	Party	Constituency	Total Valid Votes in The Constituency	Total Votes Polled for Winners	% Vote share for Winner
1	VIJAY. M	Tamilaga Vettri Kazhagam	Usilampatti	224048	65743	29.34%
2	R.S. RAJAKANNAPPAN	Dravida Munnetra Kazhagam	Mudhukulathur	231373	68003	29.39%
3	SUNILANAND	Tamilaga Vettri Kazhagam	Mettuppalayam	244319	75664	30.97%

Table: Winners with least vote share

Party Wise Vote Share

Party Wise Vote Share (in %)

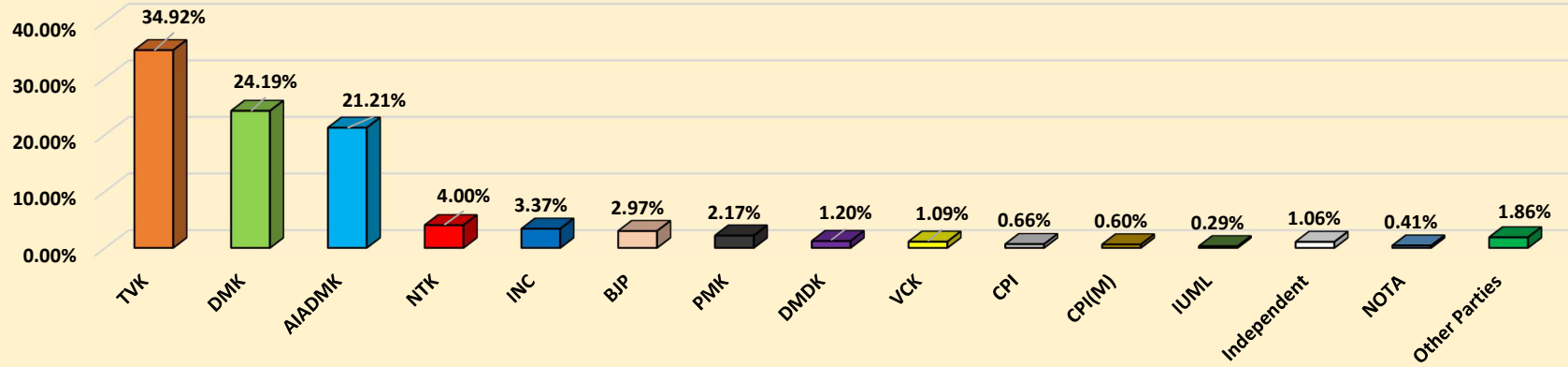


Figure: Party Wise - Vote Share

S.No.	Party	Number of Total Votes Polled for the Party	Percentage of Vote Share
1	Tamilaga Vettri Kazhagam	17226209	34.92%
2	Dravida Munnetra Kazhagam	11929144	24.19%
3	All India Anna Dravida Munnetra Kazhagam	10462146	21.21%
4	Naam Tamilar Katchi	1972537	4.00%
5	Indian National Congress	1661312	3.37%
6	Bharatiya Janata Party	1467024	2.97%
7	Pattali Makkal Katchi	1070745	2.17%
8	Other Parties	918133	1.86%
9	Desiya Murpokku Dravida Kazhagam	589500	1.20%
10	Viduthalai Chiruthaigal Katchi	540056	1.09%
11	Communist Party of India	326488	0.66%
12	Communist Party of India (Marxist)	293817	0.60%
13	Indian Union Muslim League	142465	0.29%
14	Independent	524744	1.06%
15	None of the Above	199805	0.41%

Table: Party wise vote share

- **Winners with declared criminal cases and their vote share:** 8(6%) out of 126 winners with declared criminal cases have won with a vote share of 50% and above.
- **Winners with clean background and their Vote Share:** 6 (6%) out of 108 winners with clean backgrounds have won with a vote share of 50% and above.

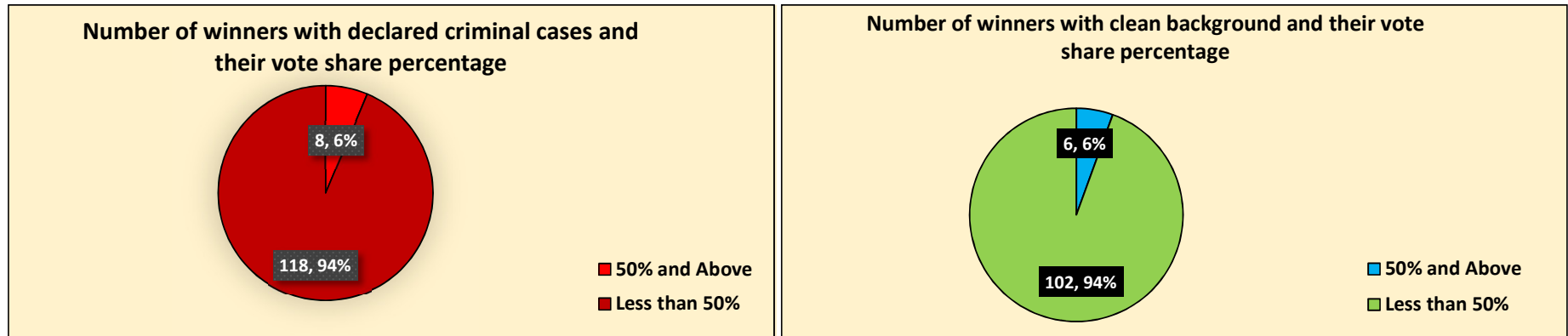


Figure: Vote share of winners with declared criminal cases and clean background winners

- **Crorepati winners and their vote share:** 11(6%) out of 194 crorepati winners analysed have won with a vote share of 50% and above.
- **Non-crorepati winners and their vote share:** 3(7%) out of 40 non-crorepati winners have won with a vote share of 50% and above.

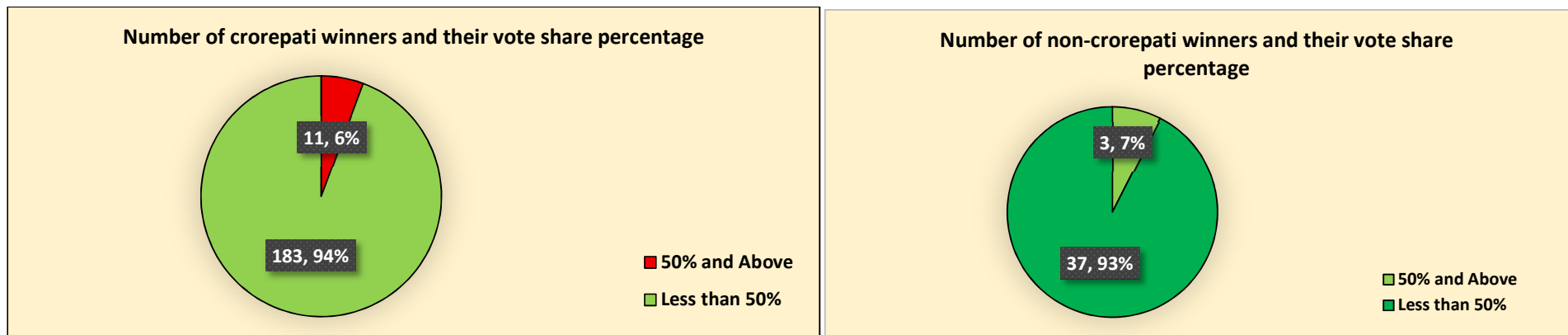


Figure: Vote share of winners with crorepati and non-crorepati winners

Representativeness of Winners

The percentage of representation is calculated by dividing the votes polled for the winner by the electorate i.e. the total number of registered voters. This value represents the percentage of votes won by the winning candidate among the total number of registered voters in the constituency.

$$\text{Representativeness} = \frac{\text{Total Votes polled for Winner}}{\text{Total No. of Registered Voters}}$$

All the winners of the **Tamil Nadu State Assembly Elections, 2026** won with an average of **33.49%** of the total registered voters. This implies that the winners represent on an average, **33.49%** of the total electorate. In the Tamil Nadu State Assembly Elections, 2021 won by an average of **35.52%** of the total registered votes.



Figure – Comparative Analysis- Representativeness of Winners

Margin of Victory for Winners

Margin of Victory = Vote Polled for Winners – Votes Polled for the Runner Up

- **Winners with Margin of Victory less than 1000 votes:** The details of winners with a Margin of Victory less than **1000** votes are given below:

S.No.	Constituency	Total Valid Votes in The Constituency	Winner	Party	Votes Polled for Winners	% Vote share for Winner	Runners Up	Party	Votes Polled for Runners up	% of Votes Polled for Runners up	Margin of Victo rys	% Margin of Victory
1	TIRUPPATTUR	215710	SEENIVASA SETHUPATHY . R	Tamilaga Vettri Kazhagam	83375	38.65%	PERIAKARUP PAN. KR	Dravida Munnetra Kazhagam	83374	38.65%	1	0.00%
2	VEPPANAHALL I	222608	SRINIVASAN. P.S	Dravida Munnetra Kazhagam	74691	33.55%	MUNUSAMY. K.P	All India Anna Dravida Munnetra Kazhagam	74553	33.49%	138	0.06%
3	KANNIYAKUM ARI	239150	THALAVAI SUNDARAM. N	All India Anna Dravida Munnetra Kazhagam	75045	31.38%	MAHESH.R	Dravida Munnetra Kazhagam	74831	31.29%	214	0.09%
4	POLUR	211743	ABISHEK. R	Tamilaga Vettri Kazhagam	67961	32.10%	SARAVANAN. P	Desiya Murpokku Dravida Kazhagam	67734	31.99%	227	0.11%
5	TIRUKKOYILU R	217318	PALANISAMY S	All India Anna Dravida Munnetra Kazhagam	73033	33.61%	VIJAY R BARANIBALA AJI	Tamilaga Vettri Kazhagam	72748	33.48%	285	0.13%
6	PARAMATHI-VELUR	188845	SEKAR S	All India Anna Dravida Munnetra Kazhagam	61349	32.49%	MOORTHY K S	Dravida Munnetra Kazhagam	61041	32.32%	308	0.16%
7	KULITHALAI	209091	SURIYANUR. A. CHANDRAN	Dravida Munnetra Kazhagam	68138	32.59%	G.BALASUBRAMANI	Tamilaga Vettri Kazhagam	67559	32.31%	579	0.28%
8	KUMBAKONA M	208288	VINOTH	Tamilaga Vettri Kazhagam	78650	37.76%	ANBALAGAN G	Dravida Munnetra Kazhagam	77971	37.43%	679	0.33%
9	PALANI	208619	RAVIMANO HARAN. K	All India Anna Dravida Munnetra Kazhagam	66986	32.11%	DR. PRAVEEN KUMAR. M	Tamilaga Vettri Kazhagam	66293	31.78%	693	0.33%
10	TINDIVANAM	196026	VANNI ARASU	Viduthalai Chiruthaigal Katchi	63833	32.56%	ARJUNAN. P	All India Anna Dravida Munnetra Kazhagam	63099	32.19%	734	0.37%

S.No.	Constituency	Total Valid Votes in The Constituency	Winner	Party	Votes Polled for Winners	% Vote share for Winner	Runners Up	Party	Votes Polled for Runners up	% of Votes Polled for Runners up	Marg in of Victo rys	% Margin of Victory
11	CUMBUM	210574	JEGANATHM ISHRA PLA	Tamilaga Vettri Kazhagam	85394	40.55%	ERAMAKRISH NAN N	Dravida Munnetra Kazhagam	84643	40.20%	751	0.36%
12	KALLAKURICHI	249626	ARUL VIGNESH C	Tamilaga Vettri Kazhagam	81132	32.50%	RAJEEVGAND HI S	All India Anna Dravida Munnetra Kazhagam	80334	32.18%	798	0.32%
13	KOVILPATTI	194232	KARUNANIT HI.K	Dravida Munnetra Kazhagam	61643	31.74%	BALASUBRA MANIAN.S	Tamilaga Vettri Kazhagam	60800	31.30%	843	0.43%
14	VIKRAVANDI	209231	SIVAKUMAR C	Pattali Makkal Katchi	69727	33.33%	VIJAI VADIVEL A	Tamilaga Vettri Kazhagam	68817	32.89%	910	0.43%
15	UDHAGAMAN DALAM	148704	BHOJARAJAN .M	Bharatiya Janata Party	48488	32.61%	IBRAHIM.R	Tamilaga Vettri Kazhagam	47512	31.95%	976	0.66%

Table: Winners with Margin of Victory less than 1000 votes

- **Winners with Margin of Victory more than 25%:** The details of Winners with Margin of Victory more than 25% are given below:

S.No.	Constituency	Total Valid Votes in The Constituency	Winner	Party	Votes Polled for Winners	% Vote share for Winner	Runners Up	Party	Votes Polled for Runners up	% of Votes Polled for Runners up	Margin of Victo rys	% Margin of Victory
1	EDAPPADI	258263	EDAPPADI PALANISWA MI. K	All India Anna Dravida Munnetra Kazhagam	148933	57.67%	PREMKUM AR. K	Independent	50823	19.68%	98110	37.99%
2	SALEM (WEST)	234407	LAKSHMANA N.S	Tamilaga Vettri Kazhagam	120407	51.37%	KARTHE.M	Pattali Makkal Katchi	45540	19.43%	74867	31.94%
3	VIRALIMALAI	203921	VIJAYABASKA R. C	All India Anna Dravida Munnetra Kazhagam	105773	51.87%	MURUGESA N. P	Tamilaga Vettri Kazhagam	43700	21.43%	62073	30.44%
4	DR.RADHAKRI SHNAN NAGAR	181210	N. MARIE WILSON	Tamilaga Vettri Kazhagam	97800	53.97%	J. JOHN EBENEZER	Dravida Munnetra Kazhagam	48132	26.56%	49668	27.41%
5	TIRUPPUR (NORTH)	263457	V.SATHYABA MA	Tamilaga Vettri Kazhagam	131401	49.88%	M.S.M.ANA NDAN	All India Anna Dravida Munnetra Kazhagam	61409	23.31%	69992	26.57%
6	PERAMBUR	204384	C. JOSEPH VIJAY	Tamilaga Vettri Kazhagam	120365	58.89%	R.D. SHEKAR	Dravida Munnetra Kazhagam	66650	32.61%	53715	26.28%

S.No.	Constituency	Total Valid Votes in The Constituency	Winner	Party	Votes Polled for Winners	% Vote share for Winner	Runners Up	Party	Votes Polled for Runners up	% of Votes Polled for Runners up	Margin of Victorys	% Margin of Victory
7	MADAVARAM	361998	M.L.VIJAYPR ABHU	Tamilaga Vettri Kazhagam	190462	52.61%	S.SUDHARS ANAM	Dravida Munnetra Kazhagam	95477	26.38%	94985	26.24%
8	THIRUVOTTIY UR	207088	SENTHIL KUMAR. N	Tamilaga Vettri Kazhagam	110067	53.15%	SUNDARAR AJ. L	Communist Party of India (Marxist)	56503	27.28%	53564	25.87%

Table: Winners with Margin of Victory more than 25%

Winners with Declared Criminal Cases and their Margin of Victory:

- 68 out of 126 winners with declared criminal cases have won against a runner up with a clean background.
- Among these 68 winners, 3 winners have won with more than 25% margin of victory.
- Among these, **Edappadi Palaniswami. K (AIADMK)** from **Edappadi** constituency won with **37.99%** margin of victory.

Winners with clean background and their Margin of Victory:

- 47 out of 108 winners with clean backgrounds have won against a runner up with declared criminal cases.
- Among these 47 winners, 2 winners have won with more than 20% margin of victory.
- Among these, **Dr. Ravi.M. S (Tamilaga Vettri Kazhagam)** from **Ponneri** constituency won with **24.59%** margin of victory.

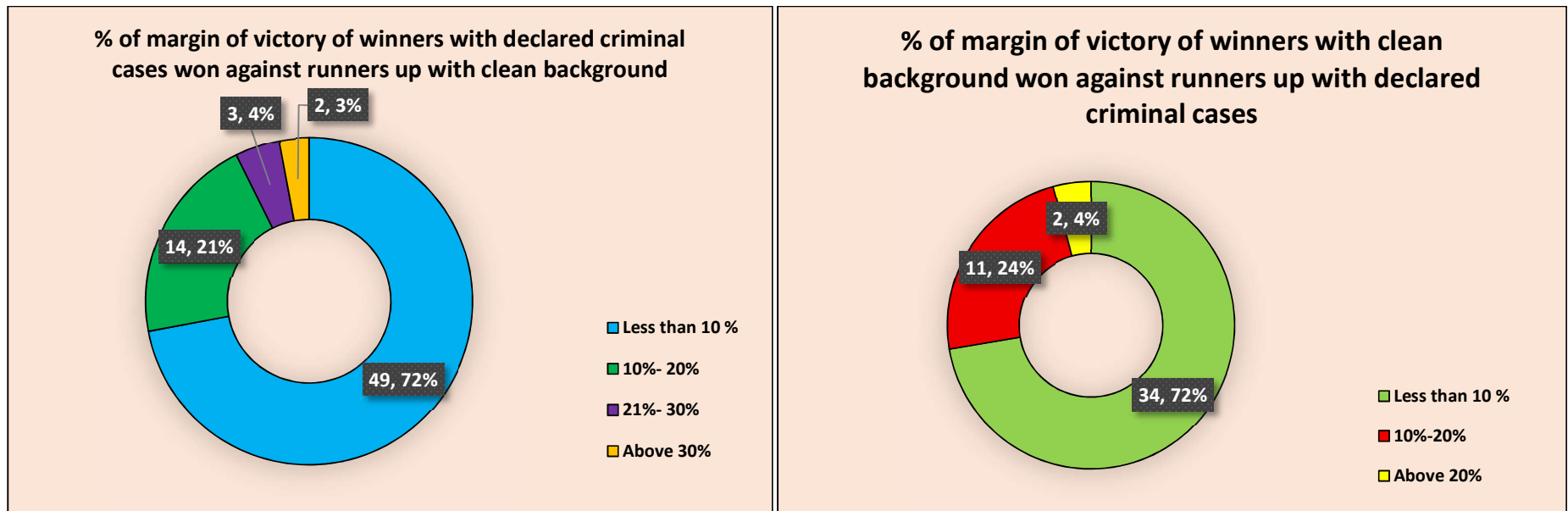


Figure: Margin of victory of winners with declared criminal cases and clean background winners

Crorepati Winners and their Margin of Victory:

- 33 out of 194 crorepati winners have won against a non-crorepati runners up.
- Among these 33 winners, 3 winners have won with more than 25% margin of victory.
- Among these, **Edappadi Palaniswami. K (AIADMK)** from **Edappadi** constituency won with **37.99%** margin of victory.

Non-crorepati Winners and their Margin of Victory:

- 39 out of 40 non-crorepati winners have won against crorepati runners up.
- Among these 39 winners, 4 winners have won with more than 20% margin of victory.
- Among these, **V. Sathyabama (Tamilaga Vettri Kazhagam)** from **Tiruppur (North)** constituency won with **26.57%** margin of victory.

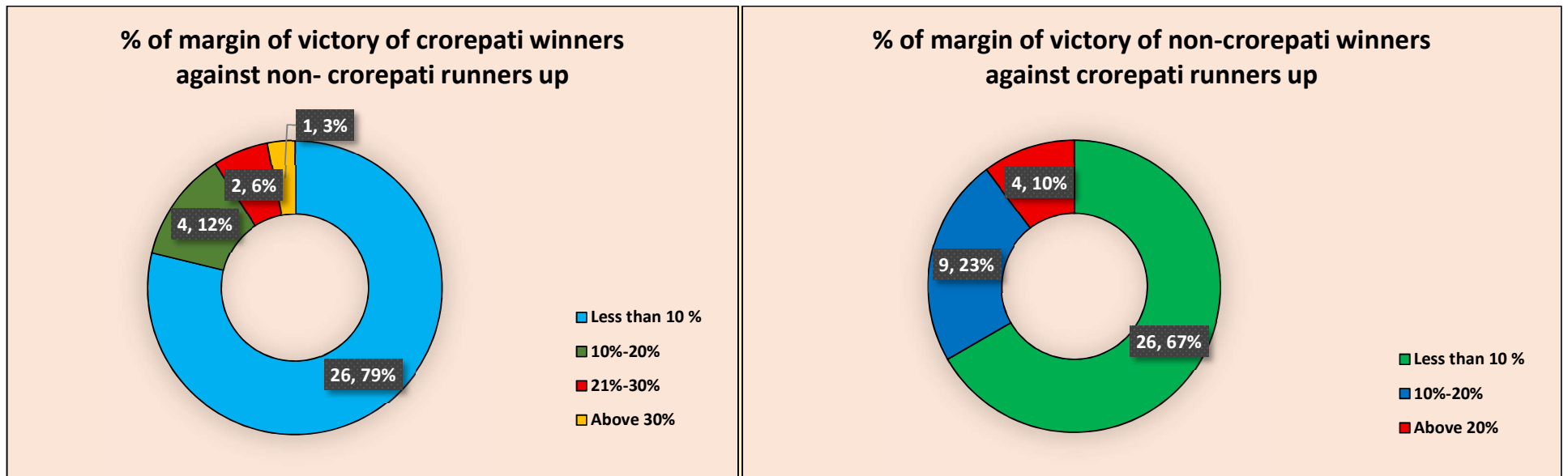


Figure: Margin of victory of crorepati winners and non-crorepati winners

Performance of Women Winners in Tamil Nadu Assembly Elections, 2026

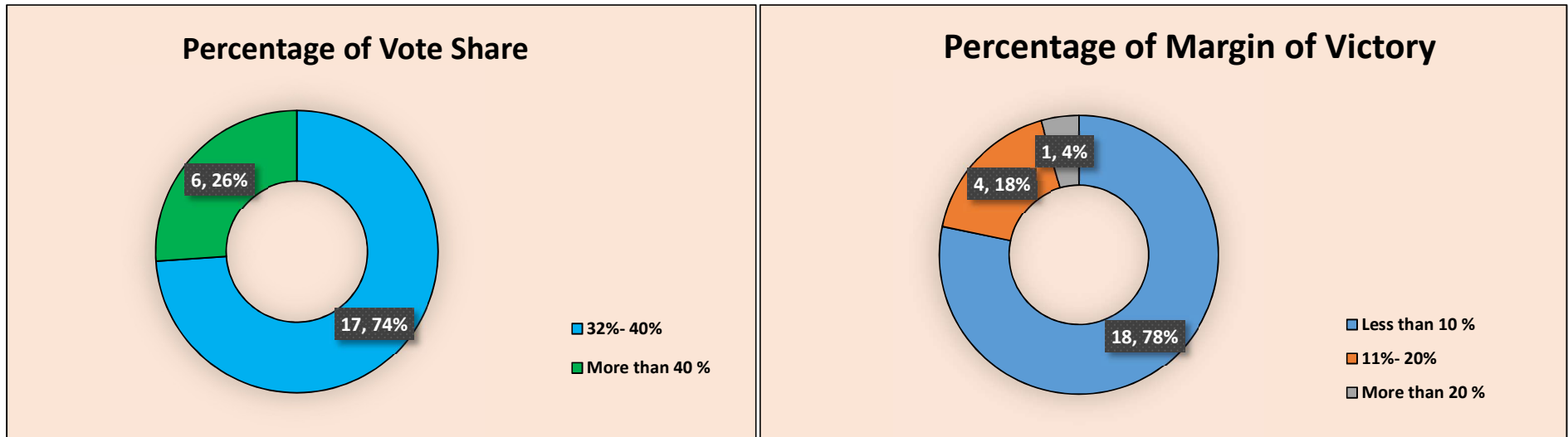


Figure: Performance of Women Winners

- Among the **234** winners, **23** are women.
- All of them won with **32% and above** of vote share in their constituencies.
- Among the women winners, **V. SATHYABAMA (Tamilaga Vettri Kazhagam)** from **Tiruppur (North)** constituency has won with the highest vote share, i.e. **49.88%** in her constituency. She has won with **41.60%** representativeness and **26.57%** margin of victory.

Performance of Re-elected Winners in Tamil Nadu Assembly Elections, 2026

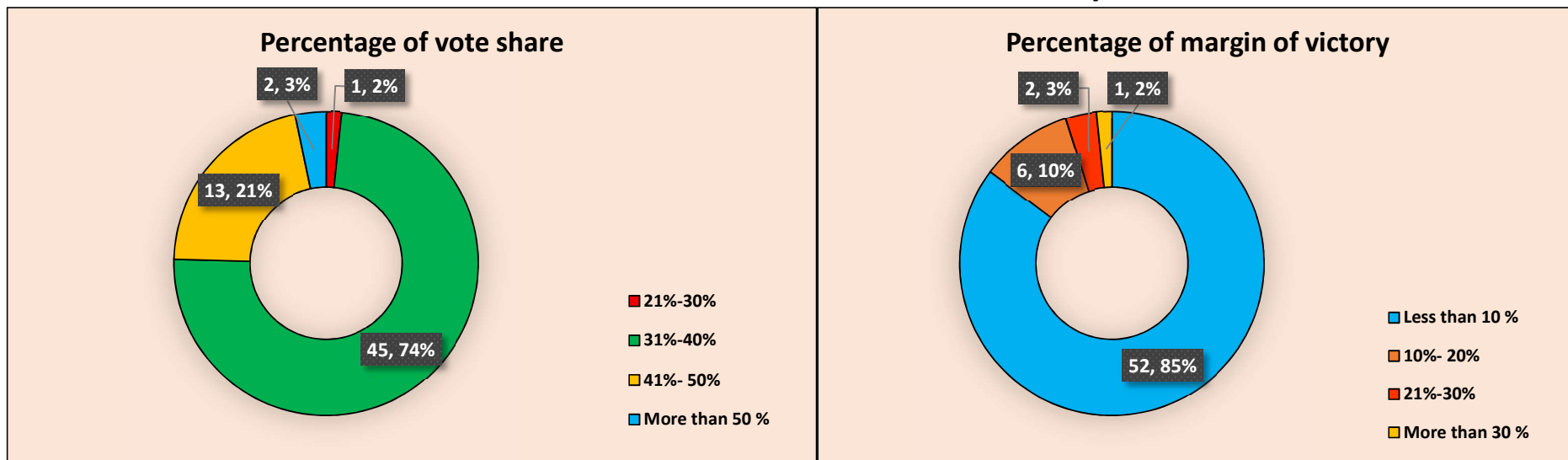


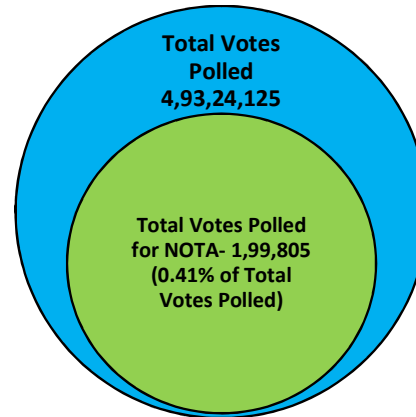
Figure: Performance of Re-Elected Winners

Percentage Range	Vote Share	Margin of Victory
Less than 10 %	0	52
10%- 20%	0	6
21%-30%	1	2
31%-40%	45	1
41%- 50%	13	0
More than 50 %	2	0

Table: Performance of Re-Elected Winners

- Out of total **61** re-elected winners, none have won with less than **29%** of vote share in their respective constituencies. **2(3%)** have won with more than **50%** of vote share.
- **52(85%)** re-elected winners have won with less than **10%** margin of victory whereas **3** have won with more than **20%** margin of victory.

Details of NOTA



S

- The NOTA button instated by the ECI in 2013 gave the voters an option of rejecting all the candidates in their constituency. Out of **4,93,24,125** votes polled in 2026 **Tamil Nadu Assembly Elections, 1,99,805 (0.41%)** were polled for NOTA.
- The top ten constituencies with highest votes polled for NOTA are as follows:

S.N o.	Constituency	Total Valid Votes in The Constituency	Votes Polled for Winners	% Vote share for Winner	Votes Polled for Runners up	% of Votes Polled for Runners up	Votes Polled for NOTA	Votes Polled for NOTA %
1	KAVUNDAMPALAYAM	363991	146466	40.24%	104326	28.66%	2116	0.58%
2	SHOZHINGANALLUR	447295	220382	49.27%	123602	27.63%	2079	0.46%
3	BHAVANISAGAR	214595	72391	33.73%	67822	31.60%	1804	0.84%
4	KINATHUKADAVU	267917	99950	37.31%	88240	32.94%	1717	0.64%
5	HOSUR	277770	109867	39.55%	82064	29.54%	1614	0.58%
6	PALLAVARAM	283677	133611	47.10%	78918	27.82%	1602	0.56%
7	POONAMALLEE	308894	161309	52.22%	88569	28.67%	1571	0.51%
8	VEPPANAHALLI	222608	74691	33.55%	74553	33.49%	1570	0.71%
9	AVANASHI	231600	84209	36.36%	68836	29.72%	1563	0.67%
10	THALLI	205878	78283	38.02%	73043	35.48%	1550	0.75%

Table: Top 10 Constituencies with highest votes polled for NOTA

Vote Share and Representativeness of Winners in Tamil Nadu Assembly Elections 2026

S.No.	Constituency	Total Registered Voters	Total Valid Votes in The Constituency	Winner	Party	Total Votes Polled for Winners	% Vote share for Winner	% of Representativeness
1	EDAPPADI	276472	258263	EDAPPADI PALANISWAMI. K	All India Anna Dravida Munnetra Kazhagam	148933	57.67%	53.87%
2	PERAMBUR	226345	204384	C. JOSEPH VIJAY	Tamilaga Vettri Kazhagam	120365	58.89%	53.18%
3	DR.RADHAKRISHNA N NAGAR	199394	181210	N. MARIE WILSON	Tamilaga Vettri Kazhagam	97800	53.97%	49.05%
4	VIRALIMALAI	225159	203921	VIJAYABASKAR. C	All India Anna Dravida Munnetra Kazhagam	105773	51.87%	46.98%
5	SALEM (WEST)	258040	234407	LAKSHMANAN.S	Tamilaga Vettri Kazhagam	120407	51.37%	46.66%
6	TIRUPPATTUR	227352	202925	DR.THIRUPATHI. N	Tamilaga Vettri Kazhagam	105098	51.79%	46.23%
7	THIRUVOTTIYUR	244931	207088	SENTHIL KUMAR. N	Tamilaga Vettri Kazhagam	110067	53.15%	44.94%
8	MADAVARAM	431866	361998	M.L.VIJAYPRABHU	Tamilaga Vettri Kazhagam	190462	52.61%	44.10%
9	PONNERI	251421	226819	DR.RAVI.M.S	Tamilaga Vettri Kazhagam	110439	48.69%	43.93%
10	POONAMALLEE	368694	308894	PRAKASAM.R	Tamilaga Vettri Kazhagam	161309	52.22%	43.75%
11	ARCOT	246786	225786	S.M.SUKUMAR	All India Anna Dravida Munnetra Kazhagam	105608	46.77%	42.79%
12	PALACODU	240861	225257	ANBALAGAN. K.P.	All India Anna Dravida Munnetra Kazhagam	102807	45.64%	42.68%
13	ODDANCHATRAM	220263	201624	SAKKARAPANI. R	Dravida Munnetra Kazhagam	93099	46.17%	42.27%
14	TIRUPPUR (NORTH)	315863	263457	V.SATHYABAMA	Tamilaga Vettri Kazhagam	131401	49.88%	41.60%
15	TIRUCHIRAPPALLI (EAST)	220240	182493	C. JOSEPH VIJAY	Tamilaga Vettri Kazhagam	91381	50.07%	41.49%
16	AVADI	436522	346005	R.RAMESH KUMAR	Tamilaga Vettri Kazhagam	180384	52.13%	41.32%
17	VILLIVAKKAM	163416	141452	AADHAV ARJUNA	Tamilaga Vettri Kazhagam	66445	46.97%	40.66%
18	ATHOOR	262329	237183	I. PERIASAMY	Dravida Munnetra Kazhagam	106240	44.79%	40.50%
19	SALEM (SOUTH)	226880	207902	VIJAY TAMILAN PARTHIBAN. A	Tamilaga Vettri Kazhagam	91371	43.95%	40.27%
20	THOOTHUKUDI	250803	204712	SRINATH	Tamilaga Vettri Kazhagam	100536	49.11%	40.09%
21	SHOZHINGANALLUR	553978	447295	ECR P SARAVANAN	Tamilaga Vettri Kazhagam	220382	49.27%	39.78%
22	SAIDAPET	204177	160401	ARUL PRAKASAM. M	Tamilaga Vettri Kazhagam	81205	50.63%	39.77%
23	PALLAVARAM	337024	283677	J.KAMATCHI	Tamilaga Vettri Kazhagam	133611	47.10%	39.64%

S.No.	Constituency	Total Registered Voters	Total Valid Votes in The Constituency	Winner	Party	Total Votes Polled for Winners	% Vote share for Winner	% of Representativeness
24	PAPPIREDDIPATTI	257016	236621	MARAGATHAM VETRIVEL	All India Anna Dravida Munnetra Kazhagam	101829	43.03%	39.62%
25	AMBATTUR	337081	259986	BALAMURUGAN.G	Tamilaga Vettri Kazhagam	133339	51.29%	39.56%
26	MAILAM	209098	189221	SHANMUGAM C VE	All India Anna Dravida Munnetra Kazhagam	82353	43.52%	39.38%
27	KOLATHUR	211833	184051	V. S. BABU	Tamilaga Vettri Kazhagam	82997	45.09%	39.18%
28	ERODE (EAST)	179592	162453	M.VIJAY BALAJI	Tamilaga Vettri Kazhagam	69747	42.93%	38.84%
29	EGMORE	138796	119738	RAJMOHAN	Tamilaga Vettri Kazhagam	53901	45.02%	38.83%
30	ERODE (WEST)	250217	221400	ANANTH MOGHAN K.K.	Tamilaga Vettri Kazhagam	96836	43.74%	38.70%
31	NANNILAM	267576	231444	KAMARAJ. R	All India Anna Dravida Munnetra Kazhagam	103462	44.70%	38.67%
32	SRIPERUMBUDUR	381807	331088	THENNARASU.K	Tamilaga Vettri Kazhagam	147611	44.58%	38.66%
33	KALASAPAKKAM	233595	214127	AGRI KRISHNAMURTHY. S S	All India Anna Dravida Munnetra Kazhagam	89629	41.86%	38.37%
34	OMALUR	294863	271119	MANI. R	All India Anna Dravida Munnetra Kazhagam	112246	41.40%	38.07%
35	THIRU-VI-KA-NAGAR	181658	143903	M. R. PALLAVI	Tamilaga Vettri Kazhagam	69125	48.04%	38.05%
36	TIRUCHENGODU	209099	191122	ARUNRAJ K G	Tamilaga Vettri Kazhagam	79500	41.60%	38.02%
37	MADURAVOYAL	373321	293692	RHEVANTH CHARAN	Tamilaga Vettri Kazhagam	141725	48.26%	37.96%
38	CHEPAUK-THIRUVALLIKENI	166050	140741	UDHAYANIDHI STALIN	Dravida Munnetra Kazhagam	62992	44.76%	37.94%
39	VIRUGAMPAKKAM	200627	172831	SABARINATHAN.R	Tamilaga Vettri Kazhagam	76092	44.03%	37.93%
40	ANNA NAGAR	188908	163339	V.K.RAMKUMAR	Tamilaga Vettri Kazhagam	71375	43.70%	37.78%
41	HARBOUR	120142	99622	P K SEKARBABU	Dravida Munnetra Kazhagam	45254	45.43%	37.67%
42	KATTUMANNARKOIL	226509	187905	L.E. JOTHIMANI	Viduthalai Chiruthaigal Katchi	85179	45.33%	37.61%
43	KILPENNATHUR	241209	219790	RAMACHANDRAN.S	All India Anna Dravida Munnetra Kazhagam	90503	41.18%	37.52%
44	TIRUPPUR (SOUTH)	197104	179814	BALAMURUGAN. S	Tamilaga Vettri Kazhagam	73793	41.04%	37.44%
45	THOUSAND LIGHTS	157551	131824	PRABHAKAR.J.C.D	Tamilaga Vettri Kazhagam	58965	44.73%	37.43%
46	THIRUPORUR	294452	262409	B.VIJAYARAJ	Tamilaga Vettri Kazhagam	110095	41.96%	37.39%

S.No.	Constituency	Total Registered Voters	Total Valid Votes in The Constituency	Winner	Party	Total Votes Polled for Winners	% Vote share for Winner	% of Representativeness
47	ALANDUR	301127	261570	M.HARISH	Tamilaga Vettri Kazhagam	112205	42.90%	37.26%
48	ORATHANADU	233758	195304	R. VAITHILINGAM	Dravida Munnetra Kazhagam	86759	44.42%	37.11%
49	GUMMIDIPOONDI	254175	232522	S.VIJAYAKUMAR	Tamilaga Vettri Kazhagam	94320	40.56%	37.11%
50	VELACHERY	217208	184815	KUMAR. R	Tamilaga Vettri Kazhagam	80430	43.52%	37.03%
51	ROYAPURAM	159672	127356	K.V. VIJAY DAMU	Tamilaga Vettri Kazhagam	59091	46.40%	37.01%
52	TIRUCHIRAPPALLI (WEST)	238980	196347	K.N.NEHRU	Dravida Munnetra Kazhagam	88235	44.94%	36.92%
53	KUMARAPALAYAM	220072	205324	C.VIJAYALAKSHMI	Tamilaga Vettri Kazhagam	81179	39.54%	36.89%
54	CHENGALPATTU	372889	324010	S. THIYAGARAJAN	Tamilaga Vettri Kazhagam	137136	42.32%	36.78%
55	PALLADAM	329875	301014	K.RAMKUMAR	Tamilaga Vettri Kazhagam	121297	40.30%	36.77%
56	THIRUVALLUR	251111	226428	DR. T. ARUNKUMAR	Tamilaga Vettri Kazhagam	92190	40.71%	36.71%
57	ARAKKONAM	200986	182340	V. GANDHIRAJ	Tamilaga Vettri Kazhagam	73776	40.46%	36.71%
58	THIRUPARANKUND RAM	311705	255466	NIRMALKUMAR. R.	Tamilaga Vettri Kazhagam	114316	44.75%	36.67%
59	RANIPET	248962	221038	THAHIRA	Tamilaga Vettri Kazhagam	91149	41.24%	36.61%
60	TIRUCHULI	205681	181250	THANGAM THENARASU	Dravida Munnetra Kazhagam	75085	41.43%	36.51%
61	DHARAPURAM	222434	199944	SATHYABAMA.P	All India Anna Dravida Munnetra Kazhagam	81100	40.56%	36.46%
62	ARAVAKURICHI	195538	181078	ELANGO. R	Dravida Munnetra Kazhagam	70827	39.11%	36.22%
63	ARIYALUR	263156	235858	RAJENDRAN S	All India Anna Dravida Munnetra Kazhagam	95219	40.37%	36.18%
64	CHEYYAR	240008	222570	MUKKUR N. SUBRAMANIAN	All India Anna Dravida Munnetra Kazhagam	86680	38.95%	36.12%
65	TAMBARAM	330181	278809	D.SARATHKUMAR	Tamilaga Vettri Kazhagam	118967	42.67%	36.03%
66	SRIRANGAM	287214	254985	RAMESH	Tamilaga Vettri Kazhagam	103235	40.49%	35.94%
67	SALEM (NORTH)	238685	210712	SIVAKUMAR. K	Tamilaga Vettri Kazhagam	85710	40.68%	35.91%
68	DHARMAPURI	260979	238579	SOWMIYA ANBUMANI	Pattali Makkal Katchi	93713	39.28%	35.91%
69	THIRUVARUR	260145	217875	KALAIVANAN POONDI K	Dravida Munnetra Kazhagam	93408	42.87%	35.91%
70	ATTUR	228219	208296	JAYASANKARAN. A.P.	All India Anna Dravida Munnetra Kazhagam	80843	38.81%	35.42%

S.No.	Constituency	Total Registered Voters	Total Valid Votes in The Constituency	Winner	Party	Total Votes Polled for Winners	% Vote share for Winner	% of Representativeness
71	GUDALUR	185460	151241	DHRAVIDAMANI.M	Dravida Munnetra Kazhagam	65590	43.37%	35.37%
72	TIRUVANNAMALAI	250026	220066	VELU. E.V	Dravida Munnetra Kazhagam	88273	40.11%	35.31%
73	MADURAI EAST	336738	271566	KARTHIKEYAN S	Tamilaga Vettri Kazhagam	118777	43.74%	35.27%
74	MYLAPORE	199496	150594	VENKATARAMANAN. P	Tamilaga Vettri Kazhagam	70070	46.53%	35.12%
75	VEDASANDUR	243998	226554	SAMINATHAN. T	Dravida Munnetra Kazhagam	84948	37.50%	34.82%
76	KAVUNDAMPALAYAM	422240	363991	KANIMOZHI SANTHOSH	Tamilaga Vettri Kazhagam	146466	40.24%	34.69%
77	THANJAVUR	252841	198798	R. VIJAYSARAVANAN	Tamilaga Vettri Kazhagam	87705	44.12%	34.69%
78	MADURAI SOUTH	180003	141503	M.M.GOPISON	Tamilaga Vettri Kazhagam	62415	44.11%	34.67%
79	THIRUVERUMBUR	259701	213583	VIJAYAKUMAR (A) NAVALPATTU S. VIJI	Tamilaga Vettri Kazhagam	89837	42.06%	34.59%
80	GOBICHETTIPALAYAM	239198	219727	SENGOTTAIYAN.K.A	Tamilaga Vettri Kazhagam	82612	37.60%	34.54%
81	UTHIRAMERUR	246248	227765	MUNIRATHINAM.J	Tamilaga Vettri Kazhagam	84917	37.28%	34.48%
82	AMBUR	214898	195584	VILWANATHAN. A.C.	Dravida Munnetra Kazhagam	74102	37.89%	34.48%
83	MANACHANALLUR	236632	209780	KATHIRAVAN. S	Dravida Munnetra Kazhagam	81447	38.82%	34.42%
84	KILVAITHINANKUPPAM	217021	189892	THENRAL KUMAR. E	Tamilaga Vettri Kazhagam	74305	39.13%	34.24%
85	VELLORE	214946	190527	M.M.VINOTH KANNAN	Tamilaga Vettri Kazhagam	73032	38.33%	33.98%
86	TIRUTTANI	262500	238798	G.HARI	All India Anna Dravida Munnetra Kazhagam	89169	37.34%	33.97%
87	BHAVANI	223221	208323	KARUPPANAN. K.C	All India Anna Dravida Munnetra Kazhagam	75577	36.28%	33.86%
88	METTUR	255869	231105	VENKATACHALAM. G	All India Anna Dravida Munnetra Kazhagam	86498	37.43%	33.81%
89	JAYANKONDAM	263862	228548	VAITHILINGAM G.	Pattali Makkal Katchi	88992	38.94%	33.73%
90	RASIPURAM	222304	204680	LOGESH TAMILSELVAN D	Tamilaga Vettri Kazhagam	74808	36.55%	33.65%
91	THIRUMANGALAM	262948	230980	MANIMARAN.M	Dravida Munnetra Kazhagam	88291	38.22%	33.58%
92	NAMAKKAL	237915	212283	DILIP C S	Tamilaga Vettri Kazhagam	79744	37.56%	33.52%
93	SANKARI	260590	243779	VETRIVEL. S	All India Anna Dravida Munnetra Kazhagam	87342	35.83%	33.52%

S.No.	Constituency	Total Registered Voters	Total Valid Votes in The Constituency	Winner	Party	Total Votes Polled for Winners	% Vote share for Winner	% of Representativeness
94	GANGAVALLI	218375	196679	NALLATHAMBI. A	All India Anna Dravida Munnetra Kazhagam	73167	37.20%	33.51%
95	OTTAPIDARAM	244686	196117	P .MATHANRAJA	Tamilaga Vettri Kazhagam	81625	41.62%	33.36%
96	NEYVELI	191337	168780	RAJENDRAN.R	All India Anna Dravida Munnetra Kazhagam	63731	37.76%	33.31%
97	MUSIRI	214146	189141	M.VIGNESH	Tamilaga Vettri Kazhagam	71281	37.69%	33.29%
98	AVANASHI	253372	231600	KAMALI.S	Tamilaga Vettri Kazhagam	84209	36.36%	33.24%
99	CUMBUM	257323	210574	JEGANATHMISHRA PLA	Tamilaga Vettri Kazhagam	85394	40.55%	33.19%
100	KRISHNAGIRI	269394	230181	MUKUNDHAN.P	Tamilaga Vettri Kazhagam	89374	38.83%	33.18%
101	JOLARPET	237465	213042	VEERAMANI K.C.	All India Anna Dravida Munnetra Kazhagam	78633	36.91%	33.11%
102	KARAIKUDI	306124	229267	DR.PRABHU. TK	Tamilaga Vettri Kazhagam	101358	44.21%	33.11%
103	MADURAI NORTH	221326	161801	A.KALLANAI	Tamilaga Vettri Kazhagam	72853	45.03%	32.92%
104	THALLI	237961	205878	RAMACHANDRAN. T	Communist Party of India	78283	38.02%	32.90%
105	KILVELUR	170633	151637	LATHA. T	Communist Party of India (Marxist)	56108	37.00%	32.88%
106	GUDIYATTAM	252064	229076	K.SINDU	Tamilaga Vettri Kazhagam	82858	36.17%	32.87%
107	VANUR	209885	192119	GOWTHAM D	Dravida Munnetra Kazhagam	68873	35.85%	32.81%
108	MADATHUKULAM	214837	188249	R JAYARAMAKRISHNAN	Dravida Munnetra Kazhagam	70458	37.43%	32.80%
109	NATHAM	261393	239140	NATHAM VISWANATHAN R	All India Anna Dravida Munnetra Kazhagam	85708	35.84%	32.79%
110	RISHIVANDIYAM	273641	244795	KARTHIKEYAN K	Dravida Munnetra Kazhagam	89711	36.65%	32.78%
111	PERUNDURAI	214451	200686	JAYAKUMAR. S	All India Anna Dravida Munnetra Kazhagam	70302	35.03%	32.78%
112	KANCHEEPURAM	278841	246317	R.V. RANJITHKUMAR	Tamilaga Vettri Kazhagam	91350	37.09%	32.76%
113	SHOLINGUR	258076	233684	G.KAPIL	Tamilaga Vettri Kazhagam	84506	36.16%	32.74%
114	ULUNDURPETTAI	300789	271002	VASANTHAVEL G R	Dravida Munnetra Kazhagam	98471	36.34%	32.74%
115	KINATHUKADAVU	305919	267917	VIGNESH K	Tamilaga Vettri Kazhagam	99950	37.31%	32.67%
116	PENNAGARAM	248832	228666	GAJENDRAN. S.	Tamilaga Vettri Kazhagam	81240	35.53%	32.65%
117	THIRUTHURAIPOONDI	226940	191030	MARIMUTHU.K	Communist Party of India	74062	38.77%	32.64%

S.No.	Constituency	Total Registered Voters	Total Valid Votes in The Constituency	Winner	Party	Total Votes Polled for Winners	% Vote share for Winner	% of Representativeness
118	CHENGAM	269423	242897	S.VELU	All India Anna Dravida Munnetra Kazhagam	87802	36.15%	32.59%
119	MADURANTAKAM	212666	198251	MARAGATHAM KUMARAVEL.K	All India Anna Dravida Munnetra Kazhagam	69284	34.95%	32.58%
120	KUNNAM	268155	230570	SIVASANKAR. S.S	Dravida Munnetra Kazhagam	87237	37.84%	32.53%
121	THIYAGARAYANAGAR	158791	133928	ANAND N	Tamilaga Vettri Kazhagam	51632	38.55%	32.52%
122	BHUVANAGIRI	233353	207310	ARUNMOZHITHEVAN . A	All India Anna Dravida Munnetra Kazhagam	75707	36.52%	32.44%
123	PANRUTI	241839	210767	MOHAN. K	All India Anna Dravida Munnetra Kazhagam	78398	37.20%	32.42%
124	KANGAYAM	219586	203534	NSN NATARAJ	All India Anna Dravida Munnetra Kazhagam	71122	34.94%	32.39%
125	BODINAYAKANUR	264386	220628	PANNEERSELVAM.O	Dravida Munnetra Kazhagam	85206	38.62%	32.23%
126	NAGAPATTINAM	174736	151326	M.H.JAWAHIRULLAH	Dravida Munnetra Kazhagam	56305	37.21%	32.22%
127	KURINJIPADI	238287	213965	M.R.K.PANNEERSELVAM	Dravida Munnetra Kazhagam	76695	35.84%	32.19%
128	GINGEE	242992	216652	GANESHKUMAR A	Pattali Makkal Katchi	78201	36.10%	32.18%
129	YERCAUD	272937	253592	USHARANI. P	All India Anna Dravida Munnetra Kazhagam	87772	34.61%	32.16%
130	PERIYAKULAM	266570	211209	SABARI IYNGARAN G.	Tamilaga Vettri Kazhagam	85656	40.56%	32.13%
131	HOSUR	343040	277770	BALAKRISHNAREDDY. P	All India Anna Dravida Munnetra Kazhagam	109867	39.55%	32.03%
132	MADURAI WEST	275689	216403	THANGAPANDI SR	Tamilaga Vettri Kazhagam	88250	40.78%	32.01%
133	VEERAPANDI	250504	235875	PALANIVEL. M.S	Tamilaga Vettri Kazhagam	79907	33.88%	31.90%
134	ARANTHANGI	229834	182730	MOHAMED FARVAS. J	Tamilaga Vettri Kazhagam	73244	40.08%	31.87%
135	THONDAMUTHUR	293379	258549	S.P.VELUMANI	All India Anna Dravida Munnetra Kazhagam	93316	36.09%	31.81%
136	MADURAI CENTRAL	199725	148586	MADHAR BADHURUDEEN	Tamilaga Vettri Kazhagam	63414	42.68%	31.75%
137	CUDDALORE	223243	190378	B.RAJKUMAR	Tamilaga Vettri Kazhagam	70856	37.22%	31.74%
138	ANAIKATTU	240640	216318	D.VELAZHAGAN	All India Anna Dravida Munnetra Kazhagam	76302	35.27%	31.71%
139	VIRUDHUNAGAR	200938	167832	SELVAM P	Tamilaga Vettri Kazhagam	63653	37.93%	31.68%

S.No.	Constituency	Total Registered Voters	Total Valid Votes in The Constituency	Winner	Party	Total Votes Polled for Winners	% Vote share for Winner	% of Representativeness
140	COIMBATORE (SOUTH)	188912	156499	V SENTHILBALAJI	Dravida Munnetra Kazhagam	59724	38.16%	31.61%
141	VEDARANYAM	187527	162216	MANIAN. O.S	All India Anna Dravida Munnetra Kazhagam	59172	36.48%	31.55%
142	VALPARAI	173659	150431	KUTTY (ALIAS) SUDHAKAR. A	Dravida Munnetra Kazhagam	54671	36.34%	31.48%
143	THURAIYUR	210753	184426	RAVISANKAR.M	Tamilaga Vettri Kazhagam	66263	35.93%	31.44%
144	ARUPPUKOTTAI	208168	178413	RAMACHANDRAN. K.K.S.S.R	Dravida Munnetra Kazhagam	65104	36.49%	31.27%
145	CHEYUR	204049	187584	RAJASEKAR. E	All India Anna Dravida Munnetra Kazhagam	63809	34.02%	31.27%
146	POOMPUHAR	259332	219324	NIVEDHA M MURUGAN	Dravida Munnetra Kazhagam	81096	36.98%	31.27%
147	PERAMBALUR	290731	253654	SIVAKUMAR. K	Tamilaga Vettri Kazhagam	90882	35.83%	31.26%
148	TIRUCHENDUR	233061	186050	ANITHA R. RADHAKRISHNAN	Dravida Munnetra Kazhagam	72723	39.09%	31.20%
149	SINGANALLUR	269997	221033	K.S.SRI GIRI PRASATH	Tamilaga Vettri Kazhagam	84163	38.08%	31.17%
150	COIMBATORE (NORTH)	296994	226109	V. SAMPATHKUMAR	Tamilaga Vettri Kazhagam	92500	40.91%	31.15%
151	THIRUVIDAIMARUDUR	257014	208944	GOVI.CHEZHIAAN	Dravida Munnetra Kazhagam	79951	38.26%	31.11%
152	THIRUVAIYARU	258597	222111	DURAI. CHANDRASEKARAN	Dravida Munnetra Kazhagam	80425	36.21%	31.10%
153	KARUR	230068	216829	M.R. VIJAYABHASKAR	All India Anna Dravida Munnetra Kazhagam	71542	32.99%	31.10%
154	PALAYAMKOTTAI	257498	180620	M.ABDUL WAHAB	Dravida Munnetra Kazhagam	79744	44.15%	30.97%
155	MANAPPARAI	268165	241216	R. KATHIRAVAN	Tamilaga Vettri Kazhagam	83041	34.43%	30.97%
156	NILAKKOTTAI	221565	197593	AYYANAR.R	Tamilaga Vettri Kazhagam	68580	34.71%	30.95%
157	VILAVANCODE	228697	174927	PRAVEEN T.T	Indian National Congress	70755	40.45%	30.94%
158	KUMBAKONAM	254383	208288	VINOTH	Tamilaga Vettri Kazhagam	78650	37.76%	30.92%
159	DINDIGUL	242126	212024	SENTHILKUMAR. I.P	Dravida Munnetra Kazhagam	74489	35.13%	30.76%
160	KRISHNARAYAPURAM	203090	189357	SATHYA. M	Tamilaga Vettri Kazhagam	62378	32.94%	30.71%
161	HARUR	245971	220042	SAMPATHKUMAR. V	All India Anna Dravida Munnetra Kazhagam	75523	34.32%	30.70%

S.No.	Constituency	Total Registered Voters	Total Valid Votes in The Constituency	Winner	Party	Total Votes Polled for Winners	% Vote share for Winner	% of Representativeness
162	ALANGUDI	212139	180483	SIVA.V.MEYYANATHAN	Dravida Munnetra Kazhagam	64929	35.98%	30.61%
163	RAJAPALAYAM	214646	183020	JEGADESHWARI. K	Tamilaga Vettri Kazhagam	65548	35.81%	30.54%
164	KULITHALAI	223376	209091	SURIYANUR. A. CHANDRAN	Dravida Munnetra Kazhagam	68138	32.59%	30.50%
165	BHAVANISAGAR	237629	214595	V.P.TAMILSELVI	Tamilaga Vettri Kazhagam	72391	33.73%	30.46%
166	VIKRAVANDI	229182	209231	SIVAKUMAR C	Pattali Makkal Katchi	69727	33.33%	30.42%
167	POLLACHI	204008	181196	K. NITHYANANDHAN	Dravida Munnetra Kazhagam	62013	34.22%	30.40%
168	KATPADI	230148	203497	DR M SUDHAKAR	Tamilaga Vettri Kazhagam	69868	34.33%	30.36%
169	VEPPANAHALLI	246739	222608	SRINIVASAN.P.S	Dravida Munnetra Kazhagam	74691	33.55%	30.27%
170	TIRUPPATTUR	275999	215710	SEENIVASA SETHUPATHY. R	Tamilaga Vettri Kazhagam	83375	38.65%	30.21%
171	TITTAKUDI	209006	175754	GANESAN C.V	Dravida Munnetra Kazhagam	63106	35.91%	30.19%
172	SANKARAPURAM	266003	235528	RAKESH R	All India Anna Dravida Munnetra Kazhagam	80250	34.07%	30.17%
173	CHIDAMBARAM	231325	196586	THAMIMUN ANSARI. M	Dravida Munnetra Kazhagam	69739	35.48%	30.15%
174	VANIYAMBADI	243320	212534	SYED FAROOQ BASHA SSB	Indian Union Muslim League	73181	34.43%	30.08%
175	SIVAKASI	228465	193517	KEERTHANA S	Tamilaga Vettri Kazhagam	68709	35.51%	30.07%
176	TIRUKKOYILUR	243404	217318	PALANISAMY S	All India Anna Dravida Munnetra Kazhagam	73033	33.61%	30.00%
177	SENTHAMANGALAM	229482	209687	P CHANDRASEKAR	Tamilaga Vettri Kazhagam	68815	32.82%	29.99%
178	GANDHARVAKOTTAI	196104	167618	N. SUBRAMANIAN	Tamilaga Vettri Kazhagam	58795	35.08%	29.98%
179	ARANI	256474	230162	JAYASUDHA. L	All India Anna Dravida Munnetra Kazhagam	76735	33.34%	29.92%
180	PARAMATHI-VELUR	205215	188845	SEKAR S	All India Anna Dravida Munnetra Kazhagam	61349	32.49%	29.89%
181	VANDEVASI	213574	191204	AMBETHKUMAR. S	Dravida Munnetra Kazhagam	63805	33.37%	29.87%
182	UTHANGARAI	235925	205530	N ELAIYARAJA	Tamilaga Vettri Kazhagam	70201	34.16%	29.76%
183	SHOLAVANDAN	215348	189080	KARUPPAIAH.M.V	Tamilaga Vettri Kazhagam	63907	33.80%	29.68%
184	UDUMALAIPETTAI	231009	203575	JAYAKUMAR M.	Dravida Munnetra Kazhagam	68549	33.67%	29.67%
185	VILUPPURAM	245994	215422	LAKSHMANAN R	Dravida Munnetra Kazhagam	72982	33.88%	29.67%

S.N o.	Constituency	Total Registered Voters	Total Valid Votes in The Constituency	Winner	Party	Total Votes Polled for Winners	% Vote share for Winner	% of Representativeness
186	BARGUR	240476	213960	E.C. GOVINDARASAN	All India Anna Dravida Munnetra Kazhagam	71240	33.30%	29.62%
187	KADAYANALLUR	269723	221951	RAJENDRAN. T. M	Dravida Munnetra Kazhagam	79832	35.97%	29.60%
188	SIRKAZHI	241432	200448	SENTHILSELVAN.R	Dravida Munnetra Kazhagam	71449	35.64%	29.59%
189	PUDUKKOTTAI	226009	190378	V. MUTHURAJA	Dravida Munnetra Kazhagam	66825	35.10%	29.57%
190	SULUR	307699	273544	NM.SUKUMAR	Tamilaga Vettri Kazhagam	90531	33.10%	29.42%
191	MODAKKURICHI	207697	190759	D.SHANMUGAN	Tamilaga Vettri Kazhagam	60715	31.83%	29.23%
192	SRIVILLIPUTHUR	224903	193471	KARTHIK.A	Tamilaga Vettri Kazhagam	65653	33.93%	29.19%
193	MANNARGUDI	234554	194100	KAMARAJ. S	Amma Makkal Munnettra Kazagam	68416	35.25%	29.17%
194	NANGUNERI	257480	209419	REDDIARPATTI V. NARAYANAN	Tamilaga Vettri Kazhagam	74952	35.79%	29.11%
195	TINDIVANAM	219300	196026	VANNI ARASU	Viduthalai Chiruthaigal Katchi	63833	32.56%	29.11%
196	PADMANABHAPURAM	237160	180555	CHELLASWAMY. R	Communist Party of India (Marxist)	68938	38.18%	29.07%
197	MAYILADUTHURAI	234622	188461	JAMAL MOHAMED YOUNOOS. Y.N	Indian National Congress	68011	36.09%	28.99%
198	ANTHIYUR	207413	185775	HARIBASKAR.P	All India Anna Dravida Munnetra Kazhagam	60042	32.32%	28.95%
199	POLUR	235091	211743	ABISHEK. R	Tamilaga Vettri Kazhagam	67961	32.10%	28.91%
200	KALLAKURICHI	281622	249626	ARUL VIGNESH C	Tamilaga Vettri Kazhagam	81132	32.50%	28.81%
201	ANDIPATTI	257997	217329	MAHARAJAN.A	Dravida Munnetra Kazhagam	74324	34.20%	28.81%
202	VRIDDHACHALAM	240844	209186	PREMALLATHA VIJAYAKANT	Desiya Murpokku Dravida Kazhagam	69351	33.15%	28.79%
203	AMBASAMUDRAM	228246	191195	DR.ESAKKI SUBAYA	All India Anna Dravida Munnetra Kazhagam	65589	34.30%	28.74%
204	LALGUDI	212403	185213	LEEMAROSE MARTIN	All India Anna Dravida Munnetra Kazhagam	60795	32.82%	28.62%
205	RAMANATHAPURAM	312463	237576	KATHARBATCHA MUTHURAMALINGAM	Dravida Munnetra Kazhagam	89137	37.52%	28.53%
206	PERAVURANI	213974	176274	ASHOKKUMAR. N	Dravida Munnetra Kazhagam	60919	34.56%	28.47%
207	VILATHIKULAM	205465	174814	MARKANDAYAN G V	Dravida Munnetra Kazhagam	58395	33.40%	28.42%

S.No.	Constituency	Total Registered Voters	Total Valid Votes in The Constituency	Winner	Party	Total Votes Polled for Winners	% Vote share for Winner	% of Representativeness
208	COONOR	177978	141394	M. RAJU	Dravida Munnetra Kazhagam	50470	35.69%	28.36%
209	RADHAPURAM	247310	199931	DR.SATHISH CHRISTOPHER	Tamilaga Vettri Kazhagam	69947	34.99%	28.28%
210	TENKASI	282002	234987	DR.KALAI KATHIRAVAN	Dravida Munnetra Kazhagam	79699	33.92%	28.26%
211	PALANI	239881	208619	RAVIMANOCHARAN. K	All India Anna Dravida Munnetra Kazhagam	66986	32.11%	27.92%
212	VASUDEVANALLUR	229179	189795	E. RAJA	Dravida Munnetra Kazhagam	63045	33.22%	27.51%
213	TIRUNELVELI	276296	218425	MURUGHAN.R.S.	Tamilaga Vettri Kazhagam	75840	34.72%	27.45%
214	SRIVAIKUNTAM	214630	176421	SARAVANAN. G	Tamilaga Vettri Kazhagam	58814	33.34%	27.40%
215	PATTUKKOTTAI	242451	183745	ANNADURAI K	Dravida Munnetra Kazhagam	65963	35.90%	27.21%
216	SANKARANKOVIL	239035	196480	DR. DHILIPAN JAISHANKAR	All India Anna Dravida Munnetra Kazhagam	64865	33.01%	27.14%
217	ALANGULAM	255730	220857	PAUL MANOJ PANDIAN	Dravida Munnetra Kazhagam	69170	31.32%	27.05%
218	PAPANASAM	256617	207723	A.M. SHAHJAHAN	Indian Union Muslim League	69284	33.35%	27.00%
219	SATTUR	230149	198734	KADARKARAIK. A	Dravida Munnetra Kazhagam	62060	31.23%	26.97%
220	NAGERCOIL	259361	196280	AUSTIN	Dravida Munnetra Kazhagam	69880	35.60%	26.94%
221	MANAMADURAI	260203	208643	ELANGOVA.N.D	Tamilaga Vettri Kazhagam	69971	33.54%	26.89%
222	KILLIYOOR	247289	177534	RAJESH KUMAR. S	Indian National Congress	66434	37.42%	26.86%
223	METTUPPALAYAM	282235	244319	SUNILANAND	Tamilaga Vettri Kazhagam	75664	30.97%	26.81%
224	SIVAGANGA	278609	214067	KULANTHAI RANI A	Tamilaga Vettri Kazhagam	73737	34.45%	26.47%
225	THIRUMAYAM	220622	182612	REGUPATHY.S	Dravida Munnetra Kazhagam	58201	31.87%	26.38%
226	MELUR	230061	190726	P.VISWANATHAN	Indian National Congress	60080	31.50%	26.11%
227	KANNIYAKUMARI	289561	239150	THALAVAI SUNDARAM. N	All India Anna Dravida Munnetra Kazhagam	75045	31.38%	25.92%
228	UDHAGAMANDALAM	188968	148704	BHOJARAJAN.M	Bharatiya Janata Party	48488	32.61%	25.66%
229	KOVILPATTI	242359	194232	KARUNANITHI.K	Dravida Munnetra Kazhagam	61643	31.74%	25.43%
230	PARAMAKUDI	235109	189753	ADVOCATE. KATHIRAVAN. K.K	Dravida Munnetra Kazhagam	59161	31.18%	25.16%
231	COLACHAL	266055	199013	THARAHAI CUTHBERT	Indian National Congress	66207	33.27%	24.88%
232	USILAMPATTI	267969	224048	VIJAY. M	Tamilaga Vettri Kazhagam	65743	29.34%	24.53%

S.N o.	Constituency	Total Registered Voters	Total Valid Votes in The Constituency	Winner	Party	Total Votes Polled for Winners	% Vote share for Winner	% of Representativeness
233	TIRUVADANAI	284130	220278	RAJEEV	Tamilaga Vettri Kazhagam	69551	31.57%	24.48%
234	MUDHUKULATHUR	299702	231373	R.S.RAJAKANNAPPAN	Dravida Munnetra Kazhagam	68003	29.39%	22.69%

Table: Vote Share and Representativeness of Winners

Vote Share and Margin of Victory of Winners in Tamil Nadu Assembly Elections 2026

S.No	Constituency	Total Valid Votes in The Constituency	Winner	Party	Votes Polled for Winners	% Vote share for Winner	Runners Up	Party	Votes Polled for Runners up	% of Votes Polled for Runners up	Margin of Victor ys	% Margin of Victory	Votes Polled for NOTA	Votes Polled for NOTA %
1	PERAMBUR	204384	C. JOSEPH VIJAY	Tamilaga Vettri Kazhagam	120365	58.89%	R.D. SHEKAR	Dravida Munnetra Kazhagam	66650	32.61%	53715	26.28%	601	0.29%
2	EDAPPADI	258263	EDAPPADI PALANISWAMI. K	All India Anna Dravida Munnetra Kazhagam	148933	57.67%	PREMKUMAR. K	Independent	50823	19.68%	98110	37.99%	1341	0.52%
3	DR.RADHAKRISHNAN NAGAR	181210	N. MARIE WILSON	Tamilaga Vettri Kazhagam	97800	53.97%	J. JOHN EBENEZER	Dravida Munnetra Kazhagam	48132	26.56%	49668	27.41%	565	0.31%
4	THIRUVOTTIYUR	207088	SENTHIL KUMAR. N	Tamilaga Vettri Kazhagam	110067	53.15%	SUNDARARAJ. L	Communist Party of India (Marxist)	56503	27.28%	53564	25.87%	805	0.39%
5	MADAVARAM	361998	M.L.VIJAY PRABHU	Tamilaga Vettri Kazhagam	190462	52.61%	S.SUDHARSANAM	Dravida Munnetra Kazhagam	95477	26.38%	94985	26.24%	1394	0.39%
6	POONAMALLEE	308894	PRAKASAM. R	Tamilaga Vettri Kazhagam	161309	52.22%	KRISHNASWAMY. A	Dravida Munnetra Kazhagam	88569	28.67%	72740	23.55%	1571	0.51%
7	AVADI	346005	R.RAMESH KUMAR	Tamilaga Vettri Kazhagam	180384	52.13%	S.M.NASAR	Dravida Munnetra Kazhagam	104073	30.08%	76311	22.05%	1533	0.44%
8	VIRALIMALAI	203921	VIJAYABASKAR. C	All India Anna Dravida Munnetra Kazhagam	105773	51.87%	MURUGESAN. P	Tamilaga Vettri Kazhagam	43700	21.43%	62073	30.44%	375	0.18%
9	TIRUPPATTUR	202925	DR.THIRUPATHI. N	Tamilaga Vettri Kazhagam	105098	51.79%	NALLATHAMBIA	Dravida Munnetra Kazhagam	56835	28.01%	48263	23.78%	464	0.23%
10	SALEM (WEST)	234407	LAKSHMANAN. S	Tamilaga Vettri Kazhagam	120407	51.37%	KARTHE.M	Pattali Makkal Katchi	45540	19.43%	74867	31.94%	1052	0.45%
11	AMBATTUR	259986	BALAMURUGAN. G	Tamilaga Vettri Kazhagam	133339	51.29%	DR A.P. POORNIMA	Dravida Munnetra Kazhagam	74558	28.68%	58781	22.61%	1490	0.57%
12	SAIDAPET	160401	ARUL PRAKASAM. M	Tamilaga Vettri Kazhagam	81205	50.63%	SUBRAMANIAN. MA	Dravida Munnetra Kazhagam	52691	32.85%	28514	17.78%	924	0.58%
13	TIRUCHIRAPPALLI (EAST)	182493	C. JOSEPH VIJAY	Tamilaga Vettri Kazhagam	91381	50.07%	S. INIGO IRUDAYARAJ	Dravida Munnetra Kazhagam	63965	35.05%	27416	15.02%	514	0.28%

S.No	Constituency	Total Valid Votes in The Constituency	Winner	Party	Votes Polled for Winners	% Vote share for Winner	Runners Up	Party	Votes Polled for Runners up	% of Votes Polled for Runners up	Margin of Victor ys	% Margin of Victory	Votes Polled for NOTA	Votes Polled for NOTA %
14	TIRUPPUR (NORTH)	263457	V.SATHYA BAMA	Tamilaga Vettri Kazhagam	131401	49.88%	M.S.M.ANAND AN	All India Anna Dravida Munnetra Kazhagam	61409	23.31%	69992	26.57%	1078	0.41%
15	SHOZHINGAN ALLUR	447295	ECR P SARAVAN AN	Tamilaga Vettri Kazhagam	220382	49.27%	S. ARAVIND RAMESH	Dravida Munnetra Kazhagam	123602	27.63%	96780	21.64%	2079	0.46%
16	THOOTHUKKUDI	204712	SRINATH	Tamilaga Vettri Kazhagam	100536	49.11%	P. GEETHA JEEVAN	Dravida Munnetra Kazhagam	62805	30.68%	37731	18.43%	853	0.42%
17	PONNERI	226819	DR.RAVI.M S	Tamilaga Vettri Kazhagam	110439	48.69%	DURAI CHANDRASEKAR	Indian National Congress	54671	24.10%	55768	24.59%	865	0.38%
18	MADURAVOYAL	293692	RHEVANT H CHARAN	Tamilaga Vettri Kazhagam	141725	48.26%	GANAPATHY. K	Dravida Munnetra Kazhagam	80216	27.31%	61509	20.94%	1462	0.50%
19	THIRU-VI-KA-NAGAR	143903	M. R. PALLAVI	Tamilaga Vettri Kazhagam	69125	48.04%	K. S. RAVICHANDRAN	Dravida Munnetra Kazhagam	46792	32.52%	22333	15.52%	527	0.37%
20	PALLAVARAM	283677	J.KAMATC HI	Tamilaga Vettri Kazhagam	133611	47.10%	D.MURUGESAN	Desiya Murpokku Dravida Kazhagam	78918	27.82%	54693	19.28%	1602	0.56%
21	VILLIVAKKAM	141452	AADHAV ARJUNA	Tamilaga Vettri Kazhagam	66445	46.97%	KARTHIK MOHAN	Dravida Munnetra Kazhagam	49143	34.74%	17302	12.23%	695	0.49%
22	ARCOT	225786	S.M.SUKUMAR	All India Anna Dravida Munnetra Kazhagam	105608	46.77%	G.VIJAY MOHAN	Tamilaga Vettri Kazhagam	62888	27.85%	42720	18.92%	656	0.29%
23	MYLAPORE	150594	VENKATAR AMANAN. P	Tamilaga Vettri Kazhagam	70070	46.53%	VELU. DHA	Dravida Munnetra Kazhagam	41098	27.29%	28972	19.24%	770	0.51%
24	ROYAPURAM	127356	K.V. VIJAY DAMU	Tamilaga Vettri Kazhagam	59091	46.40%	DR. A. SUBAIR KHAN	Dravida Munnetra Kazhagam	44842	35.21%	14249	11.19%	459	0.36%
25	ODDANCHATR AM	201624	SAKKARAP ANI. R	Dravida Munnetra Kazhagam	93099	46.17%	VIDIYAL S. SEKAR	Bharatiya Janata Party	49850	24.72%	43249	21.45%	1491	0.74%
26	PALACODU	225257	ANBALAG AN. K.P.	All India Anna Dravida Munnetra Kazhagam	102807	45.64%	GOPI. R.	Tamilaga Vettri Kazhagam	63765	28.31%	39042	17.33%	1292	0.57%

S.No	Constituency	Total Valid Votes in The Constituency	Winner	Party	Votes Polled for Winners	% Vote share for Winner	Runners Up	Party	Votes Polled for Runners up	% of Votes Polled for Runners up	Margin of Victories	% Margin of Victory	Votes Polled for NOTA	Votes Polled for NOTA %
27	HARBOUR	99622	P K SEKARBABU	Dravida Munnetra Kazhagam	45254	45.43%	SINORA P S ASHOK	Tamilaga Vettri Kazhagam	33504	33.63%	11750	11.79%	600	0.60%
28	KATTUMANN ARKOIL	187905	L.E. JOTHIMANI	Viduthalai Chiruthaigal Katchi	85179	45.33%	A. SOZHAN	Pattali Makkal Katchi	52116	27.74%	33063	17.60%	465	0.25%
29	KOLATHUR	184051	V. S. BABU	Tamilaga Vettri Kazhagam	82997	45.09%	M. K. STALIN	Dravida Munnetra Kazhagam	74202	40.32%	8795	4.78%	892	0.48%
30	MADURAI NORTH	161801	A.KALLANAI	Tamilaga Vettri Kazhagam	72853	45.03%	G.THALAPATHI	Dravida Munnetra Kazhagam	54815	33.88%	18038	11.15%	753	0.47%
31	EGMORE	119738	RAJMOHAN	Tamilaga Vettri Kazhagam	53901	45.02%	TAMILAN PRASANNA	Dravida Munnetra Kazhagam	43097	35.99%	10804	9.02%	695	0.58%
32	TIRUCHIRAPPALLI (WEST)	196347	K.N.NEHRU	Dravida Munnetra Kazhagam	88235	44.94%	G.RAMAMOORTHY	Tamilaga Vettri Kazhagam	83449	42.50%	4786	2.44%	1098	0.56%
33	ATHOOR	237183	I. PERIASAMY	Dravida Munnetra Kazhagam	106240	44.79%	N. KALAISELVI	Tamilaga Vettri Kazhagam	83872	35.36%	22368	9.43%	812	0.34%
34	CHEPAUK-THIRUVALLIKENI	140741	UDHAYANIDHI STALIN	Dravida Munnetra Kazhagam	62992	44.76%	SELVAM. D	Tamilaga Vettri Kazhagam	55852	39.68%	7140	5.07%	643	0.46%
35	THIRUPARAN KUNDRAM	255466	NIRMALKUMAR. R.	Tamilaga Vettri Kazhagam	114316	44.75%	KIRUTHIGA THANGAPANDI	Dravida Munnetra Kazhagam	72763	28.48%	41553	16.27%	1148	0.45%
36	THOUSAND LIGHTS	131824	PRABHAKAR. J.C.D	Tamilaga Vettri Kazhagam	58965	44.73%	EZHILAN NAGANATHAN	Dravida Munnetra Kazhagam	43824	33.24%	15141	11.49%	815	0.62%
37	NANNILAM	231444	KAMARAJ. R	All India Anna Dravida Munnetra Kazhagam	103462	44.70%	MOHAMED MUBARAK	Dravida Munnetra Kazhagam	61738	26.68%	41724	18.03%	936	0.40%
38	SRIPERUMBUDUR	331088	THENNARASU.K	Tamilaga Vettri Kazhagam	147611	44.58%	K. SELVAPERUNTHAGAI	Indian National Congress	93365	28.20%	54246	16.38%	1161	0.35%
39	ORATHANADU	195304	R. VAITHILIGAM	Dravida Munnetra Kazhagam	86759	44.42%	DR. K. ARVIND	Tamilaga Vettri Kazhagam	51731	26.49%	35028	17.94%	631	0.32%

S.No	Constituency	Total Valid Votes in The Constituency	Winner	Party	Votes Polled for Winners	% Vote share for Winner	Runners Up	Party	Votes Polled for Runners up	% of Votes Polled for Runners up	Margin of Victor ys	% Margin of Victory	Votes Polled for NOTA	Votes Polled for NOTA %
40	KARAIKUDI	229267	DR.PRABH U. TK	Tamilaga Vettri Kazhagam	101358	44.21%	MANGUDI. S	Indian National Congress	55284	24.11%	46074	20.10%	519	0.23%
41	PALAYAMKOT TAI	180620	M.ABDUL WAHAB	Dravida Munnetra Kazhagam	79744	44.15%	MARIA JOHN	Tamilaga Vettri Kazhagam	65939	36.51%	13805	7.64%	851	0.47%
42	THANJAVUR	198798	R. VIJAYSARA VANAN	Tamilaga Vettri Kazhagam	87705	44.12%	SHAN. RAMANATHAN	Dravida Munnetra Kazhagam	70750	35.59%	16955	8.53%	1274	0.64%
43	MADURAI SOUTH	141503	M.M.GOPI SON	Tamilaga Vettri Kazhagam	62415	44.11%	M.BOOMINATHAN	Dravida Munnetra Kazhagam	40886	28.89%	21529	15.21%	612	0.43%
44	VIRUGAMPAK KAM	172831	SABARINA THAN.R	Tamilaga Vettri Kazhagam	76092	44.03%	PRABHAKARA RAJA.A.M.V	Dravida Munnetra Kazhagam	49006	28.35%	27086	15.67%	1030	0.60%
45	SALEM (SOUTH)	207902	VIJAY TAMILAN PARTHIBAN. A	Tamilaga Vettri Kazhagam	91371	43.95%	LOGANATHAN. M	Dravida Munnetra Kazhagam	58002	27.90%	33369	16.05%	745	0.36%
46	ERODE (WEST)	221400	ANANTH MOGHAN K.K.	Tamilaga Vettri Kazhagam	96836	43.74%	S. MUTHUSAMY	Dravida Munnetra Kazhagam	74586	33.69%	22250	10.05%	1257	0.57%
47	MADURAI EAST	271566	KARTHIKEYAN S	Tamilaga Vettri Kazhagam	118777	43.74%	MOORTHY P	Dravida Munnetra Kazhagam	102230	37.64%	16547	6.09%	1177	0.43%
48	ANNA NAGAR	163339	V.K.RAMKUMAR	Tamilaga Vettri Kazhagam	71375	43.70%	N.CHITRARASU	Dravida Munnetra Kazhagam	50012	30.62%	21363	13.08%	963	0.59%
49	MAILAM	189221	SHANMUGAM C VE	All India Anna Dravida Munnetra Kazhagam	82353	43.52%	VIJAY NIRANJAN A	Tamilaga Vettri Kazhagam	52312	27.65%	30041	15.88%	299	0.16%
50	VELACHERY	184815	KUMAR. R	Tamilaga Vettri Kazhagam	80430	43.52%	ASHOK. M.K	All India Anna Dravida Munnetra Kazhagam	47125	25.50%	33305	18.02%	1336	0.72%
51	GUDALUR	151241	DHRAVIDA MANI.M	Dravida Munnetra Kazhagam	65590	43.37%	PON.JAYASEELAN	All India Anna Dravida Munnetra Kazhagam	42757	28.27%	22833	15.10%	871	0.58%
52	PAPPIREDDIPATTI	236621	MARAGATHAM VETRIVEL	All India Anna Dravida	101829	43.03%	PALANIAPPAN. P	Dravida Munnetra Kazhagam	68715	29.04%	33114	13.99%	677	0.29%

S.No	Constituency	Total Valid Votes in The Constituency	Winner	Party	Votes Polled for Winners	% Vote share for Winner	Runners Up	Party	Votes Polled for Runners up	% of Votes Polled for Runners up	Margin of Victor ys	% Margin of Victory	Votes Polled for NOTA	Votes Polled for NOTA %
				Munnetra Kazhagam										
53	ERODE (EAST)	162453	M.VIJAY BALAJI	Tamilaga Vettri Kazhagam	69747	42.93%	GOPINATH PALANIYAPPAN	Indian National Congress	45781	28.18%	23966	14.75%	879	0.54%
54	ALANDUR	261570	M.HARISH	Tamilaga Vettri Kazhagam	112205	42.90%	T.M.ANBARAS AN	Dravida Munnetra Kazhagam	82596	31.58%	29609	11.32%	1263	0.48%
55	THIRUVARUR	217875	KALAIVAN AN POONDI K	Dravida Munnetra Kazhagam	93408	42.87%	VEERAMANI V	Tamilaga Vettri Kazhagam	75260	34.54%	18148	8.33%	825	0.38%
56	MADURAI CENTRAL	148586	MADHAR BADHURU DEEN	Tamilaga Vettri Kazhagam	63414	42.68%	PALANIVEL THIAGA RAJAN	Dravida Munnetra Kazhagam	44286	29.80%	19128	12.87%	656	0.44%
57	TAMBARAM	278809	D.SARATH KUMAR	Tamilaga Vettri Kazhagam	118967	42.67%	R.S.KIRUTHIKA DEVI	Dravida Munnetra Kazhagam	83346	29.89%	35621	12.78%	1512	0.54%
58	CHENGALPAT TU	324010	S. THIYAGAR AJAN	Tamilaga Vettri Kazhagam	137136	42.32%	KARTHIKDHAN DAPANI	Dravida Munnetra Kazhagam	101495	31.32%	35641	11.00%	1395	0.43%
59	THIRUVERUM BUR	213583	VIJAYAKU MAR (A) NAVALPAT TU S. VIJI	Tamilaga Vettri Kazhagam	89837	42.06%	ANBIL MAHESH POYYAMOZHI	Dravida Munnetra Kazhagam	81132	37.99%	8705	4.08%	745	0.35%
60	THIRUPORUR	262409	B.VIJAYAR AJ	Tamilaga Vettri Kazhagam	110095	41.96%	R. PANNEERDOSS	Viduthalai Chiruthaigal Katchi	70744	26.96%	39351	15.00%	1248	0.48%
61	KALASAPAKKA M	214127	AGRI KRISHNAM URTHY. S S	All India Anna Dravida Munnetra Kazhagam	89629	41.86%	SARAVANAN. P.S.T	Dravida Munnetra Kazhagam	62889	29.37%	26740	12.49%	423	0.20%
62	OTTAPIDARA M	196117	P .MATHAN RAJA	Tamilaga Vettri Kazhagam	81625	41.62%	P.M.RAMAJEYAM	Dravida Munnetra Kazhagam	52542	26.79%	29083	14.83%	879	0.45%
63	TIRUCHENGO DU	191122	ARUNRAJ K G	Tamilaga Vettri Kazhagam	79500	41.60%	SRMT SEKAR (A) CHANDRASEKAR R R	All India Anna Dravida Munnetra Kazhagam	51328	26.86%	28172	14.74%	520	0.27%

S.No	Constituency	Total Valid Votes in The Constituency	Winner	Party	Votes Polled for Winners	% Vote share for Winner	Runners Up	Party	Votes Polled for Runners up	% of Votes Polled for Runners up	Margin of Victor ys	% Margin of Victory	Votes Polled for NOTA	Votes Polled for NOTA %
64	TIRUCHULI	181250	THANGAM THENARAS U	Dravida Munnetra Kazhagam	75085	41.43%	SAMAYAN.S	Tamilaga Vettri Kazhagam	61600	33.99%	13485	7.44%	425	0.23%
65	OMALUR	271119	MANI. R	All India Anna Dravida Munnetra Kazhagam	112246	41.40%	ADHIYAMAAN. R.V	Tamilaga Vettri Kazhagam	97707	36.04%	14539	5.36%	1433	0.53%
66	RANIPET	221038	THAHIRA	Tamilaga Vettri Kazhagam	91149	41.24%	R. GANDHI	Dravida Munnetra Kazhagam	85362	38.62%	5787	2.62%	1209	0.55%
67	KILPENNATHU R	219790	RAMACHA NDRAN.S	All India Anna Dravida Munnetra Kazhagam	90503	41.18%	PITCHANDI.K	Dravida Munnetra Kazhagam	60038	27.32%	30465	13.86%	440	0.20%
68	TIRUPPUR (SOUTH)	179814	BALAMUR UGAN. S	Tamilaga Vettri Kazhagam	73793	41.04%	DINESHKUMAR .N	Dravida Munnetra Kazhagam	60892	33.86%	12901	7.17%	644	0.36%
69	COIMBATORE (NORTH)	226109	V. SAMPATH KUMAR	Tamilaga Vettri Kazhagam	92500	40.91%	DURAI. SENTHAMIL SELVAN B.E	Dravida Munnetra Kazhagam	70508	31.18%	21992	9.73%	1020	0.45%
70	MADURAI WEST	216403	THANGAP ANDI SR	Tamilaga Vettri Kazhagam	88250	40.78%	BALAJI R	Dravida Munnetra Kazhagam	76319	35.27%	11931	5.51%	893	0.41%
71	THIRUVALLUR	226428	DR. T. ARUNKUM AR	Tamilaga Vettri Kazhagam	92190	40.71%	V.G. RAAJENDRAN	Dravida Munnetra Kazhagam	67430	29.78%	24760	10.94%	1132	0.50%
72	SALEM (NORTH)	210712	SIVAKUMA R. K	Tamilaga Vettri Kazhagam	85710	40.68%	RAJENDRAN. R	Dravida Munnetra Kazhagam	71676	34.02%	14034	6.66%	1205	0.57%
73	GUMMIDIPO ONDI	232522	S.VIJAYAK UMAR	Tamilaga Vettri Kazhagam	94320	40.56%	SUDHAKAR.V	All India Anna Dravida Munnetra Kazhagam	66375	28.55%	27945	12.02%	937	0.40%
74	DHARAPURA M	199944	SATHYABA MA.P	All India Anna Dravida Munnetra Kazhagam	81100	40.56%	INDIRANI.T	Dravida Munnetra Kazhagam	64373	32.20%	16727	8.37%	1058	0.53%
75	PERIYAKULAM	211209	SABARI IYNGARAN G.	Tamilaga Vettri Kazhagam	85656	40.56%	SAKTHIVEL P.	Viduthalai Chiruthaigal Katchi	66335	31.41%	19321	9.15%	1506	0.71%

S.No	Constituency	Total Valid Votes in The Constituency	Winner	Party	Votes Polled for Winners	% Vote share for Winner	Runners Up	Party	Votes Polled for Runners up	% of Votes Polled for Runners up	Margin of Victories	% Margin of Victory	Votes Polled for NOTA	Votes Polled for NOTA %
76	CUMBUM	210574	JEGANATH MISHRA PLA	Tamilaga Vettri Kazhagam	85394	40.55%	ERAMAKRISHNAN N	Dravida Munnetra Kazhagam	84643	40.20%	751	0.36%	667	0.32%
77	SRIRANGAM	254985	RAMESH	Tamilaga Vettri Kazhagam	103235	40.49%	S. DURAIRAJ	Dravida Munnetra Kazhagam	69645	27.31%	33590	13.17%	929	0.36%
78	ARAKKONAM	182340	V. GANDHIRAJ	Tamilaga Vettri Kazhagam	73776	40.46%	EZHIL CAROLINE	Viduthalai Chiruthaigal Katchi	50655	27.78%	23121	12.68%	899	0.49%
79	VILAVANCOD E	174927	PRAVEEN T.T	Indian National Congress	70755	40.45%	MICHAEL KUMAR K	Tamilaga Vettri Kazhagam	49785	28.46%	20970	11.99%	828	0.47%
80	ARIYALUR	235858	RAJENDRAN S	All India Anna Dravida Munnetra Kazhagam	95219	40.37%	LATHA BALU	Dravida Munnetra Kazhagam	70721	29.98%	24498	10.39%	641	0.27%
81	PALLADAM	301014	K.RAMKUMAR	Tamilaga Vettri Kazhagam	121297	40.30%	K.P.PARAMASIVAM	All India Anna Dravida Munnetra Kazhagam	83400	27.71%	37897	12.59%	1417	0.47%
82	KAVUNDAMP ALAYAM	363991	KANIMOZHISANTHOSH	Tamilaga Vettri Kazhagam	146466	40.24%	ARUNKUMAR PRG	All India Anna Dravida Munnetra Kazhagam	104326	28.66%	42140	11.58%	2116	0.58%
83	TIRUVANNAMALAI	220066	VELU. E.V	Dravida Munnetra Kazhagam	88273	40.11%	ARUL ARUMUGAM	Tamilaga Vettri Kazhagam	85818	39.00%	2455	1.12%	785	0.36%
84	ARANTHANGI	182730	MOHAMED FARVAS. J	Tamilaga Vettri Kazhagam	73244	40.08%	RAMACHANDRAN . T	Indian National Congress	63182	34.58%	10062	5.51%	580	0.32%
85	HOSUR	277770	BALAKRISHNAREDDY. P	All India Anna Dravida Munnetra Kazhagam	109867	39.55%	VENDARKARASAN.S	Tamilaga Vettri Kazhagam	82064	29.54%	27803	10.01%	1614	0.58%
86	KUMARAPALAYAM	205324	C.VIJAYALAKSHMI	Tamilaga Vettri Kazhagam	81179	39.54%	P.THANGAMANI	All India Anna Dravida Munnetra Kazhagam	73483	35.79%	7696	3.75%	665	0.32%

S.No	Constituency	Total Valid Votes in The Constituency	Winner	Party	Votes Polled for Winners	% Vote share for Winner	Runners Up	Party	Votes Polled for Runners up	% of Votes Polled for Runners up	Margin of Victor ys	% Margin of Victory	Votes Polled for NOTA	Votes Polled for NOTA %
87	DHARMAPURI	238579	SOWMIYA ANBUMANI	Pattali Makkal Katchi	93713	39.28%	SIVAN. M.	Tamilaga Vettri Kazhagam	72817	30.52%	20896	8.76%	941	0.39%
88	KILVAITHINAN KUPPAM	189892	THENRAL KUMAR. E	Tamilaga Vettri Kazhagam	74305	39.13%	JEGAN MOORTHY. M	All India Anna Dravida Munnetra Kazhagam	54050	28.46%	20255	10.67%	972	0.51%
89	ARAVAKURICHI	181078	ELANGO. R	Dravida Munnetra Kazhagam	70827	39.11%	KARTHIKEYAN. P	Tamilaga Vettri Kazhagam	51445	28.41%	19382	10.70%	637	0.35%
90	TIRUCHENDUR	186050	ANITHA R. RADHAKRISHNAN	Dravida Munnetra Kazhagam	72723	39.09%	J. MURUGAN	Tamilaga Vettri Kazhagam	66851	35.93%	5872	3.16%	722	0.39%
91	CHEYYAR	222570	MUKKUR N. SUBRAMANIAN	All India Anna Dravida Munnetra Kazhagam	86680	38.95%	DUSI K MOHAN	Tamilaga Vettri Kazhagam	65599	29.47%	21081	9.47%	950	0.43%
92	JAYANKONDAM	228548	VAITHILINGAM G.	Pattali Makkal Katchi	88992	38.94%	KANNAN KA.SO.KA.	Dravida Munnetra Kazhagam	70502	30.85%	18490	8.09%	416	0.18%
93	KRISHNAGIRI	230181	MUKUNDHAN.P	Tamilaga Vettri Kazhagam	89374	38.83%	ASHOKKUMAR. K	All India Anna Dravida Munnetra Kazhagam	70530	30.64%	18844	8.19%	1136	0.49%
94	MANACHANALLUR	209780	KATHIRAVAN. S	Dravida Munnetra Kazhagam	81447	38.82%	V.SARAVANAN	Tamilaga Vettri Kazhagam	69083	32.93%	12364	5.89%	599	0.29%
95	ATTUR	208296	JAYASANKARAN. A.P.	All India Anna Dravida Munnetra Kazhagam	80843	38.81%	SELVABHARATHI. R.	Tamilaga Vettri Kazhagam	65525	31.46%	15318	7.35%	1031	0.49%
96	THIRUTHURAIPOONDI	191030	MARIMUTHU.K	Communist Party of India	74062	38.77%	PANDIYAN.S	Tamilaga Vettri Kazhagam	61140	32.01%	12922	6.76%	797	0.42%
97	TIRUPPATTUR	215710	SEENIVASA SETHUPATHY. R	Tamilaga Vettri Kazhagam	83375	38.65%	PERIAKARUPPANA. KR	Dravida Munnetra Kazhagam	83374	38.65%	1	0.00%	747	0.35%

S.No	Constituency	Total Valid Votes in The Constituency	Winner	Party	Votes Polled for Winners	% Vote share for Winner	Runners Up	Party	Votes Polled for Runners up	% of Votes Polled for Runners up	Margin of Victories	% Margin of Victory	Votes Polled for NOTA	Votes Polled for NOTA %
98	BODINAYAKA NUR	220628	PANNEERS ELVAM.O	Dravida Munnetra Kazhagam	85206	38.62%	PRAKASH.S	Tamilaga Vettri Kazhagam	78401	35.54%	6805	3.08%	931	0.42%
99	THIYAGARAYA NAGAR	133928	ANAND N	Tamilaga Vettri Kazhagam	51632	38.55%	SATHIYANARAY ANAN B	All India Anna Dravida Munnetra Kazhagam	38605	28.83%	13027	9.73%	878	0.66%
100	VELLORE	190527	M.M.VINOTH KANNAN	Tamilaga Vettri Kazhagam	73032	38.33%	P.KARTHIKEYAN	Dravida Munnetra Kazhagam	66255	34.77%	6777	3.56%	757	0.40%
101	THIRUVIDAIM ARUDUR	208944	GOVI.CHEZHIAAN	Dravida Munnetra Kazhagam	79951	38.26%	S.PRABAKARAN	Tamilaga Vettri Kazhagam	65835	31.51%	14116	6.76%	747	0.36%
102	THIRUMANGALAM	230980	MANIMARAN.M	Dravida Munnetra Kazhagam	88291	38.22%	UDHAYAKUMAR.R.B	All India Anna Dravida Munnetra Kazhagam	64484	27.92%	23807	10.31%	933	0.40%
103	PADMANABHAPURAM	180555	CHELLASWAMY.R	Communist Party of India (Marxist)	68938	38.18%	KRISHNA KUMAR.S	Tamilaga Vettri Kazhagam	53369	29.56%	15569	8.62%	615	0.34%
104	COIMBATORE (SOUTH)	156499	V SENTHILBALAJI	Dravida Munnetra Kazhagam	59724	38.16%	V. SENTHILKUMAR	Tamilaga Vettri Kazhagam	57453	36.71%	2271	1.45%	759	0.48%
105	SINGANALLUR	221033	K.S.SRIGIRI PRASATH	Tamilaga Vettri Kazhagam	84163	38.08%	V.SRINIDHI	Indian National Congress	65024	29.42%	19139	8.66%	1346	0.61%
106	THALLI	205878	RAMACHANDRAN.T	Communist Party of India	78283	38.02%	DR.NAGESH KUMAR.C	Bharatiya Janata Party	73043	35.48%	5240	2.55%	1550	0.75%
107	VIRUDHUNAGAR	167832	SELVAMP	Tamilaga Vettri Kazhagam	63653	37.93%	VIJAYAPRABHAKAR	Desiya Murpokku Dravida Kazhagam	54262	32.33%	9391	5.60%	954	0.57%
108	AMBUR	195584	VILWANATHAN.A.C.	Dravida Munnetra Kazhagam	74102	37.89%	IMTHIYAZ PANDARATTUDU ABDU	Tamilaga Vettri Kazhagam	66971	34.24%	7131	3.65%	468	0.24%
109	KUNNAM	230570	SIVASANKAR.S.S	Dravida Munnetra Kazhagam	87237	37.84%	SARANYA.A	All India Anna Dravida Munnetra Kazhagam	71680	31.09%	15557	6.75%	484	0.21%
110	KUMBAKONAM	208288	VINOTH	Tamilaga Vettri Kazhagam	78650	37.76%	ANBALAGANG	Dravida Munnetra Kazhagam	77971	37.43%	679	0.33%	960	0.46%

S.No	Constituency	Total Valid Votes in The Constituency	Winner	Party	Votes Polled for Winners	% Vote share for Winner	Runners Up	Party	Votes Polled for Runners up	% of Votes Polled for Runners up	Margin of Victor ys	% Margin of Victory	Votes Polled for NOTA	Votes Polled for NOTA %
111	NEYVELI	168780	RAJENDRA N.R	All India Anna Dravida Munnetra Kazhagam	63731	37.76%	SABA.RAJENDR AN	Dravida Munnetra Kazhagam	52769	31.26%	10962	6.49%	768	0.46%
112	MUSIRI	189141	M.VIGNESH	Tamilaga Vettri Kazhagam	71281	37.69%	N.S.KARUNAIR AAJA	Dravida Munnetra Kazhagam	53839	28.47%	17442	9.22%	1093	0.58%
113	GOBICHETTIP ALAYAM	219727	SENGOTTA IYAN.K.A	Tamilaga Vettri Kazhagam	82612	37.60%	NALLASIVAM.N	Dravida Munnetra Kazhagam	65992	30.03%	16620	7.56%	907	0.41%
114	NAMAKKAL	212283	DILIP C S	Tamilaga Vettri Kazhagam	79744	37.56%	SRIDEVI MOHAN P S	All India Anna Dravida Munnetra Kazhagam	68736	32.38%	11008	5.19%	760	0.36%
115	RAMANATHA PURAM	237576	KATHARBA TCHA MUTHURAMALINGAM	Dravida Munnetra Kazhagam	89137	37.52%	SHAHUL HAMEED	Tamilaga Vettri Kazhagam	76678	32.28%	12459	5.24%	953	0.40%
116	VEDASANDUR	226554	SAMINATHAN.T	Dravida Munnetra Kazhagam	84948	37.50%	PARAMASIVA M. V.P.B.	All India Anna Dravida Munnetra Kazhagam	74885	33.05%	10063	4.44%	474	0.21%
117	MADATHUKULAM	188249	R JAYARAM AKRISHNAN	Dravida Munnetra Kazhagam	70458	37.43%	C SHANMUGAVELU	Amma Makkal Munnettra Kazagam	54490	28.95%	15968	8.48%	911	0.48%
118	METTUR	231105	VENKATACHALAM.G	All India Anna Dravida Munnetra Kazhagam	86498	37.43%	MIDHUN CHAKRAVARTHY.M	Dravida Munnetra Kazhagam	67393	29.16%	19105	8.27%	794	0.34%
119	KILLIYOOR	177534	RAJESH KUMAR.S	Indian National Congress	66434	37.42%	SABIN.S	Tamilaga Vettri Kazhagam	65123	36.68%	1311	0.74%	502	0.28%
120	TIRUTTANI	238798	G.HARI	All India Anna Dravida Munnetra Kazhagam	89169	37.34%	M.SATHYAKUMAR	Tamilaga Vettri Kazhagam	83376	34.91%	5793	2.43%	1210	0.51%
121	KINATHUKADAVU	267917	VIGNESH K	Tamilaga Vettri Kazhagam	99950	37.31%	SABARI KARTHIKEYAN K.V.K.S	Dravida Munnetra Kazhagam	88240	32.94%	11710	4.37%	1717	0.64%

S.No	Constituency	Total Valid Votes in The Constituency	Winner	Party	Votes Polled for Winners	% Vote share for Winner	Runners Up	Party	Votes Polled for Runners up	% of Votes Polled for Runners up	Margin of Victor ys	% Margin of Victory	Votes Polled for NOTA	Votes Polled for NOTA %
122	UTHIRAMERUR	227765	MUNIRATHINAM.J	Tamilaga Vettri Kazhagam	84917	37.28%	SUNDAR.K	Dravida Munnetra Kazhagam	70694	31.04%	14223	6.24%	1114	0.49%
123	CUDDALORE	190378	B.RAJKUMAR	Tamilaga Vettri Kazhagam	70856	37.22%	A.S.CHANDARASEKARAN	Indian National Congress	55337	29.07%	15519	8.15%	894	0.47%
124	NAGAPATTINAM	151326	M.H.JAWAHIRULLAH	Dravida Munnetra Kazhagam	56305	37.21%	M.SUGUMAR	Tamilaga Vettri Kazhagam	46524	30.74%	9781	6.46%	479	0.32%
125	GANGAVALLI	196679	NALLATHAMBI. A	All India Anna Dravida Munnetra Kazhagam	73167	37.20%	CHINNADURAI.K	Dravida Munnetra Kazhagam	58763	29.88%	14404	7.32%	731	0.37%
126	PANRUTI	210767	MOHAN. K	All India Anna Dravida Munnetra Kazhagam	78398	37.20%	ABDURAHMAN. A.R	Viduthalai Chiruthaigal Katchi	67735	32.14%	10663	5.06%	907	0.43%
127	KANCHEEPURAM	246317	R.V.RANJITHKUMAR	Tamilaga Vettri Kazhagam	91350	37.09%	V.SOMASUNDARAM	All India Anna Dravida Munnetra Kazhagam	75862	30.80%	15488	6.29%	1078	0.44%
128	KILVELUR	151637	LATHA. T	Communist Party of India (Marxist)	56108	37.00%	SENTHILPANDIAN. P	Tamilaga Vettri Kazhagam	53830	35.50%	2278	1.50%	545	0.36%
129	POOMPUHAR	219324	NIVEDHAMMURUGAN	Dravida Munnetra Kazhagam	81096	36.98%	PAVUNRAJ. S	All India Anna Dravida Munnetra Kazhagam	72836	33.21%	8260	3.77%	586	0.27%
130	JOLARPET	213042	VEERAMANI K.C.	All India Anna Dravida Munnetra Kazhagam	78633	36.91%	MUNISAMY C	Tamilaga Vettri Kazhagam	62550	29.36%	16083	7.55%	695	0.33%
131	RISHIVANDIYAM	244795	KARTHIKEYAN K	Dravida Munnetra Kazhagam	89711	36.65%	ASHOK KUMAR G	Tamilaga Vettri Kazhagam	84849	34.66%	4862	1.99%	534	0.22%
132	RASIPURAM	204680	LOGESH TAMILSELVAND	Tamilaga Vettri Kazhagam	74808	36.55%	PREMKUMAR S D	Bharatiya Janata Party	60297	29.46%	14511	7.09%	863	0.42%

S.No	Constituency	Total Valid Votes in The Constituency	Winner	Party	Votes Polled for Winners	% Vote share for Winner	Runners Up	Party	Votes Polled for Runners up	% of Votes Polled for Runners up	Margin of Victor ys	% Margin of Victory	Votes Polled for NOTA	Votes Polled for NOTA %
133	BHUVANAGIRI	207310	ARUNMOZ HITHEVAN . A	All India Anna Dravida Munnetra Kazhagam	75707	36.52%	SARAVANAN. DURAI . K	Dravida Munnetra Kazhagam	73220	35.32%	2487	1.20%	681	0.33%
134	ARUPPUKOT TAI	178413	RAMACHA NDRAN. K.K.S.S.R	Dravida Munnetra Kazhagam	65104	36.49%	KARTHIK KUMAR. K	Tamilaga Vettri Kazhagam	60161	33.72%	4943	2.77%	692	0.39%
135	VEDARANYA M	162216	MANIAN. O.S	All India Anna Dravida Munnetra Kazhagam	59172	36.48%	PUGAZHENDI. M	Dravida Munnetra Kazhagam	51841	31.96%	7331	4.52%	563	0.35%
136	AVANASHI	231600	KAMALI.S	Tamilaga Vettri Kazhagam	84209	36.36%	DR. L. MURUGAN	Bharatiya Janata Party	68836	29.72%	15373	6.64%	1563	0.67%
137	VALPARAI	150431	KUTTY (ALIAS) SUDHAKA R. A	Dravida Munnetra Kazhagam	54671	36.34%	DR. SRIDHARAN. A	Tamilaga Vettri Kazhagam	45300	30.11%	9371	6.23%	675	0.45%
138	ULUNDURPET TAI	271002	VASANTH AVEL G R	Dravida Munnetra Kazhagam	98471	36.34%	KUMARAGURU R	All India Anna Dravida Munnetra Kazhagam	96194	35.50%	2277	0.84%	1051	0.39%
139	BHAVANI	208323	KARUPPA NAN. K.C	All India Anna Dravida Munnetra Kazhagam	75577	36.28%	BALAKRISHNA N	Tamilaga Vettri Kazhagam	68181	32.73%	7396	3.55%	1409	0.68%
140	THIRUVAIYAR U	222111	DURAI. CHANDRA SEKARAN	Dravida Munnetra Kazhagam	80425	36.21%	MATHI. MANIKANDAN	Tamilaga Vettri Kazhagam	71870	32.36%	8555	3.85%	948	0.43%
141	GUDIYATTAM	229076	K.SINDU	Tamilaga Vettri Kazhagam	82858	36.17%	K.B.PRADAP	Desiya Murpokku Dravida Kazhagam	72761	31.76%	10097	4.41%	799	0.35%
142	SHOLINGUR	233684	G.KAPIL	Tamilaga Vettri Kazhagam	84506	36.16%	K.SARAVANAN	Pattali Makkal Katchi	78820	33.73%	5686	2.43%	572	0.24%
143	CHENGAM	242897	S.VELU	All India Anna Dravida Munnetra Kazhagam	87802	36.15%	K BHARATHIDHA SAN	Tamilaga Vettri Kazhagam	74524	30.68%	13278	5.47%	1114	0.46%

S.No	Constituency	Total Valid Votes in The Constituency	Winner	Party	Votes Polled for Winners	% Vote share for Winner	Runners Up	Party	Votes Polled for Runners up	% of Votes Polled for Runners up	Margin of Victor ys	% Margin of Victory	Votes Polled for NOTA	Votes Polled for NOTA %
144	GINGEE	216652	GANESHK UMAR A	Pattali Makkal Katchi	78201	36.10%	GINGEE MASTHAN K S	Dravida Munnetra Kazhagam	65556	30.26%	12645	5.84%	508	0.23%
145	THONDAMUT HUR	258549	S.P.VELUM ANI	All India Anna Dravida Munnetra Kazhagam	93316	36.09%	SATHISH RAJU (ALIAS) K.P.R. SATHISH	Tamilaga Vettri Kazhagam	78591	30.40%	14725	5.70%	1000	0.39%
146	MAYILADUTH URAI	188461	JAMAL MOHAMED YOUNOOS. Y.N	Indian National Congress	68011	36.09%	PALANISAMY. A M.COM.	Pattali Makkal Katchi	57166	30.33%	10845	5.75%	474	0.25%
147	ALANGUDI	180483	SIVA.V.MEYYANATHAN	Dravida Munnetra Kazhagam	64929	35.98%	KANDASAMY	Tamilaga Vettri Kazhagam	51952	28.78%	12977	7.19%	673	0.37%
148	KADAYANALLUR	221951	RAJENDRAN. T. M	Dravida Munnetra Kazhagam	79832	35.97%	C. KRISHNAMURALI	All India Anna Dravida Munnetra Kazhagam	73579	33.15%	6253	2.82%	527	0.24%
149	THURAIYUR	184426	RAVISANKAR.M	Tamilaga Vettri Kazhagam	66263	35.93%	E.SAROJA	All India Anna Dravida Munnetra Kazhagam	56649	30.72%	9614	5.21%	697	0.38%
150	TITTAKUDI	175754	GANESAN C.V	Dravida Munnetra Kazhagam	63106	35.91%	RAJASEKAR A	Tamilaga Vettri Kazhagam	60477	34.41%	2629	1.50%	584	0.33%
151	PATTUKOTTAI	183745	ANNADURAI K	Dravida Munnetra Kazhagam	65963	35.90%	MATHAN C	Tamilaga Vettri Kazhagam	52209	28.41%	13754	7.49%	738	0.40%
152	VANUR	192119	GOWTHAM D	Dravida Munnetra Kazhagam	68873	35.85%	SURESH P	Tamilaga Vettri Kazhagam	61839	32.19%	7034	3.66%	519	0.27%
153	KURINJIPADI	213965	M.R.K.PANNEERSELVAM	Dravida Munnetra Kazhagam	76695	35.84%	A BHUVANENTHIRAN	All India Anna Dravida Munnetra Kazhagam	69106	32.30%	7589	3.55%	629	0.29%
154	NATHAM	239140	NATHAM VISWANATHAN R	All India Anna Dravida Munnetra Kazhagam	85708	35.84%	SELVAKUMAR K	Dravida Munnetra Kazhagam	73839	30.88%	11869	4.96%	596	0.25%

S.No	Constituency	Total Valid Votes in The Constituency	Winner	Party	Votes Polled for Winners	% Vote share for Winner	Runners Up	Party	Votes Polled for Runners up	% of Votes Polled for Runners up	Margin of Victories	% Margin of Victory	Votes Polled for NOTA	Votes Polled for NOTA %
155	PERAMBALUR	253654	SIVAKUMAR. K	Tamilaga Vettri Kazhagam	90882	35.83%	DR. JAYALAKSHMI. S.T	Dravida Munnetra Kazhagam	76489	30.15%	14393	5.67%	1160	0.46%
156	SANKARI	243779	VETRIVEL. S	All India Anna Dravida Munnetra Kazhagam	87342	35.83%	SENTHILKUMAR. K	Tamilaga Vettri Kazhagam	77825	31.92%	9517	3.90%	711	0.29%
157	RAJAPALAYAM	183020	JEGADESHWARI. K	Tamilaga Vettri Kazhagam	65548	35.81%	THANGAPANDIAN. S	Dravida Munnetra Kazhagam	54943	30.02%	10605	5.79%	753	0.41%
158	NANGUNERI	209419	REDDIARPATTI V. NARAYANAN	Tamilaga Vettri Kazhagam	74952	35.79%	RUBY.R.MANO HARAN	Indian National Congress	58533	27.95%	16419	7.84%	721	0.34%
159	COONOOR	141394	M. RAJU	Dravida Munnetra Kazhagam	50470	35.69%	A. RAMU	All India Anna Dravida Munnetra Kazhagam	42371	29.97%	8099	5.73%	720	0.51%
160	SIRKAZHI	200448	SENTHILSELVAN. R	Dravida Munnetra Kazhagam	71449	35.64%	SAKTHI. M	All India Anna Dravida Munnetra Kazhagam	60032	29.95%	11417	5.70%	555	0.28%
161	NAGERCOIL	196280	AUSTIN	Dravida Munnetra Kazhagam	69880	35.60%	BERVIN KINGSG	Tamilaga Vettri Kazhagam	62310	31.75%	7570	3.86%	447	0.23%
162	PENNAGARAM	228666	GAJENDRAN. S.	Tamilaga Vettri Kazhagam	81240	35.53%	SELVAM. V.	Pattali Makkal Katchi	78075	34.14%	3165	1.38%	674	0.29%
163	SIVAKASI	193517	KEERTHANAS	Tamilaga Vettri Kazhagam	68709	35.51%	ASHOKAN. G	Indian National Congress	57039	29.47%	11670	6.03%	948	0.49%
164	CHIDAMBARAM	196586	THAMIMUNANSARI. M	Dravida Munnetra Kazhagam	69739	35.48%	PANDIAN. K.A	All India Anna Dravida Munnetra Kazhagam	63992	32.55%	5747	2.92%	816	0.42%
165	ANAIKATTU	216318	D.VELAZHAGAN	All India Anna Dravida Munnetra Kazhagam	76302	35.27%	A.P.NANDAKUMAR	Dravida Munnetra Kazhagam	69221	32.00%	7081	3.27%	1103	0.51%
166	MANNARGUDI	194100	KAMARAJ. S	Amma Makkal Munnetra Kazhagam	68416	35.25%	RAJAA. T.R.B	Dravida Munnetra Kazhagam	66850	34.44%	1566	0.81%	405	0.21%

S.No	Constituency	Total Valid Votes in The Constituency	Winner	Party	Votes Polled for Winners	% Vote share for Winner	Runners Up	Party	Votes Polled for Runners up	% of Votes Polled for Runners up	Margin of Victories	% Margin of Victory	Votes Polled for NOTA	Votes Polled for NOTA %
167	DINDIGUL	212024	SENTHILK UMAR. I.P	Dravida Munnetra Kazhagam	74489	35.13%	NAZEER RAJA. G	Tamilaga Vettri Kazhagam	73358	34.60%	1131	0.53%	833	0.39%
168	PUDUKKOTTA I	190378	V. MUTHURAJA	Dravida Munnetra Kazhagam	66825	35.10%	K.M. SHARIFF	Tamilaga Vettri Kazhagam	64958	34.12%	1867	0.98%	467	0.25%
169	GANDHARVAK OTTAI	167618	N. SUBRAMANIAN	Tamilaga Vettri Kazhagam	58795	35.08%	C. UTHAYAKUMAR	Bharatiya Janata Party	47756	28.49%	11039	6.59%	1127	0.67%
170	PERUNDURAI	200686	JAYAKUMAR. S	All India Anna Dravida Munnetra Kazhagam	70302	35.03%	THOPPU VENKATACHALAM (ALIAS) N.D. VENKATACHALAM	Dravida Munnetra Kazhagam	60609	30.20%	9693	4.83%	812	0.40%
171	RADHAPURAM	199931	DR.SATHISH CHRISTOPHER	Tamilaga Vettri Kazhagam	69947	34.99%	APPAVU.M	Dravida Munnetra Kazhagam	57634	28.83%	12313	6.16%	469	0.23%
172	MADURANTAKAM	198251	MARAGATHAM KUMARAVELK	All India Anna Dravida Munnetra Kazhagam	69284	34.95%	EZHIL KATHARINE EZHILMALAI	Tamilaga Vettri Kazhagam	62090	31.32%	7194	3.63%	797	0.40%
173	KANGAYAM	203534	NSN NATARAJ	All India Anna Dravida Munnetra Kazhagam	71122	34.94%	MANI GOUNDER	Tamilaga Vettri Kazhagam	62989	30.95%	8133	4.00%	706	0.35%
174	TIRUNELVELI	218425	MURUGHAN.R.S.	Tamilaga Vettri Kazhagam	75840	34.72%	SUBRAMANIAN.S	Dravida Munnetra Kazhagam	64426	29.50%	11414	5.23%	717	0.33%
175	NILAKKOTTAI	197593	AYYANAR. R	Tamilaga Vettri Kazhagam	68580	34.71%	NAGAJOTHI.S	Dravida Munnetra Kazhagam	65655	33.23%	2925	1.48%	642	0.32%
176	YERCAUD	253592	USHARANI. P	All India Anna Dravida Munnetra Kazhagam	87772	34.61%	LAKSHMI JANARTHANAN. J	Tamilaga Vettri Kazhagam	85583	33.75%	2189	0.86%	1250	0.49%

S.No	Constituency	Total Valid Votes in The Constituency	Winner	Party	Votes Polled for Winners	% Vote share for Winner	Runners Up	Party	Votes Polled for Runners up	% of Votes Polled for Runners up	Margin of Victories	% Margin of Victory	Votes Polled for NOTA	Votes Polled for NOTA %
177	PERAVURANI	176274	ASHOKKUMAR. N	Dravida Munnetra Kazhagam	60919	34.56%	GOVI.ELANGO	All India Anna Dravida Munnetra Kazhagam	57757	32.77%	3162	1.79%	695	0.39%
178	SIVAGANGA	214067	KULANTHAI RANI A	Tamilaga Vettri Kazhagam	73737	34.45%	SENTHILNATHAN PR	All India Anna Dravida Munnetra Kazhagam	58656	27.40%	15081	7.04%	1053	0.49%
179	VANIYAMBADI	212534	SYED FAROOQ BASHA SSB	Indian Union Muslim League	73181	34.43%	SYED BHURHANUDEEN	Tamilaga Vettri Kazhagam	70199	33.03%	2982	1.40%	624	0.29%
180	MANAPPARAI	241216	R. KATHIRAVAN	Tamilaga Vettri Kazhagam	83041	34.43%	DR. PL. VIJAYAKUMAR	All India Anna Dravida Munnetra Kazhagam	81615	33.83%	1426	0.59%	949	0.39%
181	KATPADI	203497	DR M SUDHAKAR	Tamilaga Vettri Kazhagam	69868	34.33%	V. RAMU	All India Anna Dravida Munnetra Kazhagam	63998	31.45%	5870	2.88%	745	0.37%
182	HARUR	220042	SAMPATH KUMAR. V	All India Anna Dravida Munnetra Kazhagam	75523	34.32%	SHANMUGAM. A	Dravida Munnetra Kazhagam	72194	32.81%	3329	1.51%	782	0.36%
183	AMBASAMUDRAM	191195	DR.ESAKKI SUBAYA	All India Anna Dravida Munnetra Kazhagam	65589	34.30%	V.P.DURAI	Indian National Congress	55344	28.95%	10245	5.36%	1060	0.55%
184	POLLACHI	181196	K. NITHYANANDHAN	Dravida Munnetra Kazhagam	62013	34.22%	POLLACHI V. JAYARAMAN	All India Anna Dravida Munnetra Kazhagam	57386	31.67%	4627	2.55%	849	0.47%
185	ANDIPATTI	217329	MAHARAJAN.A	Dravida Munnetra Kazhagam	74324	34.20%	PANDI.V	Tamilaga Vettri Kazhagam	64770	29.80%	9554	4.40%	1028	0.47%
186	UTHANGARAI	205530	N ELAIYARAJA	Tamilaga Vettri Kazhagam	70201	34.16%	T M TAMILSELVAM	All India Anna Dravida Munnetra Kazhagam	65003	31.63%	5198	2.53%	881	0.43%
187	SANKARAPURAM	235528	RAKESH R	All India Anna Dravida Munnetra Kazhagam	80250	34.07%	UDHAYASURIYAN T	Dravida Munnetra Kazhagam	76810	32.61%	3440	1.46%	383	0.16%

S.No	Constituency	Total Valid Votes in The Constituency	Winner	Party	Votes Polled for Winners	% Vote share for Winner	Runners Up	Party	Votes Polled for Runners up	% of Votes Polled for Runners up	Margin of Victor ys	% Margin of Victory	Votes Polled for NOTA	Votes Polled for NOTA %
188	CHEYUR	187584	RAJASEKA R. E	All India Anna Dravida Munnetra Kazhagam	63809	34.02%	MOHAN RAJA.M.G.K	Tamilaga Vettri Kazhagam	58141	30.99%	5668	3.02%	783	0.42%
189	SRIVILLIPUTHUR	193471	KARTHIK.A	Tamilaga Vettri Kazhagam	65653	33.93%	MAHALINGAM.P	Communist Party of India	57072	29.50%	8581	4.44%	873	0.45%
190	TENKASI	234987	DR.KALAI KATHIRAVAN	Dravida Munnetra Kazhagam	79699	33.92%	S.SELVA MOHANDAS PANDIAN	All India Anna Dravida Munnetra Kazhagam	69400	29.53%	10299	4.38%	673	0.29%
191	VILUPPURAM	215422	LAKSHMANAN R	Dravida Munnetra Kazhagam	72982	33.88%	MOHANRAJ N	Tamilaga Vettri Kazhagam	68863	31.97%	4119	1.91%	573	0.27%
192	VEERAPANDI	235875	PALANIVEL . M.S	Tamilaga Vettri Kazhagam	79907	33.88%	SRI BALAJI SUGUMAR. S	All India Anna Dravida Munnetra Kazhagam	75836	32.15%	4071	1.73%	594	0.25%
193	SHOLAVANDAN	189080	KARUPPAI AH.M.V	Tamilaga Vettri Kazhagam	63907	33.80%	VENKATESAN.A	Dravida Munnetra Kazhagam	61229	32.38%	2678	1.42%	571	0.30%
194	BHAVANISAGAR	214595	V.P.TAMIL SELVI	Tamilaga Vettri Kazhagam	72391	33.73%	A.BANNARI	All India Anna Dravida Munnetra Kazhagam	67822	31.60%	4569	2.13%	1804	0.84%
195	UDUMALAIPE TTAI	203575	JAYAKUMAR M.	Dravida Munnetra Kazhagam	68549	33.67%	RADHAKRISHNAN K.	All India Anna Dravida Munnetra Kazhagam	65667	32.26%	2882	1.42%	1149	0.56%
196	TIRUKKOYILUR	217318	PALANISAMY S	All India Anna Dravida Munnetra Kazhagam	73033	33.61%	VIJAY R BARANIBALAJI	Tamilaga Vettri Kazhagam	72748	33.48%	285	0.13%	500	0.23%
197	VEPPANAHALI	222608	SRINIVASAN.P.S	Dravida Munnetra Kazhagam	74691	33.55%	MUNUSAMY.K.P	All India Anna Dravida Munnetra Kazhagam	74553	33.49%	138	0.06%	1570	0.71%
198	MANAMADURAI	208643	ELANGOVAN.D	Tamilaga Vettri Kazhagam	69971	33.54%	TAMILARASI.A	Dravida Munnetra Kazhagam	68763	32.96%	1208	0.58%	846	0.41%
199	VILATHIKULAM	174814	MARKANDAYAN G V	Dravida Munnetra Kazhagam	58395	33.40%	P. KASIRAM	Tamilaga Vettri Kazhagam	50167	28.70%	8228	4.71%	642	0.37%

S.No	Constituency	Total Valid Votes in The Constituency	Winner	Party	Votes Polled for Winners	% Vote share for Winner	Runners Up	Party	Votes Polled for Runners up	% of Votes Polled for Runners up	Margin of Victor ys	% Margin of Victory	Votes Polled for NOTA	Votes Polled for NOTA %
200	VANDEVASI	191204	AMBETHK UMAR. S	Dravida Munnetra Kazhagam	63805	33.37%	RANI. P	All India Anna Dravida Munnetra Kazhagam	60472	31.63%	3333	1.74%	988	0.52%
201	PAPANASAM	207723	A.M. SHAHJAHAN	Indian Union Muslim League	69284	33.35%	AZARUDEEN UDUMAN ALI	Tamilaga Vettri Kazhagam	68219	32.84%	1065	0.51%	716	0.34%
202	ARANI	230162	JAYASUDH A. L	All India Anna Dravida Munnetra Kazhagam	76735	33.34%	MAHALAKSHMI GOVARTHANA N	Dravida Munnetra Kazhagam	71104	30.89%	5631	2.45%	707	0.31%
203	SRIVAIKUNTA M	176421	SARAVAN AN. G	Tamilaga Vettri Kazhagam	58814	33.34%	SHANMUGANA THAN. S. P	All India Anna Dravida Munnetra Kazhagam	57628	32.67%	1186	0.67%	579	0.33%
204	VIKRAVANDI	209231	SIVAKUMAR C	Pattali Makkal Katchi	69727	33.33%	VIJAI VADIVEL A	Tamilaga Vettri Kazhagam	68817	32.89%	910	0.43%	401	0.19%
205	BARGUR	213960	E.C. GOVINDA RASAN	All India Anna Dravida Munnetra Kazhagam	71240	33.30%	E. MURALIDHARAN	Tamilaga Vettri Kazhagam	66999	31.31%	4241	1.98%	631	0.29%
206	COLACHAL	199013	THARAHAI CUTHBERT	Indian National Congress	66207	33.27%	PREM ALEX LAWRENCE	Tamilaga Vettri Kazhagam	63374	31.84%	2833	1.42%	581	0.29%
207	VASUDEVANALLUR	189795	E. RAJA	Dravida Munnetra Kazhagam	63045	33.22%	ANANTHAN AYYASAMY	Bharatiya Janata Party	56462	29.75%	6583	3.47%	637	0.34%
208	VRIDDHACHALAM	209186	PREMALLA THA VIJAYAKANT	Desiya Murpokku Dravida Kazhagam	69351	33.15%	VIJAY.S	Tamilaga Vettri Kazhagam	66964	32.01%	2387	1.14%	755	0.36%
209	SULUR	273544	NM.SUKUMAR	Tamilaga Vettri Kazhagam	90531	33.10%	V.P.KANDASAMY	All India Anna Dravida Munnetra Kazhagam	85741	31.34%	4790	1.75%	1353	0.49%
210	SANKARANKOVIL	196480	DR. DHILIPAN JAISHANKAR	All India Anna Dravida Munnetra Kazhagam	64865	33.01%	C. RAMARAJAN	Tamilaga Vettri Kazhagam	58376	29.71%	6489	3.30%	560	0.29%

S.No	Constituency	Total Valid Votes in The Constituency	Winner	Party	Votes Polled for Winners	% Vote share for Winner	Runners Up	Party	Votes Polled for Runners up	% of Votes Polled for Runners up	Margin of Victor ys	% Margin of Victory	Votes Polled for NOTA	Votes Polled for NOTA %
211	KARUR	216829	M.R. VIJAYABH ASKAR	All India Anna Dravida Munnetra Kazhagam	71542	32.99%	MATHIYALAGA N V.P	Tamilaga Vettri Kazhagam	69721	32.15%	1821	0.84%	539	0.25%
212	KRISHNARAYA PURAM	189357	SATHYA. M	Tamilaga Vettri Kazhagam	62378	32.94%	DR. DHIVYA. S	All India Anna Dravida Munnetra Kazhagam	58875	31.09%	3503	1.85%	525	0.28%
213	LALGUDI	185213	LEEMAROSE MARTIN	All India Anna Dravida Munnetra Kazhagam	60795	32.82%	KU PA KRISHNAN	Tamilaga Vettri Kazhagam	58056	31.35%	2739	1.48%	390	0.21%
214	SENTHAMAN GALAM	209687	P CHANDRA SEKAR	Tamilaga Vettri Kazhagam	68815	32.82%	C CHANDRASEKARAN	All India Anna Dravida Munnetra Kazhagam	66160	31.55%	2655	1.27%	1211	0.58%
215	UDHAGAMAN DALAM	148704	BHOJARAJAN.M	Bharatiya Janata Party	48488	32.61%	IBRAHIM.R	Tamilaga Vettri Kazhagam	47512	31.95%	976	0.66%	1525	1.03%
216	KULITHALAI	209091	SURIYANUR. A. CHANDRAN	Dravida Munnetra Kazhagam	68138	32.59%	G.BALASUBRAMANI	Tamilaga Vettri Kazhagam	67559	32.31%	579	0.28%	612	0.29%
217	TINDIVANAM	196026	VANNI ARASU	Viduthalai Chiruthaigal Katchi	63833	32.56%	ARJUNAN. P	All India Anna Dravida Munnetra Kazhagam	63099	32.19%	734	0.37%	714	0.36%
218	KALLAKURICHI	249626	ARUL VIGNESH C	Tamilaga Vettri Kazhagam	81132	32.50%	RAJEEVGANDHIS	All India Anna Dravida Munnetra Kazhagam	80334	32.18%	798	0.32%	883	0.35%
219	PARAMATHI-VELUR	188845	SEKAR S	All India Anna Dravida Munnetra Kazhagam	61349	32.49%	MOORTHY K S	Dravida Munnetra Kazhagam	61041	32.32%	308	0.16%	449	0.24%
220	ANTHIYUR	185775	HARIBASKAR.P	All India Anna Dravida Munnetra Kazhagam	60042	32.32%	SIVABALAN.M	Dravida Munnetra Kazhagam	58782	31.64%	1260	0.68%	754	0.41%

S.No	Constituency	Total Valid Votes in The Constituency	Winner	Party	Votes Polled for Winners	% Vote share for Winner	Runners Up	Party	Votes Polled for Runners up	% of Votes Polled for Runners up	Margin of Victor ys	% Margin of Victory	Votes Polled for NOTA	Votes Polled for NOTA %
221	PALANI	208619	RAVIMAN OHARAN. K	All India Anna Dravida Munnetra Kazhagam	66986	32.11%	DR. PRAVEEN KUMAR. M	Tamilaga Vettri Kazhagam	66293	31.78%	693	0.33%	750	0.36%
222	POLUR	211743	ABISHEK. R	Tamilaga Vettri Kazhagam	67961	32.10%	SARAVANAN. P	Desiya Murpokku Dravida Kazhagam	67734	31.99%	227	0.11%	798	0.38%
223	THIRUMAYAM	182612	REGUPATHY.S	Dravida Munnetra Kazhagam	58201	31.87%	CHINTHAMANI. C	Tamilaga Vettri Kazhagam	56709	31.05%	1492	0.82%	945	0.52%
224	MODAKKURICHI	190759	D.SHANMUGAN	Tamilaga Vettri Kazhagam	60715	31.83%	S.KIRTHIKA	Bharatiya Janata Party	58285	30.55%	2430	1.27%	925	0.48%
225	KOVILPATTI	194232	KARUNANITHI.K	Dravida Munnetra Kazhagam	61643	31.74%	BALASUBRAMANIAN.S	Tamilaga Vettri Kazhagam	60800	31.30%	843	0.43%	593	0.31%
226	TIRUVADANAI	220278	RAJEEV	Tamilaga Vettri Kazhagam	69551	31.57%	RM. KARUMANICKAM	Indian National Congress	67038	30.43%	2513	1.14%	354	0.16%
227	MELUR	190726	P.VISWANATHAN	Indian National Congress	60080	31.50%	A.MADURAIVERAN	Tamilaga Vettri Kazhagam	57356	30.07%	2724	1.43%	554	0.29%
228	KANNIYAKUMARI	239150	THALAVAI SUNDARAM. N	All India Anna Dravida Munnetra Kazhagam	75045	31.38%	MAHESH.R	Dravida Munnetra Kazhagam	74831	31.29%	214	0.09%	825	0.34%
229	ALANGULAM	220857	PAUL MANOJ PANDIAN	Dravida Munnetra Kazhagam	69170	31.32%	K R P PRABAKARAN	All India Anna Dravida Munnetra Kazhagam	61372	27.79%	7798	3.53%	982	0.44%
230	SATTUR	198734	KADARKAR AIRAJ. A	Dravida Munnetra Kazhagam	62060	31.23%	NAINAR NAGENTHRAN	Bharatiya Janata Party	56071	28.21%	5989	3.01%	476	0.24%
231	PARAMAKUDI	189753	ADVOCATE. KATHIRAVAN. K.K	Dravida Munnetra Kazhagam	59161	31.18%	GOPIRAJAN. G	Tamilaga Vettri Kazhagam	55613	29.31%	3548	1.87%	710	0.37%
232	METTUPPALAYAM	244319	SUNILANAND	Tamilaga Vettri Kazhagam	75664	30.97%	SMT.KAVITHA KALYANASUNDARAM	Dravida Munnetra Kazhagam	67896	27.79%	7768	3.18%	839	0.34%

S.No	Constituency	Total Valid Votes in The Constituency	Winner	Party	Votes Polled for Winners	% Vote share for Winner	Runners Up	Party	Votes Polled for Runners up	% of Votes Polled for Runners up	Margin of Victories	% Margin of Victory	Votes Polled for NOTA	Votes Polled for NOTA %
233	MUDHUKULATHUR	231373	R.S.RAJAK ANNAPPAN	Dravida Munnetra Kazhagam	68003	29.39%	MALARVIZHI. B	Tamilaga Vettri Kazhagam	51405	22.22%	16598	7.17%	429	0.19%
234	USILAMPATTI	224048	VIJAY. M	Tamilaga Vettri Kazhagam	65743	29.34%	MAHENDRAN. I	All India Anna Dravida Munnetra Kazhagam	63938	28.54%	1805	0.81%	692	0.31%

Table: Vote Share and Margin of Victory of Winners in Tamil Nadu Assembly Elections 2026

MyNeta App

ADR Association for Democratic Reforms

myneta.info National Election Watch

Association for Democratic Reforms and National Election Watch present

THE UPGRADED
MYNETA APP

an open data repository run by Association for Democratic Reforms

DOWNLOAD TODAY!

And be a part of our **#MeraVoteMeraDesh** Campaign

Visit our website:
www.adrindia.org
www.myneta.info




To get information about candidates/parties/MPs/MLAs/corporators/PILs in courts

Journalist Helpline no.-80103-94248
Subscribe to ADR on [WhatsApp](#) for updates: 7840067840

Visit: [adrindia.org](#) and [myneta.info](#)
Email: adr@adrindia.org

To contact ADR State Partners, visit: <https://adrindia.org/about-adr/state-coordinators>

Social Media Handles

 /adr.new

 @adrspkaks

 @adrspkaks

 @adrspkaks

 <https://www.linkedin.com/company/association-for-democratic-reforms/mycompany/>

Our Websites

www.adrindia.org

Provides detailed analytical reports of Lok Sabha, State Assemblies, Local Body Elections & Financial Reports and ongoing PILs in courts

www.myneta.info

Provides full information of criminal cases, asset, liability and education details declared by candidates in the self sworn affidavits

Android App

MyNeta

The criminal, financial, educational & other background information self declared by candidates in their affidavits during elections is now available on your mobile phones

Office Address

Association for Democratic Reforms
Plot No. E-5, 4th Floor, Lane-1, Westend Marg,
Saidulajab, (Behind Saket Metro Gate No. 2),
New Delhi - 110030
Phone : +91-011-4165-4200

Contact Details

Tamil Nadu Election Watch

<p>P. Joseph Victor Raj State Coordinator vrhope@gmail.com hopeindia1996@gmail.com</p>	<p>Prof. Sudarsan Padmanabhan Trustee Association for Democratic Reforms, National Election Watch padmanab@gmail.com</p>
--	---

Association for Democratic Reforms/National Election Watch

<p>Media and Journalist Helpline</p> <p>+91 80103 94248 Email: adr@adrindia.org</p>	<p>Maj.Gen. Anil Verma (Retd) Head Association for Democratic Reforms, National Election Watch 011 4165 4200, adr@adrindia.org, anilverma@adrindia.org</p>	<p>Prof Trilochan Sastry Chairman, Founder & Trustee Association for Democratic Reforms, National Election Watch Visiting Faculty, IIM Bangalore tsastry@gmail.com</p>	<p>Dr. Ajit Ranade Founder Member & Trustee Association for Democratic Reforms, National Election Watch ajit.ranade@adrindia.org</p>
--	---	--	---

DISCLAIMER

All information in this report has been taken by ADR from the website of the Election Commission of India (<https://www.eci.gov.in/>) and all the information is available in public domain. ADR does not add or subtract any information, unless the EC changes the data. In particular, no unverified information from any other source is used. While all efforts have been made by ADR to ensure that the information is in keeping with what is available in the ECI website, in case of discrepancy between information provided by ADR through this report, anyone and that given in the ECI website, the information available on the ECI website should be treated as correct and Association for Democratic Reforms, Tamil Nadu Election Watch and their volunteers are not responsible or liable for any direct, indirect special, or consequential damages, claims, demands, losses of any kind whatsoever, made, claimed, incurred or suffered by any party arising under or relating to the usage of data provided by ADR through this report.

It is to be noted that ADR undertakes great care and adopts utmost due diligence in analysing and dissemination of the background information of the candidates furnished by them at the time of elections from the duly self-sworn affidavits submitted with the Election Commission of India. Such information is only aimed at highlighting the growing criminality in politics, increased misuse of money in elections so as to facilitate a system of transparency, accountability and good governance and to enable voters to form an informed choice. Therefore, it is expected that anyone using this report shall undertake due care and utmost precaution while using the data provided by ADR. ADR is not responsible for any mishandling, discrepancy, inability to understand, misinterpretation or manipulation, distortion of the data in such a way so as to benefit or target a particular political party or politician or candidate.