

28th May, 2026

Press Release

West Bengal Assembly Elections 2026

Analysis of Vote Share, Margin of Victory and Representativeness of Winners

Association for Democratic Reforms

Plot No. E-5, 4th Floor,
Lane-1, Westend Marg, Saidulajab,
(Behind Saket Metro Gate No. 2)
New Delhi-110 030
Phone: +91-011-4165-4200
Email: adr@adrindia.org

Contents

Summary and Highlights	3
Vote Share and Representativeness of Winners.....	5
Voter Turnout	5
Vote Share of Winner	6
Representativeness of Winners	10
Margin of Victory for Winners	11
Performance of Women Winners in West Bengal Assembly Elections, 2026.....	14
Performance of Re-elected Winners in West Bengal Assembly Elections, 2026	15
Details of NOTA	16
Vote Share and Representativeness of Winners in West Bengal Assembly Elections 2026.....	17
Vote Share and Margin of Victory of Winners in West Bengal Assembly Elections 2026.....	31
Contact Details	63
DISCLAIMER	63

Summary and Highlights

Association for Democratic Reforms and **West Bengal Election Watch** have analysed the vote share for **293** out of **294** constituencies in the West Bengal Assembly Elections, 2026. The data for the Falta constituency was not included in the analysis. The voter's turnout for the West Bengal Assembly Elections 2026 was **93.7%**, whereas voter's turnout in 2021 Assembly Elections was **82.3%**.

The West Bengal Assembly election result was declared on 4th May 2026.

Vote Share of Winners

- The winners of the West Bengal State Assembly elections **2026**, won with an average of **50.43%** of total votes polled. In the **2021** elections, winners won with an average of **50.16%** of total votes polled.
- **175(60%)** winners won with **50%** and above of the total votes polled in their constituency
- **118(40%)** winners won with less than **50%** of the total votes polled in their constituency.
- **121(63%)** out of **191** winners with declared criminal cases have won with a vote share of **50% and above**.
- **55(54%)** out of **102** winners with clean backgrounds have won with a vote share of **50% and above**.
- **104(58%)** out of **179** crorepati winners analysed have won with a vote share of **50% and above**
- **70(61%)** out of **114** non-crorepati winners have won with a vote share of **50% and above**.

Representativeness of Winners

- All the winners of the **West Bengal State Assembly Elections, 2026** won with an average of **47.20%** of the total registered voters. This implies that the winners represent on an average, **47.20%** of the total electorate. In the West Bengal State Assembly Elections, 2021 won by an average of **41.29%** of the total registered votes.

Margin of Victory

- **5** winners have won with a margin of victory of less than **1000** votes.
- **3** winners have won with more than **40%** margin of victory.

Winners with Declared Criminal Cases and their Margin of Victory:

- **107** out of **191** winners with declared criminal cases have won against a runner up with a clean background.
- Among these **107** winners, **3** winners have won with more than **30%** margin of victory.

- Among these, **Shankar Ghosh (BJP)** from **Siliguri** constituency won with **40%** margin of victory.

Winners with clean background and their Margin of Victory:

- **51** out of **102** winners with clean backgrounds have won against a runner up with declared criminal cases.
- Among these **51** winners, **3** winners have won with more than **25%** margin of victory.
- Among these, **Paritosh Das (BJP)** from **Alipurduars** constituency won with **30%** margin of victory.

Crorepati Winners and their Margin of Victory:

- **62** out of **179** crorepati winners have won against a non-crorepati runners up.
- Among these **62** winners, **4** winners have won with more than **30%** margin of victory.
- Among these, **Abdul Khaleque Molla (AITC)** from **Metiaburuz** constituency won with **49%** margin of victory.

Non-crorepati Winners and their Margin of Victory:

- **63** out of **114** non-crorepati winners have won against crorepati runners up.
- Among these **63** winners, **2** winners have won with more than **30%** margin of victory.
- Among these, **Tarak Nath Chatterjee (BJP)** from **Krishnanagar Uttar** constituency won with **39%** margin of victory.

Performance of Women Winners

- Among the **293** winners, **37** are women.
- All of them won with more than **35%** of vote share in their constituencies.
- Among the women winners, **Sikha Chatterjee (BJP)** from **Dabgram-Fulbari** constituency has won with the highest vote share, i.e. **66%** in her constituency. She has won with **63%** representativeness and **39%** margin of victory.

Performance of Re-elected Winners

- Out of total **102** re-elected winners, none have won with less than **30%** of vote share in their respective constituencies. **64(63%)** have won with more than **50%** of vote share.
- **35(34%)** re-elected winners have won with less than **10%** margin of victory whereas **3** winners have won with more than **40%** margin of victory.

NOTA

- The NOTA button instated by the ECI in 2013 gave the voters an option of rejecting all the candidates in their constituency. Out of **6,37,53,070** votes polled in 2026 **West Bengal Assembly Elections**, **4,94,932 (0.78%)** were polled for NOTA.

Vote Share and Representativeness of Winners

Voter Turnout

The voter's turnout for the West Bengal Assembly elections 2026 was **93.7%** whereas voter's turnout in 2021 assembly elections was **82.3%**.

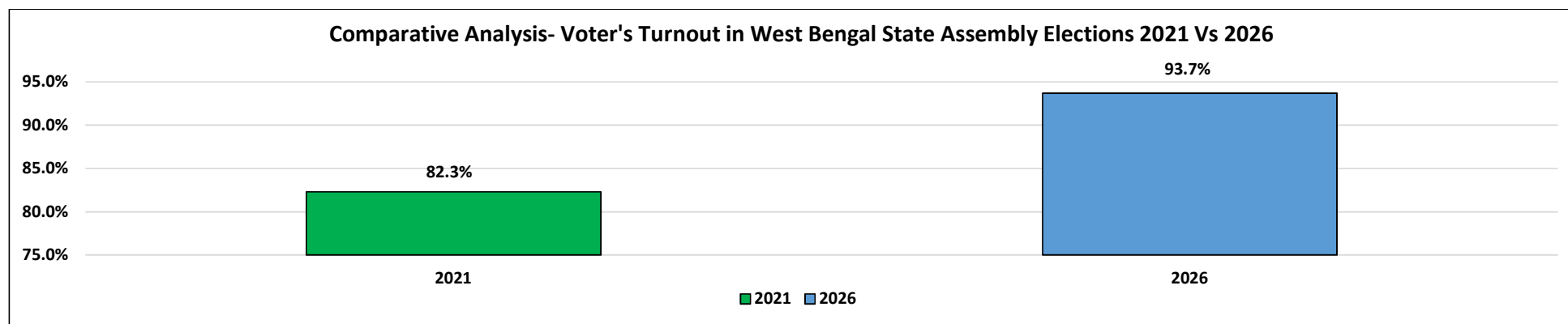


Figure: Comparative Analysis – Voters' Turnout

- **Top 3 Constituencies with Highest Voters' turnout:** The following are the top 3 constituencies with highest voters' turnout in the West Bengal Assembly Elections, 2026

S.No.	Constituency	Total Registered Votes	Total Valid Votes in The Constituency	% of Voters ' Turnout
1	Bhangar	272748	267394	98.04%
2	Canning Purba	246698	241664	97.96%
3	Sitalkuchi	285874	279822	97.88%

Table: Top 3 Constituencies with Highest Voters' turnout

- **3 Constituencies with Lowest Voters' turnout:** The following are the 3 constituencies with lowest voters' turnout in the West Bengal Assembly Elections, 2026

S.No.	Constituency	Total Registered Votes	Total Valid Votes in The Constituency	% of Voters ' Turnout
1	Darjeeling	210995	173807	82.37%
2	Kalimpong	203506	169477	83.28%
3	Kurseong	218103	181833	83.37%

Table: 3 Constituencies with Lowest Voters' turnout

Vote Share of Winner

The percentage of vote share was calculated by dividing the votes polled for the winner by the total number of valid votes polled. The value of vote share represents votes won by the winning candidates among the total number of valid votes polled.

$$\text{Votes Share} = \frac{\text{(Total Votes Polled for Winner)}}{\text{(Total No. of Valid Votes Polled)}}$$

The winners of the West Bengal State Assembly elections, **2026** won by an average of **50.43 %** of total votes polled. In the **2021** elections winners won by an average of **50.16%** of total votes polled.

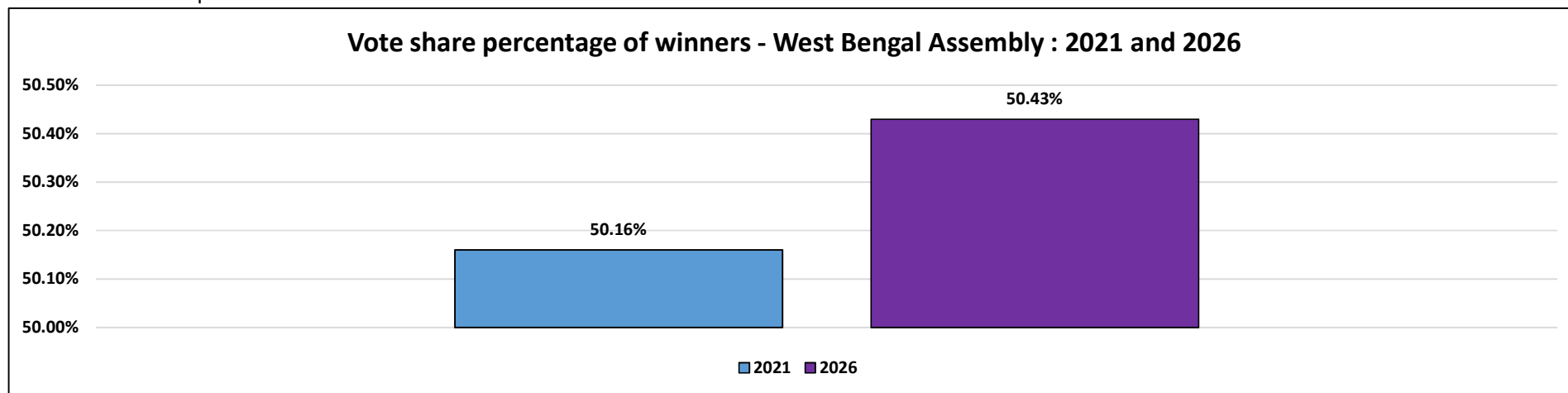


Figure: Vote share percentage of winners – West Bengal Assembly: 2021 and 2026

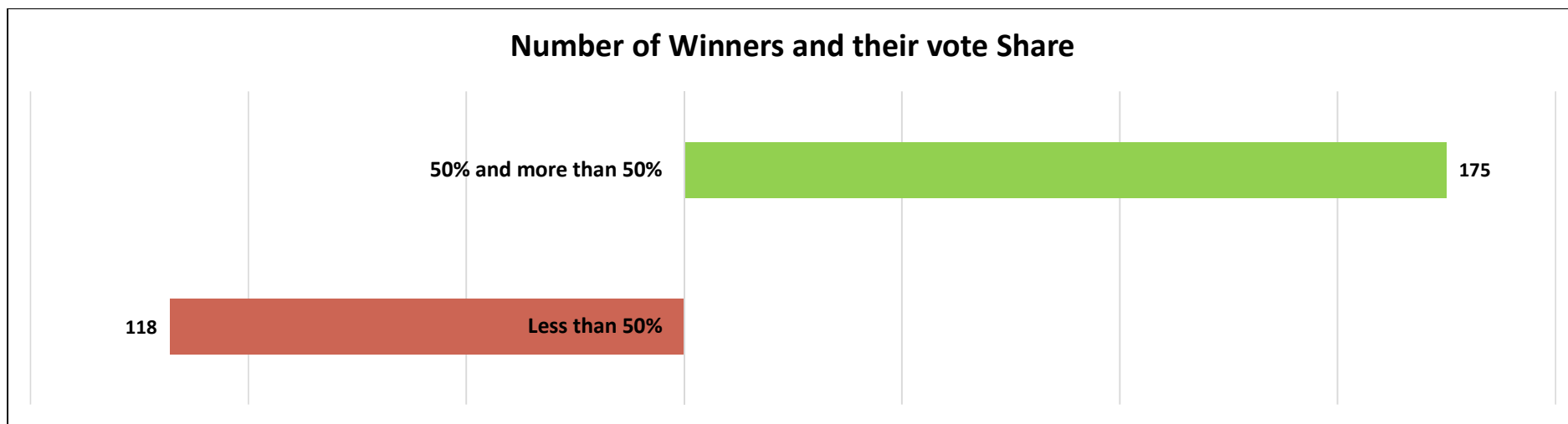


Figure: No. of Winners- Vote Share

- **Winners with highest vote share: 175(60%)** winners won with **50%** and above of the total votes polled in their constituency. The top **3** winners who have attained the highest vote share during the West Bengal State Assembly Elections, 2026 are given below:

S.No.	Winner	Party	Constituency	Total Valid Votes in The Constituency	Votes Polled for Winners	% Vote share for Winner
1	Abdul Khaleque Molla	All India Trinamool Congress	Metiaburuz	180068	124230	68.99%
2	Md Ghulam Rabbani	All India Trinamool Congress	Goalpokhar	183176	122105	66.66%
3	Anandamay Barman	Bharatiya Janata Party	Matigara-Naxalbari	250985	166905	66.50%

Table: Winners with highest vote share

- **Winners with Least Vote Share: 118(40%)** winners won with less than **50%** of the total votes polled in their constituency. **3** winners who have attained the least vote share during the West Bengal Assembly Elections, 2026 are given below:

S.No.	Winner	Party	Constituency	Total Valid Votes in The Constituency	Votes Polled for Winners	% Vote share for Winner
1	Bharat Kumar Jhawar	Bharatiya Janata Party	Beldanga	228591	72872	31.88%
2	Julfikar Ali	Indian National Congress	Raninagar	237202	79423	33.48%
3	Niamot Sheikh	All India Trinamool Congress	Hariharpara	235296	80338	34.14%

Table: Winners with least vote share

Party Wise Vote Share

Party Wise Vote Share (in %)

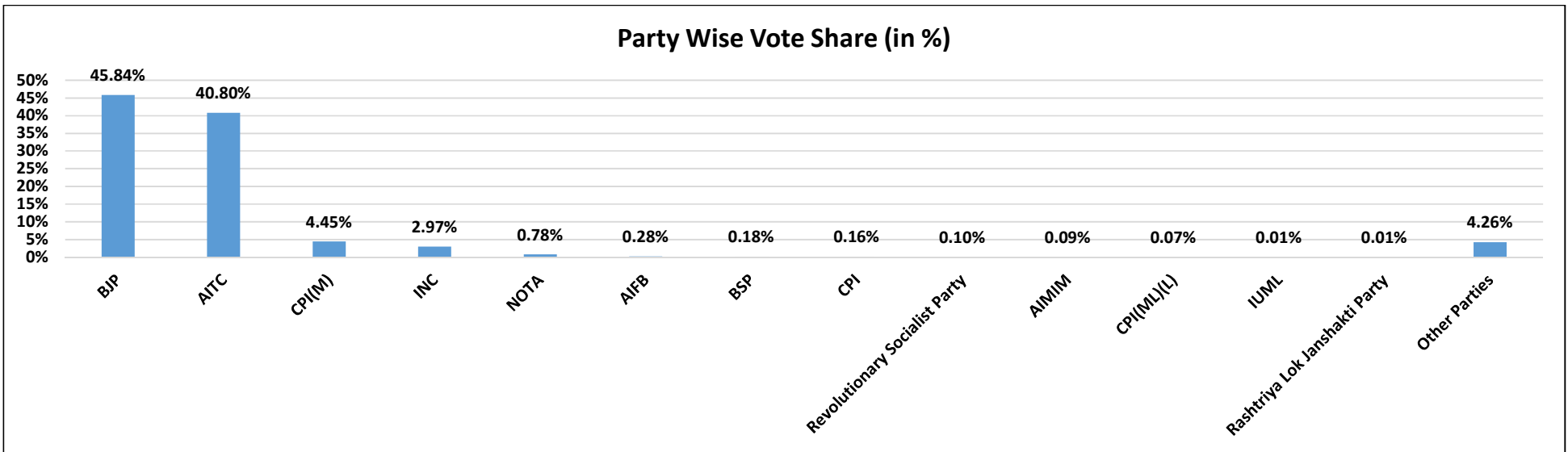


Figure: Party Wise - Vote Share

S.No.	Party	Number of Total Votes Polled for the Party	Percentage of Vote Share
1	BJP	29224804	45.84%
2	AITC	26013377	40.80%
3	CPI(M)	2839067	4.45%
4	INC	1890858	2.97%
5	NOTA	494932	0.78%
6	AIFB	176980	0.28%
7	BSP	117166	0.18%
8	CPI	99223	0.16%
9	Revolutionary Socialist Party	64209	0.10%
10	AIMIM	57253	0.09%
11	CPI(ML)(L)	46399	0.07%
12	IUML	4013	0.01%
13	Rashtriya Lok Janshakti Party	6906	0.01%
14	Other Parties	2717883	4.26%

Table: Party wise vote share

- **Winners with declared criminal cases and their vote share:** 121(63%) out of 191 winners with declared criminal cases have won with a vote share of 50% and above.
- **Winners with clean background and their Vote Share:** 55 (54%) out of 102 winners with clean backgrounds have won with a vote share of 50% and above.

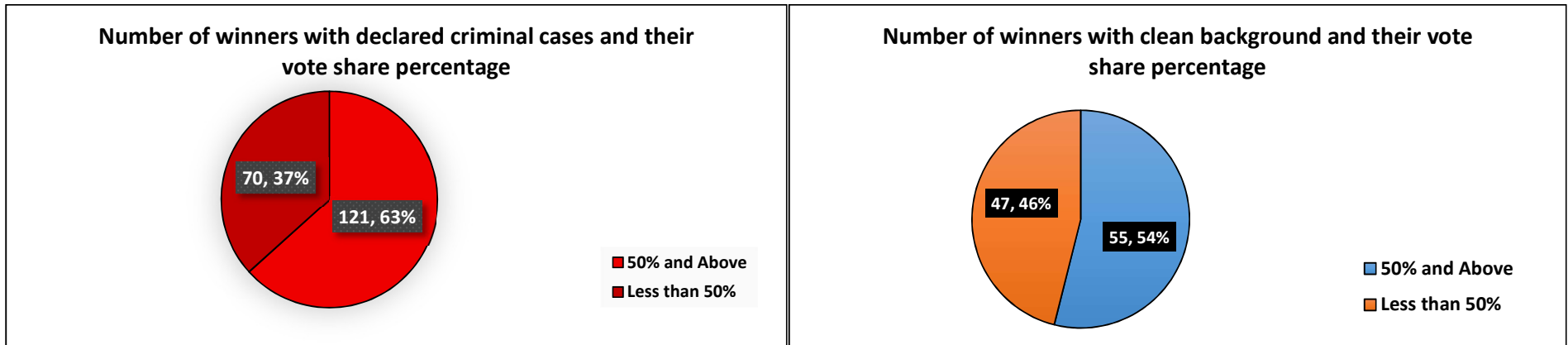


Figure: Vote share of winners with declared criminal cases and clean background winners

- **Crorepati winners and their vote share:** 104(58%) out of 179 crorepati winners analysed have won with a vote share of 50% and above.
- **Non-crorepati winners and their vote share:** 70(61%) out of 114 non-crorepati winners have won with a vote share of 50% and above.

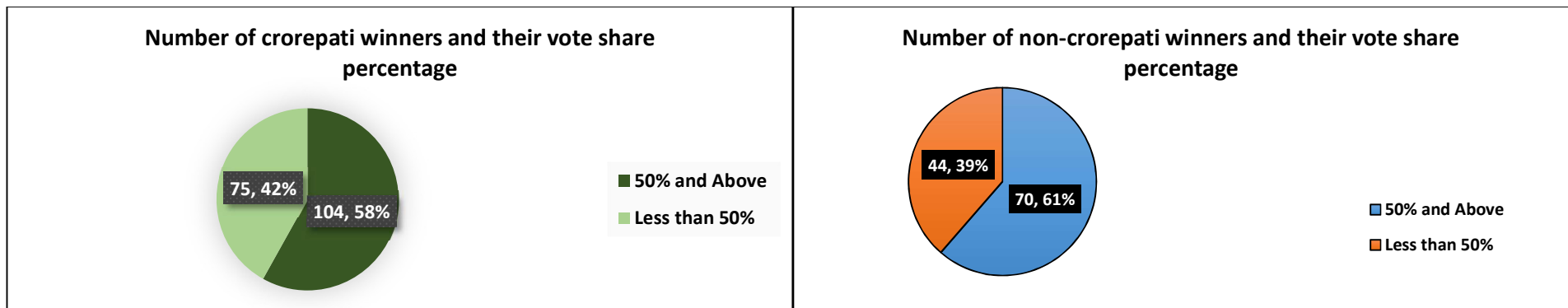


Figure: Vote share of winners with crorepati and non-crorepati winners

Representativeness of Winners

The percentage of representation is calculated by dividing the votes polled for the winner by the electorate i.e. the total number of registered voters. This value represents the percentage of votes won by the winning candidate among the total number of registered voters in the constituency.

$$\text{Representativeness} = \frac{\text{Total Votes polled for Winner}}{\text{Total No. of Registered Voters}}$$

All the winners of the **West Bengal State Assembly Elections, 2026** won with an average of **47.20%** of the total registered voters. This implies that the winners represent on an average, **47.20%** of the total electorate. In the West Bengal State Assembly Elections, 2021 won by an average of **41.29%** of the total registered votes.




Figure – Comparative Analysis- Representativeness of Winners

Margin of Victory for Winners

Margin of Victory = Vote Polled for Winners – Votes Polled for the Runner Up

Winners with Margin of Victory less than 1000 votes: The details of winners with a Margin of Victory less than **1000** votes are given below:

S.No.	Constituency	Total Valid Votes in The Constituency	Winner	Party	Votes Polled for Winners	% Vote share for Winner	Runners Up	Party	Votes Polled for Runners up	% of Votes Polled for Runners up	Margin of Victorys	% Margin of Victory
1	Rajarhat New Town	252560	Piyush Kanodia	Bharatiya Janata Party	106564	42%	Tapash Chatterjee	All India Trinamool Congress	106248	42.07%	316	0%
2	Satgachhia	239370	Agniswar Naskar	Bharatiya Janata Party	111023	46%	Somashree Betal	All India Trinamool Congress	110622	46.21%	401	0%
3	Raina	233245	Subhash Patra	Bharatiya Janata Party	103487	44%	Mandira Dalui	All India Trinamool Congress	102653	44.01%	834	0%
4	Jangipara	232291	Prosenjit Bag	Bharatiya Janata Party	102409	44%	Snehasis Chakraborty	All India Trinamool Congress	101547	43.72%	862	0%
5	Indus	232394	Nirmal Kumar Dhara	Bharatiya Janata Party	108733	47%	Shyamali Roy Bagdi	All India Trinamool Congress	107833	46.40%	900	0%

Table: Winners with Margin of Victory less than 1000 votes

Winners with Margin of Victory more than 40%: The details of Winners with Margin of Victory more than **40%** are given below:

S.No.	Constituency	Total Valid Votes in The Constituency	Winner	Party	Votes Polled for Winners	% Vote share for Winner	Runners Up	Party	Votes Polled for Runners up	% of Votes Polled for Runners up	Margin of Victorys	% Margin of Victory
1	Metiaburuz	180068	Abdul Khaleque Molla	All India Trinamool Congress	124230	69%	Bir Bahadur Singh	Bharatiya Janata Party	36351	20.19%	87879	49%
2	Goalpokhar	183176	Md Ghulam Rabbani	All India Trinamool Congress	122105	67%	Sarajit Biswas	Bharatiya Janata Party	38315	20.92%	83790	46%
3	Matigara-Naxalbari	250985	Anandamay Barman	Bharatiya Janata Party	166905	66%	Shankar Malakar	All India Trinamool Congress	62640	24.96%	104265	42%

Table: Winners with Margin of Victory more than 40%

Winners with Declared Criminal Cases and their Margin of Victory:

- 107 out of 191 winners with declared criminal cases have won against a runner up with a clean background.
- Among these 107 winners, 3 winners have won with more than 30% margin of victory.
- Among these, **Shankar Ghosh (BJP)** from **Siliguri** constituency won with **40%** margin of victory.

Winners with clean background and their Margin of Victory:

- 51 out of 102 winners with clean backgrounds have won against a runner up with declared criminal cases.
- Among these 51 winners, 3 winners have won with more than 25% margin of victory.
- Among these, **Paritosh Das (BJP)** from **Alipurduars** constituency won with **30%** margin of victory.




Figure: Margin of victory of winners with declared criminal cases and clean background winners

Crorepati Winners and their Margin of Victory:

- 62 out of 179 crorepati winners have won against a non-crorepati runners up.
- Among these 62 winners, 4 winners have won with more than 30% margin of victory.
- Among these, **Abdul Khaleque Molla (AITC)** from **Metiaburuz** constituency won with **49%** margin of victory.

Non-crorepati Winners and their Margin of Victory:

- 63 out of 114 non-crorepati winners have won against crorepati runners up.
- Among these 63 winners, 2 winners have won with more than 30% margin of victory.
- Among these, **Tarak Nath Chatterjee (BJP)** from **Krishnanagar Uttar** constituency won with **39%** margin of victory.

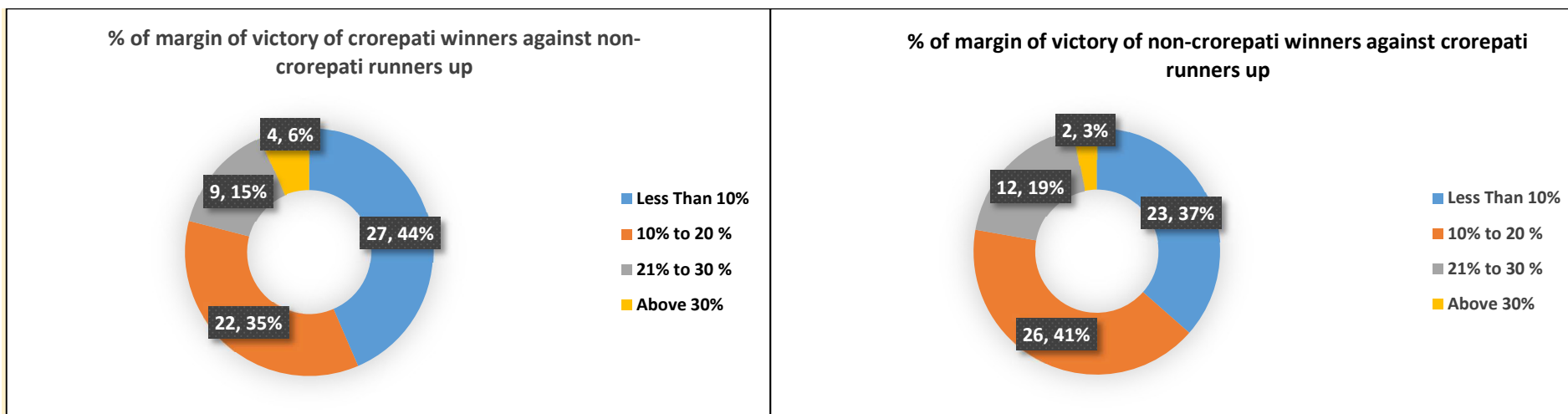


Figure: Margin of victory of crorepati winners and non-crorepati winners

Performance of Women Winners in West Bengal Assembly Elections, 2026

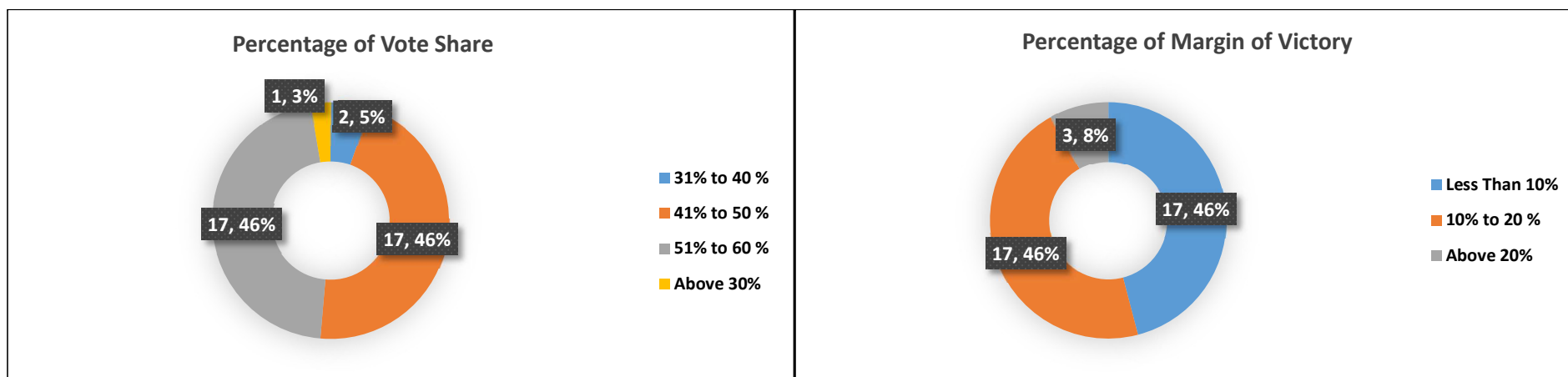


Figure: Performance of Women Winners

- Among the **293** winners, **37** are women.
- All of them won with more than **35%** of vote share in their constituencies.
- Among the women winners, **Sikha Chatterjee (BJP)** from **Dabgram-Fulbari** constituency has won with the highest vote share, i.e. **66%** in her constituency. She has won with **63%** representativeness and **39%** margin of victory.

Performance of Re-elected Winners in West Bengal Assembly Elections, 2026

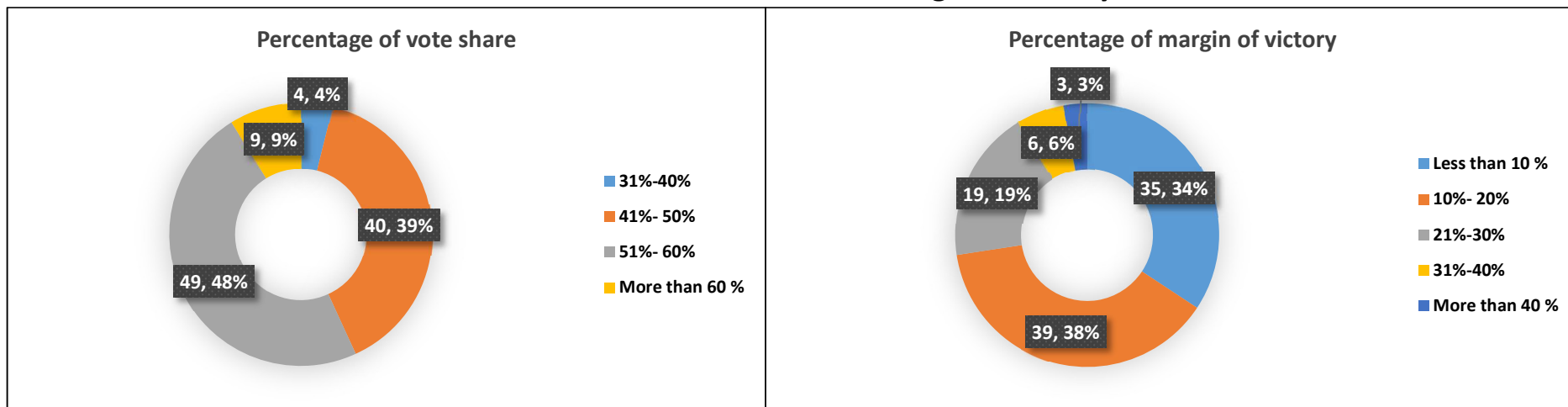


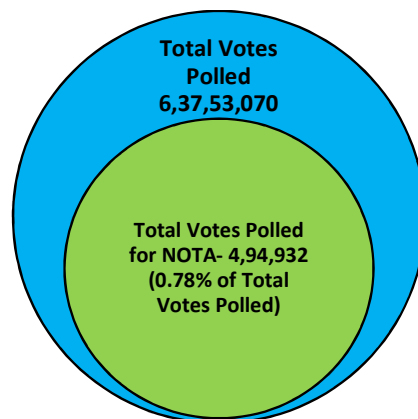
Figure: Performance of Re-Elected Winners

Percentage Range	Vote Share	Margin of Victory
Less than 10 %	0	35
10%- 20%	0	39
21%-30%	0	19
31%-40%	4	6
41%- 50%	40	3
51%- 60%	49	0
More than 60 %	9	0

Table: Performance of Re-Elected Winners

- Out of total **102** re-elected winners, none have won with less than **30%** of vote share in their respective constituencies. **64(63%)** have won with more than **50%** of vote share.
- **35(34%)** re-elected winners have won with less than **10%** margin of victory whereas **3** winners have won with more than **40%** margin of victory.

Details of NOTA



- The NOTA button instated by the ECI in 2013 gave the voters an option of rejecting all the candidates in their constituency. Out of **6,37,53,070** votes polled in 2026 **West Bengal Assembly Elections**, **4,94,932 (0.78%)** were polled for NOTA.
- The top ten constituencies with highest votes polled for NOTA are as follows:

S.No.	Constituency	Total Valid Votes in The Constituency	Votes Polled for Winners	% Vote share for Winner	Votes Polled for Runners up	% of Votes Polled for Runners up	Votes Polled for NOTA	Votes Polled for NOTA %
1	Ketugram	219183	111104	51%	83494	38.09%	4034	1.84%
2	Onda	246292	128296	52%	96573	39.21%	3963	1.61%
3	Ranibandh	236828	131145	55%	78876	33.31%	3884	1.64%
4	Bardhaman Uttar	247932	112688	45%	106228	42.85%	3771	1.52%
5	Bolpur	246339	114915	47%	101727	41.30%	3554	1.44%
6	Bankura	239331	136992	57%	82815	34.60%	3533	1.48%
7	Mangalkot	219247	104020	47%	91297	41.64%	3423	1.56%
8	Bhatar	214694	98820	46%	92292	42.99%	3252	1.51%
9	Joypur	233203	104668	45%	82450	35.36%	3239	1.39%
10	Raghunathpur	234431	127628	54%	83569	35.65%	3201	1.37%

Table: Top 10 Constituencies with highest votes polled for NOTA

Vote Share and Representativeness of Winners in West Bengal Assembly Elections 2026

S.No.	Constituency	Total Electors	Total Valid Votes in The Constituency	Winner	Party	Votes Polled for Winners	% Vote share for Winner	% of Representativeness
1	METIABURUZ	189557	180068	ABDUL KHALEQUE MOLLA	All India Trinamool Congress	124230	68.99%	65.54%
2	DABGRAM-FULBARI	264767	251889	SIKHA CHATTERJEE	Bharatiya Janata Party	166300	66.02%	62.81%
3	MATIGARA-NAXALBARI	270154	250985	ANANDAMAY BARMAN	Bharatiya Janata Party	166905	66.50%	61.78%
4	ENGLISH BAZAR	249659	234560	AMLAN BHADURI (BURO)	Bharatiya Janata Party	154096	65.70%	61.72%
5	KRISHNANAGAR UTTAR	217296	202057	TARAK NATH CHATTERJEE	Bharatiya Janata Party	133211	65.93%	61.30%
6	GOALPOKHAR	199566	183176	MD GHULAM RABBANI	All India Trinamool Congress	122105	66.66%	61.19%
7	RAIGANJ	174464	164804	KOUSHIK CHOWDHURY	Bharatiya Janata Party	105561	64.05%	60.51%
8	CANNING PURBA	246698	241664	MD BAHARUL ISLAM	All India Trinamool Congress	148687	61.53%	60.27%
9	SILIGURI	201008	183573	SHANKAR GHOSH	Bharatiya Janata Party	120760	65.78%	60.08%
10	HABIBPUR	238515	227613	JOYEL MURMU	Bharatiya Janata Party	142062	62.41%	59.56%
11	KALIAGANJ	268580	258225	UTPAL BRAHMACHARO	Bharatiya Janata Party	158349	61.32%	58.96%
12	KOLKATA PORT	171825	154702	FIRHAD HAKIM	All India Trinamool Congress	101226	65.43%	58.91%
13	COOCHBEHAR UTTAR	264197	254175	SUKUMAR RAY	Bharatiya Janata Party	155327	61.11%	58.79%
14	ALIPURDUARS	245304	232466	PARITOSH DAS	Bharatiya Janata Party	143242	61.62%	58.39%
15	MATHABHANGA	249135	241845	NISHITH PRAMANIK	Bharatiya Janata Party	143340	59.27%	57.54%
16	BALLYGUNGE	188988	167384	SOBHANDEB CHATTOPADHYAY	All India Trinamool Congress	108481	64.81%	57.40%
17	BALURGHAT	167310	158296	BIDYUT KUMAR ROY	Bharatiya Janata Party	95697	60.45%	57.20%
18	JALPAIGURI	251217	237856	ANANTA DEB ADHIKARY	Bharatiya Janata Party	142987	60.11%	56.92%
19	MAYNAGURI	259205	251447	DALIM CHANDRA ROY	Bharatiya Janata Party	147403	58.62%	56.87%

S.No.	Constituency	Total Electors	Total Valid Votes in The Constituency	Winner	Party	Votes Polled for Winners	% Vote share for Winner	% of Representativeness
20	KULTALI	261761	253551	GANESH CHANDRA MONDAL	All India Trinamool Congress	146435	57.75%	55.94%
21	RANAGHAT UTTAR PASCHIM	233327	217135	PARTHA SARATHI CHATTERJEE(BABU)	Bharatiya Janata Party	129046	59.43%	55.31%
22	BUDGE BUDGE	230052	218093	ASHOK KUMAR DEB	All India Trinamool Congress	127091	58.27%	55.24%
23	CHOPRA	219393	211163	HAMIDUL RAHAMAN	All India Trinamool Congress	120986	57.30%	55.15%
24	RANAGHAT DAKSHIN	254197	232685	ASHIM KUMAR BISWAS	Bharatiya Janata Party	140010	60.17%	55.08%
25	KUMARGRAM	260288	246827	MANOJ KUMAR ORAON	Bharatiya Janata Party	143044	57.95%	54.96%
26	KRISHNAGANJ	254486	232467	SUKANTA BISWAS	Bharatiya Janata Party	139838	60.15%	54.95%
27	FALAKATA	245799	235953	DIPAK BARMAN	Bharatiya Janata Party	134370	56.95%	54.67%
28	GAIGHATA	223535	209201	SUBRATA THAKUR	Bharatiya Janata Party	121322	57.99%	54.27%
29	PHANSIDEWA	217918	207732	DURGA MURMU	Bharatiya Janata Party	118241	56.92%	54.26%
30	TAPAN	195260	186702	BUDHRAI TUDU	Bharatiya Janata Party	105780	56.66%	54.17%
31	GOGHAT	248328	234321	PRASANTA DIGAR	Bharatiya Janata Party	134498	57.40%	54.16%
32	RANAGHAT UTTAR PURBA	233552	211396	ASHIM BISWAS	Bharatiya Janata Party	126235	59.71%	54.05%
33	PURSURAH	259825	240924	BIMAN GHOSH	Bharatiya Janata Party	138821	57.62%	53.43%
34	ISLAMPUR	202385	185961	AGARWAL KANAIA LAL	All India Trinamool Congress	108117	58.14%	53.42%
35	KESHPUR	268213	253963	SEULI SAHA	All India Trinamool Congress	143123	56.36%	53.36%
36	MALDAHA	231841	220797	GOPAL CHANDRA SAHA	Bharatiya Janata Party	123656	56.00%	53.34%
37	BASANTI	240362	231860	NILIMA MISTRY BISHAL	All India Trinamool Congress	127495	54.99%	53.04%
38	MEKLIANJ	224781	218859	DADHIRAM RAY	Bharatiya Janata Party	119109	54.42%	52.99%
39	NATABARI	240383	232716	GIRIJA SHANKAR RAY	Bharatiya Janata Party	126911	54.53%	52.80%

S.No.	Constituency	Total Electors	Total Valid Votes in The Constituency	Winner	Party	Votes Polled for Winners	% Vote share for Winner	% of Representativeness
40	ENTALLY	179088	165207	SANDIPAN SAHA	All India Trinamool Congress	94427	57.16%	52.73%
41	MADARIHAT	194663	176753	LAXUMAN LIMBU	Bharatiya Janata Party	102488	57.98%	52.65%
42	TALDANGRA	236732	219936	SOUVIK PATRA	Bharatiya Janata Party	124537	56.62%	52.61%
43	BANGAON UTTAR	226988	211344	ASHOK KIRTANIA	Bharatiya Janata Party	119317	56.46%	52.57%
44	BHATPARA	117493	106314	PAWAN KUMAR SINGH	Bharatiya Janata Party	61683	58.02%	52.50%
45	HALDIA	252092	239446	PRADIP KUMAR BIJALI	Bharatiya Janata Party	132183	55.20%	52.43%
46	MAGRAHAT PASCHIM	217102	205362	MD. SAMIM AHAMED MOLLA	All India Trinamool Congress	113834	55.43%	52.43%
47	GANGARAMPUR	200464	192823	SATYENDRA NATH ROY	Bharatiya Janata Party	105083	54.50%	52.42%
48	BANKURA	261565	239331	NILADRI SEKHAR DANA	Bharatiya Janata Party	136992	57.24%	52.37%
49	CHANCHAL	244678	234409	PRASUN BANERJEE	All India Trinamool Congress	128014	54.61%	52.32%
50	KHEJURI	248386	236328	SUBRATA PAIK	Bharatiya Janata Party	129875	54.96%	52.29%
51	BALAGARH	240491	226031	SUMANA SARKAR	Bharatiya Janata Party	125624	55.58%	52.24%
52	BANGAON DAKSHIN	228861	212191	SWAPAN MAJUMDER	Bharatiya Janata Party	119399	56.27%	52.17%
53	DHUPGURI	258677	248496	NARESH ROY	Bharatiya Janata Party	134798	54.25%	52.11%
54	CHHATNA	242884	221957	SATYANARAYAN MUKHOPADHYAY	Bharatiya Janata Party	125972	56.76%	51.87%
55	KANTHI DAKSHIN	228412	212835	ARUP KUMAR DAS	Bharatiya Janata Party	118219	55.54%	51.76%
56	SANTIPUR	227916	214973	SWAPAN KUMAR DAS	Bharatiya Janata Party	117941	54.86%	51.75%
57	KALCHINI	222332	202607	BISHAL LAMA	Bharatiya Janata Party	114759	56.64%	51.62%
58	GAZOLE	255389	243885	CHINMOY DEB BARMAN	Bharatiya Janata Party	131541	53.94%	51.51%
59	TUFANGANJ	238111	230829	MALATI RAVA ROY	Bharatiya Janata Party	122525	53.08%	51.46%
60	RANIBANDH	255198	236828	KSHUDIRAM TUDU	Bharatiya Janata Party	131145	55.38%	51.39%

S.No.	Constituency	Total Electors	Total Valid Votes in The Constituency	Winner	Party	Votes Polled for Winners	% Vote share for Winner	% of Representativeness
61	CHAKDAHA	224671	210720	BANKIM CHANDRA GHOSH	Bharatiya Janata Party	115433	54.78%	51.38%
62	JHARGRAM	235603	220940	LAKSHMI KANTA SAU	Bharatiya Janata Party	120877	54.71%	51.31%
63	MEDINIPUR	260610	244086	SANKAR KUMAR GUCHHAIT	Bharatiya Janata Party	133041	54.51%	51.05%
64	PURULIA	252313	230653	SUDIP KUMAR MUKHERJEE	Bharatiya Janata Party	128454	55.69%	50.91%
65	DUBRAJPUR	231802	220193	ANUP KUMAR SAHA	Bharatiya Janata Party	117437	53.33%	50.66%
66	COOCHBEHAR DAKSHIN	214440	205413	RATHINDRA BOSE	Bharatiya Janata Party	108482	52.81%	50.59%
67	CANNING PASCHIM	238344	230686	PARESH RAM DAS	All India Trinamool Congress	120548	52.26%	50.58%
68	SITALKUCHI	285874	279822	SABITRI BARMAN	Bharatiya Janata Party	144367	51.59%	50.50%
69	BISHNUPUR	220848	207478	SHUKLA CHATTERJEE	Bharatiya Janata Party	111082	53.54%	50.30%
70	GOPIBALLAVPUR	228063	213383	RAJESH MAHATA	Bharatiya Janata Party	114683	53.75%	50.29%
71	BALARAMPUR	235710	219946	JALADHAR MAHATO	Bharatiya Janata Party	118421	53.84%	50.24%
72	BAGDA	241642	217223	SOMA THAKUR	Bharatiya Janata Party	121307	55.84%	50.20%
73	RAGHUNATHPUR	254449	234431	MAMONI BAURI	Bharatiya Janata Party	127628	54.44%	50.16%
74	ASANSOL DAKSHIN	239405	215792	AGNIMITRA PAUL	Bharatiya Janata Party	119582	55.42%	49.95%
75	HABRA	209653	198737	DEBDAS MONDAL	Bharatiya Janata Party	104645	52.66%	49.91%
76	PANCHLA	248515	235163	GULSAN MULLICK	All India Trinamool Congress	123967	52.72%	49.88%
77	CHUNCHURA	276244	255204	SUBIR NAG	Bharatiya Janata Party	137704	53.96%	49.85%
78	DOMJUR	269344	254187	TAPAS MAITY	All India Trinamool Congress	134036	52.73%	49.76%
79	BARJORA	252205	235362	BILLESWAR SINHA	Bharatiya Janata Party	125419	53.29%	49.73%
80	KHARAGPUR SADAR	180764	161661	DILIP GHOSH	Bharatiya Janata Party	89885	55.60%	49.73%
81	DINHATA	278074	267925	AJAY RAY	Bharatiya Janata Party	138255	51.60%	49.72%
82	TAMLUK	274816	256930	HARE KRISHNA BERA	Bharatiya Janata Party	136566	53.15%	49.69%
83	CHOWRANGEE	126715	110122	BANDYOPADHYAY NAYNA	All India Trinamool Congress	62938	57.15%	49.67%

S.No.	Constituency	Total Electors	Total Valid Votes in The Constituency	Winner	Party	Votes Polled for Winners	% Vote share for Winner	% of Representativeness
84	NANDAKUMAR	264738	249316	KHANRA NIRMAL	Bharatiya Janata Party	131476	52.73%	49.66%
85	CHANDRAKONA	283081	264690	SUKANTA DOLUI	Bharatiya Janata Party	140517	53.09%	49.64%
86	KATULPUR	254394	240253	LAKSHMI KANTA MAJUMDAR	Bharatiya Janata Party	126241	52.55%	49.62%
87	RAIPUR	224609	210215	KSHETRAMOHAN HANSDA	Bharatiya Janata Party	111443	53.01%	49.62%
88	TARAKESWAR	235634	221578	SANTU PAN	Bharatiya Janata Party	116901	52.76%	49.61%
89	RAJGANJ	231186	224379	DINESH SARKAR	Bharatiya Janata Party	114657	51.10%	49.60%
90	KALYANI	230939	215506	ANUPAM BISWAS	Bharatiya Janata Party	114469	53.12%	49.57%
91	BISHNUPUR	268346	250592	DILIP MONDAL	All India Trinamool Congress	132647	52.93%	49.43%
92	BHAGABANPUR	264293	247653	SANTANU PRAMANIK	Bharatiya Janata Party	130586	52.73%	49.41%
93	PANSKURA PASCHIM	279248	258432	SINTU SENAPATI	Bharatiya Janata Party	137919	53.37%	49.39%
94	SONARPUR DAKSHIN	261143	246393	RUPA GANGULY	Bharatiya Janata Party	128970	52.34%	49.39%
95	BARUIPUR PURBA	245159	237319	BIVAS SARDAR	All India Trinamool Congress	120987	50.98%	49.35%
96	SALTORA	233527	218491	CHANDANA BAURI	Bharatiya Janata Party	115180	52.72%	49.32%
97	KANTHI UTTAR	263871	249421	SUMITA SINHA	Bharatiya Janata Party	130088	52.16%	49.30%
98	DEBRA	232197	217323	SUBHASHIS OM	Bharatiya Janata Party	114463	52.67%	49.30%
99	SURI	252420	238504	JAGANNATH CHATTOPADHYAY	Bharatiya Janata Party	124243	52.09%	49.22%
100	CHANDIPUR	256364	241957	PIJUSH KANTI DAS	Bharatiya Janata Party	126047	52.09%	49.17%
101	BELEGHATA	190746	174108	KUNAL KUMAR GHOSH	All India Trinamool Congress	93757	53.85%	49.15%
102	KULTI	210912	190239	AJAY KUMAR PODDAR	Bharatiya Janata Party	103570	54.44%	49.11%
103	GOSABA	221427	211328	BIKARNA NASKAR	Bharatiya Janata Party	108492	51.34%	49.00%
104	MALATIPUR	212732	202035	ABDUR RAHIM BOXI	All India Trinamool Congress	104123	51.54%	48.95%
105	SONAMUKHI	236292	221852	DIBAKAR GHARAMI	Bharatiya Janata Party	115549	52.08%	48.90%
106	RAMNAGAR	269545	244842	DR. CHANDRA SEKHAR MONDAL	Bharatiya Janata Party	131808	53.83%	48.90%

S.No.	Constituency	Total Electors	Total Valid Votes in The Constituency	Winner	Party	Votes Polled for Winners	% Vote share for Winner	% of Representativeness
107	KALNA	226568	213233	SIDDHARTHA MAJUMDAR	Bharatiya Janata Party	110790	51.96%	48.90%
108	EGRA	291907	269373	ADHIKARI DIBYENDU	Bharatiya Janata Party	142670	52.96%	48.88%
109	KRISHNANAGAR DAKSHIN	210686	197084	SADHAN GHOSH	Bharatiya Janata Party	102862	52.19%	48.82%
110	ONDA	263110	246292	AMARNATH SHAKHA	Bharatiya Janata Party	128296	52.09%	48.76%
111	GARBETA	233655	222049	PRADIP LODHA	Bharatiya Janata Party	113752	51.23%	48.68%
112	DIAMOND HARBOUR	245251	232238	PANNA LAL HALDER	All India Trinamool Congress	119320	51.38%	48.65%
113	SAPTAGRAM	210597	196584	SWARAJ GHOSH	Bharatiya Janata Party	102414	52.10%	48.63%
114	ARAMBAG	253519	235875	BAG HEMANTA	Bharatiya Janata Party	123000	52.15%	48.52%
115	BARDHAMAN DAKSHIN	222117	204823	MOUMITA BISWAS MISRA	Bharatiya Janata Party	107754	52.61%	48.51%
116	NARAYANGARH	239375	225543	GIRI RAMAPRASAD	Bharatiya Janata Party	116050	51.45%	48.48%
117	PINGLA	256233	242754	SWAGATA MANNA	Bharatiya Janata Party	124189	51.16%	48.47%
118	SHYAMPUR	259440	244669	DR. HIRANMOY CHATTOPADHYAYA (HIRAAN)	Bharatiya Janata Party	125651	51.36%	48.43%
119	BINPUR	221524	208079	DR. PRANAT TUDU	Bharatiya Janata Party	107238	51.54%	48.41%
120	BARASAT	252684	236603	SANKAR CHATTERJEE	Bharatiya Janata Party	122171	51.64%	48.35%
121	HAROA	243479	237469	ABDUL MATIN MUHAMMAD	All India Trinamool Congress	117591	49.52%	48.30%
122	JAGTDAL	196204	183193	DR. RAJESH KUMAR	Bharatiya Janata Party	94351	51.50%	48.09%
123	BIDHANNAGAR	203960	177484	SHARADWAT MUKHERJEE	Bharatiya Janata Party	97979	55.20%	48.04%
124	PARA	236360	215946	NADIAR CHAND BOURI	Bharatiya Janata Party	113488	52.55%	48.01%
125	DURGAPUR PASCHIM	238974	216774	LAKSHMAN CHANDRA GHORUI	Bharatiya Janata Party	114729	52.93%	48.01%
126	REJINAGAR	257373	239295	HUMAYUN KABIR	Aam Janata Unnayan party	123536	51.62%	48.00%

S.No.	Constituency	Total Electors	Total Valid Votes in The Constituency	Winner	Party	Votes Polled for Winners	% Vote share for Winner	% of Representativeness
127	SANDESHKHALI	223320	216180	SANAT SARDAR	Bharatiya Janata Party	107189	49.58%	48.00%
128	MAHESHTALA	243529	229791	SUBHASIS DAS	All India Trinamool Congress	116811	50.83%	47.97%
129	MAHISADAL	253752	238188	SUBHAS CHANDRA PANJA	Bharatiya Janata Party	121584	51.05%	47.91%
130	MOYNA	265481	246333	ASHOKE DINDA	Bharatiya Janata Party	127166	51.62%	47.90%
131	HARINGHATA	225582	212756	ASIM KUMAR SARKAR	Bharatiya Janata Party	107900	50.72%	47.83%
132	SUJAPUR	236585	227125	SABINA YEASMIN	All India Trinamool Congress	112795	49.66%	47.68%
133	PURBASTHALI DAKSHIN	232857	220056	PRAN KRISHNA TAPADAR	Bharatiya Janata Party	111004	50.44%	47.67%
134	NANDIGRAM	267174	252722	ADHIKARI SUVENDU	Bharatiya Janata Party	127301	50.37%	47.65%
135	KESHIARY	238855	223842	BHADRA HEMRAM	Bharatiya Janata Party	113713	50.80%	47.61%
136	JAYNAGAR	227343	219107	BISWANATH DAS	All India Trinamool Congress	108194	49.38%	47.59%
137	SINGUR	237516	222573	ARUP KUMAR DAS	Bharatiya Janata Party	113008	50.77%	47.58%
138	GHATAL	276794	242025	SITAL KAPAT	Bharatiya Janata Party	131550	54.35%	47.53%
139	SALBONI	279613	266475	BIMAN MAHATA	Bharatiya Janata Party	132856	49.86%	47.51%
140	KATWA	257343	239536	KRISHNA GHOSH	Bharatiya Janata Party	122020	50.94%	47.42%
141	KETUGRAM	234702	219183	ANADI GHOSH	Bharatiya Janata Party	111104	50.69%	47.34%
142	HARISCHANDRAPUR	239042	227099	MD. MATIBUR RAHAMAN	All India Trinamool Congress	113104	49.80%	47.32%
143	MAYURESWAR	226302	213473	DUDH KUMAR MONDAL	Bharatiya Janata Party	107056	50.15%	47.31%
144	KUSHMANDI	206031	199526	TAPAS CHANDRA ROY	Bharatiya Janata Party	97437	48.83%	47.29%
145	KHANAKUL	268692	237135	SUSANTA GHOSH	Bharatiya Janata Party	126729	53.44%	47.17%
146	BHAGABANGOLA	224767	218216	REYAT HOSSAIN SARKAR	All India Trinamool Congress	105997	48.57%	47.16%
147	NABADWIP	230481	218181	SRUTISEKHAR GOSWAMI	Bharatiya Janata Party	108631	49.79%	47.13%
148	PATASHPUR	247529	232048	TAPAN MAITY	Bharatiya Janata Party	116589	50.24%	47.10%

S.No.	Constituency	Total Electors	Total Valid Votes in The Constituency	Winner	Party	Votes Polled for Winners	% Vote share for Winner	% of Representativeness
149	MANBAZAR	255913	236467	MAYNA MURMU	Bharatiya Janata Party	120487	50.95%	47.08%
150	MAL	238092	224453	SUKRA MUNDA	Bharatiya Janata Party	112095	49.94%	47.08%
151	BASIRHAT UTTAR	245638	238563	MD. TAUSEFFUR RAHMAN	All India Trinamool Congress	115503	48.42%	47.02%
152	DHANEKHALI	262844	247691	ASIMA PATRA	All India Trinamool Congress	123462	49.85%	46.97%
153	SITAI	273362	265319	SANGITA ROY	All India Trinamool Congress	128188	48.31%	46.89%
154	BANDWAN	286171	266178	LABSEN BASKEY	Bharatiya Janata Party	134080	50.37%	46.85%
155	NAGRAKATA	220932	203963	PUNA BHENGRA	Bharatiya Janata Party	103478	50.73%	46.84%
156	HEMTABAD	246863	239372	HARIPADA BARMAN	Bharatiya Janata Party	115529	48.26%	46.80%
157	RASHBEHARI	158586	138814	DASGUPTA SWAPAN	Bharatiya Janata Party	74123	53.40%	46.74%
158	DANTAN	236370	218374	AJIT KUMAR JANA	Bharatiya Janata Party	110259	50.49%	46.65%
159	MAGRAHAT PURBA	232718	222178	SARMISTHA PURKAIT	All India Trinamool Congress	108412	48.80%	46.59%
160	SAGAR	274488	258107	SUMANTA MANDAL	Bharatiya Janata Party	127802	49.52%	46.56%
161	MANIKCHAK	236535	225363	GOUR CHANDRA MANDAL	Bharatiya Janata Party	110118	48.86%	46.55%
162	HINGALGANJ	215357	207071	REKHA PATRA	Bharatiya Janata Party	100207	48.39%	46.53%
163	KHARDAHA	210105	196505	KALYAN CHAKRABORTI	Bharatiya Janata Party	97752	49.75%	46.53%
164	SABANG	274846	257340	AMAL KUMAR PANDA	Bharatiya Janata Party	127783	49.66%	46.49%
165	PURBASTHALI UTTAR	239934	224880	GOPAL CHATTOPADHYAY	Bharatiya Janata Party	111379	49.53%	46.42%
166	BAISNABNAGAR	234158	224839	RAJU KARMAKAR	Bharatiya Janata Party	108692	48.34%	46.42%
167	BHANGAR	272748	267394	MD NAW SAD SIDDIQUE	All India Secular Front	126555	47.33%	46.40%
168	ITAHAR	211669	204159	MOSARAF HUSSEN	All India Trinamool Congress	98172	48.09%	46.38%
169	KASHIPUR	229972	211974	KAMALA KANTA HANSDA	Bharatiya Janata Party	106571	50.28%	46.34%
170	PANIHATI	189867	174984	RATNA DEBNATH	Bharatiya Janata Party	87977	50.28%	46.34%

S.No.	Constituency	Total Electors	Total Valid Votes in The Constituency	Winner	Party	Votes Polled for Winners	% Vote share for Winner	% of Representativeness
171	RAJARHAT GOPALPUR	218980	195730	TARUNJYOTI TEWARI	Bharatiya Janata Party	101277	51.74%	46.25%
172	ULUBERIA DAKSHIN	237104	226271	PULAK ROY	All India Trinamool Congress	109649	48.46%	46.25%
173	UDAYNARAYANPUR	229303	213603	SAMIR KUMAR PANJA	All India Trinamool Congress	105802	49.53%	46.14%
174	BHABANIPUR	160563	139413	ADHIKARI SUVENDU	Bharatiya Janata Party	73917	53.02%	46.04%
175	MURSHIDABAD	248676	237534	GOURI SANKAR GHOSH	Bharatiya Janata Party	114443	48.18%	46.02%
176	MANIKTALA	165961	150722	TAPAS ROY	Bharatiya Janata Party	76370	50.67%	46.02%
177	SHIBPUR	195103	181323	RUDRANIL GHOSH	Bharatiya Janata Party	89615	49.42%	45.93%
178	DURGAPUR PURBA	237454	214802	CHANDRA SEKHAR BANERJEE	Bharatiya Janata Party	108888	50.69%	45.86%
179	NAKASHIPARA	219401	205920	SANTANU DEY	Bharatiya Janata Party	100600	48.85%	45.85%
180	JAMURIA	196678	181594	DR. BIJAN MUKHERJEE	Bharatiya Janata Party	90150	49.64%	45.84%
181	KUMARGANJ	180629	173869	TORAF HOSSAIN MANDAL	All India Trinamool Congress	82791	47.62%	45.83%
182	BARRACKPUR	171212	154918	KAUSTUV BAGCHI	Bharatiya Janata Party	78466	50.65%	45.83%
183	PANSKURA PURBA	238674	220737	SUBRATA MAITY(RANA)	Bharatiya Janata Party	109264	49.50%	45.78%
184	SHYAMPUKUR	131890	116768	PURNIMA CHAKRABORTY	Bharatiya Janata Party	60248	51.60%	45.68%
185	AUSGRAM	236132	225886	KALITA MAJI	Bharatiya Janata Party	107692	47.68%	45.61%
186	RAMPURHAT	245490	233723	DHRUBA SAHA	Bharatiya Janata Party	111920	47.89%	45.59%
187	SAINTHIA	252442	241175	KRISHNA KANTA SAHA	Bharatiya Janata Party	115054	47.71%	45.58%
188	DUM DUM	217724	198098	ARIJIT BAKSHI	Bharatiya Janata Party	99181	50.07%	45.55%
189	BAGNAN	230726	218406	ARUNAVA SEN	All India Trinamool Congress	105060	48.10%	45.53%
190	PATHARPRATIMA	257862	246059	SAMIR KUMAR JANA	All India Trinamool Congress	117164	47.62%	45.44%
191	BARABANI	202090	185274	ARIJIT ROY	Bharatiya Janata Party	91777	49.54%	45.41%

S.No.	Constituency	Total Electors	Total Valid Votes in The Constituency	Winner	Party	Votes Polled for Winners	% Vote share for Winner	% of Representativeness
192	GALSI	244138	232345	RAJU PATRA	Bharatiya Janata Party	110640	47.62%	45.32%
193	BIJPUR	158512	144886	SUDIPTA DAS	Bharatiya Janata Party	71799	49.56%	45.30%
194	NAIHATI	171184	157664	SUMITRO CHATTERJEE	Bharatiya Janata Party	77484	49.15%	45.26%
195	LABPUR	235224	223002	DEBASIS OJHA (HAKU DA)	Bharatiya Janata Party	106402	47.71%	45.23%
196	KAKDWIP	241891	231303	DIPANKAR JANA	Bharatiya Janata Party	109373	47.29%	45.22%
197	RANIGANJ	216243	196484	PARTHA GHOSH	Bharatiya Janata Party	97416	49.58%	45.05%
198	HOWRAH UTTAR	150110	133063	UMESH RAI	Bharatiya Janata Party	67539	50.76%	44.99%
199	KHARAGPUR	218527	208560	DINEN ROY	All India Trinamool Congress	98320	47.14%	44.99%
200	BARUIPUR PASCHIM	233239	221031	BIMAN BANERJEE	All India Trinamool Congress	104781	47.41%	44.92%
201	DASPUR	296256	252047	TAPAN KUMAR DUTTA	Bharatiya Janata Party	133071	52.80%	44.92%
202	BAGHMUNDI	250978	230137	RAHIDAS MAHATO	Bharatiya Janata Party	112663	48.95%	44.89%
203	MANGALKOT	232205	219247	SHISHIR GHOSH	Bharatiya Janata Party	104020	47.44%	44.80%
204	HOWRAH MADHYA	214910	193459	ARUP ROY	All India Trinamool Congress	95948	49.60%	44.65%
205	KHANDAGHOSH	233783	223246	NABIN CHANDRA BAG	All India Trinamool Congress	104183	46.67%	44.56%
206	MONTESWAR	216968	204165	SAIKAT PANJA	Bharatiya Janata Party	96559	47.29%	44.50%
207	NANOR	269616	253119	BIDHAN CHANDRA MAJHI	All India Trinamool Congress	119910	47.37%	44.47%
208	BEHALA PURBA	259876	234687	SANKAR SIKDER	Bharatiya Janata Party	115502	49.22%	44.45%
209	NAYAGRAM	227076	207713	AMIYA KISKU	Bharatiya Janata Party	100857	48.56%	44.42%
210	RAIDIGHI	267926	257773	TAPAS MONDAL S/O-SHIBPRASAD MONDAL	All India Trinamool Congress	118991	46.16%	44.41%
211	MEMARI	239719	227492	MANAB GUHA	Bharatiya Janata Party	106428	46.78%	44.40%
212	KASBA	265693	241206	AHMED JAVED KHAN	All India Trinamool Congress	117893	48.88%	44.37%

S.No.	Constituency	Total Electors	Total Valid Votes in The Constituency	Winner	Party	Votes Polled for Winners	% Vote share for Winner	% of Representativeness
213	RAGHUNATHGANJ	200586	194765	AKHRUZZAMAN	All India Trinamool Congress	88909	45.65%	44.32%
214	JAMALPUR	225551	214774	ARUN HALDER	Bharatiya Janata Party	99936	46.53%	44.31%
215	INDUS	245791	232394	NIRMAL KUMAR DHARA	Bharatiya Janata Party	108733	46.79%	44.24%
216	TEHATTA	253796	233588	SUBRATA KABIRAJ	Bharatiya Janata Party	112138	48.01%	44.18%
217	BOLPUR	260376	246339	CHANDRANATH SINHA	All India Trinamool Congress	114915	46.65%	44.13%
218	ASANSOL UTTAR	237089	210607	KRISHNENDU MUKHERJEE	Bharatiya Janata Party	104516	49.63%	44.08%
219	NOAPARA	214216	195177	ARJUN SINGH	Bharatiya Janata Party	94415	48.37%	44.07%
220	HARIRAMPUR	211506	204074	BIPLAB MITRA	All India Trinamool Congress	93098	45.62%	44.02%
221	SANKRAIL	240335	229210	PRIYA PAUL	All India Trinamool Congress	105412	45.99%	43.86%
222	SONARPUR UTTAR	273312	256444	DEBASISH DHAR	Bharatiya Janata Party	119824	46.73%	43.84%
223	BARANAGAR	186656	169347	SAJAL GHOSH	Bharatiya Janata Party	81730	48.26%	43.79%
224	ULUBERIA PURBA	218601	208025	RITABRATA BANERJEE	All India Trinamool Congress	95633	45.97%	43.75%
225	BADURIA	236598	227365	BURHANUL MUKADDIM (LITON)	All India Trinamool Congress	103334	45.45%	43.67%
226	BHATAR	226841	214694	KARFA SOUMEN	Bharatiya Janata Party	98820	46.03%	43.56%
227	ULUBERIA UTTAR	214715	203466	CHIRAN BERA	Bharatiya Janata Party	93320	45.87%	43.46%
228	CHANDITALA	246622	227472	SWATI KHANDOKER	All India Trinamool Congress	107143	47.10%	43.44%
229	HANSAN	237652	226555	FAYEZUL HAQUE (KAJAL SK)	All India Trinamool Congress	103223	45.56%	43.43%
230	BASIRHAT DAKSHIN	260723	250535	SURAJIT MITRA (BADAL)	All India Trinamool Congress	112965	45.09%	43.33%
231	SATGACHHIA	256303	239370	AGNISWAR NASKAR	Bharatiya Janata Party	111023	46.38%	43.32%
232	BARDHAMAN UTTAR	260510	247932	NISITH KUMAR MALIK	All India Trinamool Congress	112688	45.45%	43.26%

S.No.	Constituency	Total Electors	Total Valid Votes in The Constituency	Winner	Party	Votes Polled for Winners	% Vote share for Winner	% of Representativeness
233	RATUA	247168	233138	SAMAR MUKHERJEE	All India Trinamool Congress	106834	45.82%	43.22%
234	BALLY	133780	117838	SANJAY KUMAR SINGH	Bharatiya Janata Party	57639	48.91%	43.08%
235	JORASANKO	122746	106847	VIJAY OJHA	Bharatiya Janata Party	52868	49.48%	43.07%
236	DUM DUM UTTAR	240505	223349	SOURAV SIKDAR	Bharatiya Janata Party	103284	46.24%	42.94%
237	HARIPAL	264434	245994	MADHUMITA GHOSH	Bharatiya Janata Party	113332	46.07%	42.86%
238	PANDBESWAR	188499	174712	JITENDRA KUMAR TEWARI	Bharatiya Janata Party	80501	46.08%	42.71%
239	JAGATBALLAVPUR	270866	252515	ANUPAM GHOSH	Bharatiya Janata Party	115608	45.78%	42.68%
240	BURWAN	214906	188917	SUKHEN KUMAR BAGDI	Bharatiya Janata Party	91661	48.52%	42.65%
241	BEHALA PASCHIM	266349	238796	DR. INDRANIL KHAN	Bharatiya Janata Party	113171	47.39%	42.49%
242	CHANDANNAGAR	203795	186909	Deepanjan Kumar Guha	Bharatiya Janata Party	86273	46.16%	42.33%
243	MANDIRBAZAR	222142	213229	JOYDEB HALDER S/O - KARTICK CHANDRA HALDER	All India Trinamool Congress	93686	43.94%	42.17%
244	CHAMPDANI	222304	204415	DILIP SINGH	Bharatiya Janata Party	93704	45.84%	42.15%
245	KULPI	216699	207706	BARNALI DHARA	All India Trinamool Congress	91266	43.94%	42.12%
246	ASHOKNAGAR	229948	219757	DR. SUMAY HIRA	Bharatiya Janata Party	96807	44.05%	42.10%
247	DEGANGA	240229	233473	ANISUR RAHAMAN BIDESH	All India Trinamool Congress	101114	43.31%	42.09%
248	RAINA	246255	233245	SUBHASH PATRA	Bharatiya Janata Party	103487	44.37%	42.02%
249	SAGARDIGHI	217262	207660	BAYRON BISWAS	All India Trinamool Congress	90781	43.72%	41.78%
250	CHAKULIA	216163	199125	AZAD MINHAJUL ARFIN	All India Trinamool Congress	90277	45.34%	41.76%
251	HOWRAH DAKSHIN	240748	222054	NANDITA CHOWDHURY	All India Trinamool Congress	100540	45.28%	41.76%

S.No.	Constituency	Total Electors	Total Valid Votes in The Constituency	Winner	Party	Votes Polled for Winners	% Vote share for Winner	% of Representativeness
252	CHAPRA	232860	210762	JEBER SEKH	All India Trinamool Congress	97085	46.06%	41.69%
253	KARANDIGHI	231680	219973	BIRAJ BISWAS	Bharatiya Janata Party	96260	43.76%	41.55%
254	SREERAMPUR	206216	186297	BHASKAR BHATTACHARYA	Bharatiya Janata Party	85644	45.97%	41.53%
255	MINAKHAN	222038	215848	USHA RANI MONDAL	All India Trinamool Congress	92079	42.66%	41.47%
256	KARIMPUR	253802	240916	SAMARENDRANATH GHOSH	Bharatiya Janata Party	105234	43.68%	41.46%
257	KALIMPONG	203506	169477	BHARAT KUMAR CHETRI	Bharatiya Janata Party	84290	49.74%	41.42%
258	SWARUPNAGAR	229583	218120	BINA MONDAL	All India Trinamool Congress	94813	43.47%	41.30%
259	JANGIPUR	221206	212606	CHITTA MUKHERJEE	Bharatiya Janata Party	91201	42.90%	41.23%
260	JOYPUR	254082	233203	BISWAJIT MAHATO	Bharatiya Janata Party	104668	44.88%	41.19%
261	JANGIPARA	251164	232291	PROSENIJIT BAG	Bharatiya Janata Party	102409	44.09%	40.77%
262	JADAVPUR	260915	231075	SARBORI MUKHERJEE	Bharatiya Janata Party	106199	45.96%	40.70%
263	AMTA	257113	237001	AMIT SAMANTA	Bharatiya Janata Party	104649	44.16%	40.70%
264	KASHIPUR-BELGACHHIA	168019	150542	RITESH TIWARI	Bharatiya Janata Party	68368	45.41%	40.69%
265	PANDUA	249215	233718	TUSAR KUMAR MAJUMDAR	Bharatiya Janata Party	101349	43.36%	40.67%
266	DOMKAL	267693	257790	MD. MOSTAFIJUR RAHAMAN	Communist Party of India (Marxist)	107882	41.85%	40.30%
267	KAMARHATI	162833	148272	MADAN MITRA	All India Trinamool Congress	64817	43.71%	39.81%
268	RAJARHAT NEW TOWN	267716	252560	PIYUSH KANODIA	Bharatiya Janata Party	106564	42.19%	39.80%
269	MADHYAMGRAM	244690	232916	RATHIN GHOSH	All India Trinamool Congress	95995	41.21%	39.23%
270	MOTHABARI	169594	162178	ISLAM MD NAJRUL	All India Trinamool Congress	65705	40.51%	38.74%
271	MURARAI	252203	242939	DR. MOSARRAF HOSSAIN	All India Trinamool Congress	96902	39.89%	38.42%

S.No.	Constituency	Total Electors	Total Valid Votes in The Constituency	Winner	Party	Votes Polled for Winners	% Vote share for Winner	% of Representativeness
272	TOLLYGANJ	230098	205661	PAPIA ADHIKARY	Bharatiya Janata Party	88407	42.99%	38.42%
273	PALASHIPARA	232690	214650	RUKBANUR RAHMAN	All India Trinamool Congress	89241	41.58%	38.35%
274	SAMSERGANJ	161502	155430	MOHAMMED NOOR ALAM	All India Trinamool Congress	61918	39.84%	38.34%
275	KALIGANJ	233595	219023	ALIFA AHMED	All India Trinamool Congress	89292	40.77%	38.23%
276	NALHATI	232063	222519	RAJENDRA PRASAD SINGH(RAJU SINGH)	All India Trinamool Congress	87744	39.43%	37.81%
277	BHARATPUR	240461	214424	MUSTAFIJUR RAHAMAN (SUMAN)	All India Trinamool Congress	90870	42.38%	37.79%
278	BAHARAMPUR	241429	224268	SUBRATA MAITRA (KANCHAN)	Bharatiya Janata Party	91088	40.62%	37.73%
279	AMDANGA	221501	213502	MOHAMMAD KASEM SIDDIQUE	All India Trinamool Congress	81670	38.25%	36.87%
280	NOWDA	236256	221600	HUMAYUN KABIR	Aam Janata Unnayan party	86463	39.02%	36.60%
281	LALGOLA	186332	180167	ABDUL AZIZ DOCTOR	All India Trinamool Congress	67954	37.72%	36.47%
282	SUTI	229360	220852	EMANI BISWAS	All India Trinamool Congress	81330	36.83%	35.46%
283	UTTARPARA	228576	205454	DIPANJAN CHAKRABORTY	Bharatiya Janata Party	80612	39.24%	35.27%
284	FARAKKA	181811	174841	MOTAB SHAIKH	Indian National Congress	63050	36.06%	34.68%
285	KURSEONG	218103	181833	SONAM LAMA	Bharatiya Janata Party	74878	41.18%	34.33%
286	JALANGI	263066	253306	BABAR ALI	All India Trinamool Congress	88684	35.01%	33.71%
287	KHARGRAM	231076	204477	MITALI MAL	Bharatiya Janata Party	77748	38.02%	33.65%
288	HARIHARPARA	245668	235296	NIAMOT SHEIKH	All India Trinamool Congress	80338	34.14%	32.70%
289	RANINAGAR	244547	237202	JULFIKAR ALI	Indian National Congress	79423	33.48%	32.48%
290	NABAGRAM	243554	221580	DILIP SAHA	Bharatiya Janata Party	78739	35.54%	32.33%
291	KANDI	234139	199460	GARGI DAS GHOSH	Bharatiya Janata Party	73355	36.78%	31.33%
292	BELDANGA	244767	228591	BHARAT KUMAR JHAWAR	Bharatiya Janata Party	72872	31.88%	29.77%
293	DARJEELING	210995	173807	NOMAN RAI	Bharatiya Janata Party	62076	35.72%	29.42%

Table: Vote Share and Representativeness of Winners

Vote Share and Margin of Victory of Winners in West Bengal Assembly Elections 2026

S.No.	Constituency	Total Valid Votes in The Constituency	Winner	Party	Votes Polled for Winners	% Vote share for Winner	Runners Up	Party	Votes Polled for Runners up	% of Votes Polled for Runners up	Margin of Victorys	% Margin of Victory	Votes Polled for NOTA	Votes Polled for NOTA %
1	METIABURUZ	180068	ABDUL KHALEQUE MOLLA	All India Trinamool Congress	124230	68.99%	BIR BAHADUR SINGH	Bharatiya Janata Party	36351	20.19%	87879	48.80%	1685	0.94%
2	GOALPOKHAR	183176	MD GHULAM RABBANI	All India Trinamool Congress	122105	66.66%	SARAJIT BISWAS	Bharatiya Janata Party	38315	20.92%	83790	45.74%	934	0.51%
3	MATIGARA-NAXALBARI	250985	ANANDAMAY BARMAN	Bharatiya Janata Party	166905	66.50%	SHANKAR MALAKAR	All India Trinamool Congress	62640	24.96%	104265	41.54%	1811	0.72%
4	DABGRAM-FULBARI	251889	SIKHA CHATTERJEE	Bharatiya Janata Party	166300	66.02%	RANJAN SIL SHARMA	All India Trinamool Congress	68585	27.23%	97715	38.79%	1121	0.45%
5	KRISHNANAGAR UTTAR	202057	TARAK NATH CHATTERJEE	Bharatiya Janata Party	133211	65.93%	SOMNATH DUTTA	All India Trinamool Congress	54850	27.15%	78361	38.78%	1192	0.59%
6	SILIGURI	183573	SHANKAR GHOSH	Bharatiya Janata Party	120760	65.78%	GOUTAM DEB	All India Trinamool Congress	47568	25.91%	73192	39.87%	1224	0.67%
7	ENGLISH BAZAR	234560	AMLAN BHADURI (BURO)	Bharatiya Janata Party	154096	65.70%	ASIS KUNDU (PATA)	All India Trinamool Congress	60312	25.71%	93784	39.98%	1727	0.74%
8	KOLKATA PORT	154702	FIRHAD HAKIM	All India Trinamool Congress	101226	65.43%	RAKESH SINGH	Bharatiya Janata Party	45146	29.18%	56080	36.25%	573	0.37%
9	BALLYGUNGE	167384	SOBHANDEB CHATTOPADHYAY	All India Trinamool Congress	108481	64.81%	SHATORUPA	Bharatiya Janata Party	47005	28.08%	61476	36.73%	819	0.49%
10	RAIGANJ	164804	KOUSHIK CHOWDHURY	Bharatiya Janata Party	105561	64.05%	KRISHNA KALYANI	All India Trinamool Congress	46920	28.47%	58641	35.58%	1654	1.00%

S.No.	Constituency	Total Valid Votes in The Constituency	Winner	Party	Votes Polled for Winners	% Vote share for Winner	Runners Up	Party	Votes Polled for Runners up	% of Votes Polled for Runners up	Margin of Victorys	% Margin of Victory	Votes Polled for NOTA	Votes Polled for NOTA %
11	HABIBPUR	227613	JOYEL MURMU	Bharatiya Janata Party	142062	62.41%	AMAL KISKU	All India Trinamool Congress	63874	28.06%	78188	34.35%	2119	0.93%
12	ALIPURDUARS	232466	PARITOSH DAS	Bharatiya Janata Party	143242	61.62%	SUMAN KANJILAL	All India Trinamool Congress	72822	31.33%	70420	30.29%	2620	1.13%
13	CANNING PURBA	241664	MD BAHARUL ISLAM	All India Trinamool Congress	148687	61.53%	ARABUL ISLAM	All India Secular Front	56733	23.48%	91954	38.05%	1624	0.67%
14	KALIAGANJ	258225	UTPAL BRAHMACHARO	Bharatiya Janata Party	158349	61.32%	NITAI BAISHYA	All India Trinamool Congress	81924	31.73%	76425	29.60%	2993	1.16%
15	COOCHBEHAR UTTAR	254175	SUKUMAR RAY	Bharatiya Janata Party	155327	61.11%	PARTHA PRATIM RAY	All India Trinamool Congress	84943	33.42%	70384	27.69%	1819	0.72%
16	BALURGHAT	158296	BIDYUT KUMAR ROY	Bharatiya Janata Party	95697	60.45%	ARPITA GHOSH	All India Trinamool Congress	48121	30.40%	47576	30.06%	1444	0.91%
17	RANAGHAT DAKSHIN	232685	ASHIM KUMAR BISWAS	Bharatiya Janata Party	140010	60.17%	SOUGATA KUMAR BURMAN	All India Trinamool Congress	75546	32.47%	64464	27.70%	1223	0.53%
18	KRISHNAGANJ	232467	SUKANTA BISWAS	Bharatiya Janata Party	139838	60.15%	SAMIR KUMAR PODDAR	All India Trinamool Congress	78939	33.96%	60899	26.20%	923	0.40%
19	JALPAIGURI	237856	ANANTA DEB ADHIKARY	Bharatiya Janata Party	142987	60.11%	KRISHNA DAS	All India Trinamool Congress	74182	31.19%	68805	28.93%	2608	1.10%
20	RANAGHAT UTTAR PURBA	211396	ASHIM BISWAS	Bharatiya Janata Party	126235	59.71%	BARNALI DEY ROY	All India Trinamool Congress	74492	35.24%	51743	24.48%	1779	0.84%

S.No.	Constituency	Total Valid Votes in The Constituency	Winner	Party	Votes Polled for Winners	% Vote share for Winner	Runners Up	Party	Votes Polled for Runners up	% of Votes Polled for Runners up	Margin of Victorys	% Margin of Victory	Votes Polled for NOTA	Votes Polled for NOTA %
21	RANAGHAT UTTAR PASCHIM	217135	PARTHA SARATHI CHATTERJEE(BABU)	Bharatiya Janata Party	129046	59.43%	TAPAS KUMAR GHOSH	All India Trinamool Congress	71495	32.93%	57551	26.50%	1842	0.85%
22	MATHABHANGA	241845	NISHITH PRAMANIK	Bharatiya Janata Party	143340	59.27%	DR. SABLU BARMAN	All India Trinamool Congress	86250	35.66%	57090	23.61%	913	0.38%
23	MAYNAGURI	251447	DALIM CHANDRA ROY	Bharatiya Janata Party	147403	58.62%	RAMMOHAN RAY	All India Trinamool Congress	90900	36.15%	56503	22.47%	2130	0.85%
24	BUDGE BUDGE	218093	ASHOK KUMAR DEB	All India Trinamool Congress	127091	58.27%	DR TARUN KUMAR ADAK	Bharatiya Janata Party	80241	36.79%	46850	21.48%	1993	0.91%
25	ISLAMPUR	185961	AGARWAL KANAIA LAL	All India Trinamool Congress	108117	58.14%	CHITRAJIT ROY	Bharatiya Janata Party	68054	36.60%	40063	21.54%	2020	1.09%
26	BHATPARA	106314	PAWAN KUMAR SINGH	Bharatiya Janata Party	61683	58.02%	AMIT GUPTA	All India Trinamool Congress	38876	36.57%	22807	21.45%	939	0.88%
27	GAIGHATA	209201	SUBRATA THAKUR	Bharatiya Janata Party	121322	57.99%	NAROTTAM BISWAS	All India Trinamool Congress	73639	35.20%	47683	22.79%	994	0.48%
28	MADARIHAT	176753	LAXUMAN LIMBU	Bharatiya Janata Party	102488	57.98%	JAYPRAKASH TOPPO	All India Trinamool Congress	61578	34.84%	40910	23.15%	1880	1.06%
29	KUMARGRAM	246827	MANOJ KUMAR ORAON	Bharatiya Janata Party	143044	57.95%	RAJEEV TIRKEY	All India Trinamool Congress	90167	36.53%	52877	21.42%	2924	1.18%
30	KULTALI	253551	GANESH CHANDRA MONDAL	All India Trinamool Congress	146435	57.75%	MADHABI MAHALDER	Bharatiya Janata Party	87159	34.38%	59276	23.38%	1470	0.58%

S.No.	Constituency	Total Valid Votes in The Constituency	Winner	Party	Votes Polled for Winners	% Vote share for Winner	Runners Up	Party	Votes Polled for Runners up	% of Votes Polled for Runners up	Margin of Victorys	% Margin of Victory	Votes Polled for NOTA	Votes Polled for NOTA %
31	PURSURAH	240924	BIMAN GHOSH	Bharatiya Janata Party	138821	57.62%	PARTHA HAZARI	All India Trinamool Congress	85368	35.43%	53453	22.19%	2779	1.15%
32	GOGHAT	234321	PRASANTA DIGAR	Bharatiya Janata Party	134498	57.40%	DR. NIRMAL MAJI	All India Trinamool Congress	84916	36.24%	49582	21.16%	2421	1.03%
33	CHOPRA	211163	HAMIDUL RAHAMAN	All India Trinamool Congress	120986	57.30%	SANKAR ADHIKARI	Bharatiya Janata Party	51862	24.56%	69124	32.73%	1225	0.58%
34	BANKURA	239331	NILADRI SEKHAR DANA	Bharatiya Janata Party	136992	57.24%	DR. ANUP MANDAL	All India Trinamool Congress	82815	34.60%	54177	22.64%	3533	1.48%
35	ENTALLY	165207	SANDIPAN SAHA	All India Trinamool Congress	94427	57.16%	DR. PRIYANKA TIBREWAL	Bharatiya Janata Party	60421	36.57%	34006	20.58%	692	0.42%
36	CHOWRANGEE	110122	BANDYOPADHYAY NAYNA	All India Trinamool Congress	62938	57.15%	SANTOSH KUMAR PATHAK	Bharatiya Janata Party	40936	37.17%	22002	19.98%	832	0.76%
37	FALAKATA	235953	DIPAK BARMAN	Bharatiya Janata Party	134370	56.95%	SUBHASH CHANDRA ROY	All India Trinamool Congress	88371	37.45%	45999	19.49%	1432	0.61%
38	PHANSIDEWA	207732	DURGA MURMU	Bharatiya Janata Party	118241	56.92%	REENA TOPNO EKKA	All India Trinamool Congress	72978	35.13%	45263	21.79%	2193	1.06%
39	CHHATNA	221957	SATYANARAYAN MUKHOPADHYAY	Bharatiya Janata Party	125972	56.76%	SWAPAN KUMAR MONDAL	All India Trinamool Congress	78798	35.50%	47174	21.25%	2588	1.17%
40	TAPAN	186702	BUDHRAI TUDU	Bharatiya Janata Party	105780	56.66%	CHINTAMANI BIHA	All India Trinamool Congress	68793	36.85%	36987	19.81%	1441	0.77%

S.No.	Constituency	Total Valid Votes in The Constituency	Winner	Party	Votes Polled for Winners	% Vote share for Winner	Runners Up	Party	Votes Polled for Runners up	% of Votes Polled for Runners up	Margin of Victorys	% Margin of Victory	Votes Polled for NOTA	Votes Polled for NOTA %
41	KALCHINI	202607	BISHAL LAMA	Bharatiya Janata Party	114759	56.64%	BIRENDRA BARA (ORAON)	All India Trinamool Congress	76916	37.96%	37843	18.68%	1795	0.89%
42	TALDANGRA	219936	SOUVIK PATRA	Bharatiya Janata Party	124537	56.62%	FALGUNI SINGHABABU	All India Trinamool Congress	74464	33.86%	50073	22.77%	1699	0.77%
43	BANGAON UTTAR	211344	ASHOK KIRTANIA	Bharatiya Janata Party	119317	56.46%	BISWAJIT DAS	All India Trinamool Congress	78647	37.21%	40670	19.24%	1500	0.71%
44	KESHPUR	253963	SEULI SAHA	All India Trinamool Congress	143123	56.36%	SUVENDU SAMANTA	Bharatiya Janata Party	93018	36.63%	50105	19.73%	1553	0.61%
45	BANGAON DAKSHIN	212191	SWAPAN MAJUMDER	Bharatiya Janata Party	119399	56.27%	RITUPARNA ADDHYA	All India Trinamool Congress	81585	38.45%	37814	17.82%	932	0.44%
46	MALDAHA	220797	GOPAL CHANDRA SAHA	Bharatiya Janata Party	123656	56.00%	LIPIKA BARMAN GHOSH	All India Trinamool Congress	73528	33.30%	50128	22.70%	2201	1.00%
47	BAGDA	217223	SOMA THAKUR	Bharatiya Janata Party	121307	55.84%	MADHUPARNA THAKUR	All India Trinamool Congress	86691	39.91%	34616	15.94%	718	0.33%
48	PURULIA	230653	SUDIP KUMAR MUKHERJEE	Bharatiya Janata Party	128454	55.69%	SUJOY BANERJEE	All India Trinamool Congress	79201	34.34%	49253	21.35%	1728	0.75%
49	KHARAGPUR SADAR	161661	DILIP GHOSH	Bharatiya Janata Party	89885	55.60%	PRADIP SARKAR	All India Trinamool Congress	59379	36.73%	30506	18.87%	1290	0.80%
50	BALAGARH	226031	SUMANA SARKAR	Bharatiya Janata Party	125624	55.58%	RANJAN DHARA	All India Trinamool Congress	83710	37.03%	41914	18.54%	1347	0.60%

S.No.	Constituency	Total Valid Votes in The Constituency	Winner	Party	Votes Polled for Winners	% Vote share for Winner	Runners Up	Party	Votes Polled for Runners up	% of Votes Polled for Runners up	Margin of Victorys	% Margin of Victory	Votes Polled for NOTA	Votes Polled for NOTA %
51	KANTHI DAKSHIN	212835	ARUP KUMAR DAS	Bharatiya Janata Party	118219	55.54%	TARUN KUMAR JANA	All India Trinamool Congress	86747	40.76%	31472	14.79%	1288	0.61%
52	MAGRAHAT PASCHIM	205362	MD. SAMIM AHAMED MOLLA	All India Trinamool Congress	113834	55.43%	GOURSUNDAR GHOSH	Bharatiya Janata Party	55331	26.94%	58503	28.49%	1130	0.55%
53	ASANSOL DAKSHIN	215792	AGNIMITRA PAUL	Bharatiya Janata Party	119582	55.42%	TAPAS BANERJEE	All India Trinamool Congress	78743	36.49%	40839	18.93%	2857	1.32%
54	RANIBANDH	236828	KSHUDIRAM TUDU	Bharatiya Janata Party	131145	55.38%	TANUSHREE HANSDA	All India Trinamool Congress	78876	33.31%	52269	22.07%	3884	1.64%
55	BIDHANNAGAR	177484	SHARADWAT MUKHERJEE	Bharatiya Janata Party	97979	55.20%	SUJIT BOSE	All India Trinamool Congress	60649	34.17%	37330	21.03%	1382	0.78%
56	HALDIA	239446	PRADIP KUMAR BIJALI	Bharatiya Janata Party	132183	55.20%	TAPASI MONDAL	All India Trinamool Congress	83121	34.71%	49062	20.49%	1066	0.45%
57	BASANTI	231860	NILIMA MISTRY BISHAL	All India Trinamool Congress	127495	54.99%	BIKASH SARDAR	Bharatiya Janata Party	71314	30.76%	56181	24.23%	1402	0.60%
58	KHEJURI	236328	SUBRATA PAIK	Bharatiya Janata Party	129875	54.96%	RABIN CHANDRA MANDAL	All India Trinamool Congress	97185	41.12%	32690	13.83%	601	0.25%
59	SANTIPUR	214973	SWAPAN KUMAR DAS	Bharatiya Janata Party	117941	54.86%	BRAJAKISHORE GOSWAMI	All India Trinamool Congress	72565	33.76%	45376	21.11%	930	0.43%
60	CHAKDAHA	210720	BANKIM CHANDRA GHOSH	Bharatiya Janata Party	115433	54.78%	SUBHANKAR SINGHA (JISHU)	All India Trinamool Congress	78488	37.25%	36945	17.53%	1110	0.53%

S.No.	Constituency	Total Valid Votes in The Constituency	Winner	Party	Votes Polled for Winners	% Vote share for Winner	Runners Up	Party	Votes Polled for Runners up	% of Votes Polled for Runners up	Margin of Victorys	% Margin of Victory	Votes Polled for NOTA	Votes Polled for NOTA %
61	JHARGRAM	220940	LAKSHMI KANTA SAU	Bharatiya Janata Party	120877	54.71%	MONGAL SAREN	All India Trinamool Congress	82730	37.44%	38147	17.27%	2262	1.02%
62	CHANCHAL	234409	PRASUN BANERJEE	All India Trinamool Congress	128014	54.61%	RATAN DAS	Bharatiya Janata Party	64140	27.36%	63874	27.25%	781	0.33%
63	NATABARI	232716	GIRIJA SHANKAR RAY	Bharatiya Janata Party	126911	54.53%	SAILENDRA NATH BARMA	All India Trinamool Congress	92298	39.66%	34613	14.87%	1113	0.48%
64	MEDINIPUR	244086	SANKAR KUMAR GUCHHAIT	Bharatiya Janata Party	133041	54.51%	SUJOY HAZRA	All India Trinamool Congress	94294	38.63%	38747	15.87%	1628	0.67%
65	GANGARAMPUR	192823	SATYENDRA NATH ROY	Bharatiya Janata Party	105083	54.50%	Goutam Das	All India Trinamool Congress	76744	39.80%	28339	14.70%	1438	0.75%
66	KULTI	190239	AJAY KUMAR PODDAR	Bharatiya Janata Party	103570	54.44%	ABHIJIT GHATAK	All India Trinamool Congress	77072	40.51%	26498	13.93%	2539	1.33%
67	RAGHUNATHPUR	234431	MAMONI BAURI	Bharatiya Janata Party	127628	54.44%	HAZARI BOURI	All India Trinamool Congress	83569	35.65%	44059	18.79%	3201	1.37%
68	MEKLIANJ	218859	DADHIRAM RAY	Bharatiya Janata Party	119109	54.42%	ADHIKARY PARESH CHANDRA	All India Trinamool Congress	89525	40.91%	29584	13.52%	2126	0.97%
69	GHATAL	242025	SITAL KAPAT	Bharatiya Janata Party	131550	54.35%	SHYAMALI SARDAR	All India Trinamool Congress	93893	38.79%	37657	15.56%	1308	0.54%
70	DHUPGURI	248496	NARESH ROY	Bharatiya Janata Party	134798	54.25%	NIRMAL CHANDRA ROY	All India Trinamool Congress	96248	38.73%	38550	15.51%	1159	0.47%

S.No.	Constituency	Total Valid Votes in The Constituency	Winner	Party	Votes Polled for Winners	% Vote share for Winner	Runners Up	Party	Votes Polled for Runners up	% of Votes Polled for Runners up	Margin of Victorys	% Margin of Victory	Votes Polled for NOTA	Votes Polled for NOTA %
71	CHUNCHURA	255204	SUBIR NAG	Bharatiya Janata Party	137704	53.96%	DEBANGSHU BHATTACHARYA	All India Trinamool Congress	94269	36.94%	43435	17.02%	3015	1.18%
72	GAZOLE	243885	CHINMOY DEB BARMAN	Bharatiya Janata Party	131541	53.94%	PRASENJIT DAS	All India Trinamool Congress	93349	38.28%	38192	15.66%	1493	0.61%
73	BELEGHATA	174108	KUNAL KUMAR GHOSH	All India Trinamool Congress	93757	53.85%	PARTHA CHAUDHURY	Bharatiya Janata Party	65181	37.44%	28576	16.41%	1568	0.90%
74	BALARAMPUR	219946	JALADHAR MAHATO	Bharatiya Janata Party	118421	53.84%	SHANTIRAM MAHATO	All India Trinamool Congress	83370	37.90%	35051	15.94%	2374	1.08%
75	RAMNAGAR	244842	DR. CHANDRA SEKHAR MONDAL	Bharatiya Janata Party	131808	53.83%	AKHIL GIRI	All India Trinamool Congress	104869	42.83%	26939	11.00%	1277	0.52%
76	GOPIBALLAVPUR	213383	RAJESH MAHATA	Bharatiya Janata Party	114683	53.75%	AJIT MAHATA	All India Trinamool Congress	88008	41.24%	26675	12.50%	2532	1.19%
77	BISHNUPUR	207478	SHUKLA CHATTERJEE	Bharatiya Janata Party	111082	53.54%	TANMAY GHOSH (BUMBA)	All India Trinamool Congress	80477	38.79%	30605	14.75%	2180	1.05%
78	KHANAKUL	237135	SUSANTA GHOSH	Bharatiya Janata Party	126729	53.44%	PALASH KUMAR ROY	All India Trinamool Congress	92246	38.90%	34483	14.54%	1695	0.71%
79	RASHBEHARI	138814	DASGUPTA SWAPAN	Bharatiya Janata Party	74123	53.40%	DEBASISH KUMAR (DEBA)	All India Trinamool Congress	53258	38.37%	20865	15.03%	1296	0.93%
80	PANSKURA PASCHIM	258432	SINTU SENAPATI	Bharatiya Janata Party	137919	53.37%	SIRAJ KHAN	All India Trinamool Congress	105352	40.77%	32567	12.60%	1262	0.49%

S.No.	Constituency	Total Valid Votes in The Constituency	Winner	Party	Votes Polled for Winners	% Vote share for Winner	Runners Up	Party	Votes Polled for Runners up	% of Votes Polled for Runners up	Margin of Victorys	% Margin of Victory	Votes Polled for NOTA	Votes Polled for NOTA %
81	DUBRAJPUR	220193	ANUP KUMAR SAHA	Bharatiya Janata Party	117437	53.33%	NARESH CHANDRA BAURI	All India Trinamool Congress	89790	40.78%	27647	12.56%	2487	1.13%
82	BARJORA	235362	BILLESWAR SINHA	Bharatiya Janata Party	125419	53.29%	GOUTAM MISHRA (SHYAM)	All India Trinamool Congress	84109	35.74%	41310	17.55%	2686	1.14%
83	TAMLUK	256930	HARE KRISHNA BERA	Bharatiya Janata Party	136566	53.15%	DIPENDRA NARAYAN ROY	All India Trinamool Congress	101837	39.64%	34729	13.52%	1583	0.62%
84	KALYANI	215506	ANUPAM BISWAS	Bharatiya Janata Party	114469	53.12%	DR. ATINDRA NATH MONDAL	All India Trinamool Congress	79677	36.97%	34792	16.14%	1939	0.90%
85	CHANDRAKONA	264690	SUKANTA DOLUI	Bharatiya Janata Party	140517	53.09%	DOLOI SURJYA KANTA	All India Trinamool Congress	107036	40.44%	33481	12.65%	1795	0.68%
86	TUFANGANJ	230829	MALATI RAVA ROY	Bharatiya Janata Party	122525	53.08%	SHIBSANKAR PAUL	All India Trinamool Congress	96068	41.62%	26457	11.46%	1421	0.62%
87	BHABANIPUR	139413	ADHIKARI SUVENDU	Bharatiya Janata Party	73917	53.02%	MAMATA BANERJEE	All India Trinamool Congress	58812	42.19%	15105	10.83%	829	0.59%
88	RAIPUR	210215	KSHETRAMOHAN HANSDA	Bharatiya Janata Party	111443	53.01%	THAKURMANI SAREN	All India Trinamool Congress	82701	39.34%	28742	13.67%	1829	0.87%
89	EGRA	269373	ADHIKARI DIBYENDU	Bharatiya Janata Party	142670	52.96%	TARUN KUMAR MAITY	All India Trinamool Congress	116978	43.43%	25692	9.54%	722	0.27%
90	BISHNUPUR	250592	DILIP MONDAL	All India Trinamool Congress	132647	52.93%	ABHIJIT SARDAR	Bharatiya Janata Party	95722	38.20%	36925	14.74%	1668	0.67%

S.No.	Constituency	Total Valid Votes in The Constituency	Winner	Party	Votes Polled for Winners	% Vote share for Winner	Runners Up	Party	Votes Polled for Runners up	% of Votes Polled for Runners up	Margin of Victorys	% Margin of Victory	Votes Polled for NOTA	Votes Polled for NOTA %
91	DURGAPUR PASCHIM	216774	LAKSHMAN CHANDRA GHORUI	Bharatiya Janata Party	114729	52.93%	KABI DUTTA	All India Trinamool Congress	77131	35.58%	37598	17.34%	2947	1.36%
92	COOCHBEHAR DAKSHIN	205413	RATHINDRA BOSE	Bharatiya Janata Party	108482	52.81%	AVIJIT DE BHOWMIK	All India Trinamool Congress	85198	41.48%	23284	11.34%	1770	0.86%
93	DASPUR	252047	TAPAN KUMAR DUTTA	Bharatiya Janata Party	133071	52.80%	ASHIS HUDAIT	All India Trinamool Congress	100937	40.05%	32134	12.75%	1711	0.68%
94	TARAKESWAR	221578	SANTU PAN	Bharatiya Janata Party	116901	52.76%	RAMENDU SINHARAY	All India Trinamool Congress	85902	38.77%	30999	13.99%	1485	0.67%
95	NANDAKUMAR	249316	KHANRA NIRMAL	Bharatiya Janata Party	131476	52.73%	SUKUMAR DE	All India Trinamool Congress	100873	40.46%	30603	12.27%	1198	0.48%
96	DOMJUR	254187	TAPAS MAITY	All India Trinamool Congress	134036	52.73%	GOBINDA HAZRA	Bharatiya Janata Party	91859	36.14%	42177	16.59%	1183	0.47%
97	BHAGABANPUR	247653	SANTANU PRAMANIK	Bharatiya Janata Party	130586	52.73%	MANAB KUMAR PARUA	All India Trinamool Congress	109708	44.30%	20878	8.43%	701	0.28%
98	SALTORA	218491	CHANDANA BAURI	Bharatiya Janata Party	115180	52.72%	UTTAM BAURI	All India Trinamool Congress	83045	38.01%	32135	14.71%	2771	1.27%
99	PANCHLA	235163	GULSAN MULLICK	All India Trinamool Congress	123967	52.72%	RANJAN PAUL	Bharatiya Janata Party	85647	36.42%	38320	16.30%	1739	0.74%
100	DEBRA	217323	SUBHASHIS OM	Bharatiya Janata Party	114463	52.67%	RAJIB BANERJEE	All India Trinamool Congress	85662	39.42%	28801	13.25%	1087	0.50%

S.No.	Constituency	Total Valid Votes in The Constituency	Winner	Party	Votes Polled for Winners	% Vote share for Winner	Runners Up	Party	Votes Polled for Runners up	% of Votes Polled for Runners up	Margin of Victorys	% Margin of Victory	Votes Polled for NOTA	Votes Polled for NOTA %
101	HABRA	198737	DEBDAS MONDAL	Bharatiya Janata Party	104645	52.66%	JYOTI PRIYA MALLICK	All India Trinamool Congress	73183	36.82%	31462	15.83%	988	0.50%
102	BARDHAMAN DAKSHIN	204823	MOUMITA BISWAS MISRA	Bharatiya Janata Party	107754	52.61%	KHOKAN DAS	All India Trinamool Congress	77284	37.73%	30470	14.88%	2364	1.15%
103	PARA	215946	NADIAR CHAND BOURI	Bharatiya Janata Party	113488	52.55%	MANIK CHANDRA BAURI	All India Trinamool Congress	79767	36.94%	33721	15.62%	2788	1.29%
104	KATULPUR	240253	LAKSHMI KANTA MAJUMDAR	Bharatiya Janata Party	126241	52.55%	HARAKALI PROTIHER	All India Trinamool Congress	91874	38.24%	34367	14.30%	1662	0.69%
105	SONARPUR DAKSHIN	246393	RUPA GANGULY	Bharatiya Janata Party	128970	52.34%	ARUNDHUTI MAITRA(LOVELY)	All India Trinamool Congress	93188	37.82%	35782	14.52%	1950	0.79%
106	CANNING PASCHIM	230686	PARESH RAM DAS	All India Trinamool Congress	120548	52.26%	Prasanta Bayen	Bharatiya Janata Party	79883	34.63%	40665	17.63%	2368	1.03%
107	KRISHNANAGAR DAKSHIN	197084	SADHAN GHOSH	Bharatiya Janata Party	102862	52.19%	UJJAL BISWAS	All India Trinamool Congress	75061	38.09%	27801	14.11%	1119	0.57%
108	KANTHI UTTAR	249421	SUMITA SINHA	Bharatiya Janata Party	130088	52.16%	DEBASIS BHUNYA	All India Trinamool Congress	110033	44.12%	20055	8.04%	1467	0.59%
109	ARAMBAG	235875	BAG HEMANTA	Bharatiya Janata Party	123000	52.15%	BAG MITA	All India Trinamool Congress	94041	39.87%	28959	12.28%	1606	0.68%
110	SAPTAGRAM	196584	SWARAJ GHOSH	Bharatiya Janata Party	102414	52.10%	BIDESH RANJAN BOSE	All India Trinamool Congress	79125	40.25%	23289	11.85%	1101	0.56%

S.No.	Constituency	Total Valid Votes in The Constituency	Winner	Party	Votes Polled for Winners	% Vote share for Winner	Runners Up	Party	Votes Polled for Runners up	% of Votes Polled for Runners up	Margin of Victorys	% Margin of Victory	Votes Polled for NOTA	Votes Polled for NOTA %
111	CHANDIPUR	241957	PIJUSH KANTI DAS	Bharatiya Janata Party	126047	52.09%	UTTAM BARIK	All India Trinamool Congress	105777	43.72%	20270	8.38%	617	0.26%
112	SURI	238504	JAGANNATH CHATTOPADHYAY	Bharatiya Janata Party	124243	52.09%	UJJAL CHATTERJEE	All India Trinamool Congress	95557	40.07%	28686	12.03%	1832	0.77%
113	ONDA	246292	AMARNATH SHAKHA	Bharatiya Janata Party	128296	52.09%	SUBRATA DUTTA (GOPI)	All India Trinamool Congress	96573	39.21%	31723	12.88%	3963	1.61%
114	SONAMUKHI	221852	DIBAKAR GHARAMI	Bharatiya Janata Party	115549	52.08%	KALLOL SAHA	All India Trinamool Congress	86139	38.83%	29410	13.26%	2061	0.93%
115	KALNA	213233	SIDDHARTHA MAJUMDAR	Bharatiya Janata Party	110790	51.96%	DEBO PRASAD BAG (POLTU)	All India Trinamool Congress	82160	38.53%	28630	13.43%	1333	0.63%
116	RAJARHAT GOPALPUR	195730	TARUNJYOTI TEWARI	Bharatiya Janata Party	101277	51.74%	ADITI MUNSHI	All India Trinamool Congress	73520	37.56%	27757	14.18%	1568	0.80%
117	BARASAT	236603	SANKAR CHATTERJEE	Bharatiya Janata Party	122171	51.64%	SABYASACHI DUTTA	All India Trinamool Congress	87613	37.03%	34558	14.61%	1543	0.65%
118	REJINAGAR	239295	HUMAYUN KABIR	Aam Janata Unnayan party	123536	51.62%	BAPAN GHOSH	Bharatiya Janata Party	64660	27.02%	58876	24.60%	1634	0.68%
119	MOYNA	246333	ASHOKE DINDA	Bharatiya Janata Party	127166	51.62%	CHANDAN MONDAL	All India Trinamool Congress	110925	45.03%	16241	6.59%	1061	0.43%
120	DINHATA	267925	AJAY RAY	Bharatiya Janata Party	138255	51.60%	UDAYAN GUHA	All India Trinamool Congress	120808	45.09%	17447	6.51%	1814	0.68%

S.No.	Constituency	Total Valid Votes in The Constituency	Winner	Party	Votes Polled for Winners	% Vote share for Winner	Runners Up	Party	Votes Polled for Runners up	% of Votes Polled for Runners up	Margin of Victorys	% Margin of Victory	Votes Polled for NOTA	Votes Polled for NOTA %
121	SHYAMPUR	116768	PURNIMA CHAKRABORTY	Bharatiya Janata Party	60248	51.60%	SHASHI PANJA	All India Trinamool Congress	45615	39.06%	14633	12.53%	942	0.81%
122	SITALKUCHI	279822	SABITRI BARMAN	Bharatiya Janata Party	144367	51.59%	HARIHAR DAS	All India Trinamool Congress	119089	42.56%	25278	9.03%	1654	0.59%
123	BINPUR	208079	DR. PRANAT TUDU	Bharatiya Janata Party	107238	51.54%	BIRBAHA HANSDA	All India Trinamool Congress	84261	40.49%	22977	11.04%	2679	1.29%
124	MALATIPUR	202035	ABDUR RAHIM BOXI	All India Trinamool Congress	104123	51.54%	MAUSAM B NOOR	Indian National Congress	44376	21.96%	59747	29.57%	1453	0.72%
125	JAGTDAL	183193	DR. RAJESH KUMAR	Bharatiya Janata Party	94351	51.50%	SOMENATH SHYAM ICHINI	All India Trinamool Congress	73442	40.09%	20909	11.41%	972	0.53%
126	NARAYANGARH	225543	GIRI RAMAPRASAD	Bharatiya Janata Party	116050	51.45%	PRATIBHA MAITI	All India Trinamool Congress	95683	42.42%	20367	9.03%	1651	0.73%
127	DIAMOND HARBOUR	232238	PANNA LAL HALDER	All India Trinamool Congress	119320	51.38%	DIPAK KUMAR HALDER	Bharatiya Janata Party	88054	37.92%	31266	13.46%	1379	0.59%
128	SHYAMPUR	244669	DR. HIRANMOY CHATTOPADHYAYA (HIRAAN)	Bharatiya Janata Party	125651	51.36%	NADEBASI JANA	All India Trinamool Congress	103391	42.26%	22260	9.10%	1093	0.45%
129	GOSABA	211328	BIKARNA NASKAR	Bharatiya Janata Party	108492	51.34%	SUBRATA MONDAL	All India Trinamool Congress	92392	43.72%	16100	7.62%	2221	1.05%
130	GARBETA	222049	PRADIP LODHA	Bharatiya Janata Party	113752	51.23%	UTTARA SINGHA (HAZRA)	All India Trinamool Congress	87527	39.42%	26225	11.81%	2455	1.11%

S.No.	Constituency	Total Valid Votes in The Constituency	Winner	Party	Votes Polled for Winners	% Vote share for Winner	Runners Up	Party	Votes Polled for Runners up	% of Votes Polled for Runners up	Margin of Victorys	% Margin of Victory	Votes Polled for NOTA	Votes Polled for NOTA %
131	PINGLA	242754	SWAGATA MANNA	Bharatiya Janata Party	124189	51.16%	AJIT MAITY	All India Trinamool Congress	105709	43.55%	18480	7.61%	2173	0.90%
132	RAJGANJ	224379	DINESH SARKAR	Bharatiya Janata Party	114657	51.10%	SWAPNA BARMAN	All India Trinamool Congress	93180	41.53%	21477	9.57%	1322	0.59%
133	MAHISADAL	238188	SUBHAS CHANDRA PANJA	Bharatiya Janata Party	121584	51.05%	TILAK KUMAR CHAKRABORTY	All India Trinamool Congress	95346	40.03%	26238	11.02%	843	0.35%
134	BARUIPUR PURBA	237319	BIVAS SARDAR	All India Trinamool Congress	120987	50.98%	TUMPA SARDAR	Bharatiya Janata Party	89172	37.57%	31815	13.41%	1683	0.71%
135	MANBAZAR	236467	MAYNA MURMU	Bharatiya Janata Party	120487	50.95%	SANDHYA RANI TUDU	All India Trinamool Congress	93204	39.42%	27283	11.54%	2111	0.89%
136	KATWA	239536	KRISHNA GHOSH	Bharatiya Janata Party	122020	50.94%	RABINDRANATH CHATTERJEE	All India Trinamool Congress	86954	36.30%	35066	14.64%	1486	0.62%
137	MAHESHTALA	229791	SUBHASIS DAS	All India Trinamool Congress	116811	50.83%	TAMANATH BHOWMICK	Bharatiya Janata Party	83898	36.51%	32913	14.32%	1273	0.55%
138	KESHIARY	223842	BHADRA HEMRAM	Bharatiya Janata Party	113713	50.80%	RAMJIBAN MANDI	All India Trinamool Congress	97826	43.70%	15887	7.10%	1338	0.60%
139	SINGUR	222573	ARUP KUMAR DAS	Bharatiya Janata Party	113008	50.77%	BECHARAM MANNA	All India Trinamool Congress	91570	41.14%	21438	9.63%	1890	0.85%
140	HOWRAH UTTAR	133063	UMESH RAI	Bharatiya Janata Party	67539	50.76%	GAUTAM CHOWDHURY	All India Trinamool Congress	56289	42.30%	11250	8.45%	848	0.64%

S.No.	Constituency	Total Valid Votes in The Constituency	Winner	Party	Votes Polled for Winners	% Vote share for Winner	Runners Up	Party	Votes Polled for Runners up	% of Votes Polled for Runners up	Margin of Victorys	% Margin of Victory	Votes Polled for NOTA	Votes Polled for NOTA %
141	NAGRAKATA	203963	PUNA BHENGRA	Bharatiya Janata Party	103478	50.73%	SANJAY KUJUR	All India Trinamool Congress	77620	38.06%	25858	12.68%	2887	1.42%
142	HARINGHATA	212756	ASIM KUMAR SARKAR	Bharatiya Janata Party	107900	50.72%	DR. RAJIB BISWAS.	All India Trinamool Congress	85845	40.35%	22055	10.37%	1575	0.74%
143	DURGAPUR PURBA	214802	CHANDRA SEKHAR BANERJEE	Bharatiya Janata Party	108888	50.69%	PRADIP MAZUMDAR	All India Trinamool Congress	77954	36.29%	30934	14.40%	2594	1.21%
144	KETUGRAM	219183	ANADI GHOSH	Bharatiya Janata Party	111104	50.69%	SEKH SAHONAWEZ	All India Trinamool Congress	83494	38.09%	27610	12.60%	4034	1.84%
145	MANIKTALA	150722	TAPAS ROY	Bharatiya Janata Party	76370	50.67%	SHRREYA PANDE	All India Trinamool Congress	60726	40.29%	15644	10.38%	1058	0.70%
146	BARRACKPUR	154918	KAUSTUV BAGCHI	Bharatiya Janata Party	78466	50.65%	RAJ CHAKRABORTY (RAJU)	All India Trinamool Congress	62644	40.44%	15822	10.21%	1197	0.77%
147	DANTAN	218374	AJIT KUMAR JANA	Bharatiya Janata Party	110259	50.49%	MANIK MAITI	All India Trinamool Congress	99883	45.74%	10376	4.75%	1211	0.55%
148	PURBASTHALI DAKSHIN	220056	PRAN KRISHNA TAPADAR	Bharatiya Janata Party	111004	50.44%	SWAPAN DEBNATH	All India Trinamool Congress	94342	42.87%	16662	7.57%	1923	0.87%
149	BANDWAN	266178	LABSEN BASKEY	Bharatiya Janata Party	134080	50.37%	RAJIB LOCHAN SAREN	All India Trinamool Congress	104503	39.26%	29577	11.11%	2780	1.04%
150	NANDIGRAM	252722	ADHIKARI SUVENDU	Bharatiya Janata Party	127301	50.37%	PABITRA KAR	All India Trinamool Congress	117636	46.55%	9665	3.82%	919	0.36%

S.No.	Constituency	Total Valid Votes in The Constituency	Winner	Party	Votes Polled for Winners	% Vote share for Winner	Runners Up	Party	Votes Polled for Runners up	% of Votes Polled for Runners up	Margin of Victorys	% Margin of Victory	Votes Polled for NOTA	Votes Polled for NOTA %
151	PANIHATI	174984	RATNA DEBNATH	Bharatiya Janata Party	87977	50.28%	TIRTHANKAR GHOSH	All India Trinamool Congress	59141	33.80%	28836	16.48%	1045	0.60%
152	KASHIPUR	211974	KAMALA KANTA HANSDA	Bharatiya Janata Party	106571	50.28%	SOUMEN BELTHARIA	All India Trinamool Congress	85295	40.24%	21276	10.04%	2797	1.32%
153	PATASHPUR	232048	TAPAN MAITY	Bharatiya Janata Party	116589	50.24%	PIJUS KANTI PANDA	All India Trinamool Congress	107538	46.34%	9051	3.90%	836	0.36%
154	MAYURESWAR	213473	DUDH KUMAR MONDAL	Bharatiya Janata Party	107056	50.15%	ABHIJIT ROY	All India Trinamool Congress	86054	40.31%	21002	9.84%	2456	1.15%
155	DUM DUM	198098	ARIJIT BAKSHI	Bharatiya Janata Party	99181	50.07%	BRATYABRATA BASU	All India Trinamool Congress	73908	37.31%	25273	12.76%	1459	0.74%
156	MAL	224453	SUKRA MUNDA	Bharatiya Janata Party	112095	49.94%	BULU CHIK BARAIK	All India Trinamool Congress	96603	43.04%	15492	6.90%	3019	1.35%
157	SALBONI	266475	BIMAN MAHATA	Bharatiya Janata Party	132856	49.86%	SRIKANTA MAHATA	All India Trinamool Congress	117613	44.14%	15243	5.72%	1921	0.72%
158	DHANEKHALI	247691	ASIMA PATRA	All India Trinamool Congress	123462	49.85%	BARNALI DAS	Bharatiya Janata Party	110405	44.57%	13057	5.27%	2896	1.17%
159	HARISCHANDRAPUR	227099	MD. MATIBUR RAHAMAN	All India Trinamool Congress	113104	49.80%	RATAN DAS	Bharatiya Janata Party	64833	28.55%	48271	21.26%	954	0.42%
160	NABADWIP	218181	SRUTISEKHAR GOSWAMI	Bharatiya Janata Party	108631	49.79%	PUNDARIKAKSHYA SAHA	All India Trinamool Congress	87187	39.96%	21444	9.83%	1016	0.47%

S.No.	Constituency	Total Valid Votes in The Constituency	Winner	Party	Votes Polled for Winners	% Vote share for Winner	Runners Up	Party	Votes Polled for Runners up	% of Votes Polled for Runners up	Margin of Victorys	% Margin of Victory	Votes Polled for NOTA	Votes Polled for NOTA %
161	KHARDAHA	196505	KALYAN CHAKRABORTI	Bharatiya Janata Party	97752	49.75%	DEVADEEP PUROHIT	All India Trinamool Congress	73266	37.28%	24486	12.46%	1316	0.67%
162	KALIMPONG	169477	BHARAT KUMAR CHETRI	Bharatiya Janata Party	84290	49.74%	RUDEN SADA LEPCHA	Bharatiya Gorkha Prajatantrik Morcha	62826	37.07%	21464	12.66%	2060	1.22%
163	SUJAPUR	227125	SABINA YEASMIN	All India Trinamool Congress	112795	49.66%	ABDUL HANNAN	Indian National Congress	52508	23.12%	60287	26.54%	952	0.42%
164	SABANG	257340	AMAL KUMAR PANDA	Bharatiya Janata Party	127783	49.66%	MANAS RANJAN BHUNIA	All India Trinamool Congress	116647	45.33%	11136	4.33%	1305	0.51%
165	JAMURIA	181594	DR. BIJAN MUKHERJEE	Bharatiya Janata Party	90150	49.64%	HARERAM SINGH	All India Trinamool Congress	67636	37.25%	22514	12.40%	1701	0.94%
166	ASANSOL UTTAR	210607	KRISHNENDU MUKHERJEE	Bharatiya Janata Party	104516	49.63%	MOLOY GHATAK	All India Trinamool Congress	92901	44.11%	11615	5.52%	2755	1.31%
167	HOWRAH MADHYA	193459	ARUP ROY	All India Trinamool Congress	95948	49.60%	BIPLAB KUMAR MANDAL	Bharatiya Janata Party	79865	41.28%	16083	8.31%	1110	0.57%
168	SANDESHKHALI	216180	SANAT SARDAR	Bharatiya Janata Party	107189	49.58%	JHARNA SARDAR	All India Trinamool Congress	89679	41.48%	17510	8.10%	2192	1.01%
169	RANIGANJ	196484	PARTHA GHOSH	Bharatiya Janata Party	97416	49.58%	KALOBARAN MONDAL	All India Trinamool Congress	79630	40.53%	17786	9.05%	2452	1.25%
170	BIJPUR	144886	SUDIPTA DAS	Bharatiya Janata Party	71799	49.56%	SUBODH ADHIKARY	All India Trinamool Congress	58456	40.35%	13343	9.21%	731	0.50%

S.No.	Constituency	Total Valid Votes in The Constituency	Winner	Party	Votes Polled for Winners	% Vote share for Winner	Runners Up	Party	Votes Polled for Runners up	% of Votes Polled for Runners up	Margin of Victorys	% Margin of Victory	Votes Polled for NOTA	Votes Polled for NOTA %
171	BARABANI	185274	ARIJIT ROY	Bharatiya Janata Party	91777	49.54%	BIDHAN UPADHYAY	All India Trinamool Congress	80055	43.21%	11722	6.33%	2765	1.49%
172	UDAYNARAYANPUR	213603	SAMIR KUMAR PANJA	All India Trinamool Congress	105802	49.53%	PROBHAKAR PANDIT	Bharatiya Janata Party	93575	43.81%	12227	5.72%	1022	0.48%
173	PURBASTHALI UTTAR	224880	GOPAL CHATTOPADHYAY	Bharatiya Janata Party	111379	49.53%	VASUNDHARA GOSWAMI	All India Trinamool Congress	81153	36.09%	30226	13.44%	1188	0.53%
174	HAROA	237469	ABDUL MATIN MUHAMMAD	All India Trinamool Congress	117591	49.52%	PIYARUL ISLAM	All India Secular Front	68250	28.74%	49341	20.78%	2837	1.19%
175	SAGAR	258107	SUMANTA MANDAL	Bharatiya Janata Party	127802	49.52%	BANKIM CHANDRA HAZRA	All India Trinamool Congress	119921	46.46%	7881	3.05%	600	0.23%
176	PANSKURA PURBA	220737	SUBRATA MAITY(RANA)	Bharatiya Janata Party	109264	49.50%	ASHIM KUMAR MAJI	All India Trinamool Congress	91361	41.39%	17903	8.11%	1396	0.63%
177	JORASANKO	106847	VIJAY OJHA	Bharatiya Janata Party	52868	49.48%	VIJAY UPADHYAY	All India Trinamool Congress	47071	44.05%	5797	5.43%	672	0.63%
178	SHIBPUR	181323	RUDRANIL GHOSH	Bharatiya Janata Party	89615	49.42%	DR. RANA CHATTERJEE	All India Trinamool Congress	73557	40.57%	16058	8.86%	1300	0.72%
179	JAYNAGAR	219107	BISWANATH DAS	All India Trinamool Congress	108194	49.38%	ALOKE HALDER	Bharatiya Janata Party	81844	37.35%	26350	12.03%	903	0.41%
180	BEHALA PURBA	234687	SANKAR SIKDER	Bharatiya Janata Party	115502	49.22%	SUBHASISH CHAKRABORTY	All India Trinamool Congress	90365	38.50%	25137	10.71%	1635	0.70%

S.No.	Constituency	Total Valid Votes in The Constituency	Winner	Party	Votes Polled for Winners	% Vote share for Winner	Runners Up	Party	Votes Polled for Runners up	% of Votes Polled for Runners up	Margin of Victorys	% Margin of Victory	Votes Polled for NOTA	Votes Polled for NOTA %
181	NAIHATI	157664	SUMITRO CHATTERJEE	Bharatiya Janata Party	77484	49.15%	SANAT DEY	All India Trinamool Congress	67054	42.53%	10430	6.62%	1187	0.75%
182	BAGHMUNDI	230137	RAHIDAS MAHATO	Bharatiya Janata Party	112663	48.95%	SUSHANTA MAHATO	All India Trinamool Congress	71846	31.22%	40817	17.74%	2437	1.06%
183	BALLY	117838	SANJAY KUMAR SINGH	Bharatiya Janata Party	57639	48.91%	KAILASH KUMAR MISHRA	All India Trinamool Congress	45642	38.73%	11997	10.18%	924	0.78%
184	KASBA	241206	AHMED JAVED KHAN	All India Trinamool Congress	117893	48.88%	BANERJEE SANDIP	Bharatiya Janata Party	96919	40.18%	20974	8.70%	1902	0.79%
185	MANIKCHAK	225363	GOUR CHANDRA MANDAL	Bharatiya Janata Party	110118	48.86%	KABITA MANDAL	All India Trinamool Congress	96180	42.68%	13938	6.18%	1201	0.53%
186	NAKASHIPARA	205920	SANTANU DEY	Bharatiya Janata Party	100600	48.85%	KALLOL KHAN	All India Trinamool Congress	83273	40.44%	17327	8.41%	1873	0.91%
187	KUSHMANDI	199526	TAPAS CHANDRA ROY	Bharatiya Janata Party	97437	48.83%	REKHA ROY	All India Trinamool Congress	88374	44.29%	9063	4.54%	1584	0.79%
188	MAGRAHAT PURBA	222178	SARMISTHA PURKAIT	All India Trinamool Congress	108412	48.80%	UTTAM KUMAR BANIK	Bharatiya Janata Party	76805	34.57%	31607	14.23%	858	0.39%
189	BHAGABANGOLA	218216	REYAT HOSSAIN SARKAR	All India Trinamool Congress	105997	48.57%	MAHAMUDAL HASAN	Communist Party of India (Marxist)	49590	22.73%	56407	25.85%	1085	0.50%
190	NAYAGRAM	207713	AMIYA KISKU	Bharatiya Janata Party	100857	48.56%	DULAL MURMU	All India Trinamool Congress	94433	45.46%	6424	3.09%	2890	1.39%

S.No.	Constituency	Total Valid Votes in The Constituency	Winner	Party	Votes Polled for Winners	% Vote share for Winner	Runners Up	Party	Votes Polled for Runners up	% of Votes Polled for Runners up	Margin of Victorys	% Margin of Victory	Votes Polled for NOTA	Votes Polled for NOTA %
191	BURWAN	188917	SUKHEN KUMAR BAGDI	Bharatiya Janata Party	91661	48.52%	PROTIMA RAJAK	All India Trinamool Congress	69361	36.72%	22300	11.80%	2500	1.32%
192	ULUBERIA DAKSHIN	226271	PULAK ROY	All India Trinamool Congress	109649	48.46%	SWAMI MANGALANANDA PURI	Bharatiya Janata Party	92462	40.86%	17187	7.60%	1446	0.64%
193	BASIRHAT UTTAR	238563	MD. TAUSEFFUR RAHMAN	All India Trinamool Congress	115503	48.42%	MD. MUSA KAREMULLA	All India Secular Front	58233	24.41%	57270	24.01%	1684	0.71%
194	HINGALGANJ	207071	REKHA PATRA	Bharatiya Janata Party	100207	48.39%	ANANDA SARKAR	All India Trinamool Congress	94786	45.77%	5421	2.62%	1660	0.80%
195	NOAPARA	195177	ARJUN SINGH	Bharatiya Janata Party	94415	48.37%	TRINANKUR BHATTACHARJEE	All India Trinamool Congress	76759	39.33%	17656	9.05%	1372	0.70%
196	BAISNABNAGAR	224839	RAJU KARMAKAR	Bharatiya Janata Party	108692	48.34%	CHANDANA SARKAR	All India Trinamool Congress	61811	27.49%	46881	20.85%	1789	0.80%
197	SITAI	265319	SANGITA ROY	All India Trinamool Congress	128188	48.31%	ASHUTOSH BARMA	Bharatiya Janata Party	125467	47.29%	2721	1.03%	1324	0.50%
198	HEMTABAD	239372	HARIPADA BARMAN	Bharatiya Janata Party	115529	48.26%	SATYAJIT BARMAN	All India Trinamool Congress	103168	43.10%	12361	5.16%	757	0.32%
199	BARANAGAR	169347	SAJAL GHOSH	Bharatiya Janata Party	81730	48.26%	SAYANTIKA BANERJEE	All India Trinamool Congress	64774	38.25%	16956	10.01%	1197	0.71%
200	MURSHIDABAD	237534	GOURI SANKAR GHOSH	Bharatiya Janata Party	114443	48.18%	SHAONI SINGHA ROY	All India Trinamool Congress	82922	34.91%	31521	13.27%	1442	0.61%

S.No.	Constituency	Total Valid Votes in The Constituency	Winner	Party	Votes Polled for Winners	% Vote share for Winner	Runners Up	Party	Votes Polled for Runners up	% of Votes Polled for Runners up	Margin of Victorys	% Margin of Victory	Votes Polled for NOTA	Votes Polled for NOTA %
201	BAGNAN	218406	ARUNAVA SEN	All India Trinamool Congress	105060	48.10%	PRAMANSHU RANA	Bharatiya Janata Party	93744	42.92%	11316	5.18%	2048	0.94%
202	ITAHAR	204159	MOSARAF HUSSEN	All India Trinamool Congress	98172	48.09%	SABITA BARMAN	Bharatiya Janata Party	70294	34.43%	27878	13.66%	699	0.34%
203	TEHATTA	233588	SUBRATA KABIRAJ	Bharatiya Janata Party	112138	48.01%	DILIP KUMAR PODDAR	All India Trinamool Congress	83885	35.91%	28253	12.10%	922	0.39%
204	RAMPURHAT	233723	DHRUBA SAHA	Bharatiya Janata Party	111920	47.89%	ASISH BANERJEE	All India Trinamool Congress	87687	37.52%	24233	10.37%	3163	1.35%
205	LABPUR	223002	DEBASIS OJHA (HAKU DA)	Bharatiya Janata Party	106402	47.71%	ABHIJIT SINHA (RANA)	All India Trinamool Congress	102852	46.12%	3550	1.59%	3145	1.41%
206	SAINTHIA	241175	KRISHNA KANTA SAHA	Bharatiya Janata Party	115054	47.71%	NILABATI SAHA	All India Trinamool Congress	104748	43.43%	10306	4.27%	1551	0.64%
207	AUSGRAM	225886	KALITA MAJI	Bharatiya Janata Party	107692	47.68%	SHYAMA PRASANNA LOHAR	All India Trinamool Congress	95157	42.13%	12535	5.55%	2425	1.07%
208	GALSI	232345	RAJU PATRA	Bharatiya Janata Party	110640	47.62%	ALOK KUMAR MAJHI	All India Trinamool Congress	100146	43.10%	10494	4.52%	2780	1.20%
209	KUMARGANJ	173869	TORAF HOSSAIN MANDAL	All India Trinamool Congress	82791	47.62%	SUBHENDU SARKAR	Bharatiya Janata Party	76106	43.77%	6685	3.84%	789	0.45%
210	PATHARPRATIMA	246059	SAMIR KUMAR JANA	All India Trinamool Congress	117164	47.62%	ASIT KUMAR HALDAR	Bharatiya Janata Party	112291	45.64%	4873	1.98%	1044	0.42%

S.No.	Constituency	Total Valid Votes in The Constituency	Winner	Party	Votes Polled for Winners	% Vote share for Winner	Runners Up	Party	Votes Polled for Runners up	% of Votes Polled for Runners up	Margin of Victorys	% Margin of Victory	Votes Polled for NOTA	Votes Polled for NOTA %
211	MANGALKOT	219247	SHISHIR GHOSH	Bharatiya Janata Party	104020	47.44%	APURBA CHOWDHURY (ACHAL)	All India Trinamool Congress	91297	41.64%	12723	5.80%	3423	1.56%
212	BARUIPUR PASCHIM	221031	BIMAN BANERJEE	All India Trinamool Congress	104781	47.41%	BISWAJIT PAUL	Bharatiya Janata Party	86919	39.32%	17862	8.08%	1110	0.50%
213	BEHALA PASCHIM	238796	DR. INDRANIL KHAN	Bharatiya Janata Party	113171	47.39%	RATNA CHATTERJEE	All India Trinamool Congress	88472	37.05%	24699	10.34%	1484	0.62%
214	NANOOR	253119	BIDHAN CHANDRA MAJHI	All India Trinamool Congress	119910	47.37%	KHOKAN DAS	Bharatiya Janata Party	111788	44.16%	8122	3.21%	1865	0.74%
215	BHANGAR	267394	MD NAWSAD SIDDIQUE	All India Secular Front	126555	47.33%	SAOKAT MOLLA	All India Trinamool Congress	94467	35.33%	32088	12.00%	1595	0.60%
216	MONTESWAR	204165	SAIKAT PANJA	Bharatiya Janata Party	96559	47.29%	CHOWDHURI SIDDIQUILLAH	All India Trinamool Congress	81761	40.05%	14798	7.25%	1360	0.67%
217	KAKDWIP	231303	DIPANKAR JANA	Bharatiya Janata Party	109373	47.29%	MANTURAM PAKHIRA	All India Trinamool Congress	104613	45.23%	4760	2.06%	1165	0.50%
218	KHARAGPUR	208560	DINEN ROY	All India Trinamool Congress	98320	47.14%	TAPAN BHUYA	Bharatiya Janata Party	95448	45.77%	2872	1.38%	1535	0.74%
219	CHANDITALA	227472	SWATI KHANDOKER	All India Trinamool Congress	107143	47.10%	DEBASISH MUKHERJEE	Bharatiya Janata Party	87480	38.46%	19663	8.64%	1451	0.64%
220	INDUS	232394	NIRMAL KUMAR DHARA	Bharatiya Janata Party	108733	46.79%	SHYAMALI ROY BAGDI	All India Trinamool Congress	107833	46.40%	900	0.39%	1582	0.68%

S.No.	Constituency	Total Valid Votes in The Constituency	Winner	Party	Votes Polled for Winners	% Vote share for Winner	Runners Up	Party	Votes Polled for Runners up	% of Votes Polled for Runners up	Margin of Victorys	% Margin of Victory	Votes Polled for NOTA	Votes Polled for NOTA %
221	MEMARI	227492	MANAB GUHA	Bharatiya Janata Party	106428	46.78%	RASH BIHARI HALDER	All India Trinamool Congress	99322	43.66%	7106	3.12%	1229	0.54%
222	SONARPUR UTTAR	256444	DEBASISH DHAR	Bharatiya Janata Party	119824	46.73%	FIRDOUSI BEGAM	All India Trinamool Congress	110017	42.90%	9807	3.82%	1599	0.62%
223	KHANDAGHOSH	223246	NABIN CHANDRA BAG	All India Trinamool Congress	104183	46.67%	GOUTAM DHARA	Bharatiya Janata Party	95899	42.96%	8284	3.71%	1271	0.57%
224	BOLPUR	246339	CHANDRANATH SINHA	All India Trinamool Congress	114915	46.65%	DILIP GHOSH	Bharatiya Janata Party	101727	41.30%	13188	5.35%	3554	1.44%
225	JAMALPUR	214774	ARUN HALDER	Bharatiya Janata Party	99936	46.53%	BHUTNATH MALIK	All India Trinamool Congress	88758	41.33%	11178	5.20%	1798	0.84%
226	SATGACHHIA	239370	AGNISWAR NASKAR	Bharatiya Janata Party	111023	46.38%	SOMASHREE BETAL	All India Trinamool Congress	110622	46.21%	401	0.17%	1654	0.69%
227	DUM DUM UTTAR	223349	SOURAV SIKDAR	Bharatiya Janata Party	103284	46.24%	CHANDRIMA BHATTACHARYA	All India Trinamool Congress	76880	34.42%	26404	11.82%	1475	0.66%
228	RAIDIGHI	257773	TAPAS MONDAL S/O-SHIBPRASAD MONDAL	All India Trinamool Congress	118991	46.16%	PALASH RANA	Bharatiya Janata Party	113034	43.85%	5957	2.31%	1152	0.45%
229	CHANDANNAGAR	186909	Deepanjan Kumar Guha	Bharatiya Janata Party	86273	46.16%	Indranil Sen	All India Trinamool Congress	72832	38.97%	13441	7.19%	2016	1.08%
230	PANDABESWAR	174712	JITENDRA KUMAR TEWARI	Bharatiya Janata Party	80501	46.08%	NARENDRANATH CHAKRABORTY	All India Trinamool Congress	79103	45.28%	1398	0.80%	1289	0.74%

S.No.	Constituency	Total Valid Votes in The Constituency	Winner	Party	Votes Polled for Winners	% Vote share for Winner	Runners Up	Party	Votes Polled for Runners up	% of Votes Polled for Runners up	Margin of Victorys	% Margin of Victory	Votes Polled for NOTA	Votes Polled for NOTA %
231	HARIPAL	245994	MADHUMITA GHOSH	Bharatiya Janata Party	113332	46.07%	KARABI MANNA	All India Trinamool Congress	109844	44.65%	3488	1.42%	1747	0.71%
232	CHAPRA	210762	JEBER SEKH	All India Trinamool Congress	97085	46.06%	SAIKAT SARKAR	Bharatiya Janata Party	66305	31.46%	30780	14.60%	1550	0.74%
233	BHATAR	214694	KARFA SOUMEN	Bharatiya Janata Party	98820	46.03%	KONER SHANTANU	All India Trinamool Congress	92292	42.99%	6528	3.04%	3252	1.51%
234	SANKRAIL	229210	PRIYA PAUL	All India Trinamool Congress	105412	45.99%	BARNALI DHALI NASKAR	Bharatiya Janata Party	88672	38.69%	16740	7.30%	1769	0.77%
235	ULUBERIA PURBA	208025	RITABRATA BANERJEE	All India Trinamool Congress	95633	45.97%	RUDRA PROSAD BANERJEE	Bharatiya Janata Party	83795	40.28%	11838	5.69%	1251	0.60%
236	SREERAMPUR	186297	BHASKAR BHATTACHARYA	Bharatiya Janata Party	85644	45.97%	TANMOY GHOSH	All India Trinamool Congress	76959	41.31%	8685	4.66%	1817	0.98%
237	JADAVPUR	231075	SARBORI MUKHERJEE	Bharatiya Janata Party	106199	45.96%	DEBABRATA MAJUMDAR (MALAY)	All India Trinamool Congress	78483	33.96%	27716	11.99%	1976	0.86%
238	ULUBERIA UTTAR	203466	CHIRAN BERA	Bharatiya Janata Party	93320	45.87%	BIMAL KUMAR DAS	All India Trinamool Congress	89143	43.81%	4177	2.05%	1091	0.54%
239	CHAMPDANI	204415	DILIP SINGH	Bharatiya Janata Party	93704	45.84%	ARINDAM GUIN (BUBAI)	All India Trinamool Congress	90678	44.36%	3026	1.48%	2027	0.99%
240	RATUA	233138	SAMAR MUKHERJEE	All India Trinamool Congress	106834	45.82%	ABISHEK SINGHANIA	Bharatiya Janata Party	74272	31.86%	32562	13.97%	1447	0.62%

S.No.	Constituency	Total Valid Votes in The Constituency	Winner	Party	Votes Polled for Winners	% Vote share for Winner	Runners Up	Party	Votes Polled for Runners up	% of Votes Polled for Runners up	Margin of Victorys	% Margin of Victory	Votes Polled for NOTA	Votes Polled for NOTA %
241	JAGATBALLAVPUR	252515	ANUPAM GHOSH	Bharatiya Janata Party	115608	45.78%	SUBIR CHATTERJEE (TINKAI)	All India Trinamool Congress	108937	43.14%	6671	2.64%	2199	0.87%
242	RAGHUNATHGANJ	194765	AKHRUZZAMAN	All India Trinamool Congress	88909	45.65%	NASIR SAIKH	Indian National Congress	48354	24.83%	40555	20.82%	1953	1.00%
243	HARIRAMPUR	204074	BIPLAB MITRA	All India Trinamool Congress	93098	45.62%	DEBABRATA MAJUMDER	Bharatiya Janata Party	91112	44.65%	1986	0.97%	1013	0.50%
244	HANSAN	226555	FAYEZUL HAQUE (KAJAL SK)	All India Trinamool Congress	103223	45.56%	NIKHIL BANERJEE	Bharatiya Janata Party	74925	33.07%	28298	12.49%	1153	0.51%
245	BARDHAMAN UTTAR	247932	NISITH KUMAR MALIK	All India Trinamool Congress	112688	45.45%	SANJOY DAS	Bharatiya Janata Party	106228	42.85%	6460	2.61%	3771	1.52%
246	BADURIA	227365	BURHANUL MUKADDIM (LITON)	All India Trinamool Congress	103334	45.45%	SUKRITI KUMAR SARKAR	Bharatiya Janata Party	63273	27.83%	40061	17.62%	1387	0.61%
247	KASHIPUR-BELGACHHIA	150542	RITESH TIWARI	Bharatiya Janata Party	68368	45.41%	ATIN GHOSH	All India Trinamool Congress	66717	44.32%	1651	1.10%	1250	0.83%
248	CHAKULIA	199125	AZAD MINHAJUL ARFIN	All India Trinamool Congress	90277	45.34%	MANOJ KUMAR JAIN	Bharatiya Janata Party	62266	31.27%	28011	14.07%	1724	0.87%
249	HOWRAH DAKSHIN	222054	NANDITA CHOWDHURY	All India Trinamool Congress	100540	45.28%	SHYAMAL KUMAR HATI	Bharatiya Janata Party	92712	41.75%	7828	3.53%	1574	0.71%
250	BASIRHAT DAKSHIN	250535	SURAJIT MITRA (BADAL)	All India Trinamool Congress	112965	45.09%	DR. SOURYA BANERJEE	Bharatiya Janata Party	103421	41.28%	9544	3.81%	1327	0.53%
251	JOYPUR	233203	BISWAJIT MAHATO	Bharatiya Janata Party	104668	44.88%	ARJUN MAHATO	All India Trinamool Congress	82450	35.36%	22218	9.53%	3239	1.39%

S.No.	Constituency	Total Valid Votes in The Constituency	Winner	Party	Votes Polled for Winners	% Vote share for Winner	Runners Up	Party	Votes Polled for Runners up	% of Votes Polled for Runners up	Margin of Victorys	% Margin of Victory	Votes Polled for NOTA	Votes Polled for NOTA %
252	RAINA	233245	SUBHASH PATRA	Bharatiya Janata Party	103487	44.37%	MANDIRA DALUI	All India Trinamool Congress	102653	44.01%	834	0.36%	1442	0.62%
253	AMTA	237001	AMIT SAMANTA	Bharatiya Janata Party	104649	44.16%	SUKANTA KUMAR PAUL	All India Trinamool Congress	100195	42.28%	4454	1.88%	1855	0.78%
254	JANGIPARA	232291	PROSENJIT BAG	Bharatiya Janata Party	102409	44.09%	SNEHASIS CHAKRABORTY	All India Trinamool Congress	101547	43.72%	862	0.37%	2388	1.03%
255	ASHOKNAGAR	219757	DR. SUMAY HIRA	Bharatiya Janata Party	96807	44.05%	NARAYAN GOSWAMI	All India Trinamool Congress	87399	39.77%	9408	4.28%	1161	0.53%
256	KULPI	207706	BARNALI DHARA	All India Trinamool Congress	91266	43.94%	ABANI NASKAR	Bharatiya Janata Party	80883	38.94%	10383	5.00%	1378	0.66%
257	MANDIRBAZAR	213229	JOYDEB HALDER S/O - KARTICK CHANDRA HALDER	All India Trinamool Congress	93686	43.94%	MALLIKA PAIK W/O - ASHOK PAIK	Bharatiya Janata Party	91691	43.00%	1995	0.94%	1036	0.49%
258	KARANDIGHI	219973	BIRAJ BISWAS	Bharatiya Janata Party	96260	43.76%	GOUTAM PAUL	All India Trinamool Congress	76391	34.73%	19869	9.03%	1647	0.75%
259	SAGARDIGHI	207660	BAYRON BISWAS	All India Trinamool Congress	90781	43.72%	TAPAS KUMAR CHAKRABORTY	Bharatiya Janata Party	56521	27.22%	34260	16.50%	1938	0.93%
260	KAMARHATI	148272	MADAN MITRA	All India Trinamool Congress	64817	43.71%	ARUP CHOUDHURY (PULAK)	Bharatiya Janata Party	59171	39.91%	5646	3.81%	1145	0.77%
261	KARIMPUR	240916	SAMARENDRANATH GHOSH	Bharatiya Janata Party	105234	43.68%	SOHAM CHAKRABORTY	All India Trinamool Congress	95049	39.45%	10185	4.23%	1140	0.47%

S.No.	Constituency	Total Valid Votes in The Constituency	Winner	Party	Votes Polled for Winners	% Vote share for Winner	Runners Up	Party	Votes Polled for Runners up	% of Votes Polled for Runners up	Margin of Victorys	% Margin of Victory	Votes Polled for NOTA	Votes Polled for NOTA %
262	SWARUPNAGAR	218120	BINA MONDAL	All India Trinamool Congress	94813	43.47%	TARAK SAHA	Bharatiya Janata Party	78796	36.13%	16017	7.34%	1230	0.56%
263	PANDUA	233718	TUSAR KUMAR MAJUMDAR	Bharatiya Janata Party	101349	43.36%	SAMIR CHAKRABORTY	All India Trinamool Congress	96121	41.13%	5228	2.24%	1651	0.71%
264	DEGANGA	233473	ANISUR RAHAMAN BIDESH	All India Trinamool Congress	101114	43.31%	MD MOFIDUL HOQUE SAHAJI MINTU	All India Secular Front	83296	35.68%	17818	7.63%	2318	0.99%
265	TOLLYGANJ	205661	PAPIA ADHIKARY	Bharatiya Janata Party	88407	42.99%	AROOP BISWAS	All India Trinamool Congress	82394	40.06%	6013	2.92%	1501	0.73%
266	JANGIPUR	212606	CHITTA MUKHERJEE	Bharatiya Janata Party	91201	42.90%	JAKIR HOSSAIN	All India Trinamool Congress	80659	37.94%	10542	4.96%	1143	0.54%
267	MINAKHAN	215848	USHA RANI MONDAL	All India Trinamool Congress	92079	42.66%	RUDRENDRA PATRA	Bharatiya Janata Party	59787	27.70%	32292	14.96%	2616	1.21%
268	BHARATPUR	214424	MUSTAFIJUR RAHAMAN (SUMAN)	All India Trinamool Congress	90870	42.38%	ANAMIKA GHOSH	Bharatiya Janata Party	60117	28.04%	30753	14.34%	1620	0.76%
269	RAJARHAT NEW TOWN	252560	PIYUSH KANODIA	Bharatiya Janata Party	106564	42.19%	TAPASH CHATTERJEE	All India Trinamool Congress	106248	42.07%	316	0.13%	1792	0.71%
270	DOMKAL	257790	MD. MOSTAFIJUR RAHAMAN	Communist Party of India (Marxist)	107882	41.85%	HUMAYUN KABIR	All India Trinamool Congress	91586	35.53%	16296	6.32%	1207	0.47%
271	PALASHIPARA	214650	RUKBANUR RAHMAN	All India Trinamool Congress	89241	41.58%	ANIMA DUTTA	Bharatiya Janata Party	77787	36.24%	11454	5.34%	2048	0.95%

S.No.	Constituency	Total Valid Votes in The Constituency	Winner	Party	Votes Polled for Winners	% Vote share for Winner	Runners Up	Party	Votes Polled for Runners up	% of Votes Polled for Runners up	Margin of Victorys	% Margin of Victory	Votes Polled for NOTA	Votes Polled for NOTA %
272	MADHYAMGRAM	232916	RATHIN GHOSH	All India Trinamool Congress	95995	41.21%	ANINDYA BANERJEE	Bharatiya Janata Party	93596	40.18%	2399	1.03%	1474	0.63%
273	KURSEONG	181833	SONAM LAMA	Bharatiya Janata Party	74878	41.18%	AMAR LAMA	Bharatiya Gorkha Prajatantrik Morcha	57871	31.83%	17007	9.35%	1768	0.97%
274	KALIGANJ	219023	ALIFA AHMED	All India Trinamool Congress	89292	40.77%	BAPAN GHOSH	Bharatiya Janata Party	79120	36.12%	10172	4.64%	2105	0.96%
275	BAHARAMPUR	224268	SUBRATA MAITRA (KANCHAN)	Bharatiya Janata Party	91088	40.62%	ADHIR RANJAN CHOWDHURY	Indian National Congress	73540	32.79%	17548	7.82%	1359	0.61%
276	MOTHABARI	162178	ISLAM MD NAJRUL	All India Trinamool Congress	65705	40.51%	NIBARAN GHOSH	Bharatiya Janata Party	55209	34.04%	10496	6.47%	1328	0.82%
277	MURARAI	242939	DR. MOSARRAF HOSSAIN	All India Trinamool Congress	96902	39.89%	SANJIBUR RAHAMAN (BAPPA)	Indian National Congress	59197	24.37%	37705	15.52%	1166	0.48%
278	SAMSERGANJ	155430	MOHAMMED NOOR ALAM	All India Trinamool Congress	61918	39.84%	MD NAJME ALAM	Indian National Congress	54331	34.96%	7587	4.88%	1654	1.06%
279	NALHATI	222519	RAJENDRA PRASAD SINGH(RAJU SINGH)	All India Trinamool Congress	87744	39.43%	ANIL KUMAR SINGH	Bharatiya Janata Party	74298	33.39%	13446	6.04%	1533	0.69%
280	UTTARPARA	205454	DIPANJAN CHAKRABORTY	Bharatiya Janata Party	80612	39.24%	SIRSANYA BANDOPADHYAY	All India Trinamool Congress	70197	34.17%	10415	5.07%	1722	0.84%
281	NOWDA	221600	HUMAYUN KABIR	Aam Janata Unnayan party	86463	39.02%	RANA MANDAL	Bharatiya Janata Party	58520	26.41%	27943	12.61%	1118	0.50%

S.No.	Constituency	Total Valid Votes in The Constituency	Winner	Party	Votes Polled for Winners	% Vote share for Winner	Runners Up	Party	Votes Polled for Runners up	% of Votes Polled for Runners up	Margin of Victorys	% Margin of Victory	Votes Polled for NOTA	Votes Polled for NOTA %
282	AMDANGA	213502	MOHAMMAD KASEM SIDDIQUE	All India Trinamool Congress	81670	38.25%	ARINDAM DEY	Bharatiya Janata Party	78675	36.85%	2995	1.40%	1569	0.73%
283	KHARGRAM	204477	MITALI MAL	Bharatiya Janata Party	77748	38.02%	ASHIS MARJIT	All India Trinamool Congress	68415	33.46%	9333	4.56%	1879	0.92%
284	LALGOLA	180167	ABDUL AZIZ DOCTOR	All India Trinamool Congress	67954	37.72%	TOUHIDUR RAHAMAN SUMAN	Indian National Congress	48994	27.19%	18960	10.52%	1044	0.58%
285	SUTI	220852	EMANI BISWAS	All India Trinamool Congress	81330	36.83%	MAHABIR GHOSH	Bharatiya Janata Party	68973	31.23%	12357	5.60%	1735	0.79%
286	KANDI	199460	GARGI DAS GHOSH	Bharatiya Janata Party	73355	36.78%	APURBA SARKAR (DAVID)	All India Trinamool Congress	63020	31.60%	10335	5.18%	2932	1.47%
287	FARAKKA	174841	MOTAB SHAIKH	Indian National Congress	63050	36.06%	SUNIL CHOWDHURI	Bharatiya Janata Party	54857	31.38%	8193	4.69%	1783	1.02%
288	DARJEELING	173807	NOMAN RAI	Bharatiya Janata Party	62076	35.72%	BIJOY KUMAR RAI	Bharatiya Gorkha Prajatantrik Morcha	56019	32.23%	6057	3.48%	2040	1.17%
289	NABAGRAM	221580	DILIP SAHA	Bharatiya Janata Party	78739	35.54%	PRONAB CHANDRA DAS	All India Trinamool Congress	72820	32.86%	5919	2.67%	1883	0.85%
290	JALANGI	253306	BABAR ALI	All India Trinamool Congress	88684	35.01%	IANUS ALI SARKAR	Communist Party of India (Marxist)	67168	26.52%	21516	8.49%	1345	0.53%
291	HARIHARPARA	235296	NIAMOT SHEIKH	All India Trinamool Congress	80338	34.14%	BIJOY SEKH	Aam Janata Unnayan party	67673	28.76%	12665	5.38%	1300	0.55%

S.No.	Constituency	Total Valid Votes in The Constituency	Winner	Party	Votes Polled for Winners	% Vote share for Winner	Runners Up	Party	Votes Polled for Runners up	% of Votes Polled for Runners up	Margin of Victorys	% Margin of Victory	Votes Polled for NOTA	Votes Polled for NOTA %
292	RANINAGAR	237202	JULFIKAR ALI	Indian National Congress	79423	33.48%	ABDUL SOUMIK HOSSAIN	All India Trinamool Congress	76722	32.34%	2701	1.14%	2240	0.94%
293	BELDANGA	228591	BHARAT KUMAR JHAWAR	Bharatiya Janata Party	72872	31.88%	RABIUL ALAM CHOWDHURY	All India Trinamool Congress	59664	26.10%	13208	5.78%	1779	0.78%

Table: Vote Share and Margin of Victory of Winners in West Bengal Assembly Elections 2026

MyNeta App



ADR Association for Democratic Reforms

myneta.info National Election Watch

Association for Democratic Reforms and National Election Watch present

THE UPGRADED
MYNETA APP



DOWNLOAD TODAY!

And be a part of our **#MeraVoteMeraDesh** Campaign



GET IT ON
Google Play

Scan the QR code to download

Visit our website:
www.adrindia.org
www.myneta.info

To get information about candidates/parties/MPs/MLAs/corporators/PILs in courts

Journalist Helpline no.-80103-94248
Subscribe to ADR on [WhatsApp](#) for updates: 7840067840

Visit: adrindia.org and myneta.info
Email: adr@adrindia.org

To contact ADR State Partners, visit: <https://adrindia.org/about-adr/state-coordinators>

Social Media Handles

 /adr.new

 @adrspeaks

 @adrspeaks

 @adrspeaks

 <https://www.linkedin.com/company/association-for-democratic-reforms/mycompany/>

Our Websites

www.adrindia.org
Provides detailed analytical reports of Lok Sabha, State Assemblies, Local Body Elections & Financial Reports and ongoing PILs in courts

www.myneta.info
Provides full information of criminal cases, asset, liability and education details declared by candidates in the self sworn affidavits

Android App

MyNeta

The criminal, financial, educational & other background information self declared by candidates in their affidavits during elections is now available on your mobile phones

Office Address

Association for Democratic Reforms
Plot No. E-5, 4th Floor, Lane-1, Westend Marg,
Saidulajab, (Behind Saket Metro Gate No. 2),
New Delhi - 110030
Phone : +91-011-4165-4200

Contact Details

West Bengal Election Watch

Dr. Ujjaini Halim
State Coordinator
ujjainihalim@hotmail.com

Association for Democratic Reforms/National Election Watch

<p>Media and Journalist Helpline</p> <p>+91 80103 94248 Email: adr@adrindia.org</p>	<p>Maj.Gen. Anil Verma (Retd) Head Association for Democratic Reforms, National Election Watch 011 4165 4200, adr@adrindia.org, anilverma@adrindia.org</p>	<p>Prof Trilochan Sastry Chairman, Founder & Trustee Association for Democratic Reforms, National Election Watch Visiting Faculty, IIM Bangalore tsastry@gmail.com</p>	<p>Dr. Ajit Ranade Founder Member & Trustee Association for Democratic Reforms, National Election Watch ajit.ranade@adrindia.org</p>
--	--	---	--

DISCLAIMER

All information in this report has been taken by ADR from the website of the Election Commission of India (<https://www.eci.gov.in/>) and all the information is available in public domain. ADR does not add or subtract any information, unless the EC changes the data. In particular, no unverified information from any other source is used. While all efforts have been made by ADR to ensure that the information is in keeping with what is available in the ECI website, in case of discrepancy between information provided by ADR through this report, anyone and that given in the ECI website, the information available on the ECI website should be treated as correct and Association for Democratic Reforms, West Bengal Election Watch and their volunteers are not responsible or liable for any direct, indirect special, or consequential damages, claims, demands, losses of any kind whatsoever, made, claimed, incurred or suffered by any party arising under or relating to the usage of data provided by ADR through this report.

It is to be noted that ADR undertakes great care and adopts utmost due diligence in analysing and dissemination of the background information of the candidates furnished by them at the time of elections from the duly self-sworn affidavits submitted with the Election Commission of India. Such information is only aimed at highlighting the growing criminality in politics, increased misuse of money in elections so as to facilitate a system of transparency, accountability and good governance and to enable voters to form an informed choice. Therefore, it is expected that anyone using this report shall undertake due care and utmost precaution while using the data provided by ADR. ADR is not responsible for any mishandling, discrepancy, inability to understand, misinterpretation or manipulation, distortion of the data in such a way so as to benefit or target a particular political party or politician or candidate.