

28th December, 2023

Press Release

Rajasthan Assembly Elections 2023

Analysis of Vote Share and Margin of Victory and Representativeness of Winners

Association for Democratic Reforms

T-95, C.L. House, 2nd Floor,
Near Gulmohar Commercial Complex
Gautam Nagar,
New Delhi-110 049
Phone: +91-011-4165-4200
Email: adr@adrindia.org

Contents

Summary and Highlights	3
Vote Share and Representativeness of Winners.....	5
Representation of Political Parties	5
Voter Turnout	7
Vote Share of Winner	8
Representativeness of Winners	13
Margin of Victory for Winners	14
Performance of Women Winners in Rajasthan Assembly Elections, 2023	17
Performance of Re-elected Winners in Rajasthan Assembly Elections, 2023.....	18
Details of NOTA	19
Vote Share and Representativeness of Winners in Rajasthan Assembly Elections	21
Vote Share and Margin of Victory of Winners in Rajasthan Assembly Elections 2023	32
Vote Share of Winners, Runners up, Third Position and Fourth Position in Rajasthan Assembly Elections 2023	44
Donate to ADR	66
Contact Details	68
DISCLAIMER	69

Summary and Highlights

Association for Democratic Reforms and Rajasthan Election Watch have analysed the vote share for the all **199** constituencies in the Rajasthan Assembly Elections, 2023. The voter's turnout for the Rajasthan Assembly election 2023 was **75.4%** whereas voter's turnout in Rajasthan assembly elections 2018 was **74.6%**.

Vote Share of Winners

- The winners of the Rajasthan State Assembly elections, **2023** won by an average of **47 %** of total votes polled. In the **2018** elections winners won by an average of **46%** of total votes polled.
- **88(44%)** winners won with **50%** and above of the total votes polled in their constituency.
- **111(56%)** winners won with less than **50%** of the total votes polled in their constituency.
- **35(57%)** out of **61** winners with declared criminal cases have won with a vote share of **50% and above**.
- **53(38%)** out of **138** winners with clean background have won with a vote share of **50% and above**.
- **76(45%)** out of **169** crorepati winners have won with a vote share of **50% and above**.
- **12(40%)** out of **30** non- crorepati winners have won with a vote share of **50% and above**.

Representativeness of Winners

- All the winners of the **Rajasthan State Assembly Elections, 2023** won with an average of **36%** of the total registered voters. This implies that the winners represent on an average, **36%** of the total electorate. In the **Rajasthan State Assembly Elections, 2018** won by an average of **34%** of the total registered votes

Margin of Victory

- **7** winners have won with margin of victory of less than **1000** votes.
- **4** winners have won with more than **30%** margin of victory.

Winners with Declared Criminal Cases and their Margin of Victory:

- **43** out of **61** winners with declared criminal cases have won against a runner up with a clean background.
- Among these **43** winners, **5** winners have won with more than **20%** margin of victory.
- Among these, **Rajkumar Roat (Bharat Adivasi Party)** from **Chorasi (ST)** constituency won with **33.55%** margin of victory.

Winners with clean background and their Margin of Victory:

- **33** out of **138** winners with clean background have won against a runner up with declared criminal cases.
- Among these **33** winners, **5** winners have won with more than **20%** margin of victory.
- Among these, **Ramavtar (BJP)** from **Chaksu (SC)** constituency won with **27.97%** margin of victory.

Crorepati Winners and their Margin of Victory:

- **25** out of **169** crorepati winners have won against a non-crorepati runners up.
- Among these **25** winners, **4** winners have won with more than **15%** margin of victory.
- Among these, **Lalaram Bairwa (BJP)** from **Shahpura (SC)** constituency won with **32.14%** margin of victory.

Non-crorepati Winners and their Margin of Victory:

- **25** out of **30** non-crorepati winners have won against crorepati runners up.
- Among these **25** winners, **7** winners have won with more than **20%** margin of victory.
- Among these, **Manish Yadav (INC)** from **Shahpura** constituency won with **32.61%** margin of victory.

Performance of Women Winners

- Among the **199** winners, **20** are women.
- None of the women winners have won with less than **35 %** of Vote share.
- Among the women winners, **Diya Kumari (BJP)** from **Vidhyadhar Nagar** Constituency has won with the highest vote share, i.e. **63.30%** in her constituency and **28.50%** margin of victory.

Performance of Re-elected Winners

- Out of total **75** re-elected winners, none have won with less than **30%** of vote share in their respective constituencies. **23(31%)** have won with more than **50%** of vote share.
- **47(63%)** re-elected winners have won with less than **10%** margin of victory whereas **1** has won with more than **30%** margin of victory.

NOTA

- The NOTA button instated by the ECI in 2013 gave the voters an option of rejecting all the candidates in their constituency. Out of **3, 96, 34,726** votes polled in Rajasthan Assembly, 2023, **3, 82, 066 (0.96%)** were polled for NOTA.

Vote Share and Representativeness of Winners

Representation of Political Parties

In the Rajasthan Assembly Elections 2023, **80** political parties and independents were in the fray. These included, **5** national political parties, **7** state political parties and **68** registered unrecognized parties. In comparison, during the 2018 Rajasthan State Assembly elections, **86** political parties were in the fray. These included, **6** national political parties, **7** state political parties and **73** registered unrecognized parties. This reflects that there has been **7%** decrease in the number of political parties that contested in 2023 from 2018.

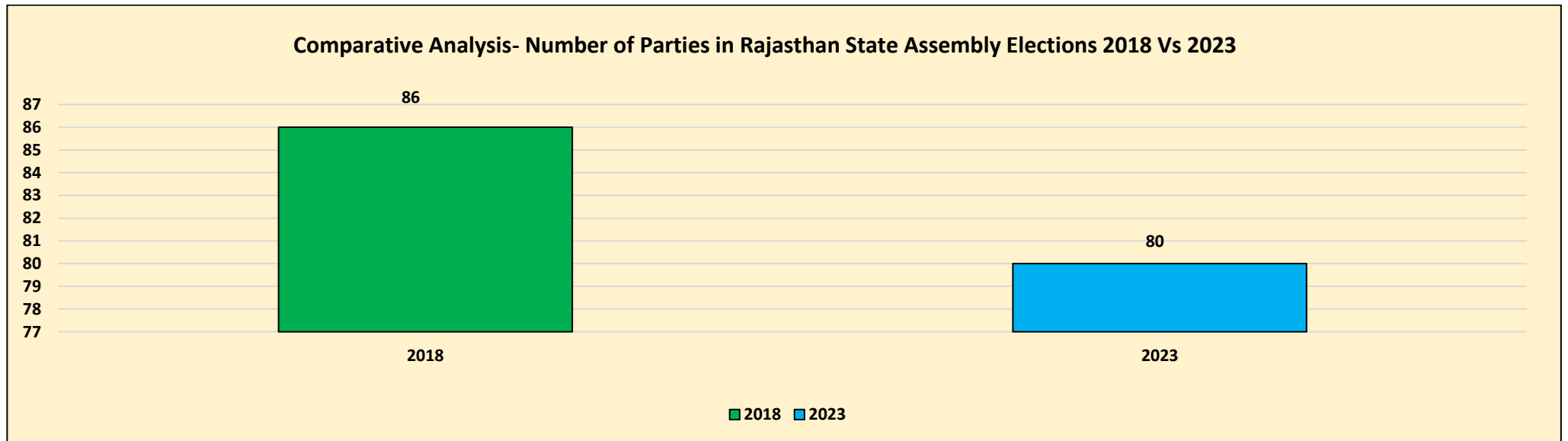


Figure: Number of Political Parties: 2018 Vs 2023

Count	Rajasthan Assembly Elections, 2018					Rajasthan Assembly Elections, 2023				
	National Political parties	State Political Parties	Registered Unrecognized Parties	Independents	Total	National Political Parties	State Political Parties	Registered Unrecognized Parties	Independents	Total
No. of Parties	6	7	73	NA	86	5	7	68	NA	80
No. of Candidates	627	209	608	830	2274	688	114	339	734	1875

Table: Number of Political Parties and Candidates

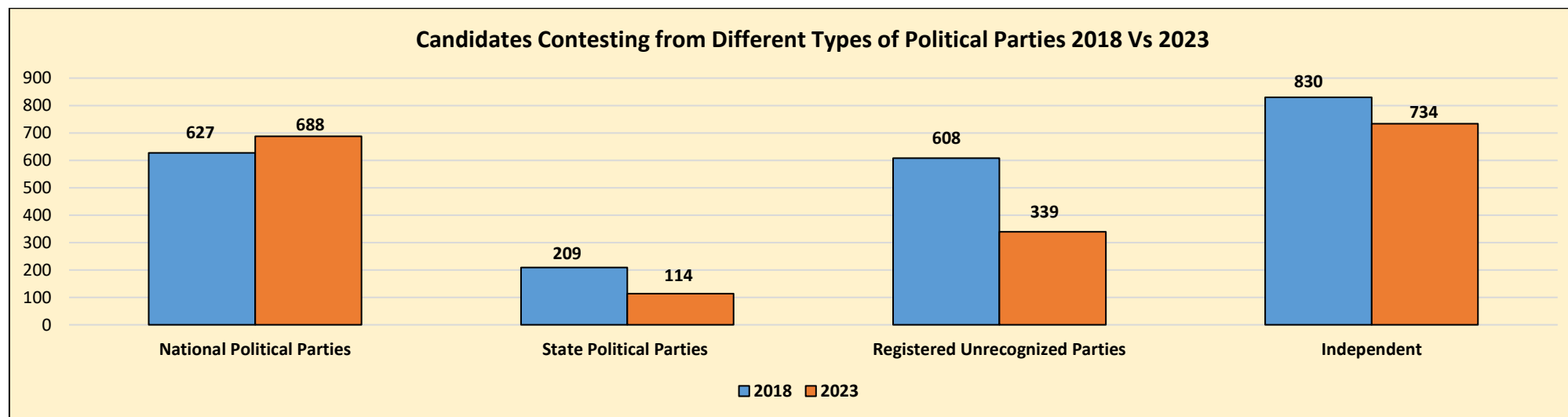


Figure: Candidates Contesting from Different Types of Political Parties

Voter Turnout

The voter's turnout for the Rajasthan Assembly was **75.4%** whereas voter's turnout in 2018 assembly elections was **74.6%**.




Figure: Comparative Analysis – Voters' Turnout

Top 3 Constituencies with Highest Voters' turnout: The following are the top 3 constituencies with highest voters' turnout in the Rajasthan Elections, 2023

S.No.	Constituency	Total Registered Voters	Total Valid Votes in The Constituency	Percentage of Voters ' Turnout
1	Pokaran	223881	198713	88.76%
2	Kushalgarh (ST)	264872	234979	88.71%
3	Nimbahera	276108	237550	86.04%

Table: Top 3 Constituencies with Highest Voters' turnout

Top 3 Constituencies with Lowest Voters' turnout: The following are the top 3 constituencies with lowest voters' turnout in the Rajasthan Elections, 2023

S.No.	Constituency	Total Registered Voters	Total Valid Votes in The Constituency	Percentage of Voters ' Turnout
1	Ahore	271390	167769	61.82%
2	Marwar Junction	294841	182293	61.83%
3	Sumerpur	311116	192486	61.87%

Table: Top 3 Constituencies with Lowest Voters' turnout

Vote Share of Winner

The percentage of vote share was calculated by dividing the votes polled for the winner by the total number of valid votes polled. The value of vote share represents votes won by the winning candidates among the total number of valid votes polled.

$$\text{Votes Share} = \frac{\text{Total Votes Polled for Winner}}{\text{Total No. of Valid Votes Polled}}$$

The winners of the Rajasthan State Assembly elections, **2023** won by an average of **47 %** of total votes polled. In the **2018** elections winners won by an average of **46%** of total votes polled.

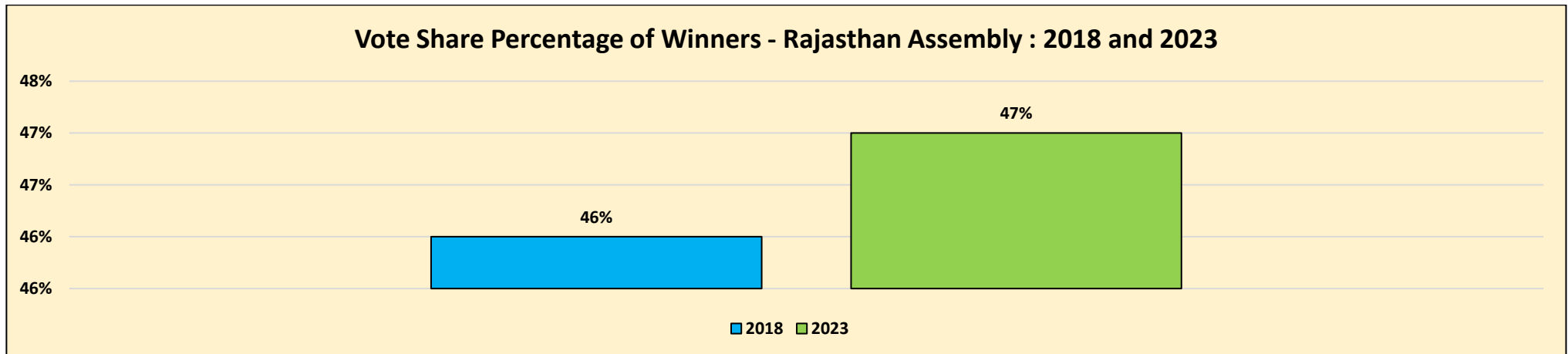


Figure: Vote Share Percentage of Winners – Rajasthan: 2018 and 2023

Number of Winners and their vote Share

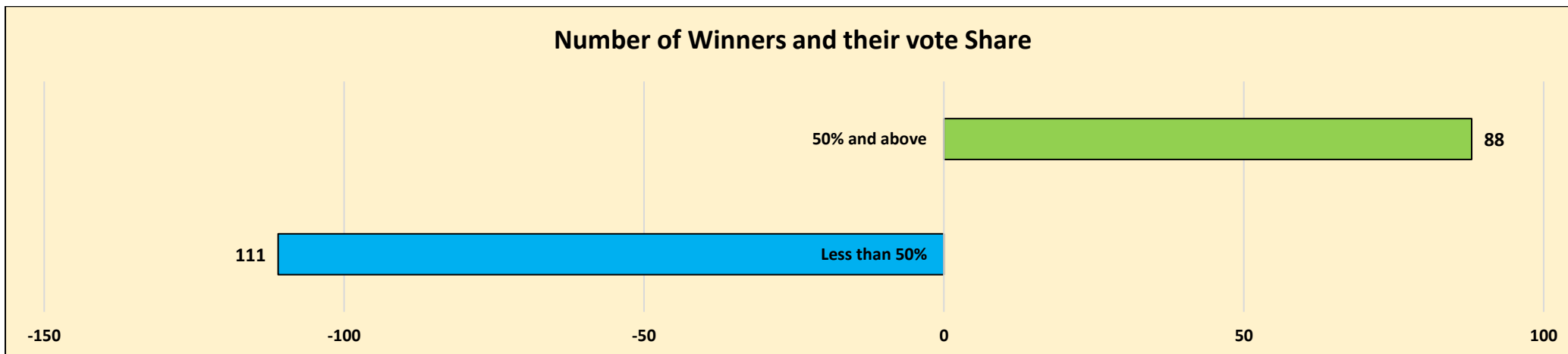


Figure: No. of Winners- Vote Share

- **Winners with highest vote share: 88(44%)** winners won with **50%** and above of the total votes polled in their constituency. The top **3** winners who have attained the highest vote share during the Rajasthan State Assembly Elections, 2023 are given below:

S.No.	Winner	Party	Constituency	Total Valid Votes in The Constituency	Total Votes Polled for Winner	% of Votes Share
1	Diya Kumari	BJP	Vidhyadhar Nagar	250409	158516	63.30%
2	Manish Yadav	INC	Shahpura	199030	124072	62.34%
3	Ladu Lal Pitliya	BJP	Sahara	189771	117203	61.76%

Table: Winners with highest vote share

- **Winners with Least Vote Share: 111(56%)** winners won with less than **50%** of the total votes polled in their constituency. **3** winners who have attained the least vote share during the Rajasthan Assembly Elections, 2023 are given below:

S.No.	Winner	Party	Constituency	Total Valid Votes in The Constituency	Total Votes Polled for Winner	% of Votes Share
1	Sumit Godara	BJP	Lunkaransar	201592	60452	29.99%
2	Avinash Gehlot	BJP	Jaitaran	213467	66277	31.05%
3	Ravindra Singh Bhati	IND	Sheo	252882	79495	31.44%

Table: Winners with least vote share

Party Wise Vote Share

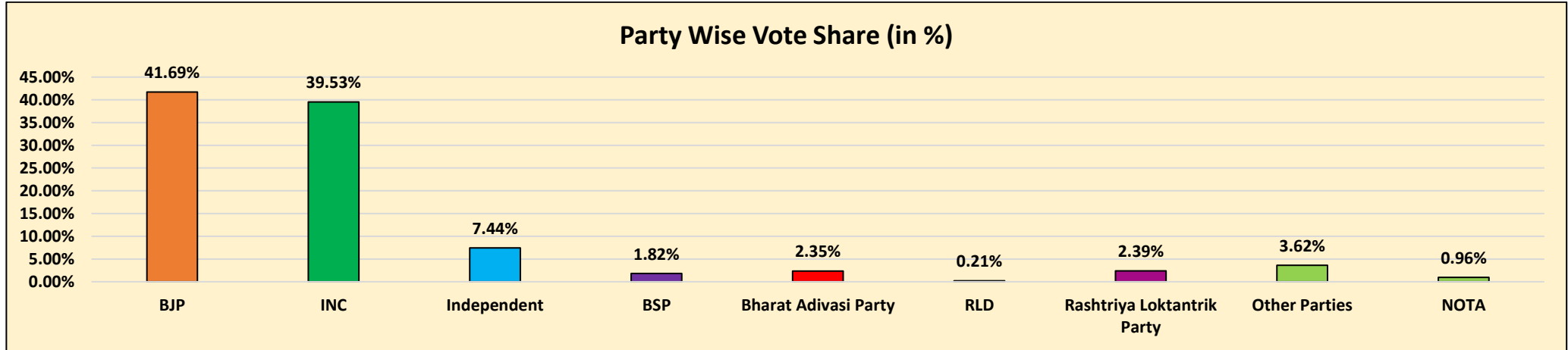


Figure: Party Wise - Vote Share

S.No.	Party	Number of Total Votes Polled for the Party	Percentage of Vote Share
1	BJP	16524787	41.69%
2	INC	15667947	39.53%
3	Independent	2947847	7.44%
4	BSP	721037	1.82%
5	Bharat Adivasi Party	929946	2.35%
6	RLD	81878	0.21%
7	Rashtriya Loktantrik Party	946203	2.39%
8	Other Parties	1433015	3.62%
9	NOTA	382066	0.96%

Table: Party wise Vote Share

- Party Wise Winners with Less than 50% of Vote Share:** Out of 115 winner of **BJP, 60(52%)** won with less than 50 % of total votes polled in their constituencies. **39(57%)** out of 69 winners from **INC, 2(67%)** out of 3 winners from **Bharat Adivasi Party, 1(50%)** out of 2 winners from **BSP, 1(100%)** winner from **RLD, 1(100%)** winner from **Rashtriya Loktantrik Party** and **7(88%)** out of 8 Independent winners have won with less than 50% of total votes polled in their constituency.

Party Wise Vote share of Winners

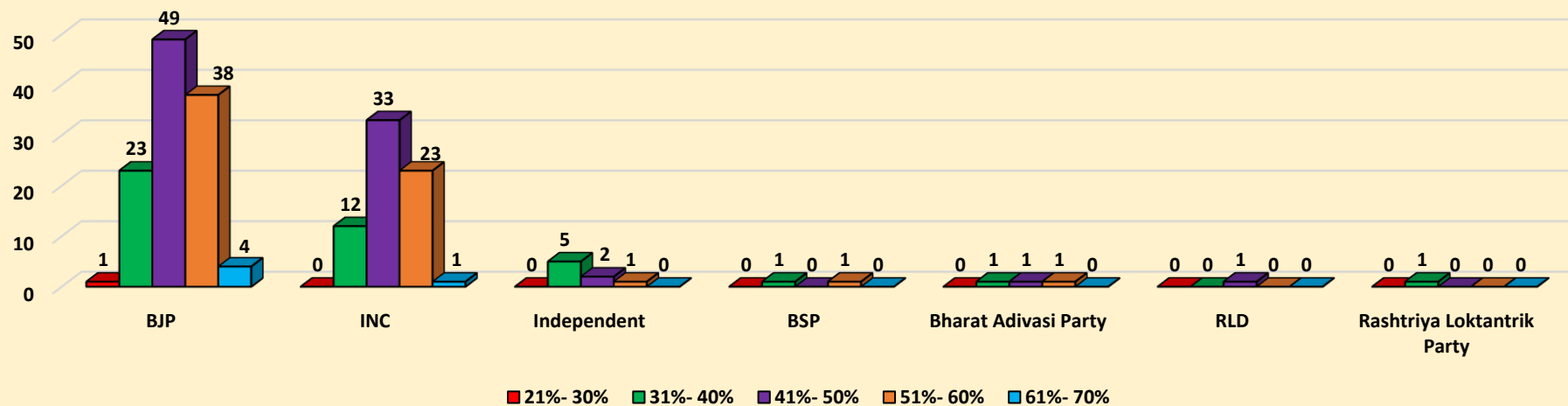


Figure: Party Wise Vote share of Winners

Vote Share	BJP	INC	Independent	Bharat Adivasi Party	BSP	RLD	Rashtriya Loktantrik Party	Grand Total
21%- 30%	1	0	0	0	0	0	0	1
31%- 40%	23	12	5	1	1	0	1	43
41%- 50%	49	33	2	1	0	1	0	86
51%- 60%	38	23	1	1	1	0	0	64
61%- 70%	4	1	0	0	0	0	0	5
Grand Total	115	69	8	3	2	1	1	199

Table: Party Wise Vote share of Winners

- **Winners with Declared Criminal Cases and their Vote Share:** 35(57%) out of 61 winners with declared criminal cases have won with a vote share of 50% and above.
- **Winners with clean background and their Vote Share:** 53 (38%) out of 138 winners with clean background have won with a vote share of 50% and above.

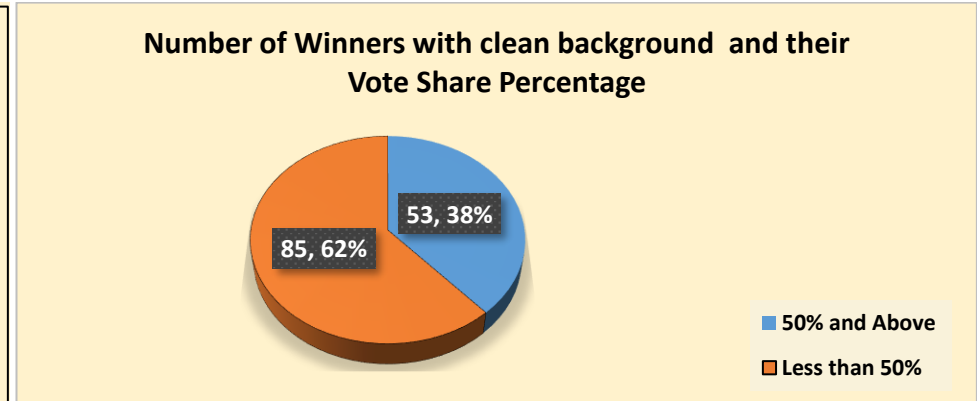
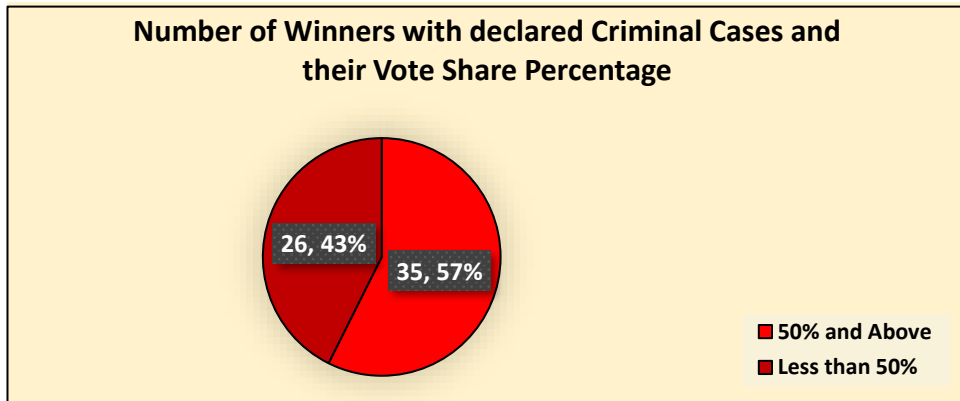


Figure: Vote share of winners with declared criminal cases and clean background winners

- **Crorepati Winners and their Vote Share:** 76(45%) out of 169 crorepati winners have won with a vote share of 50% and above.
- **Non-Crorepati Winners and their Vote Share:** 12(40%) out of 30 non-crorepati winners have won with a vote share of 50% and above.

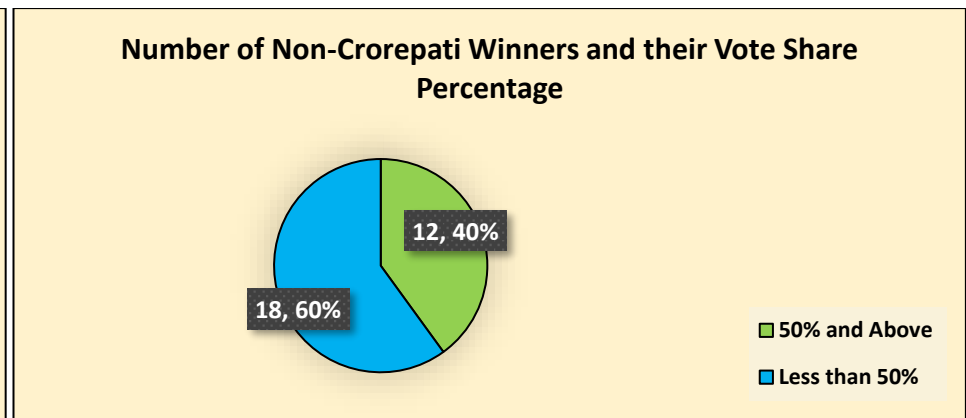
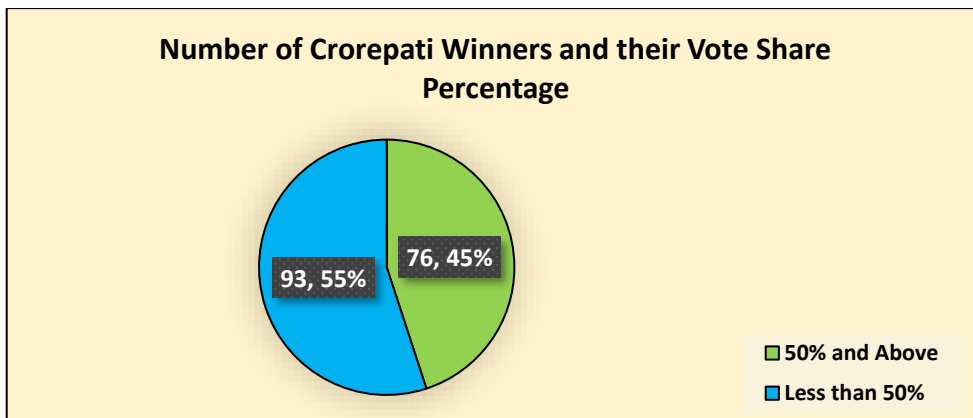


Figure: Vote share of winners with crorepati and non-crorepati winners

Representativeness of Winners

The percentage of representation is calculated by dividing the votes polled for the winner by the electorate i.e. the total number of registered voters. This value represents the percentage of votes won by the winning candidate among the total number of registered voters in the constituency.

$$\text{Representativeness} = \frac{\text{Total Votes polled for Winner}}{\text{Total No. of Registered Voters}}$$

All the winners of the **Rajasthan State Assembly Elections, 2023** won with an average of **36%** of the total registered voters. This implies that the winners represent on an average, **36%** of the total electorate. In the **Rajasthan State Assembly Elections, 2018** also won by an average of **34%** of the total registered votes.



Figure – Comparative Analysis- Representativeness of Winners

Margin of Victory for Winners

Margin of Victory = Vote Polled for Winners – Votes Polled for the Runner Up

Winners with Margin of Victory less than 1000 votes: The details of winners with Margin of Victory less than **1000** votes are given below:

S.No.	Constituency	Total Valid Votes in The Constituency	Winner	Party	Votes Polled for Winner	% Vote share for Winner	Runners Up	Party	Votes Polled for Runners up	% of Votes Polled for Runners up	Margin of Victory	Margin of Victory %
1	Kotputli	176466	Hansraj Patel	BJP	67716	38.37%	Rajendra Singh Yadav	INC	67395	38.19%	321	0.18%
2	Kathumar (SC)	164389	Ramesh Khinchi	BJP	79756	48.52%	Sanjna	INC	79347	48.27%	409	0.25%
3	Udaipurwati	199059	Bhagawana Ram Saini	INC	68399	34.36%	Subhkaran Choudhary	BJP	67983	34.15%	416	0.21%
4	Jahazpur	200485	Gopichand Meena	BJP	96933	48.35%	Dhiraj Gurjar	INC	96353	48.06%	580	0.29%
5	Nohar	239758	Amit Chachan	INC	103623	43.22%	Abhishek Matoria	BJP	102728	42.85%	895	0.37%
6	Baytoo	213370	Harish Chaudhary	INC	76821	36.00%	Ummeda Ram Beniwal	Rashtriya Loktantrik Party	75911	35.58%	910	0.43%
7	Hawa Mahal	195173	Balmukundachary	BJP	95989	49.18%	Rewati Raman Tiwari (R.R. Tiwari)	INC	95015	48.68%	974	0.50%

Table: Winners with Margin of Victory less than 1000 votes

Winners with Margin of Victory more than 30%: The details of Winners with Margin of Victory more than **30%** are given below:

S.No.	Constituency	Total Valid Votes in The Constituency	Winner	Party	Votes Polled for Winner	% Vote share for Winner	Runners Up	Party	Votes Polled for Runners up	% of Votes Polled for Runners up	Margin of Victory	Margin of Victory %
1	Chorasi (ST)	206140	Rajkumar Roat	Bharat Adivasi Party	111150	53.92%	Sushil Katara	BJP	41984	20.37%	69166	33.55%
2	Sahara	189771	Ladu Lal Pitliya	BJP	117203	61.76%	Rajendra Trivedi	INC	54684	28.82%	62519	32.94%
3	Shahpura	199030	Manish Yadav	INC	124072	62.34%	Alok Beniwal	IND	59164	29.73%	64908	32.61%
4	Shahpura (SC)	184481	Lalaram Bairwa	BJP	100135	54.28%	Narendra Kumar Regar	INC	40837	22.14%	59298	32.14%

Table: Winners with Margin of Victory more than 30%

Winners with Declared Criminal Cases and their Margin of Victory:

- **43** out of **61** winners with declared criminal cases have won against a runner up with a clean background.
- Among these **43** winners, **5** winners have won with more than **20%** margin of victory.
- Among these, **Rajkumar Roat (Bharat Adivasi Party)** from **Chorasi (ST)** constituency won with **33.55%** margin of victory.

Winners with clean background and their Margin of Victory:

- **33** out of **138** winners with clean background have won against a runner up with declared criminal cases.
- Among these **33** winners, **5** winners have won with more than **20%** margin of victory.
- Among these, **Ramavtar (BJP)** from **Chaksu (SC)** constituency won with **27.97%** margin of victory.

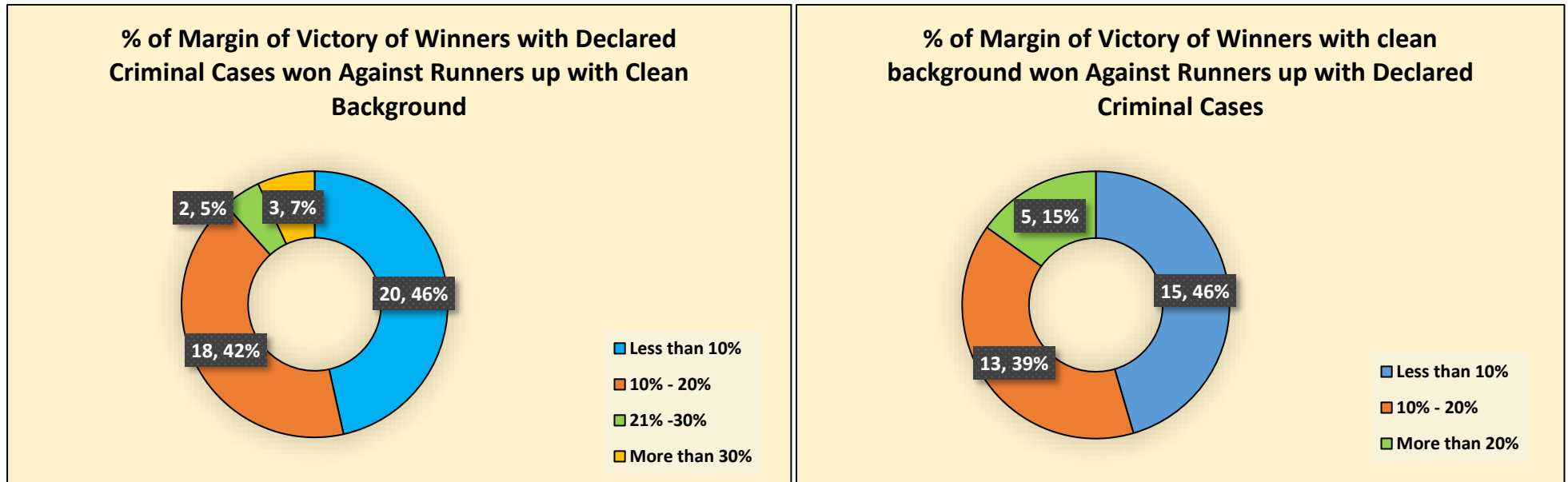


Figure: Margin of Victory of Winners with declared criminal cases and Clean Background Winners

Crorepati Winners and their Margin of Victory:

- 25 out of 169 crorepati winners have won against a non-crorepati runners up.
- Among these 25 winners, 4 winners have won with more than 15% margin of victory.
- Among these, Lalaram Bairwa (BJP) from Shahpura (SC) constituency won with 32.14% margin of victory.

Non-crorepati Winners and their Margin of Victory:

- 25 out of 30 non-crorepati winners have won against crorepati runners up.
- Among these 25 winners, 7 winners have won with more than 20% margin of victory.
- Among these, Manish Yadav (INC) from Shahpura constituency won with 32.61% margin of victory.

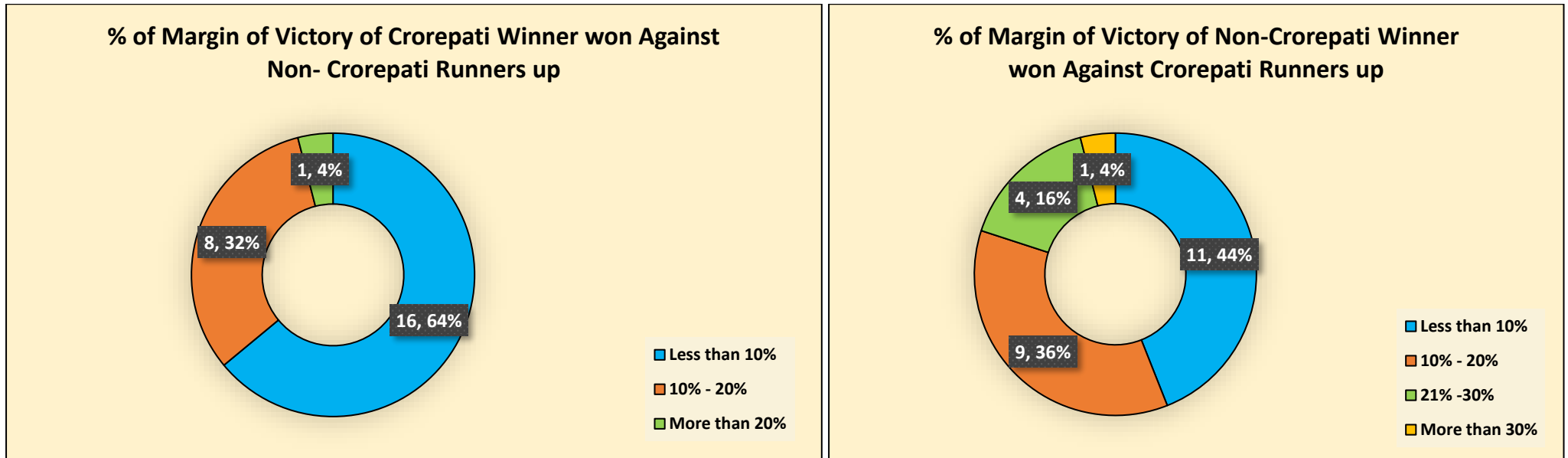


Figure: Margin of Victory of Winners with Crorepati and Non-Crorepati Winners

Performance of Women Winners in Rajasthan Assembly Elections, 2023

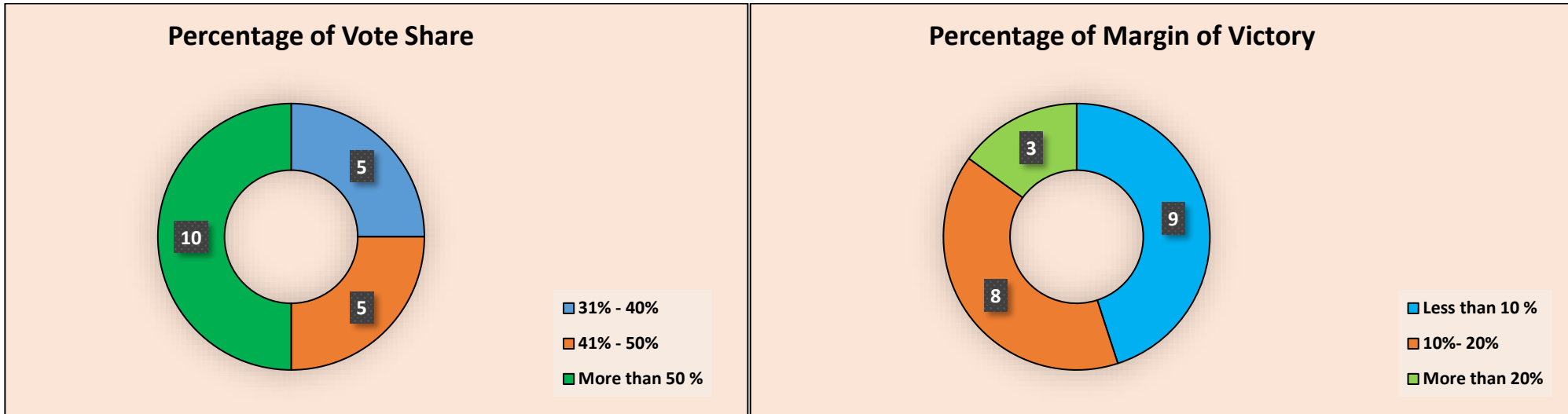


Figure: Performance of Women Winners

- Among the **199** winners, **20** are women.
- None of the women winners have won with less than **35 %** of Vote share.
- Among the women winners, **Diya Kumari (BJP)** from **Vidhyadhar Nagar** Constituency has won with the highest vote share, i.e. **63.30%** in her constituency and **28.50%** margin of victory.

Performance of Re-elected Winners in Rajasthan Assembly Elections, 2023

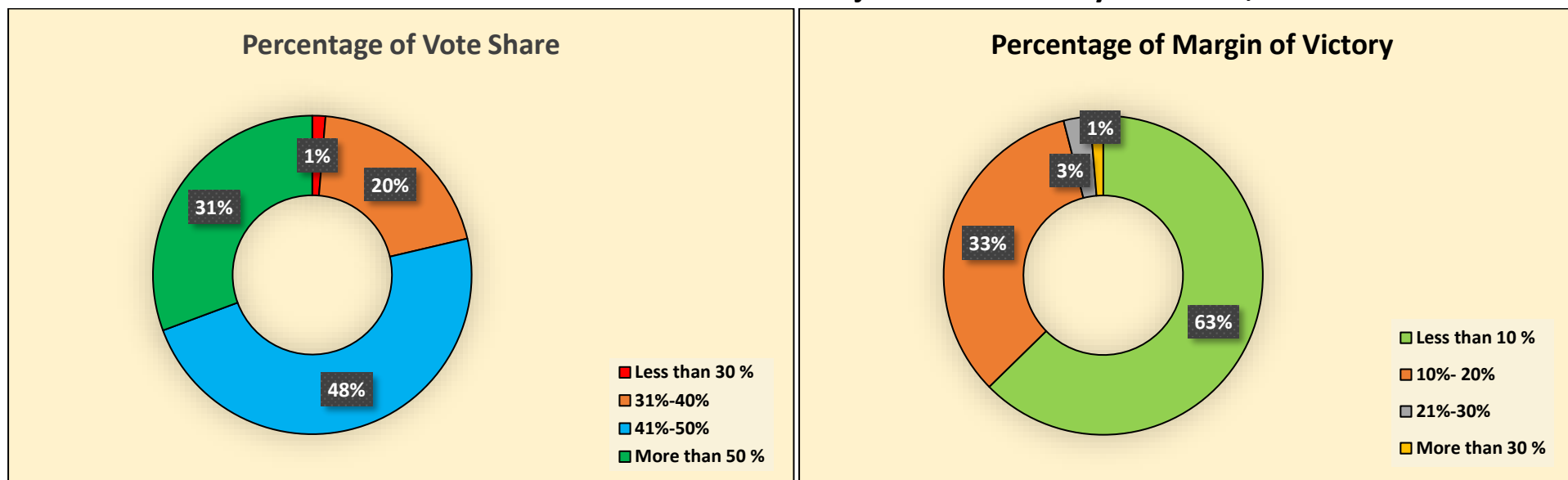


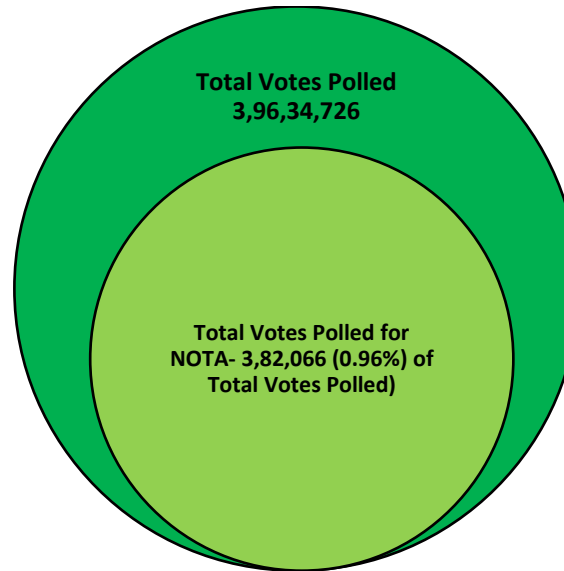
Figure: Performance of Re-Elected Winners

Percentage Range	Vote Share s	Margin of Victory
Less than 10 %	0	47
10%- 20%	0	25
21%-30%	1	2
31%-40%	15	1
41%-50%	36	0
More than 50 %	23	0

Table: Performance of Re-Elected Winners

- Out of total **75** re-elected winners, none have won with less than **30%** of vote share in their respective constituencies. **23(31%)** have won with more than **50%** of vote share.
- **47(63%)** re-elected winners have won with less than **10%** margin of victory whereas **1** has won with more than **30%** margin of victory.

Details of NOTA



- The NOTA button instated by the ECI in 2013 gave the voters an option of rejecting all the candidates in their constituency. Out of **3, 96, 34,726** votes polled in Rajasthan Assembly, 2023, **3, 82, 066 (0.96%)** were polled for NOTA.
- As it can be observed from the table, the NOTA vote share has declined from **1.31%** in **2018** to **0.96%** in **2023**.

Year	NOTA vote share %
2018	1.31%
2023	0.96%

Table: NOTA vote share percentage 2018 vs 2023

- The top ten constituencies with highest votes polled for NOTA are as follows:

S.No.	Constituency	Total Valid Votes in The Constituency	Votes Polled for Winner	% Vote share for Winner	Votes Polled for Runners up	% of Votes Polled for Runners up	Votes Polled for NOTA	Votes Polled for NOTA %
1	Jhadol (ST)	218746	76537	34.99%	70049	32.02%	6488	2.97%
2	Garhi (ST)	226516	87392	38.58%	72285	31.91%	5192	2.29%
3	Reodar (SC)	198385	93120	46.94%	89556	45.14%	5178	2.61%
4	Kushalgarh (ST)	234979	97480	41.48%	87676	37.31%	4410	1.88%
5	Bagidora (ST)	222880	101742	45.65%	60387	27.09%	4335	1.94%
6	Dungarpur (ST)	193756	69338	35.79%	50285	25.95%	4266	2.20%
7	Ghatol (ST)	241576	88335	36.57%	84644	35.04%	4087	1.69%
8	Bhinmal	203320	97157	47.79%	96130	47.28%	4084	2.01%
9	Chohtan (SC)	237451	103205	43.46%	101777	42.86%	3901	1.64%
10	Chorasi (ST)	206140	111150	53.92%	41984	20.37%	3795	1.84%

Table: Top 10 Constituencies with highest votes polled for NOTA

Vote Share and Representativeness of Winners in Rajasthan Assembly Elections

S.No.	Winner	Party for Winner	Constituency	Total Registered Voters	Total Valid Votes in The Constituency	Total Votes Polled for Winner	% of Votes Share	% of representativeness
1	Manish Yadav	INC	Shahpura	233684	199030	124072	62%	53%
2	Pratap Puri	BJP	Pokaran	223881	198713	112925	57%	50%
3	Dr. Suresh Dhakar	BJP	Begun	279483	235691	136714	58%	49%
4	Vinod Kumar	INC	Pilibanga (SC)	296790	247404	143091	58%	48%
5	Rambilas	BJP	Lalsot (ST)	255108	199062	120962	61%	47%
6	Vasundhara Raje	BJP	Jhalrapatan	297810	233271	138831	60%	47%
7	Ashok	INC	Hindoli	273229	224991	127354	57%	47%
8	Udai Lal Bhadana	BJP	Mandal	271071	222222	126291	57%	47%
9	Diya Kumari	BJP	Vidhyadhar Nagar	341649	250409	158516	63%	46%
10	Ladu Lal Pitliya	BJP	Sahara	254211	189771	117203	62%	46%
11	Dr. Prem Chand Bairwa	BJP	Dudu (SC)	253671	201924	116561	58%	46%
12	Dungarram Gedar	INC	Suratgarh	255915	209143	116841	56%	46%
13	Ramavtar	BJP	Chaksu (SC)	230972	176557	104064	59%	45%
14	Jaswant Singh Gurjar	BSP	Bari	237128	201567	106060	53%	45%
15	Heeralal Nagar	BJP	Sangod	209869	167505	93435	56%	45%
16	Lalit Yadav	INC	Mundawar	237754	182838	105735	58%	44%
17	Rajkumar Roat	Bharat Adivasi Party	Chorasi (ST)	250144	206140	111150	54%	44%
18	Lalit Meena	BJP	Kishanganj (ST)	231652	190636	101857	53%	44%
19	Mahendra Pal Meena	BJP	Jamwa Ramgarh (ST)	231832	179709	100041	56%	43%

S.No.	Winner	Party for Winner	Constituency	Total Registered Voters	Total Valid Votes in The Constituency	Total Votes Polled for Winner	% of Votes Share	% of representativeness
20	Subhash Meel	BJP	Khandela	264902	204003	114236	56%	43%
21	Vidhyadhar Singh	INC	Phulera	261751	206004	112244	54%	43%
22	Kalicharan Saraf	BJP	Malviya Nagar	216873	152606	92506	61%	43%
23	Chetan Patel Kolana	INC	Pipalda	209951	163162	89281	55%	43%
24	Sanjay Kumar	INC	Baseri (SC)	202944	151356	86145	57%	42%
25	Shrichand Kriplani	BJP	Nimbahera	276108	237550	116640	49%	42%
26	Radheyshyam Bairwa	BJP	Baran Atru (SC)	240932	188581	101530	54%	42%
27	Mahant Balak Nath	BJP	Tijara	261660	224795	110209	49%	42%
28	Sachin Pilot	INC	Tonk	252828	188557	105812	56%	42%
29	Shimla Devi	INC	Anupgarh (SC)	245722	193192	102746	53%	42%
30	Kalpana Devi	BJP	Ladpura	290137	223405	121248	54%	42%
31	Madan Dilawar	BJP	Ramganj Mandi (SC)	248001	195331	103504	53%	42%
32	Bhagchand Tankda	BJP	Bandikui	221558	179566	92067	51%	42%
33	Rohit Bohra	INC	Rajakhera	214524	167315	89120	53%	42%
34	Jethanand Vyas	BJP	Bikaner West	237606	180983	98648	55%	42%
35	Tikaram Jully	INC	Alwar Rural (SC)	261588	196680	108584	55%	42%
36	Bhajan Lal Sharma	BJP	Sanganer	350032	248412	145162	58%	41%
37	Ratan Devasi	INC	Raniwara	271837	213585	112681	53%	41%
38	Chhotu Singh	BJP	Jaisalmer	252655	198839	104636	53%	41%

S.No.	Winner	Party for Winner	Constituency	Total Registered Voters	Total Valid Votes in The Constituency	Total Votes Polled for Winner	% of Votes Share	% of representativeness
39	Narendra Budania	INC	Taranagar	261625	218591	108236	50%	41%
40	Kailash Chand Verma	BJP	Bagru (SC)	352418	256748	145170	57%	41%
41	Suresh Gurjar	INC	Khanpur	247045	203064	101045	50%	41%
42	Sharwan Kumar	INC	Surajgarh	283368	200348	115684	58%	41%
43	Govind Singh Dotasra	INC	Lachhmangarh	278140	215757	113304	53%	41%
44	Harisingh Rawat S/O Panna Singh	BJP	Bhim	230709	163428	93905	57%	41%
45	Devendra Joshi	BJP	Soorsagar	288569	200909	117065	58%	41%
46	Hansraj Meena	BJP	Sapotra (ST)	274760	198042	111385	56%	41%
47	Deepti Kiran Maheshwari	BJP	Rajsamand	232118	175794	94043	53%	41%
48	Dr. Priyanka Chowdhary	IND	Barmer	264546	216916	106948	49%	40%
49	Murari Lal Meena	INC	Dausa	243086	182550	98238	54%	40%
50	Vikram Singh Jakhal	BJP	Nawalgarh	278117	207626	112037	54%	40%
51	Kanwarlal	BJP	Anta	216989	176064	87390	50%	40%
52	Kumari Rita Chaudhary	INC	Mandawa	245633	185232	98747	53%	40%
53	Gopal Sharma	BJP	Civil Lines	245434	173451	98661	57%	40%
54	Abhimanyu	INC	Sangaria	245907	207478	98341	47%	40%
55	Krishan Kumar Vishnoi (K.K. Vishnoi)	BJP	Gudha Malani	269979	220316	107632	49%	40%
56	Dr. Ritu Banawat	IND	Bayana (SC)	265435	192495	105749	55%	40%
57	Vishvaraj Singh Mewar	BJP	Nathdwara	238529	189003	94950	50%	40%

S.No.	Winner	Party for Winner	Constituency	Total Registered Voters	Total Valid Votes in The Constituency	Total Votes Polled for Winner	% of Votes Share	% of representativeness
58	Amin Kagzi	INC	Kishan Pole	192641	148869	76611	51%	40%
59	Vijay Singh	BJP	Nawan	267787	202100	106159	53%	40%
60	Lalaram Bairwa	BJP	Shahpura (SC)	252749	184481	100135	54%	40%
61	Tarachand Jain	BJP	Udaipur	246369	165949	97466	59%	40%
62	Anshuman Singh Bhati	BJP	Kolayat	255861	202018	101093	50%	40%
63	Poosaram Godara	INC	Ratangarh	277685	203735	109383	54%	39%
64	Suresh Modi	INC	Neem Ka Thana	269815	197675	105878	54%	39%
65	Gopichand Meena	BJP	Jahazpur	247270	200485	96933	48%	39%
66	Bhera Ram Choudhary (Siyol)	BJP	Osian	265153	209762	103746	49%	39%
67	Sandeep Sharma	BJP	Kota South	244850	183199	95393	52%	39%
68	Harlal Saharan	BJP	Churu	255480	198681	99432	50%	39%
69	Dr Vishwanath Meghwal	BJP	Khajuwala (SC)	236644	177351	91276	51%	39%
70	Shobha Chauhan	BJP	Sojat (SC)	246023	170105	94852	56%	39%
71	Rafeek Khan	INC	Adarsh Nagar	268380	198217	103421	52%	39%
72	Mahendra Jeet Singh Malviya	INC	Bagidora (ST)	264731	222880	101742	46%	38%
73	Shatrughan Gautam	BJP	Kekri	261540	200355	99671	50%	38%
74	Gautam Kumar	BJP	Bari Sadri	274959	218644	103940	48%	38%
75	Balmukundachary	BJP	Hawa Mahal	254373	195173	95989	49%	38%
76	Ota Ram Dewasi	BJP	Sirohi	304420	202572	114729	57%	38%

S.No.	Winner	Party for Winner	Constituency	Total Registered Voters	Total Valid Votes in The Constituency	Total Votes Polled for Winner	% of Votes Share	% of representativeness
77	Prashant Sharma	INC	Amber	289157	226724	108914	48%	38%
78	Ashok Gehlot	INC	Sardarpura	257191	170910	96859	57%	38%
79	Laxman	INC	Bassi (ST)	234492	185872	88043	47%	38%
80	Kaluram	BJP	Dag (SC)	264667	213166	99251	47%	38%
81	Babu Singh Rathor	BJP	Shergarh	274583	207127	102868	50%	37%
82	Gopal Lal Sharma	BJP	Mandalgarh	248679	199529	93119	47%	37%
83	Sanjeev Kumar	BJP	Bhadra	275005	229969	102748	45%	37%
84	Jitendra Kumar Gothwal	BJP	Khandar (SC)	247710	180253	92059	51%	37%
85	Shanti Dhariwal	INC	Kota North	255605	191704	94899	50%	37%
86	Amit Chachan	INC	Nohar	280702	239758	103623	43%	37%
87	Jogaram Patel	BJP	Luni	334621	244113	123498	51%	37%
88	Ramila Khadiya	INC	Kushalgarh (ST)	264872	234979	97480	41%	37%
89	Ramniwas Gawriya	INC	Parbatsar	249254	196771	91530	47%	37%
90	Chunni Lal Premi	INC	Keshoraipatan (SC)	277734	206025	101541	49%	37%
91	Chandrabhan Singh Chouhan	IND	Chittorgarh	270105	217079	98446	45%	36%
92	Siddhi Kumari	BJP	Bikaner East	247323	169422	89917	53%	36%
93	Mukesh Bhakar	INC	Ladnun	267713	193740	97229	50%	36%
94	Phool Singh Meena	BJP	Udaipur Rural (ST)	285172	214545	103039	48%	36%
95	Deepchand Khairiya	INC	Kishangarh Bas	254515	202089	91916	45%	36%

S.No.	Winner	Party for Winner	Constituency	Total Registered Voters	Total Valid Votes in The Constituency	Total Votes Polled for Winner	% of Votes Share	% of representativeness
96	Kuldeep	BJP	Viratnagar	231114	177596	83262	47%	36%
97	Jagat Singh	BJP	Nadbai	290467	206955	103795	50%	36%
98	Atul Bhansali	BJP	Jodhpur	199577	132010	71192	54%	36%
99	Jakir Hussain Gesawat	INC	Makrana	270697	205818	96544	47%	36%
100	Mangelal Meena	INC	Rajgarh-Laxmangarh (ST)	263758	185998	93459	50%	35%
101	Harish Chandra Meena	INC	Deoli-Uniara	296790	221109	105001	47%	35%
102	Vikram Bansawal	BJP	Sikrai (SC)	262569	183708	91996	50%	35%
103	Darshan Singh	BJP	Karauli	256148	194894	89666	46%	35%
104	Ramesh Khinchi	BJP	Kathumar (SC)	228022	164389	79756	49%	35%
105	Dr. Shailesh Singh	BJP	Deeg-Kumher	255184	177818	89063	50%	35%
106	Ghanshyam	INC	Todabhim (ST)	280195	180079	97389	54%	35%
107	Umesh Meena	Bharat Adivasi Party	Aspur (ST)	270005	200715	93742	47%	35%
108	Bahadur Singh	BJP	Weir (SC)	271226	188953	94056	50%	35%
109	Bheem Raj Bhati	INC	Pali	274466	189256	95092	50%	35%
110	Zubair Khan	INC	Ramgarh	271117	211159	93765	44%	35%
111	Col. Rajyavardhan Rathore	BJP	Jhotwara	428067	309792	147913	48%	35%
112	Virendra Singh	INC	Danta Ramgarh	288003	220759	99413	45%	35%
113	Surendra Singh Rathore	BJP	Kumbhalgarh	226422	155916	78133	50%	35%
114	Sanjay Sharma	BJP	Alwar Urban	263096	175863	90504	51%	34%

S.No.	Winner	Party for Winner	Constituency	Total Registered Voters	Total Valid Votes in The Constituency	Total Votes Polled for Winner	% of Votes Share	% of representativeness
115	Ramswaroop Lamba	BJP	Nasirabad	232905	181330	79364	44%	34%
116	Dr. Shikha Meel Barala	INC	Chomu	252083	213563	85746	40%	34%
117	Anita Bhadel	BJP	Ajmer South (SC)	210059	142004	71319	50%	34%
118	Jaydeep Bihani	BJP	Ganganagar	238947	181386	81001	45%	34%
119	Hemant Meena	BJP	Pratapgarh (ST)	259038	218922	87644	40%	34%
120	Kesaram Choudhary	BJP	Marwar Junction	294841	182293	99604	55%	34%
121	Suresh Singh	BJP	Pushkar	251211	189622	84619	45%	34%
122	Rajendra Pareek	INC	Sikar	289519	213541	97161	45%	34%
123	Ajay Singh	BJP	Degana	264917	191985	88752	46%	34%
124	Joraram Kumawat	BJP	Sumerpur	311116	192486	104044	54%	33%
125	Adu Ram Meghwal	BJP	Chohtan (SC)	309542	237451	103205	43%	33%
126	Anita Jatav	INC	Hindaun (SC)	275439	187418	91627	49%	33%
127	Hakam Ali Khan	INC	Fatehpur	253428	181512	84194	46%	33%
128	Pratap Lal Bheel	BJP	Gogunda (ST)	264791	196997	87827	45%	33%
129	Arjun Singh Bamaniya	INC	Banswara (ST)	280983	229452	93017	41%	33%
130	Indra	INC	Bamanwas (ST)	243292	158710	80378	51%	33%
131	Motiram	INC	Reodar (SC)	283551	198385	93120	47%	33%
132	Anil Kumar Sharma	INC	Sardarshahar	305332	235583	99582	42%	33%
133	Ram Sahay Varma (Regar)	BJP	Niwai (SC)	284642	199385	92775	47%	33%

S.No.	Winner	Party for Winner	Constituency	Total Registered Voters	Total Valid Votes in The Constituency	Total Votes Polled for Winner	% of Votes Share	% of representativeness
134	Pushpendra Singh	BJP	Bali	332730	222020	107938	49%	32%
135	Harimohan Sharma	INC	Bundi	309220	239054	100107	42%	32%
136	Brijendra Singh Ola	INC	Jhunjhunu	268913	195142	86798	44%	32%
137	Harendra Mirdha	INC	Nagaur	270318	188186	87110	46%	32%
138	Govind Prasad	BJP	Manohar Thana	266460	225524	85304	38%	32%
139	Kanhaiyalal	BJP	Malpura	270948	208431	85915	41%	32%
140	Dharpal	BJP	Khetri	223093	168825	70597	42%	32%
141	Kirodi Lal	BJP	Sawai Madhopur	256329	184128	81087	44%	32%
142	Samarjit Singh	INC	Bhinmal	308821	203320	97157	48%	31%
143	Udailal Dangi	BJP	Vallabhnagar	264696	203903	83227	41%	31%
144	Arjun Lal Jingar	BJP	Kapasan (SC)	269655	201758	84778	42%	31%
145	Nanalal Ninama	INC	Ghatol (ST)	281405	241576	88335	37%	31%
146	Arjun Lal	BJP	Bilara (SC)	289392	196248	90766	46%	31%
147	Pabba Ram Bishnoi	BJP	Phalodi	256697	178528	80243	45%	31%
148	Shobharani Kushwah	INC	Dholpur	223086	174458	69724	40%	31%
149	Ramkesh	INC	Gangapur	268322	199355	83457	42%	31%
150	Gurveer Singh	BJP	Sadulshahar	239414	198085	74433	38%	31%
151	Samaram	BJP	Pindwara Abu (ST)	228282	161224	70647	44%	31%
152	Gordhan	BJP	Dhod (SC)	276904	202223	85543	42%	31%

S.No.	Winner	Party for Winner	Constituency	Total Registered Voters	Total Valid Votes in The Constituency	Total Votes Polled for Winner	% of Votes Share	% of representativeness
153	Arun Choudhary	BJP	Pachpadra	252694	186620	77997	42%	31%
154	Chhagan Singh Rajpurohit	BJP	Ahore	271390	167769	83259	50%	31%
155	Gajendra Singh	BJP	Lohawat	266920	208488	81415	39%	31%
156	Kanti Prasad	INC	Thanagazi	221027	168807	67350	40%	30%
157	Harish Chaudhary	INC	Baytoo	252204	213370	76821	36%	30%
158	Thavar Chand	Bharat Adivasi Party	Dhariawad (ST)	274748	222081	83655	38%	30%
159	Jawaharsingh Bedham	BJP	Nagar	248832	201439	75579	38%	30%
160	Jiva Ram Choudhary	IND	Sanchore	315259	257977	95518	37%	30%
161	Dr. Jaswant Singh Yadav	BJP	Behror	232531	175866	70400	40%	30%
162	Kailash Chandra Meena	BJP	Garhi (ST)	289328	226516	87392	39%	30%
163	Rajendra	BJP	Mahuwa	220219	159798	66376	42%	30%
164	Pushkar Lal Dangi	INC	Mavli	257997	203460	77696	38%	30%
165	Ganeshraj Bansal	IND	Hanumangarh	297552	241223	89323	37%	30%
166	Manoj Kumar	INC	Sujangarh (SC)	289117	200989	86790	43%	30%
167	Hansraj Patel	BJP	Kotputli	226739	176466	67716	38%	30%
168	Vikash Choudhary	INC	Kishangarh	281873	216740	83645	39%	30%
169	Sohan Lal Nayak	INC	Raisinghnagar (SC)	268336	214655	79586	37%	30%
170	Nauksham	BJP	Kaman	265453	207982	78646	38%	30%
171	Pitram Singh Kala	INC	Pilani (SC)	246713	172747	72835	42%	30%

S.No.	Winner	Party for Winner	Constituency	Total Registered Voters	Total Valid Votes in The Constituency	Total Votes Polled for Winner	% of Votes Share	% of representativeness
172	Sushila Rameshwar Dudi	INC	Nokha	282059	214108	83215	39%	30%
173	Dr. Subhash Garg	RLD	Bharatpur	277891	189277	81878	43%	29%
174	Jogeshwar Garg	BJP	Jalore (SC)	287938	182096	84519	46%	29%
175	Jhabar Singh Kharra	BJP	Srimadhapur	277119	196432	81080	41%	29%
176	Geeta Barwar	INC	Bhopalgarh (SC)	302985	202729	86224	43%	28%
177	Hanuman Beniwal	Rashtriya Loktantrik Party	Khinwsar	282445	209361	79492	38%	28%
178	Babulal Kharadi	BJP	Jhadol (ST)	273484	218746	76537	35%	28%
179	Vasudev Devnani	BJP	Ajmer North	209560	143169	57895	40%	28%
180	Virendra Singh	BJP	Masuda	271843	200036	74266	37%	27%
181	Shankarlal Decha	BJP	Sagwara (ST)	276032	206117	75175	36%	27%
182	Amritlal Meena	BJP	Salumber (ST)	295149	213319	80086	38%	27%
183	Laxman Ram	BJP	Merta (SC)	286026	202030	77493	38%	27%
184	Dr. Manju Baghmar	BJP	Jayal (SC)	261412	179783	70468	39%	27%
185	Yoonus Khan	IND	Deedwana	264184	195933	70952	36%	27%
186	Bhagawana Ram Saini	INC	Udaipurwati	256269	199059	68399	34%	27%
187	Pratap Singh Singhvi	BJP	Chhabra	244531	198583	65000	33%	27%
188	Ravindra Singh Bhati	IND	Sheo	300441	252882	79495	31%	26%
189	Ganesh Ghogra	INC	Dungarpur (ST)	263251	193756	69338	36%	26%
190	Shanker Singh Rawat	BJP	Beawar	257723	181730	67623	37%	26%

S.No.	Winner	Party for Winner	Constituency	Total Registered Voters	Total Valid Votes in The Constituency	Total Votes Polled for Winner	% of Votes Share	% of representativeness
191	Dr. Dayaram Parmar	INC	Kherwara (ST)	297606	219178	77342	35%	26%
192	Manoj Kumar S/O Swai Singh	BSP	Sadulpur	248448	195540	64368	33%	26%
193	Jabbar Singh Sankhala	BJP	Asind	296753	222014	74586	34%	25%
194	Ashok Kumar Kothari	IND	Bhilwara	279794	191087	70095	37%	25%
195	Tarachand	BJP	Dungargarh	265926	201837	65690	33%	25%
196	Devi Singh Shekhawat	BJP	Bansur	252217	182026	61605	34%	24%
197	Sumit Godara	BJP	Lunkaransar	260621	201592	60452	30%	23%
198	Hameer Singh Bhayal	BJP	Siwana	276168	178703	62875	35%	23%
199	Avinash Gehlot	BJP	Jaitaran	308355	213467	66277	31%	21%

Table: Vote Share and Representativeness of Winners

Vote Share and Margin of Victory of Winners in Rajasthan Assembly Elections 2023

S.No.	Constituency	Total Valid Votes in The Constituency	Winner	Party	Votes Polled for Winner	% Vote share for Winner	Runners Up	Party	Votes Polled for Runners up	% of Votes Polled for Runners up	Margin of Victory	Margin of Victory %	NOTA Total Votes	% of NOTA Votes
1	Vidhyadhar Nagar	250409	Diya Kumari	BJP	158516	63.30%	Sitaram Agarwal	INC	87148	34.80%	71368	28.50%	1568	0.63%
2	Shahpura	199030	Manish Yadav	INC	124072	62.34%	Alok Beniwal	IND	59164	29.73%	64908	32.61%	1035	0.52%
3	Sahara	189771	Ladu Lal Pitliya	BJP	117203	61.76%	Rajendra Trivedi	INC	54684	28.82%	62519	32.94%	1591	0.84%
4	Lalsot (ST)	199062	Rambilas	BJP	120962	60.77%	Parsadilal	INC	73894	37.12%	47068	23.64%	2419	1.22%
5	Malviya Nagar	152606	Kalicharan Saraf	BJP	92506	60.62%	Archana Sharma	INC	57012	37.36%	35494	23.26%	1598	1.05%
6	Jhalrapatan	233271	Vasundhara Raje	BJP	138831	59.51%	Ramlal	INC	85638	36.71%	53193	22.80%	3194	1.37%
7	Chaksu (SC)	176557	Ramavtar	BJP	104064	58.94%	Ved Prakash Solanki	INC	54684	30.97%	49380	27.97%	1147	0.65%
8	Udaipur	165949	Tarachand Jain	BJP	97466	58.73%	Prof. Gourav Vallabh	INC	64695	38.98%	32771	19.75%	1579	0.95%
9	Sanganer	248412	Bhajan Lal Sharma	BJP	145162	58.44%	Pushpendra Bhardwaj	INC	97081	39.08%	48081	19.36%	1296	0.52%
10	Soorsagar	200909	Devendra Joshi	BJP	117065	58.27%	Er. Shahzad Aiyub Khan	INC	78306	38.98%	38759	19.29%	1734	0.86%
11	Begun	235691	Dr. Suresh Dhakar	BJP	136714	58.01%	Gurjar Rajender Singh Bidhuri	INC	86053	36.51%	50661	21.49%	2103	0.89%
12	Pilibanga (SC)	247404	Vinod Kumar	INC	143091	57.84%	Dharmendra Kumar	BJP	87818	35.50%	55273	22.34%	1553	0.63%
13	Mundawar	182838	Lalit Yadav	INC	105735	57.83%	Manjeet Dharampal Choudhary	BJP	70111	38.35%	35624	19.48%	744	0.41%
14	Surajgarh	200348	Sharwan Kumar	INC	115684	57.74%	Santosh Ahalawat	BJP	78270	39.07%	37414	18.67%	1024	0.51%
15	Dudu (SC)	201924	Dr. Prem Chand Bairwa	BJP	116561	57.73%	Babulal Nagar	INC	80818	40.02%	35743	17.70%	1232	0.61%
16	Bhim	163428	Harisingh Rawat S/O Panna Singh	BJP	93905	57.46%	Sudarshan Singh Rawat S/O Lakshman Singh	INC	62137	38.02%	31768	19.44%	1548	0.95%
17	Baseri (SC)	151356	Sanjay Kumar	INC	86145	56.92%	Sukhram	BJP	59035	39.00%	27110	17.91%	1045	0.69%

S.No.	Constituency	Total Valid Votes in The Constituency	Winner	Party	Votes Polled for Winner	% Vote share for Winner	Runners Up	Party	Votes Polled for Runners up	% of Votes Polled for Runners up	Margin of Victory	Margin of Victory %	NOTA Total Votes	% of NOTA Votes
18	Civil Lines	173451	Gopal Sharma	BJP	98661	56.88%	Pratap Singh Khachariyavas	INC	70332	40.55%	28329	16.33%	1216	0.70%
19	Mandal	222222	Udai Lal Bhadana	BJP	126291	56.83%	Ram Lal Jat	INC	90413	40.69%	35878	16.15%	2248	1.01%
20	Pokaran	198713	Pratap Puri	BJP	112925	56.83%	Shale Mohmmad	INC	77498	39.00%	35427	17.83%	773	0.39%
21	Sardarpura	170910	Ashok Gehlot	INC	96859	56.67%	Dr. Mahendra Rathore	BJP	70463	41.23%	26396	15.44%	1222	0.71%
22	Sirohi	202572	Ota Ram Dewasi	BJP	114729	56.64%	Sanyam Lodha	INC	78924	38.96%	35805	17.68%	2339	1.15%
23	Hindoli	224991	Ashok	INC	127354	56.60%	Prabhu Lal Saini	BJP	82350	36.60%	45004	20.00%	2861	1.27%
24	Bagru (SC)	256748	Kailash Chand Verma	BJP	145170	56.54%	Ganga Devi	INC	99920	38.92%	45250	17.62%	2407	0.94%
25	Sapotra (ST)	198042	Hansraj Meena	BJP	111385	56.24%	Ramesh Chand Meena	INC	67551	34.11%	43834	22.13%	1634	0.83%
26	Tonk	188557	Sachin Pilot	INC	105812	56.12%	Ajit Singh Mehta	BJP	76337	40.48%	29475	15.63%	1487	0.79%
27	Khandela	204003	Subhash Meel	BJP	114236	56.00%	Mahadev Singh	INC	71597	35.10%	42639	20.90%	1445	0.71%
28	Suratgarh	209143	Dungarram Gedar	INC	116841	55.87%	Rampratap Kasania	BJP	66382	31.74%	50459	24.13%	1717	0.82%
29	Sangod	167505	Heeralal Nagar	BJP	93435	55.78%	Bhanu Pratap Singh	INC	67849	40.51%	25586	15.27%	1320	0.79%
30	Sojat (SC)	170105	Shobha Chauhan	BJP	94852	55.76%	Niranjan Arya	INC	63080	37.08%	31772	18.68%	2024	1.19%
31	Jamwa Ramgarh (ST)	179709	Mahendra Pal Meena	BJP	100041	55.67%	Gopal Lal Meena	INC	61614	34.29%	38427	21.38%	1438	0.80%
32	Alwar Rural (SC)	196680	Tikaram Jully	INC	108584	55.21%	Jairam Jatav	BJP	81251	41.31%	27333	13.90%	1252	0.64%
33	Bayana (SC)	192495	Dr. Ritu Banawat	IND	105749	54.94%	Amar Singh	INC	65107	33.82%	40642	21.11%	1003	0.52%
34	Pipalda	163162	Chetan Patel Kolana	INC	89281	54.72%	Premchand Gochar	BJP	68276	41.85%	21005	12.87%	1624	1.00%
35	Marwar Junction	182293	Kesaram Choudhary	BJP	99604	54.64%	Khushveer Singh	INC	66583	36.53%	33021	18.11%	2597	1.42%
36	Bikaner West	180983	Jethanand Vyas	BJP	98648	54.51%	Bulaki Das Kalla	INC	78454	43.35%	20194	11.16%	1584	0.88%

S.No.	Constituency	Total Valid Votes in The Constituency	Winner	Party	Votes Polled for Winner	% Vote share for Winner	Runners Up	Party	Votes Polled for Runners up	% of Votes Polled for Runners up	Margin of Victory	Margin of Victory %	NOTA Total Votes	% of NOTA Votes
37	Phulera	206004	Vidhyadhar Singh	INC	112244	54.49%	Nirmal Kumawat	BJP	85346	41.43%	26898	13.06%	1220	0.59%
38	Shahpura (SC)	184481	Lalaram Bairwa	BJP	100135	54.28%	Narendra Kumar Regar	INC	40837	22.14%	59298	32.14%	2326	1.26%
39	Ladpura	223405	Kalpna Devi	BJP	121248	54.27%	Naimuddin Guddu	INC	95726	42.85%	25522	11.42%	2440	1.09%
40	Todabhim (ST)	180079	Ghanshyam	INC	97389	54.08%	Ramniwas Meena	BJP	68528	38.05%	28861	16.03%	1125	0.62%
41	Sumerpur	192486	Joraram Kumawat	BJP	104044	54.05%	Harishankar	INC	76662	39.83%	27382	14.23%	2290	1.19%
42	Nawalgarh	207626	Vikram Singh Jakhal	BJP	112037	53.96%	Dr. Rajkumar Sharma	INC	88857	42.80%	23180	11.16%	1352	0.65%
43	Jodhpur	132010	Atul Bhansali	BJP	71192	53.93%	Manisha Panwar	INC	57667	43.68%	13525	10.25%	844	0.64%
44	Chorasi (ST)	206140	Rajkumar Roat	Bharat Adivasi Party	111150	53.92%	Sushil Katara	BJP	41984	20.37%	69166	33.55%	3795	1.84%
45	Baran Atru (SC)	188581	Radheyshyam Bairwa	BJP	101530	53.84%	Panachand Meghwal	INC	81776	43.36%	19754	10.48%	2091	1.11%
46	Dausa	182550	Murari Lal Meena	INC	98238	53.81%	Shankar Lal Sharma	BJP	67034	36.72%	31204	17.09%	1350	0.74%
47	Ratangarh	203735	Poosaram Godara	INC	109383	53.69%	Abhinesh Maharshi	BJP	79720	39.13%	29663	14.56%	1943	0.95%
48	Neem Ka Thana	197675	Suresh Modi	INC	105878	53.56%	Prem Singh Bajor	BJP	72788	36.82%	33090	16.74%	1283	0.65%
49	Rajsamand	175794	Deepti Kiran Maheshwari	BJP	94043	53.50%	Narayan Singh Bhati	INC	62081	35.31%	31962	18.18%	1238	0.70%
50	Kishanganj (ST)	190636	Lalit Meena	BJP	101857	53.43%	Nirmala	INC	79576	41.74%	22281	11.69%	2322	1.22%
51	Mandawa	185232	Kumari Rita Chaudhary	INC	98747	53.31%	Narendra Kumar	BJP	80030	43.21%	18717	10.10%	1127	0.61%
52	Rajakhera	167315	Rohit Bohra	INC	89120	53.26%	Neerja Sharma	BJP	73563	43.97%	15557	9.30%	1513	0.90%
53	Anupgarh (SC)	193192	Shimla Devi	INC	102746	53.18%	Santosh Bawri	BJP	64865	33.58%	37881	19.61%	1847	0.96%
54	Bikaner East	169422	Siddhi Kumari	BJP	89917	53.07%	Yashpal Gehlot	INC	70614	41.68%	19303	11.39%	1725	1.02%
55	Ramganj Mandi (SC)	195331	Madan Dilawar	BJP	103504	52.99%	Mahendra Rajoriya	INC	85082	43.56%	18422	9.43%	2019	1.03%

S.No.	Constituency	Total Valid Votes in The Constituency	Winner	Party	Votes Polled for Winner	% Vote share for Winner	Runners Up	Party	Votes Polled for Runners up	% of Votes Polled for Runners up	Margin of Victory	Margin of Victory %	NOTA Total Votes	% of NOTA Votes
56	Raniwara	213585	Ratan Devasi	INC	112681	52.76%	Narayan Singh Dewal	BJP	90319	42.29%	22362	10.47%	2685	1.26%
57	Jaisalmer	198839	Chhotu Singh	BJP	104636	52.62%	Ruparam	INC	85949	43.23%	18687	9.40%	1602	0.81%
58	Bari	201567	Jaswant Singh Gurjar	BSP	106060	52.62%	Girraj Singh	BJP	78636	39.01%	27424	13.61%	941	0.47%
59	Nawan	202100	Vijay Singh	BJP	106159	52.53%	Mahendra Choudhary	INC	82211	40.68%	23948	11.85%	1364	0.67%
60	Lachhmangarh	215757	Govind Singh Dotasra	INC	113304	52.51%	Subhash Maharia	BJP	94334	43.72%	18970	8.79%	1552	0.72%
61	Adarsh Nagar	198217	Rafeek Khan	INC	103421	52.18%	Ravi Kumar Nayyar	BJP	89348	45.08%	14073	7.10%	1377	0.69%
62	Kota South	183199	Sandeep Sharma	BJP	95393	52.07%	Rakhi Gautam	INC	83431	45.54%	11962	6.53%	1727	0.94%
63	Khajuwala (SC)	177351	Dr Vishwanath Meghwal	BJP	91276	51.47%	Govindram Meghwal	INC	73902	41.67%	17374	9.80%	2062	1.16%
64	Alwar Urban	175863	Sanjay Sharma	BJP	90504	51.46%	Ajay Agarwal	INC	81417	46.30%	9087	5.17%	1294	0.74%
65	Kishan Pole	148869	Amin Kagzi	INC	76611	51.46%	Chandra Manohar Batwara Advocate	BJP	69555	46.72%	7056	4.74%	1026	0.69%
66	Bandikui	179566	Bhagchand Tankda	BJP	92067	51.27%	Gajraj Khatana	INC	79687	44.38%	12380	6.89%	980	0.55%
67	Khandar (SC)	180253	Jitendra Kumar Gothwal	BJP	92059	51.07%	Ashok	INC	78044	43.30%	14015	7.78%	2056	1.14%
68	Bamanwas (ST)	158710	Indra	INC	80378	50.64%	Rajendra	BJP	72513	45.69%	7865	4.96%	1556	0.98%
69	Luni	244113	Jogaram Patel	BJP	123498	50.59%	Mahendra Bishnoi	INC	98820	40.48%	24678	10.11%	1875	0.77%
70	Rajgarh-Laxmangarh (ST)	185998	Mangelal Meena	INC	93459	50.25%	Banna Ram Meena	BJP	70892	38.11%	22567	12.13%	426	0.23%
71	Pali	189256	Bheem Raj Bhati	INC	95092	50.25%	Gyanchand Parakh	BJP	87204	46.08%	7888	4.17%	1760	0.93%

S.No.	Constituency	Total Valid Votes in The Constituency	Winner	Party	Votes Polled for Winner	% Vote share for Winner	Runners Up	Party	Votes Polled for Runners up	% of Votes Polled for Runners up	Margin of Victory	Margin of Victory %	NOTA Total Votes	% of NOTA Votes
72	Nathdwara	189003	Vishvaraj Singh Mewar	BJP	94950	50.24%	C. P. Joshi	INC	87446	46.27%	7504	3.97%	2163	1.14%
73	Ajmer South (SC)	142004	Anita Bhadel	BJP	71319	50.22%	Dr. Dropdi Koli	INC	66873	47.09%	4446	3.13%	1674	1.18%
74	Ladnun	193740	Mukesh Bhakar	INC	97229	50.19%	Karni Singh	BJP	81275	41.95%	15954	8.23%	2499	1.29%
75	Nadbai	206955	Jagat Singh	BJP	103795	50.15%	Joginder Singh Awana S/O Girwar Singh	INC	88028	42.53%	15767	7.62%	570	0.28%
76	Kumbhalgarh	155916	Surendra Singh Rathore	BJP	78133	50.11%	Yogendra Singh Parmar	INC	56073	35.96%	22060	14.15%	1915	1.23%
77	Deeg-Kumher	177818	Dr. Shailesh Singh	BJP	89063	50.09%	Vishvendra Singh	INC	81168	45.65%	7895	4.44%	734	0.41%
78	Sikrai (SC)	183708	Vikram Bansiwal	BJP	91996	50.08%	Mamta Bhupesh	INC	82568	44.95%	9428	5.13%	1210	0.66%
79	Churu	198681	Harlal Saharan	BJP	99432	50.05%	Rafique Mandelia	INC	92558	46.59%	6874	3.46%	1151	0.58%
80	Kolayat	202018	Anshuman Singh Bhati	BJP	101093	50.04%	Bhanwar Singh Bhati	INC	68160	33.74%	32933	16.30%	1856	0.92%
81	Weir (SC)	188953	Bahadur Singh	BJP	94056	49.78%	Bhajanlal Jatav	INC	87084	46.09%	6972	3.69%	990	0.52%
82	Khanpur	203064	Suresh Gurjar	INC	101045	49.76%	Narendra Nagar	BJP	92620	45.61%	8425	4.15%	2106	1.04%
83	Kekri	200355	Shatrughan Gautam	BJP	99671	49.75%	Dr. Raghu Sharma	INC	92129	45.98%	7542	3.76%	1547	0.77%
84	Shergarh	207127	Babu Singh Rathor	BJP	102868	49.66%	Meena Kanwar	INC	77824	37.57%	25044	12.09%	1553	0.75%
85	Anta	176064	Kanwarlal	BJP	87390	49.64%	Pramod Jain	INC	81529	46.31%	5861	3.33%	1271	0.72%
86	Ahore	167769	Chhagan Singh Rajpurohit	BJP	83259	49.63%	Saroj Choudhary	INC	72044	42.94%	11215	6.68%	2999	1.79%
87	Taranagar	218591	Narendra Budania	INC	108236	49.52%	Rajendra Rathore	BJP	97891	44.78%	10345	4.73%	867	0.40%
88	Kota North	191704	Shanti Dhariwal	INC	94899	49.50%	Prahlad Gunjal	BJP	92413	48.21%	2486	1.30%	1594	0.83%
89	Osian	209762	Bhera Ram Choudhary (Siyol)	BJP	103746	49.46%	Divya Maderna	INC	100939	48.12%	2807	1.34%	1913	0.91%

S.No.	Constituency	Total Valid Votes in The Constituency	Winner	Party	Votes Polled for Winner	% Vote share for Winner	Runners Up	Party	Votes Polled for Runners up	% of Votes Polled for Runners up	Margin of Victory	Margin of Victory %	NOTA Total Votes	% of NOTA Votes
90	Barmer	216916	Dr. Priyanka Chowdhary	IND	106948	49.30%	Mewaram Jain	INC	93611	43.16%	13337	6.15%	1559	0.72%
91	Keshoraipatan (SC)	206025	Chunni Lal Premi	INC	101541	49.29%	Chandrakanta Meghwal	BJP	84454	40.99%	17087	8.29%	2947	1.43%
92	Hawa Mahal	195173	Balmukundachary	BJP	95989	49.18%	Rewati Raman Tiwari (R.R. Tiwari)	INC	95015	48.68%	974	0.50%	1463	0.75%
93	Nimbahera	237550	Shrichand Kriplani	BJP	116640	49.10%	Anjana Udayalal	INC	112795	47.48%	3845	1.62%	2485	1.05%
94	Tijara	224795	Mahant Balak Nath	BJP	110209	49.03%	Imran Khan	INC	104036	46.28%	6173	2.75%	778	0.35%
95	Hindaun (SC)	187418	Anita Jatav	INC	91627	48.89%	Rajkumari Jatav	BJP	53351	28.47%	38276	20.42%	1686	0.90%
96	Gudha Malani	220316	Krishan Kumar Vishnoi (K.K. Vishnoi)	BJP	107632	48.85%	Col. Sonaram Choudhary	INC	92415	41.95%	15217	6.91%	2358	1.07%
97	Bali	222020	Pushpendra Singh	BJP	107938	48.62%	Badriram Jakhar	INC	97445	43.89%	10493	4.73%	3144	1.42%
98	Kathumar (SC)	164389	Ramesh Khinchi	BJP	79756	48.52%	Sanjna	INC	79347	48.27%	409	0.25%	738	0.45%
99	Jahazpur	200485	Gopichand Meena	BJP	96933	48.35%	Dhiraj Gurjar	INC	96353	48.06%	580	0.29%	2542	1.27%
100	Amber	226724	Prashant Sharma	INC	108914	48.04%	Satish Poonia	BJP	99822	44.03%	9092	4.01%	1106	0.49%
101	Udaipur Rural (ST)	214545	Phool Singh Meena	BJP	103039	48.03%	Dr. Vivek Katara	INC	75694	35.28%	27345	12.75%	2703	1.26%
102	Bhinmal	203320	Samarjit Singh	INC	97157	47.79%	Poora Ram	BJP	96130	47.28%	1027	0.51%	4084	2.01%
103	Jhotwara	309792	Col. Rajyavardhan Rathore	BJP	147913	47.75%	Abhishek Choudhary	INC	97746	31.55%	50167	16.19%	1111	0.36%
104	Bari Sadri	218644	Gautam Kumar	BJP	103940	47.54%	Badri Lal Jat	INC	92108	42.13%	11832	5.41%	3580	1.64%
105	Deoli-Uniara	221109	Harish Chandra Meena	INC	105001	47.49%	Vijay Singh Bainsla	BJP	85826	38.82%	19175	8.67%	1475	0.67%
106	Sangaria	207478	Abhimanyu	INC	98341	47.40%	Gurdeep Singh	BJP	56331	27.15%	42010	20.25%	1765	0.85%

S.No.	Constituency	Total Valid Votes in The Constituency	Winner	Party	Votes Polled for Winner	% Vote share for Winner	Runners Up	Party	Votes Polled for Runners up	% of Votes Polled for Runners up	Margin of Victory	Margin of Victory %	NOTA Total Votes	% of NOTA Votes
107	Bassi (ST)	185872	Laxman	INC	88043	47.37%	Chandramohan Meena	BJP	81729	43.97%	6314	3.40%	1411	0.76%
108	Reodar (SC)	198385	Motiram	INC	93120	46.94%	Jagsi Ram	BJP	89556	45.14%	3564	1.80%	5178	2.61%
109	Makrana	205818	Jakir Hussain Gesawat	INC	96544	46.91%	Sumita Bhinchar	BJP	67230	32.66%	29314	14.24%	1673	0.81%
110	Viratnagar	177596	Kuldeep	BJP	83262	46.88%	Indraj Singh Gurjar	INC	65673	36.98%	17589	9.90%	1344	0.76%
111	Aspur (ST)	200715	Umesh Meena	Bharat Adivasi Party	93742	46.70%	Gopichand	BJP	64802	32.29%	28940	14.42%	3086	1.54%
112	Mandalgarh	199529	Gopal Lal Sharma	BJP	93119	46.67%	Vivek Dhakar	INC	84925	42.56%	8194	4.11%	3000	1.50%
113	Dag (SC)	213166	Kaluram	BJP	99251	46.56%	Chetraj	INC	76990	36.12%	22261	10.44%	3225	1.51%
114	Niwai (SC)	199385	Ram Sahay Varma (Regar)	BJP	92775	46.53%	Prashant Bairwa	INC	79834	40.04%	12941	6.49%	1972	0.99%
115	Parbatsar	196771	Ramniwas Gawriya	INC	91530	46.52%	Mansingh Kinsariya	BJP	81214	41.27%	10316	5.24%	1342	0.68%
116	Jalore (SC)	182096	Jogeshwar Garg	BJP	84519	46.41%	Ramila Kumari	INC	64983	35.69%	19536	10.73%	3177	1.74%
117	Fatehpur	181512	Hakam Ali Khan	INC	84194	46.38%	Sharawan Choudhary S/O Prem Singh	BJP	58201	32.06%	25993	14.32%	762	0.42%
118	Nagaur	188186	Harendra Mirdha	INC	87110	46.29%	Jyoti Mirdha	BJP	72490	38.52%	14620	7.77%	2159	1.15%
119	Bilara (SC)	196248	Arjun Lal	BJP	90766	46.25%	Mohanlal Katariya	INC	80342	40.94%	10424	5.31%	1844	0.94%
120	Degana	191985	Ajay Singh	BJP	88752	46.23%	Vijaypal Mirdha	INC	80997	42.19%	7755	4.04%	2500	1.30%
121	Karauli	194894	Darshan Singh	BJP	89666	46.01%	Lakhan Singh	INC	87483	44.89%	2183	1.12%	1135	0.58%
122	Bagidora (ST)	222880	Mahendra Jeet Singh Malviya	INC	101742	45.65%	Jaikrishn Patel	Bharat Adivasi Party	60387	27.09%	41355	18.55%	4335	1.94%
123	Sikar	213541	Rajendra Pareek	INC	97161	45.50%	Ratan Lal Jaldhari	BJP	67123	31.43%	30038	14.07%	695	0.33%
124	Kishangarh Bas	202089	Deepchand Khairiya	INC	91916	45.48%	Ramhet Singh Yadav	BJP	81420	40.29%	10496	5.19%	1037	0.51%

S.No.	Constituency	Total Valid Votes in The Constituency	Winner	Party	Votes Polled for Winner	% Vote share for Winner	Runners Up	Party	Votes Polled for Runners up	% of Votes Polled for Runners up	Margin of Victory	Margin of Victory %	NOTA Total Votes	% of NOTA Votes
125	Chittorgarh	217079	Chandrabhan Singh Chouhan	IND	98446	45.35%	Surendra Singh Jadawat	INC	91623	42.21%	6823	3.14%	1527	0.70%
126	Danta Ramgarh	220759	Virendra Singh	INC	99413	45.03%	Gajanand Kumawat	BJP	91416	41.41%	7997	3.62%	1400	0.63%
127	Phalodi	178528	Pabba Ram Bishnoi	BJP	80243	44.95%	Prakash Chandra Chhangani	INC	69459	38.91%	10784	6.04%	1860	1.04%
128	Bhadra	229969	Sanjeev Kumar	BJP	102748	44.68%	Balwan Poonia	CPI(M)	101616	44.19%	1132	0.49%	1130	0.49%
129	Ganganagar	181386	Jaydeep Bihani	BJP	81001	44.66%	Karuna Ashok Chandak	IND	51222	28.24%	29779	16.42%	1277	0.70%
130	Pushkar	189622	Suresh Singh	BJP	84619	44.63%	Naseem Akhtar	INC	70750	37.31%	13869	7.31%	882	0.47%
131	Gogunda (ST)	196997	Pratap Lal Bheel	BJP	87827	44.58%	Dr. Mangi Lal Garasiya	INC	84162	42.72%	3665	1.86%	3527	1.79%
132	Jhunjhunu	195142	Brijendra Singh Ola	INC	86798	44.48%	Nisheet Kumar	BJP	57935	29.69%	28863	14.79%	1385	0.71%
133	Ramgarh	211159	Zubair Khan	INC	93765	44.40%	Sukhavant Singh	Aazad Samaj Party (Kanshi Ram)	74069	35.08%	19696	9.33%	695	0.33%
134	Sawai Madhopur	184128	Kirodi Lal	BJP	81087	44.04%	Danish Abrar	INC	58577	31.81%	22510	12.23%	1470	0.80%
135	Pindwara Abu (ST)	161224	Samaram	BJP	70647	43.82%	Leelaram Grasiya	INC	57553	35.70%	13094	8.12%	3666	2.27%
136	Nasirabad	181330	Ramswaroop Lamba	BJP	79364	43.77%	Shivprakash Gurjar	INC	78229	43.14%	1135	0.63%	1392	0.77%
137	Chohtan (SC)	237451	Adu Ram Meghwal	BJP	103205	43.46%	Padmaram	INC	101777	42.86%	1428	0.60%	3901	1.64%
138	Bharatpur	189277	Dr. Subhash Garg	RLD	81878	43.26%	Vijay Bansal (Pappu Banda)	BJP	76491	40.41%	5387	2.85%	1472	0.78%
139	Nohar	239758	Amit Chachan	INC	103623	43.22%	Abhishek Matoria	BJP	102728	42.85%	895	0.37%	1690	0.70%
140	Sujangarh (SC)	200989	Manoj Kumar	INC	86790	43.18%	Santosh Meghwal	BJP	84337	41.96%	2453	1.22%	1788	0.89%

S.No.	Constituency	Total Valid Votes in The Constituency	Winner	Party	Votes Polled for Winner	% Vote share for Winner	Runners Up	Party	Votes Polled for Runners up	% of Votes Polled for Runners up	Margin of Victory	Margin of Victory %	NOTA Total Votes	% of NOTA Votes
141	Bhopalgarh (SC)	202729	Geeta Barwar	INC	86224	42.53%	Pukhraj Garg	Rashtriya Loktantrik Party	61926	30.55%	24298	11.99%	1848	0.91%
142	Dhod (SC)	202223	Gordhan	BJP	85543	42.30%	Pema Ram	CPI(M)	72165	35.69%	13378	6.62%	1383	0.68%
143	Sardarshahar	235583	Anil Kumar Sharma	INC	99582	42.27%	Rajkaran Choudhary	IND	77250	32.79%	22332	9.48%	1401	0.59%
144	Pilani (SC)	172747	Pitram Singh Kala	INC	72835	42.16%	Rajesh Kumar Dahia	BJP	57990	33.57%	14845	8.59%	1145	0.66%
145	Kapasan (SC)	201758	Arjun Lal Jingar	BJP	84778	42.02%	Shankar Lal Berwa	INC	63434	31.44%	21344	10.58%	2845	1.41%
146	Bundi	239054	Harimohan Sharma	INC	100107	41.88%	Ashok Dogra	BJP	81293	34.01%	18814	7.87%	3428	1.43%
147	Gangapur	199355	Ramkesh	INC	83457	41.86%	Mansingh Gurjar	BJP	64189	32.20%	19268	9.67%	507	0.25%
148	Khetri	168825	Dharpal	BJP	70597	41.82%	Manoj Ghumaria	BSP	61483	36.42%	9114	5.40%	1013	0.60%
149	Pachpadra	186620	Arun Choudhary	BJP	77997	41.79%	Madan Prajapat	INC	75468	40.44%	2529	1.36%	2209	1.18%
150	Mahuwa	159798	Rajendra	BJP	66376	41.54%	Omprakash Hudla	INC	58459	36.58%	7917	4.95%	1133	0.71%
151	Kushalgarh (ST)	234979	Ramila Khadiya	INC	97480	41.48%	Bheema Bhai	BJP	87676	37.31%	9804	4.17%	4410	1.88%
152	Srimadhampur	196432	Jhabar Singh Kharra	BJP	81080	41.28%	Deependra Singh	INC	66621	33.92%	14459	7.36%	2676	1.36%
153	Malpura	208431	Kanhaiyalal	BJP	85915	41.22%	Ghasi Lal Choudhary	INC	69726	33.45%	16189	7.77%	1816	0.87%
154	Vallabhnagar	203903	Udailal Dangi	BJP	83227	40.82%	Preeti Gajendra Singh Shaktawat	INC	63167	30.98%	20060	9.84%	2209	1.08%
155	Banswara (ST)	229452	Arjun Singh Bamaniya	INC	93017	40.54%	Dhan Singh Rawat	BJP	91617	39.93%	1400	0.61%	3528	1.54%
156	Ajmer North	143169	Vasudev Devnani	BJP	57895	40.44%	Mahendra Singh Ralawata	INC	53251	37.19%	4644	3.24%	1231	0.86%
157	Chomu	213563	Dr. Shikha Meel Barala	INC	85746	40.15%	Ram Lal Sharma	BJP	80051	37.48%	5695	2.67%	987	0.46%

S.No.	Constituency	Total Valid Votes in The Constituency	Winner	Party	Votes Polled for Winner	% Vote share for Winner	Runners Up	Party	Votes Polled for Runners up	% of Votes Polled for Runners up	Margin of Victory	Margin of Victory %	NOTA Total Votes	% of NOTA Votes
158	Pratapgarh (ST)	218922	Hemant Meena	BJP	87644	40.03%	Ramlal Meena	INC	62535	28.56%	25109	11.47%	2128	0.97%
159	Behror	175866	Dr. Jaswant Singh Yadav	BJP	70400	40.03%	Baljeet Yadav	Rashtriya Janata Sena	53177	30.24%	17223	9.79%	1091	0.62%
160	Dholpur	174458	Shobharani Kushwah	INC	69724	39.97%	Ritesh Sharma	BSP	52935	30.34%	16789	9.62%	1430	0.82%
161	Thanagazi	168807	Kanti Prasad	INC	67350	39.90%	Hem Singh	BJP	65411	38.75%	1939	1.15%	1096	0.65%
162	Jayal (SC)	179783	Dr. Manju Baghmar	BJP	70468	39.20%	Dr. Manju Devi	INC	68903	38.33%	1565	0.87%	2200	1.22%
163	Lohawat	208488	Gajendra Singh	BJP	81415	39.05%	Kishna Ram Vishnoi	INC	70866	33.99%	10549	5.06%	1913	0.92%
164	Nokha	214108	Sushila Rameshwar Dudi	INC	83215	38.87%	Bihari Lal	BJP	75066	35.06%	8149	3.81%	1753	0.82%
165	Kishangarh	216740	Vikash Choudhary	INC	83645	38.59%	Suresh Tak	IND	80025	36.92%	3620	1.67%	3467	1.60%
166	Garhi (ST)	226516	Kailash Chandra Meena	BJP	87392	38.58%	Shankarlal Charpota	INC	72285	31.91%	15107	6.67%	5192	2.29%
167	Kotputli	176466	Hansraj Patel	BJP	67716	38.37%	Rajendra Singh Yadav	INC	67395	38.19%	321	0.18%	930	0.53%
168	Merta (SC)	202030	Laxman Ram	BJP	77493	38.36%	Shivratan (Chiman Valmiki)	INC	59978	29.69%	17515	8.67%	1939	0.96%
169	Mavli	203460	Pushkar Lal Dangi	INC	77696	38.19%	Krishnagopal Paliwal	BJP	76129	37.42%	1567	0.77%	2441	1.20%
170	Khinwsar	209361	Hanuman Beniwal	Rashtriya Loktantrik Party	79492	37.97%	Rewant Ram Danga	BJP	77433	36.99%	2059	0.98%	2130	1.02%
171	Manohar Thana	225524	Govind Prasad	BJP	85304	37.82%	Kailash Chand	IND	60439	26.80%	24865	11.03%	3199	1.42%
172	Kaman	207982	Nauksham	BJP	78646	37.81%	Mukhtyar Ahmad	IND	64740	31.13%	13906	6.69%	1076	0.52%

S.No.	Constituency	Total Valid Votes in The Constituency	Winner	Party	Votes Polled for Winner	% Vote share for Winner	Runners Up	Party	Votes Polled for Runners up	% of Votes Polled for Runners up	Margin of Victory	Margin of Victory %	NOTA Total Votes	% of NOTA Votes
173	Dhariawad (ST)	222081	Thavar Chand	Bharat Adivasi Party	83655	37.67%	Kanhaiya Lal S/O Goutam Lal	BJP	76964	34.66%	6691	3.01%	3294	1.48%
174	Sadulshahar	198085	Gurveer Singh	BJP	74433	37.58%	Om Bishnoi	IND	58973	29.77%	15460	7.80%	1162	0.59%
175	Salumber (ST)	213319	Amritlal Meena	BJP	80086	37.54%	Raghuvir Singh Meena	INC	65395	30.66%	14691	6.89%	3702	1.74%
176	Nagar	201439	Jawaharsingh Bedham	BJP	75579	37.52%	Wajib Ali	INC	74048	36.76%	1531	0.76%	571	0.28%
177	Beawar	181730	Shanker Singh Rawat	BJP	67623	37.21%	Paras Mal Jain	INC	58745	32.33%	8878	4.89%	1771	0.97%
178	Masuda	200036	Virendra Singh	BJP	74266	37.13%	Rakesh	INC	47550	23.77%	26716	13.36%	1640	0.82%
179	Raisinghnagar (SC)	214655	Sohan Lal Nayak	INC	79586	37.08%	Balvir Singh Luthra	BJP	65561	30.54%	14025	6.53%	1522	0.71%
180	Hanumangarh	241223	Ganeshraj Bansal	IND	89323	37.03%	Amit Sahu	BJP	79625	33.01%	9698	4.02%	1715	0.71%
181	Sanchole	257977	Jiva Ram Choudhary	IND	95518	37.03%	Sukhram Vishnoi	INC	90847	35.22%	4671	1.81%	1940	0.75%
182	Bhilwara	191087	Ashok Kumar Kothari	IND	70095	36.68%	Om Prakash Naraniwal	INC	59317	31.04%	10778	5.64%	1257	0.66%
183	Ghatol (ST)	241576	Nanalal Ninama	INC	88335	36.57%	Ashok Kumar	Bharat Adivasi Party	84644	35.04%	3691	1.53%	4087	1.69%
184	Sagwara (ST)	206117	Shankarlal Decha	BJP	75175	36.47%	Mohanlal Roat	Bharat Adivasi Party	63176	30.65%	11999	5.82%	3339	1.62%
185	Deedwana	195933	Yoonus Khan	IND	70952	36.21%	Chetan Singh Chaudhary	INC	68560	34.99%	2392	1.22%	1778	0.91%
186	Baytoo	213370	Harish Chaudhary	INC	76821	36.00%	Ummeda Ram Beniwal	Rashtriya Loktantrik Party	75911	35.58%	910	0.43%	2173	1.02%
187	Dungarpur (ST)	193756	Ganesh Ghogra	INC	69338	35.79%	Kantilal Roat	Bharat Adivasi Party	50285	25.95%	19053	9.83%	4266	2.20%

S.No.	Constituency	Total Valid Votes in The Constituency	Winner	Party	Votes Polled for Winner	% Vote share for Winner	Runners Up	Party	Votes Polled for Runners up	% of Votes Polled for Runners up	Margin of Victory	Margin of Victory %	NOTA Total Votes	% of NOTA Votes
188	Kherwara (ST)	219178	Dr. Dayaram Parmar	INC	77342	35.29%	Nana Lal Ahari	BJP	60098	27.42%	17244	7.87%	3265	1.49%
189	Siwana	178703	Hameer Singh Bhayal	BJP	62875	35.18%	Sunil Parihar	IND	51068	28.58%	11807	6.61%	2260	1.26%
190	Jhadol (ST)	218746	Babulal Kharadi	BJP	76537	34.99%	Heeralal Darangi	INC	70049	32.02%	6488	2.97%	6488	2.97%
191	Udaipurwati	199059	Bhagawana Ram Saini	INC	68399	34.36%	Subhkaran Choudhary	BJP	67983	34.15%	416	0.21%	1430	0.72%
192	Bansur	182026	Devi Singh Shekhawat	BJP	61605	33.84%	Rohitash Kumar	Aazad Samaj Party (Kanshi Ram)	54185	29.77%	7420	4.08%	1623	0.89%
193	Asind	222014	Jabbar Singh Sankhala	BJP	74586	33.60%	Hagami Lal Mewara	INC	73060	32.91%	1526	0.69%	2029	0.91%
194	Sadulpur	195540	Manoj Kumar S/O Swai Singh	BSP	64368	32.92%	Krishna Poonia	INC	61794	31.60%	2574	1.32%	860	0.44%
195	Chhabra	198583	Pratap Singh Singhvi	BJP	65000	32.73%	Karansingh	INC	59892	30.16%	5108	2.57%	3101	1.56%
196	Dungargarh	201837	Tarachand	BJP	65690	32.55%	Manglaram Godara	INC	57565	28.52%	8125	4.03%	3439	1.70%
197	Sheo	252882	Ravindra Singh Bhati	IND	79495	31.44%	Fateh Khan	IND	75545	29.87%	3950	1.56%	3120	1.23%
198	Jaitaran	213467	Avinash Gehlot	BJP	66277	31.05%	Surendra Goyal	INC	52751	24.71%	13526	6.34%	3060	1.43%
199	Lunkaransar	201592	Sumit Godara	BJP	60452	29.99%	Dr. Rajendra Moond	INC	51583	25.59%	8869	4.40%	1613	0.80%

Table: Vote Share and Margin of Victory of Winners in Rajasthan Assembly Elections 2023

Vote Share of Winners, Runners up, Third Position and Fourth Position in Rajasthan Assembly Elections 2023

S.No	Constituency	Total Valid Votes in The Constituency	Winner	Party	Votes Polled for Winner	% Vote share for Winner	Runners Up	Party	Votes Polled for Runners up	% of Votes Polled for Runners up	Third Position	Party	Votes Polled for Third Position	% of Votes Polled for Third Position	Fourth Position	Party	Votes Polled for Fourth Position	% of Votes Polled for Fourth Position
1	Vidhyadhar Nagar	250409	Diya Kumari	BJP	158516	63.30%	Sitaram Agarwal	INC	87148	34.80%	NOTA	NOTA	1568	0.63%	Dr Sanjay Biyani	AAP	780	0.31%
2	Shahpura	199030	Manish Yadav	INC	124072	62.34%	Alok Beniwal	IND	59164	29.73%	Upen Yadav	BJP	11233	5.64%	Hari Prasad Baliwal	Rashtriya Loktantrik Party	1423	0.71%
3	Sahara	189771	Ladu Lal Pitliya	BJP	117203	61.76%	Rajendra Trivedi	INC	54684	28.82%	Badrilal Jat	Rashtriya Loktantrik Party	8971	4.73%	Kailash Gehlot	CPI	4125	2.17%
4	Lalsot (ST)	199062	Rambilas	BJP	120962	60.77%	Parsadilal	INC	73894	37.12%	NOTA	NOTA	2419	1.22%	DWARKA PRASAD MEENA	BSP	1787	0.90%
5	Malviya Nagar	152606	Kalicharan Saraf	BJP	92506	60.62%	Archana Sharma	INC	57012	37.36%	NOTA	NOTA	1598	1.05%	MAHENDRA KUMAR	BSP	661	0.43%
6	Jhalrapatan	233271	Vasundhara Raje	BJP	138831	59.51%	Ramlal	INC	85638	36.71%	Makasud	BSP	3431	1.47%	NOTA	NOTA	3194	1.37%
7	Chaksu (SC)	176557	Ramavtar	BJP	104064	58.94%	Ved Prakash Solanki	INC	54684	30.97%	Vikesh Kholia	Rashtriya Loktantrik Party	14068	7.97%	ANUJ KUMAR	BSP	1350	0.76%
8	Udaipur	165949	Tarachand Jain	BJP	97466	58.73%	Prof. Gourav Vallabh	INC	64695	38.98%	NOTA	NOTA	1579	0.95%	Tulsi Ram Gameti	Bharat Adivasi Party	589	0.35%
9	Sanganer	248412	Bhajan Lal Sharma	BJP	145162	58.44%	Pushpendra Bhardwaj	INC	97081	39.08%	Amit Dadhich	AAP	1426	0.57%	NOTA	NOTA	1296	0.52%
10	Soorsagar	200909	Devendra Joshi	BJP	117065	58.27%	Er. Shahzad Aiyub Khan	INC	78306	38.98%	NOTA	NOTA	1734	0.86%	Rajendra Singh Chundawat	BSP	820	0.41%

S.No	Constituency	Total Valid Votes in The Constituency	Winner	Party	Votes Polled for Winner	% Vote share for Winner	Runners Up	Party	Votes Polled for Runners up	% of Votes Polled for Runners up	Third Position	Party	Votes Polled for Third Position	% of Votes Polled for Third Position	Fourth Position	Party	Votes Polled for Fourth Position	% of Votes Polled for Fourth Position
11	Begun	235691	Dr. Suresh Dhakar	BJP	136714	58.01%	Gurjar Rajender Singh Bidhuri	INC	86053	36.51%	Naresh Kumar Gurjar	Rashtriya Loktantik Party	4299	1.82%	Onkar	BSP	2297	0.97%
12	Pilibanga (SC)	247404	Vinod Kumar	INC	143091	57.84%	Dharmendra Kumar	BJP	87818	35.50%	Sunil Kumar	Rashtriya Loktantik Party	10525	4.25%	Varinder Kumar	AAP	1772	0.72%
13	Mundawar	182838	Lalit Yadav	INC	105735	57.83%	Manjeet Dharampal Choudhary	BJP	70111	38.35%	Anjali Yadav	Aazad Samaj Party (Kanshi Ram)	2986	1.63%	Anita Choudhary	AAP	1031	0.56%
14	Surajgarh	200348	Sharwan Kumar	INC	115684	57.74%	Santosh Ahalawat	BJP	78270	39.07%	Dara Singh	BSP	1170	0.58%	Norang Dangi	Independent	1050	0.52%
15	Dudu (SC)	201924	Dr. Prem Chand Bairwa	BJP	116561	57.73%	Babulal Nagar	INC	80818	40.02%	Hanuman Prasad Bairwa	Rashtriya Loktantik Party	1742	0.86%	Teekam Chand Bairwa	BSP	1571	0.78%
16	Bhim	163428	Harisingh Rawat S/O Panna Singh	BJP	93905	57.46%	Sudarshan Singh Rawat S/O Lakshman Singh	INC	62137	38.02%	NOTA	NOTA	1548	0.95%	Hukmaran Salvi	BSP	1334	0.82%
17	Baseri (SC)	151356	Sanjay Kumar	INC	86145	56.92%	Sukhram	BJP	59035	39.00%	Khiladi Lal Bairwa	Independent	1366	0.90%	Daulat Ram	BSP	1133	0.75%
18	Civil Lines	173451	Gopal Sharma	BJP	98661	56.88%	Pratap Singh Khachari yavas	INC	70332	40.55%	Archit Gupta	AAP	1385	0.80%	NOTA	NOTA	1216	0.70%
19	Mandal	222222	Udai Lal Bhadana	BJP	126291	56.83%	Ram Lal Jat	INC	90413	40.69%	NOTA	NOTA	2248	1.01%	Rameshwar Lal Jat	BSP	1597	0.72%

S.No	Constituency	Total Valid Votes in The Constituency	Winner	Party	Votes Polled for Winner	% Vote share for Winner	Runners Up	Party	Votes Polled for Runners up	% of Votes Polled for Runners up	Third Position	Party	Votes Polled for Third Position	% of Votes Polled for Third Position	Fourth Position	Party	Votes Polled for Fourth Position	% of Votes Polled for Fourth Position
20	Pokaran	198713	Pratap Puri	BJP	112925	56.83%	Shale Mohmmad	INC	77498	39.00%	Devi Lal	Rashtriya Loktantarik Party	4690	2.36%	Punam Giri	Bheem Tribal Congress	1113	0.56%
21	Sardarpura	170910	Ashok Gehlot	INC	96859	56.67%	Dr. Mahendra Rathore	BJP	70463	41.23%	NOTA	NOTA	1222	0.71%	Shaitan Singh	Aazad Samaj Party (Kanshi Ram)	813	0.48%
22	Sirohi	202572	Ota Ram Dewasi	BJP	114729	56.64%	Sanyam Lodha	INC	78924	38.96%	NOTA	NOTA	2339	1.15%	Motilal	Aazad Samaj Party (Kanshi Ram)	2298	1.13%
23	Hindoli	224991	Ashok	INC	127354	56.60%	Prabhu Lal Saini	BJP	82350	36.60%	Ramalakhan	Aazad Samaj Party (Kanshi Ram)	9312	4.14%	NOTA	NOTA	2861	1.27%
24	Bagru (SC)	256748	Kailash Chand Verma	BJP	145170	56.54%	Ganga Devi	INC	99920	38.92%	Tarachand Raigar	Rashtriya Loktantarik Party	3732	1.45%	NOTA	NOTA	2407	0.94%
25	Sapotra (ST)	198042	Hansraj Meena	BJP	111385	56.24%	Ramesh Chand Meena	INC	67551	34.11%	Vijay Kumar Urf Kallu	BSP	11304	5.71%	NOTA	NOTA	1634	0.83%
26	Tonk	188557	Sachin Pilot	INC	105812	56.12%	Ajit Singh Mehta	BJP	76337	40.48%	Abdul Latif	Social Democratic Party Of India	1737	0.92%	NOTA	NOTA	1487	0.79%
27	Khandela	204003	Subhash Meel	BJP	114236	56.00%	Mahadev Singh	INC	71597	35.10%	Banshidhar Khandela	Independent	11808	5.79%	Meena Saini	Independent	1670	0.82%
28	Suratgarh	209143	Dungarram Gedar	INC	116841	55.87%	Rampratap Kasania	BJP	66382	31.74%	Rajender Singh Bhadu	Independent	9826	4.70%	Prithviraj Meel	Jannayak Janta Party	6840	3.27%

S.No	Constituency	Total Valid Votes in The Constituency	Winner	Party	Votes Polled for Winner	% Vote share for Winner	Runners Up	Party	Votes Polled for Runners up	% of Votes Polled for Runners up	Third Position	Party	Votes Polled for Third Position	% of Votes Polled for Third Position	Fourth Position	Party	Votes Polled for Fourth Position	% of Votes Polled for Fourth Position
29	Sangod	167505	Heeralal Nagar	BJP	93435	55.78%	Bhanu Pratap Singh	INC	67849	40.51%	Prabhulal	BSP	1622	0.97%	Ramavtar Verma	Aazad Samaj Party (Kanshi Ram)	1531	0.91%
30	Sojat (SC)	170105	Shobha Chauhan	BJP	94852	55.76%	Niranjan Arya	INC	63080	37.08%	Ramchandre	Aazad Samaj Party (Kanshi Ram)	2266	1.33%	NOTA	NOTA	2024	1.19%
31	Jamwa Ramgarh (ST)	179709	Mahendra Pal Meena	BJP	100041	55.67%	Gopal Lal Meena	INC	61614	34.29%	Suman Meena	Independent	13284	7.39%	NOTA	NOTA	1438	0.80%
32	Alwar Rural (SC)	196680	Tikaram Jyuly	INC	108584	55.21%	Jairam Jatav	BJP	81251	41.31%	Jagdish Prasad	BSP	1617	0.82%	Mahavir Prasad Rajoria	AAP	1604	0.82%
33	Bayana (SC)	192495	Dr. Ritu Banawat	Independent	105749	54.94%	Amar Singh	INC	65107	33.82%	Bachchusingh Banshiwal	BJP	14398	7.48%	Madan Mohan	BSP	1620	0.84%
34	Pipalda	163162	Chetan Patel Kolana	INC	89281	54.72%	Premchand Gochar	BJP	68276	41.85%	NOTA	NOTA	1624	1.00%	Shyam Lal	BSP	1387	0.85%
35	Marwar Junction	182293	Kesaram Choudhary	BJP	99604	54.64%	Khushveer Singh	INC	66583	36.53%	Indra Singh	Independent	7084	3.89%	Vajaram Parihar	Aazad Samaj Party (Kanshi Ram)	2808	1.54%
36	Bikaner West	180983	Jethanand Vyas	BJP	98648	54.51%	Bulaki Das Kalla	INC	78454	43.35%	NOTA	NOTA	1584	0.88%	Shabnam Bano Alias Majdoor Neta	Independent	743	0.41%
37	Phulera	206004	Vidhyadhar Singh	INC	112244	54.49%	Nirmal Kumawat	BJP	85346	41.43%	Rakesh Joya	Aazad Samaj Party (Kanshi Ram)	3075	1.49%	Ikaramuddin	BSP	1307	0.63%

S.No	Constituency	Total Valid Votes in The Constituency	Winner	Party	Votes Polled for Winner	% Vote share for Winner	Runners Up	Party	Votes Polled for Runners up	% of Votes Polled for Runners up	Third Position	Party	Votes Polled for Third Position	% of Votes Polled for Third Position	Fourth Position	Party	Votes Polled for Fourth Position	% of Votes Polled for Fourth Position
38	Shahpura (SC)	184481	Lalaram Bairwa	BJP	100135	54.28%	Narendra Kumar Regar	INC	40837	22.14%	Kailash Chandra Meghwal	Independent	34783	18.85%	NOTA	NOTA	2326	1.26%
39	Ladpura	223405	Kalpna Devi	BJP	121248	54.27%	Naimuddin Guddu	INC	95726	42.85%	NOTA	NOTA	2440	1.09%	Uchchhab Lal	Aazad Samaj Party (Kanshi Ram)	976	0.44%
40	Todabhim (ST)	180079	Ghanshyam	INC	97389	54.08%	Ramniwas Meena	BJP	68528	38.05%	Raghav Ram Meena	Independent	5311	2.95%	Rajnish Mehar	Aazad Samaj Party (Kanshi Ram)	3436	1.91%
41	Sumerpur	192486	Joraram Kumawat	BJP	104044	54.05%	Harishankar	INC	76662	39.83%	Jeevaram Rana	BSP	3003	1.56%	NOTA	NOTA	2290	1.19%
42	Nawalgarh	207626	Vikram Singh Jakhal	BJP	112037	53.96%	Dr. Rajkumar Sharma	INC	88857	42.80%	NOTA	NOTA	1352	0.65%	Vijendra Singh	AAP	1260	0.61%
43	Jodhpur	132010	Atul Bhansali	BJP	71192	53.93%	Manisha Panwar	INC	57667	43.68%	DR. AJAY TRIVEDI	Rashtriya Loktantarik Party	911	0.69%	NOTA	NOTA	844	0.64%
44	Chorasi (ST)	206140	Rajkumar Roat	Bharat Adivasi Party	111150	53.92%	Sushil Katara	BJP	41984	20.37%	Tarachand Bhagora	INC	28120	13.64%	Mahendra Barjod	Independent	11314	5.49%
45	Baran Atru (SC)	188581	Radheyshyam Bairwa	BJP	101530	53.84%	Panachand Meghwal	INC	81776	43.36%	NOTA	NOTA	2091	1.11%	Suresh Kumar Manav	BSP	978	0.52%
46	Dausa	182550	Murari Lal Meena	INC	98238	53.81%	Shankar Lal Sharma	BJP	67034	36.72%	Radhe Shyam Meena	Aazad Samaj Party (Kanshi Ram)	11751	6.44%	Rameshwar Prasad Gurjar	BSP	1742	0.95%
47	Ratangarh	203735	Poosaram Godara	INC	109383	53.69%	Abhinesh Maharshi	BJP	79720	39.13%	Radheshyam Prajapat	Independent	5956	2.92%	NOTA	NOTA	1943	0.95%

S.No	Constituency	Total Valid Votes in The Constituency	Winner	Party	Votes Polled for Winner	% Vote share for Winner	Runners Up	Party	Votes Polled for Runners up	% of Votes Polled for Runners up	Third Position	Party	Votes Polled for Third Position	% of Votes Polled for Third Position	Fourth Position	Party	Votes Polled for Fourth Position	% of Votes Polled for Fourth Position
48	Neem Ka Thana	197675	Suresh Modi	INC	105878	53.56%	Prem Singh Bajor	BJP	72788	36.82%	Rajesh Kumar	Rashtriya Loktantik Party	5500	2.78%	Raghveer Singh Tanwar	Jannayak Janta Party	5202	2.63%
49	Rajsamand	175794	Deepti Kiran Maheshwari	BJP	94043	53.50%	Narayan Singh Bhati	INC	62081	35.31%	Dinesh Badala	Independent	13599	7.74%	Dr. Ghanashyam Murdia	AAP	1772	1.01%
50	Kishanganj (ST)	190636	Lalit Meena	BJP	101857	53.43%	Nirmala	INC	79576	41.74%	NOTA	NOTA	2322	1.22%	Ramdayal Meena	BSP	1488	0.78%
51	Mandawa	185232	Kumari Rita Chaudhary	INC	98747	53.31%	Narendra Kumar	BJP	80030	43.21%	Mohammad Sadique	BSP	2114	1.14%	NOTA	NOTA	1127	0.61%
52	Rajakhera	167315	Rohit Bohra	INC	89120	53.26%	Neerja Sharma	BJP	73563	43.97%	NOTA	NOTA	1513	0.90%	Vinay Sikarvar	Indian Peoples Green Party	1118	0.67%
53	Anupgarh (SC)	193192	Shimla Devi	INC	102746	53.18%	Santosh Bawri	BJP	64865	33.58%	Shimla Bawri	Independent	10933	5.66%	Shobha Singh	CPI(M)	8886	4.60%
54	Bikaner East	169422	Siddhi Kumari	BJP	89917	53.07%	Yashpal Gehlot	INC	70614	41.68%	Manoj Bishnoi	Rashtriya Loktantik Party	3696	2.18%	NOTA	NOTA	1725	1.02%
55	Ramganj Mandi (SC)	195331	Madan Dilawar	BJP	103504	52.99%	Mahendra Rajoriya	INC	85082	43.56%	Dr. Bharat Kumar Marmath (Bairwa)	BSP	2387	1.22%	NOTA	NOTA	2019	1.03%
56	Raniwara	213585	Ratan Devasi	INC	112681	52.76%	Narayan Singh Dewal	BJP	90319	42.29%	NOTA	NOTA	2685	1.26%	Bharat Kumar	Aazad Samaj Party (Kanshi Ram)	1989	0.93%

S.No	Constituency	Total Valid Votes in The Constituency	Winner	Party	Votes Polled for Winner	% Vote share for Winner	Runners Up	Party	Votes Polled for Runners up	% of Votes Polled for Runners up	Third Position	Party	Votes Polled for Third Position	% of Votes Polled for Third Position	Fourth Position	Party	Votes Polled for Fourth Position	% of Votes Polled for Fourth Position
57	Jaisalmer	198839	Chhotu Singh	BJP	104636	52.62%	Ruparam	INC	85949	43.23%	Raghveer Singh	Rashtriya Loktantarik Party	2262	1.14%	Shahbaz Ali	Independent	1623	0.82%
58	Bari	201567	Jaswant Singh Gurjar	BSP	106060	52.62%	Girraj Singh	BJP	78636	39.01%	Prashant Singh Parmar	INC	11601	5.76%	Dr. Amar Singh Kushwah	AAP	1148	0.57%
59	Nawan	202100	Vijay Singh	BJP	106159	52.53%	Mahendra Choudhary	INC	82211	40.68%	Ravi Meghwal Lunwa	Independent	3737	1.85%	Govind Ram	Aazad Samaj Party (Kanshi Ram)	3041	1.50%
60	Lachhmangarh	215757	Govind Singh Dotasra	INC	113304	52.51%	Subhash Maharia	BJP	94334	43.72%	Comrade Vijendra Dhaka	CPI(M)	1875	0.87%	NOTA	NOTA	1552	0.72%
61	Adarsh Nagar	198217	Rafeek Khan	INC	103421	52.18%	Ravi Kumar Nayyar	BJP	89348	45.08%	NOTA	NOTA	1377	0.69%	Umaradaraj	AAP	1122	0.57%
62	Kota South	183199	Sandeep Sharma	BJP	95393	52.07%	Rakhi Gautam	INC	83431	45.54%	NOTA	NOTA	1727	0.94%	Dr. Krishnan and Sharma	BSP	1085	0.59%
63	Khajuwala (SC)	177351	Dr Vishwanath Meghwal	BJP	91276	51.47%	Govindram Meghwal	INC	73902	41.67%	Sitaram	Jannayak Janta Party	3953	2.23%	Jaiprakash	Rashtriya Loktantrik Party	2421	1.37%
64	Alwar Urban	175863	Sanjay Sharma	BJP	90504	51.46%	Ajay Agarwal	INC	81417	46.30%	NOTA	NOTA	1294	0.74%	Neha Sharma	BSP	1076	0.61%
65	Kishan Pole	148869	Amin Kagzi	INC	76611	51.46%	Chandra Manohar Batwara Advocate	BJP	69555	46.72%	NOTA	NOTA	1026	0.69%	Kamal Bhargav	AAP	619	0.42%
66	Bandikui	179566	Bhagchand Tankda	BJP	92067	51.27%	Gajraj Khatana	INC	79687	44.38%	Bhawani Singh Mall	BSP	3308	1.84%	Pankaj Muhi	Rashtriya Loktantrik Party	1547	0.86%

S.No	Constituency	Total Valid Votes in The Constituency	Winner	Party	Votes Polled for Winner	% Vote share for Winner	Runners Up	Party	Votes Polled for Runners up	% of Votes Polled for Runners up	Third Position	Party	Votes Polled for Third Position	% of Votes Polled for Third Position	Fourth Position	Party	Votes Polled for Fourth Position	% of Votes Polled for Fourth Position
67	Khandar (SC)	180253	Jitendra Kumar Gothwal	BJP	92059	51.07%	Ashok	INC	78044	43.30%	Ankita Verma	Rashtriya Loktantarik Party	2394	1.33%	NOTA	NOTA	2056	1.14%
68	Bamanwas (ST)	158710	Indra	INC	80378	50.64%	Rajendra	BJP	72513	45.69%	Manoj Kumar	BSP	1881	1.19%	Vikas	Independent	1750	1.10%
69	Luni	244113	Jogaram Patel	BJP	123498	50.59%	Mahendra Bishnoi	INC	98820	40.48%	Badrilal	Rashtriya Loktantarik Party	16529	6.77%	Rajuram	BSP	2079	0.85%
70	Rajgarh-Laxmangarh (ST)	185998	Mangelal Meena	INC	93459	50.25%	Banna Ram Meena	BJP	70892	38.11%	Rahul	Independent	8291	4.46%	Joharilal	Independent	3007	1.62%
71	Pali	189256	Bheem Raj Bhati	INC	95092	50.25%	Gyanchand Parakh	BJP	87204	46.08%	Dungar Ram	Rashtriya Loktantarik Party	2738	1.45%	NOTA	NOTA	1760	0.93%
72	Nathdwara	189003	Vishvaraj Singh Mewar	BJP	94950	50.24%	C. P. Joshi	INC	87446	46.27%	NOTA	NOTA	2163	1.14%	Jitendra Kumar Khatik	Independent	2001	1.06%
73	Ajmer South (SC)	142004	Anita Bhadel	BJP	71319	50.22%	Dr. Dropdi Koli	INC	66873	47.09%	NOTA	NOTA	1674	1.18%	Vinod Kumar	Independent	456	0.32%
74	Ladnun	193740	Mukesh Bhakar	INC	97229	50.19%	Karni Singh	BJP	81275	41.95%	Niyaj Moham mad Khan	BSP	7225	3.73%	Bhagirath Mal	CPI(M)	5512	2.85%
75	Nadbai	206955	Jagat Singh	BJP	103795	50.15%	Joginder Singh Awana S/O Girwar Singh	INC	88028	42.53%	Khaimkar an Singh Tauli	BSP	10301	4.98%	Rohit (Rohitash Chaturvedi)	AAP	877	0.42%

S.No	Constituency	Total Valid Votes in The Constituency	Winner	Party	Votes Polled for Winner	% Vote share for Winner	Runners Up	Party	Votes Polled for Runners up	% of Votes Polled for Runners up	Third Position	Party	Votes Polled for Third Position	% of Votes Polled for Third Position	Fourth Position	Party	Votes Polled for Fourth Position	% of Votes Polled for Fourth Position
76	Kumbhalgarh	155916	Surendra Singh Rathore	BJP	78133	50.11%	Yogendra Singh Parmar	INC	56073	35.96%	Dr. Ram Meena	Bharat Adivasi Party	8813	5.65%	Neeraj Singh Ranawat	Independe nt	4237	2.72%
77	Deeg-Kumher	177818	Dr. Shailesh Singh	BJP	89063	50.09%	Vishvend ra Singh	INC	81168	45.65%	Hariom Sharma	BSP	4487	2.52%	Manudev	Rashtriya Loktantrik Party	1015	0.57%
78	Sikrai (SC)	183708	Vikram Bansiwal	BJP	91996	50.08%	Mamta Bhupesh	INC	82568	44.95%	Manisha Devi	Aazad Samaj Party (Kanshi Ram)	2869	1.56%	Leela Ram	Independe nt	1810	0.99%
79	Churu	198681	Harlal Saharan	BJP	99432	50.05%	Rafique Mandelia	INC	92558	46.59%	Sanjay Khan	AAP	1418	0.71%	NOTA	NOTA	1151	0.58%
80	Kolayat	202018	Anshuma n Singh Bhati	BJP	101093	50.04%	Bhanwar Singh Bhati	INC	68160	33.74%	Revat Ram Panwar	Rashtri ya Loktant rik Party	27854	13.79%	NOTA	NOTA	1856	0.92%
81	Weir (SC)	188953	Bahadur Singh	BJP	94056	49.78%	Bhajanlal Jatav	INC	87084	46.09%	Sunil Kumar	Rashtri ya Loktant rik Party	3255	1.72%	Komal Mahawar	Independe nt	1176	0.62%
82	Khanpur	203064	Suresh Gurjar	INC	101045	49.76%	Narendra Nagar	BJP	92620	45.61%	Deepesh Kumar	AAP	2634	1.30%	NOTA	NOTA	2106	1.04%
83	Kekri	200355	Shatrugh an Gautam	BJP	99671	49.75%	Dr. Raghu Sharma	INC	92129	45.98%	Jitendra Boyat	Aazad Samaj Party (Kanshi Ram)	2098	1.05%	Tulsi Devi	BSP	1549	0.77%
84	Shergarh	207127	Babu Singh Rathor	BJP	102868	49.66%	Meena Kanwar	INC	77824	37.57%	Jora Ram	Rashtri ya Loktant rik Party	16952	8.18%	Junjaram	BSP	2206	1.07%
85	Anta	176064	Kanwarla I	BJP	87390	49.64%	Pramod Jain	INC	81529	46.31%	Om Prakash Gochar	AAP	1334	0.76%	NOTA	NOTA	1271	0.72%

S.No	Constituency	Total Valid Votes in The Constituency	Winner	Party	Votes Polled for Winner	% Vote share for Winner	Runners Up	Party	Votes Polled for Runners up	% of Votes Polled for Runners up	Third Position	Party	Votes Polled for Third Position	% of Votes Polled for Third Position	Fourth Position	Party	Votes Polled for Fourth Position	% of Votes Polled for Fourth Position
86	Ahore	167769	Chhagan Singh Rajpurohit	BJP	83259	49.63%	Saroj Choudhary	INC	72044	42.94%	NOTA	NOTA	2999	1.79%	Suraj Rathore	Independent	1472	0.88%
87	Taranagar	218591	Narendra Budania	INC	108236	49.52%	Rajendra Rathore	BJP	97891	44.78%	Co. Nirmal Kumar	CPI(M)	6815	3.12%	Chhotu Ram	BSP	1126	0.52%
88	Kota North	191704	Shanti Dhariwal	INC	94899	49.50%	Prahlad Gunjal	BJP	92413	48.21%	NOTA	NOTA	1594	0.83%	Saifullah	Welfare Party Of India	860	0.45%
89	Osian	209762	Bhera Ram Choudhary (Siyol)	BJP	103746	49.46%	Divya Maderna	INC	100939	48.12%	NOTA	NOTA	1913	0.91%	Sohan Ram	Independent	1277	0.61%
90	Barmer	216916	Dr. Priyanka Chowdhary	Independent	106948	49.30%	Mewaram Jain	INC	93611	43.16%	Deepak Karwasara	BJP	5355	2.47%	Bhagwan Singh	AAP	2282	1.05%
91	Keshoraipatan (SC)	206025	Chunni Lal Premi	INC	101541	49.29%	Chandrakanta Meghwal	BJP	84454	40.99%	Rakesh Boyat	Independent	11733	5.69%	NOTA	NOTA	2947	1.43%
92	Hawa Mahal	195173	Balmukundachary	BJP	95989	49.18%	Rewati Raman Tiwari (R.R. Tiwari)	INC	95015	48.68%	NOTA	NOTA	1463	0.75%	Jameel Ahmed Khan	All India Majlis-E-Itehadul Muslimeen	588	0.30%
93	Nimbahera	237550	Shrichand Kriplani	BJP	116640	49.10%	Anjana Udayalal	INC	112795	47.48%	NOTA	NOTA	2485	1.05%	Radheshyam Meghwal	BSP	1544	0.65%
94	Tijara	224795	Mahant Balak Nath	BJP	110209	49.03%	Imran Khan	INC	104036	46.28%	Udami Ram	Aazad Samaj Party (Kanshi Ram)	8054	3.58%	NOTA	NOTA	778	0.35%
95	Hindaun (SC)	187418	Anita Jatav	INC	91627	48.89%	Rajkumari Jatav	BJP	53351	28.47%	Brajesh Kumar Jatav	BSP	29777	15.89%	Gayatri Koli	Jannayak Janta Party	6372	3.40%

S.No	Constituency	Total Valid Votes in The Constituency	Winner	Party	Votes Polled for Winner	% Vote share for Winner	Runners Up	Party	Votes Polled for Runners up	% of Votes Polled for Runners up	Third Position	Party	Votes Polled for Third Position	% of Votes Polled for Third Position	Fourth Position	Party	Votes Polled for Fourth Position	% of Votes Polled for Fourth Position
96	Gudha Malani	220316	Krishan Kumar Vishnoi (K.K. Vishnoi)	BJP	107632	48.85%	Col. Sonaram Choudhary	INC	92415	41.95%	Prabhuram	Aazad Samaj Party (Kanshi Ram)	9924	4.50%	NOTA	NOTA	2358	1.07%
97	Bali	222020	Pushpendra Singh	BJP	107938	48.62%	Badriram Jakhar	INC	97445	43.89%	Lal Singh Dewasi	AAP	5823	2.62%	NOTA	NOTA	3144	1.42%
98	Kathumar (SC)	164389	Ramesh Khinchi	BJP	79756	48.52%	Sanjna	INC	79347	48.27%	Mangalram	Independent	1432	0.87%	Dinesh	BSP	828	0.50%
99	Jahazpur	200485	Gopichand Meena	BJP	96933	48.35%	Dhiraj Gurjar	INC	96353	48.06%	NOTA	NOTA	2542	1.27%	Bharati Thakur	BSP	1567	0.78%
100	Amber	226724	Prashant Sharma	INC	108914	48.04%	Satish Poonia	BJP	99822	44.03%	Vinod Jat	Rashtriya Loktantrik Party	4326	1.91%	Raj Kumar Sharma	Independent	2585	1.14%
101	Udaipur Rural (ST)	214545	Phool Singh Meena	BJP	103039	48.03%	Dr. Vivek Katara	INC	75694	35.28%	Amit Kumar Kharadi	Bharat Adivasi Party	25172	11.73%	NOTA	NOTA	2703	1.26%
102	Bhinmal	203320	Samarjit Singh	INC	97157	47.79%	Poora Ram	BJP	96130	47.28%	NOTA	NOTA	4084	2.01%	Ramesh Kumar Bhandari	Independent	2234	1.10%
103	Jhotwara	309792	Col. Rajyavardhan Rathore	BJP	147913	47.75%	Abhishek Choudhary	INC	97746	31.55%	Ashu Singh Surpura	Independent	55159	17.81%	Jeewanram Jat	Rashtriya Loktantrik Party	1256	0.41%
104	Bari Sadri	218644	Gautam Kumar	BJP	103940	47.54%	Badri Lal Jat	INC	92108	42.13%	Phoji Lal	Bharat Adivasi Party	11833	5.41%	NOTA	NOTA	3580	1.64%
105	Deoli-Uniara	221109	Harish Chandra Meena	INC	105001	47.49%	Vijay Singh Bainsla	BJP	85826	38.82%	Vikram Singh	Rashtriya Loktantrik Party	19773	8.94%	Om Prakash Bairwa	BSP	1554	0.70%
106	Sangaria	207478	Abhiman yu	INC	98341	47.40%	Gurdeep Singh	BJP	56331	27.15%	Gulab Sinwar	Independent	40266	19.41%	DR. PARAM NAVDEEP SINGH	Aazad Samaj Party (Kanshi Ram)	3036	1.46%

S.No	Constituency	Total Valid Votes in The Constituency	Winner	Party	Votes Polled for Winner	% Vote share for Winner	Runners Up	Party	Votes Polled for Runners up	% of Votes Polled for Runners up	Third Position	Party	Votes Polled for Third Position	% of Votes Polled for Third Position	Fourth Position	Party	Votes Polled for Fourth Position	% of Votes Polled for Fourth Position
107	Bassi (ST)	185872	Laxman	INC	88043	47.37%	Chandra mohan Meena	BJP	81729	43.97%	Jitendra Meena	Indepe ndent	9564	5.15%	NOTA	NOTA	1411	0.76%
108	Reodar (SC)	198385	Motiram	INC	93120	46.94%	Jagsi Ram	BJP	89556	45.14%	NOTA	NOTA	5178	2.61%	Veena Ram	BSP	3797	1.91%
109	Makrana	205818	Jakir Hussain Gesawat	INC	96544	46.91%	Sumita Bhinchar	BJP	67230	32.66%	Amar Singh	Rashtri ya Loktant rik Party	19932	9.68%	Jaipal Meghaw al	Indepe ndent	8998	4.37%
110	Viratnagar	177596	Kuldeep	BJP	83262	46.88%	Indraj Singh Gurjar	INC	65673	36.98%	Ramchan dra Saradhan a	Aazad Samaj Party (Kanshi Ram)	18897	10.64%	Chandra Prakash Saini	Indepe ndent	3258	1.83%
111	Aspur (ST)	200715	Umesh Meena	Bharat Adivasi Party	93742	46.70%	Gopichan d	BJP	64802	32.29%	Rakesh Roat	INC	31630	15.76%	NOTA	NOTA	3086	1.54%
112	Mandalgarh	199529	Gopal Lal Sharma	BJP	93119	46.67%	Vivek Dhakar	INC	84925	42.56%	Bheru Lal Gurjar	Rashtri ya Loktant rik Party	10514	5.27%	NOTA	NOTA	3000	1.50%
113	Dag (SC)	213166	Kaluram	BJP	99251	46.56%	Chetraj	INC	76990	36.12%	Ramchan dra Sunariwa l	Indepe ndent	23701	11.12%	Badrilal	Aazad Samaj Party (Kanshi Ram)	4241	1.99%
114	Niwai (SC)	199385	Ram Sahay Varma (Regar)	BJP	92775	46.53%	Prashant Bairwa	INC	79834	40.04%	Prahlad Narayan Bairwa	Rashtri ya Loktant rik Party	20362	10.21%	NOTA	NOTA	1972	0.99%
115	Parbatsar	196771	Ramniwa s Gawriya	INC	91530	46.52%	Mansing h Kinsariya	BJP	81214	41.27%	Lachchha ram Badarda	Rashtri ya Loktant rik Party	20195	10.26%	Jitender Singh Dhundhiy a	BSP	1404	0.71%

S.No	Constituency	Total Valid Votes in The Constituency	Winner	Party	Votes Polled for Winner	% Vote share for Winner	Runners Up	Party	Votes Polled for Runners up	% of Votes Polled for Runners up	Third Position	Party	Votes Polled for Third Position	% of Votes Polled for Third Position	Fourth Position	Party	Votes Polled for Fourth Position	% of Votes Polled for Fourth Position
116	Jalore (SC)	182096	Jogeshwar Garg	BJP	84519	46.41%	Ramila Kumari	INC	64983	35.69%	Pavani Devi	Independent	19957	10.96%	Ramlal Meghwal	Independent	4154	2.28%
117	Fatehpur	181512	Hakam Ali Khan	INC	84194	46.38%	Sharawan Choudhary S/O Prem Singh	BJP	58201	32.06%	Nand Kishore Maharia	Jannayak Janta Party	23851	13.14%	Madhu Sudan	Independent	8786	4.84%
118	Nagaur	188186	Harendra Mirdha	INC	87110	46.29%	Jyoti Mirdha	BJP	72490	38.52%	Habiburrahman Ashrafi Lamba	Independent	20578	10.93%	NOTA	NOTA	2159	1.15%
119	Bilara (SC)	196248	Arjun Lal	BJP	90766	46.25%	Mohanlal Katariya	INC	80342	40.94%	Jagdish Kadela	Rashtriya Loktantarik Party	20478	10.43%	NOTA	NOTA	1844	0.94%
120	Degana	191985	Ajay Singh	BJP	88752	46.23%	Vijaypal Mirdha	INC	80997	42.19%	Laxmansingh Muwal	Rashtriya Loktantarik Party	12065	6.28%	NOTA	NOTA	2500	1.30%
121	Karauli	194894	Darshan Singh	BJP	89666	46.01%	Lakhan Singh	INC	87483	44.89%	Ravindra	BSP	13182	6.76%	NOTA	NOTA	1135	0.58%
122	Bagidora (ST)	222880	Mahendra Jeet Singh Malviya	INC	101742	45.65%	Jaikrishn Patel	Bharat Adivasi Party	60387	27.09%	Krishna Katara	BJP	45140	20.25%	Basant Lal Garasiya	Bhartiya Tribal Party	8517	3.82%
123	Sikar	213541	Rajendra Pareek	INC	97161	45.50%	Ratan Lal Jaldhari	BJP	67123	31.43%	Tarachand Dhayal	Independent	40782	19.10%	Usman Gani	CPI(M)	1760	0.82%
124	Kishangarh Bas	202089	Deepchand Khairiya	INC	91916	45.48%	Ramhet Singh Yadav	BJP	81420	40.29%	Simrat Sandhu	BSP	23371	11.56%	Charan Singh Yadav	AAP	1500	0.74%
125	Chittorgarh	217079	Chandrabhan Singh Chouhan	Independent	98446	45.35%	Surendra Singh Jadawat	INC	91623	42.21%	Narpat Singh Rajvi	BJP	19913	9.17%	Jogendra Singh Hoda	Abhinav Loktantra Party	1537	0.71%
126	Danta Ramgarh	220759	Virendra Singh	INC	99413	45.03%	Gajanand Kumawat	BJP	91416	41.41%	Amraram	CPI(M)	20891	9.46%	Rita Singh	Jannayak Janta Party	1567	0.71%

S.No	Constituency	Total Valid Votes in The Constituency	Winner	Party	Votes Polled for Winner	% Vote share for Winner	Runners Up	Party	Votes Polled for Runners up	% of Votes Polled for Runners up	Third Position	Party	Votes Polled for Third Position	% of Votes Polled for Third Position	Fourth Position	Party	Votes Polled for Fourth Position	% of Votes Polled for Fourth Position
															Chaudhary			
127	Phalodi	178528	Pabba Ram Bishnoi	BJP	80243	44.95%	Prakash Chandra Chhangani	INC	69459	38.91%	Dr. Nirnjan Mehra	Independent	12549	7.03%	Abdul Mehboob Urf Pappu Khiljee	Rashtriya Loktantrik Party	8666	4.85%
128	Bhadra	229969	Sanjeev Kumar	BJP	102748	44.68%	Balwan Poonia	CPI(M)	101616	44.19%	Rajender Prasad Jalandhra	Independent	8257	3.59%	Bajrang Saharan	Independent	4882	2.12%
129	Ganganagar	181386	Jaydeep Bihani	BJP	81001	44.66%	Karuna Ashok Chandak	IND	51222	28.24%	Ankur Maglani	INC	39006	21.50%	Harish Raheja	AAP	1987	1.10%
130	Pushkar	189622	Suresh Singh	BJP	84619	44.63%	Naseem Akhtar	INC	70750	37.31%	Ashok Singh Rawat	Rashtriya Loktantrik Party	16052	8.47%	Dr. Shrigopal Baheti	Independent	8457	4.46%
131	Gogunda (ST)	196997	Pratap Lal Bheel	BJP	87827	44.58%	Dr. Mangi Lal Garasiya	INC	84162	42.72%	Udai Lal Bhil	Bharat Adivasi Party	8094	4.11%	NOTA	NOTA	3527	1.79%
132	Jhunjhunu	195142	Brijendra Singh Ola	INC	86798	44.48%	Nisheet Kumar	BJP	57935	29.69%	Rajendra Singh Bhamboo	Independent	42407	21.73%	Pankaj Dhankhar	Aazad Samaj Party (Kanshi Ram)	3095	1.59%
133	Ramgarh	211159	Zubair Khan	INC	93765	44.40%	Sukhavant Singh	Aazad Samaj Party (Kanshi Ram)	74069	35.08%	Jai Aahuja	BJP	34882	16.52%	Diwan Chand	BSP	1219	0.58%
134	Sawai Madhopur	184128	Kirodi Lal	BJP	81087	44.04%	Danish Abrar	INC	58577	31.81%	Asha Meena Badolas	Independent	36251	19.69%	NOTA	NOTA	1470	0.80%
135	Pindwara Abu (ST)	161224	Samaram	BJP	70647	43.82%	Leelaram Grasiya	INC	57553	35.70%	Megharam Garasiya	Bharat Adivasi Party	23894	14.82%	NOTA	NOTA	3666	2.27%

S.No	Constituency	Total Valid Votes in The Constituency	Winner	Party	Votes Polled for Winner	% Vote share for Winner	Runners Up	Party	Votes Polled for Runners up	% of Votes Polled for Runners up	Third Position	Party	Votes Polled for Third Position	% of Votes Polled for Third Position	Fourth Position	Party	Votes Polled for Fourth Position	% of Votes Polled for Fourth Position
136	Nasirabad	181330	Ramswar oop Lamba	BJP	79364	43.77%	Shivprakash Gurjar	INC	78229	43.14%	Shivraj Singh	Rashtriya Jan Shourya Party	15975	8.81%	Rajuddin	Independent	1602	0.88%
137	Chohtan (SC)	237451	Adu Ram Meghwal	BJP	103205	43.46%	Padmaram	INC	101777	42.86%	Tarun Rai Kaga	Rashtriya Loktantrik Party	22149	9.33%	Bhartharam	BSP	4572	1.93%
138	Bharatpur	189277	Dr. Subhash Garg	RLD	81878	43.26%	Vijay Bansal (Pappu Banda)	BJP	76491	40.41%	Girish Chaudhary	BSP	25231	13.33%	NOTA	NOTA	1472	0.78%
139	Nohar	239758	Amit Chachan	INC	103623	43.22%	Abhishek Matoria	BJP	102728	42.85%	Mangej Choudhary	CPI(M)	26824	11.19%	NOTA	NOTA	1690	0.70%
140	Sujargarh (SC)	200989	Manoj Kumar	INC	86790	43.18%	Santosh Meghwal	BJP	84337	41.96%	Babulal Kuldeep	Rashtriya Loktantrik Party	19438	9.67%	Rajendra Kumar Nayak	Independent	4303	2.14%
141	Bhopalgarh (SC)	202729	Geeta Barwar	INC	86224	42.53%	Pukhraj Garg	Rashtriya Loktantrik Party	61926	30.55%	Kamsa Meghwal	BJP	49540	24.44%	NOTA	NOTA	1848	0.91%
142	Dhod (SC)	202223	Gordhan	BJP	85543	42.30%	Pema Ram	CPI(M)	72165	35.69%	Jagdish Prasad Danodia	INC	34487	17.05%	Mahesh Mordia	Rashtriya Loktantrik Party	3350	1.66%
143	Sardarshahar	235583	Anil Kumar Sharma	INC	99582	42.27%	Rajkaran Choudhary	IND	77250	32.79%	Rajkumar Rinwa	BJP	52538	22.30%	Om Prakash	BSP	2135	0.91%
144	Pilani (SC)	172747	Pitram Singh Kala	INC	72835	42.16%	Rajesh Kumar Dahia	BJP	57990	33.57%	Kailash Chand Meghwal	Independent	35575	20.59%	Ramswar oop Singh	Rashtriya Loktantrik Party	1951	1.13%

S.No	Constituency	Total Valid Votes in The Constituency	Winner	Party	Votes Polled for Winner	% Vote share for Winner	Runners Up	Party	Votes Polled for Runners up	% of Votes Polled for Runners up	Third Position	Party	Votes Polled for Third Position	% of Votes Polled for Third Position	Fourth Position	Party	Votes Polled for Fourth Position	% of Votes Polled for Fourth Position
145	Kapasan (SC)	201758	Arjun Lal Jingar	BJP	84778	42.02%	Shankar Lal Berwa	INC	63434	31.44%	Anandi Ram	Rashtriya Loktantarik Party	29425	14.58%	Dinesh Chandra Bunkar	Independent	15527	7.70%
146	Bundi	239054	Harimohan Sharma	INC	100107	41.88%	Ashok Dogra	BJP	81293	34.01%	Rupesh Sharma	Independent	39805	16.65%	Prakash Chand Banjara	Independent	3917	1.64%
147	Gangapur	199355	Ramkesh	INC	83457	41.86%	Mansingh Gurjar	BJP	64189	32.20%	Chhote Lal Saini	Independent	29679	14.89%	Mukesh Kumar Bairwa	Aazad Samaj Party (Kanshi Ram)	13467	6.76%
148	Khetri	168825	Dharmपाल	BJP	70597	41.82%	Manoj Ghumaria	BSP	61483	36.42%	Manisha	INC	27981	16.57%	Pooranmal Saini	Independent	4964	2.94%
149	Pachpadra	186620	Arun Choudhary	BJP	77997	41.79%	Madan Prajapat	INC	75468	40.44%	Than Singh Doli	Rashtriya Loktantarik Party	22581	12.10%	Uttama Ram	Bhartiya Tribal Party	3030	1.62%
150	Mahuwa	159798	Rajendra	BJP	66376	41.54%	Omprakash Hudla	INC	58459	36.58%	Mukul Bhadana	Aazad Samaj Party (Kanshi Ram)	14861	9.30%	Ramniwas Goyal	Independent	11008	6.89%
151	Kushalgarh (ST)	234979	Ramila Khadiya	INC	97480	41.48%	Bheema Bhai	BJP	87676	37.31%	Rajendra	Bharat Adivasi Party	33758	14.37%	NOTA	NOTA	4410	1.88%
152	Srimadhapur	196432	Jhabar Singh Kharra	BJP	81080	41.28%	Deependra Singh	INC	66621	33.92%	Balram	Independent	41588	21.17%	NOTA	NOTA	2676	1.36%
153	Malpura	208431	Kanhaiyalal	BJP	85915	41.22%	Ghasi Lal Choudhary	INC	69726	33.45%	Gopal Gurjar	Independent	48184	23.12%	Jitendra Kumar	BSP	1927	0.92%
154	Vallabhnagar	203903	Udailal Dangi	BJP	83227	40.82%	Preeti Gajendra Singh	INC	63167	30.98%	Ra. Deependra	Janta Sena Rajasthan	47032	23.07%	Sukhsam pat Bagdi Meena	Bharat Adivasi Party	3387	1.66%

S.No	Constituency	Total Valid Votes in The Constituency	Winner	Party	Votes Polled for Winner	% Vote share for Winner	Runners Up	Party	Votes Polled for Runners up	% of Votes Polled for Runners up	Third Position	Party	Votes Polled for Third Position	% of Votes Polled for Third Position	Fourth Position	Party	Votes Polled for Fourth Position	% of Votes Polled for Fourth Position
							Shaktawat				Kunwar Bhindar							
155	Banswara (ST)	229452	Arjun Singh Bamaniya	INC	93017	40.54%	Dhan Singh Rawat	BJP	91617	39.93%	Hemant Rana	Bharat Adivasi Party	34666	15.11%	NOTA	NOTA	3528	1.54%
156	Ajmer North	143169	Vasudev Devnani	BJP	57895	40.44%	Mahendra Singh Ralawata	INC	53251	37.19%	Gyanchand Saraswat	Independent	26352	18.41%	Kundan Vaishnav	Independent	1971	1.38%
157	Chomu	213563	Dr. Shikha Meel Barala	INC	85746	40.15%	Ram Lal Sharma	BJP	80051	37.48%	Chhuttan Lal Yadav	Rashtriya Loktantik Party	42369	19.84%	Kailash Raj Saini	BSP	1399	0.66%
158	Pratapgarh (ST)	218922	Hemant Meena	BJP	87644	40.03%	Ramlal Meena	INC	62535	28.56%	Mangi Lal Meena	Bharat Adivasi Party	62023	28.33%	NOTA	NOTA	2128	0.97%
159	Behror	175866	Dr. Jaswant Singh Yadav	BJP	70400	40.03%	Baljeet Yadav	Rashtriya Janata Sena	53177	30.24%	Sanjay Yadav	INC	46668	26.54%	Hardan Singh Gurjar	AAP	2612	1.49%
160	Dholpur	174458	Shobhara ni Kushwah	INC	69724	39.97%	Ritesh Sharma	BSP	52935	30.34%	Dr. SHIVCHARAN SINGH KUSHWAHA	BJP	45637	26.16%	Nasiruddin Khan	Azad Samaj Party	1822	1.04%
161	Thanagazi	168807	Kanti Prasad	INC	67350	39.90%	Hem Singh	BJP	65411	38.75%	Kailash	AAP	19876	11.77%	Bhupesh Singh Rajawat	Independent	5696	3.37%
162	Jayal (SC)	179783	Dr. Manju Baghmar	BJP	70468	39.20%	Dr. Manju Devi	INC	68903	38.33%	Bhanwarlal Bhati	Rashtriya Loktantik Party	32799	18.24%	NOTA	NOTA	2200	1.22%

S.No	Constituency	Total Valid Votes in The Constituency	Winner	Party	Votes Polled for Winner	% Vote share for Winner	Runners Up	Party	Votes Polled for Runners up	% of Votes Polled for Runners up	Third Position	Party	Votes Polled for Third Position	% of Votes Polled for Third Position	Fourth Position	Party	Votes Polled for Fourth Position	% of Votes Polled for Fourth Position
163	Lohawat	208488	Gajendra Singh	BJP	81415	39.05%	Kishna Ram Vishnoi	INC	70866	33.99%	Satya Narayan Bishnoi	Rashtriya Loktantik Party	49859	23.91%	NOTA	NOTA	1913	0.92%
164	Nokha	214108	Sushila Rameswar Dudi	INC	83215	38.87%	Bihari Lal	BJP	75066	35.06%	Kanhaiyal Jhanwar	Vikas Manch	33781	15.78%	Magna Ram	Independent	10333	4.83%
165	Kishangarh	216740	Vikash Choudhary	INC	83645	38.59%	Suresh Tak	IND	80025	36.92%	Bhagirath Choudhary	BJP	37534	17.32%	NOTA	NOTA	3467	1.60%
166	Garhi (ST)	226516	Kailash Chandra Meena	BJP	87392	38.58%	Shankarlal Charpota	INC	72285	31.91%	Mani Lal Garasiya	Bharat Adivasi Party	43525	19.21%	NOTA	NOTA	5192	2.29%
167	Kotputli	176466	Hansraj Patel	BJP	67716	38.37%	Rajendra Singh Yadav	INC	67395	38.19%	Mukesh Goyal	Independent	33850	19.18%	Satish Kumar Mandaiya	Rashtriya Loktantik Party	2187	1.24%
168	Merta (SC)	202030	Laxman Ram	BJP	77493	38.36%	Shivratan (Chiman Valmiki)	INC	59978	29.69%	Indira Devi	Rashtriya Loktantik Party	56761	28.10%	Madan Lal Balotiya	Abhinav Rajasthan Party	3540	1.75%
169	Mavli	203460	Pushkar Lal Dangri	INC	77696	38.19%	Krishnagopal Paliwal	BJP	76129	37.42%	Kuldeep Singh Chundawat	Rashtriya Loktantik Party	32521	15.98%	Angur Lal Bheel	Bharat Adivasi Party	7873	3.87%
170	Khinwsar	209361	Hanuman Beniwal	Rashtriya Loktantik Party	79492	37.97%	Rewant Ram Danga	BJP	77433	36.99%	TEJPAL MIRDHA	INC	27763	13.26%	Durg Singh	Independent	15872	7.58%
171	Manohar Thana	225524	Govind Prasad	BJP	85304	37.82%	Kailash Chand	IND	60439	26.80%	Nemichand Meena	INC	38429	17.04%	Roshan Singh	Independent	27766	12.31%

S.No	Constituency	Total Valid Votes in The Constituency	Winner	Party	Votes Polled for Winner	% Vote share for Winner	Runners Up	Party	Votes Polled for Runners up	% of Votes Polled for Runners up	Third Position	Party	Votes Polled for Third Position	% of Votes Polled for Third Position	Fourth Position	Party	Votes Polled for Fourth Position	% of Votes Polled for Fourth Position
172	Kaman	207982	Nauksham	BJP	78646	37.81%	Mukhtyar Ahmad	IND	64740	31.13%	Zahida Khan	INC	58130	27.95%	Mohd Shakeel Khan	BSP	1847	0.89%
173	Dhariawad (ST)	222081	Thavar Chand	Bharat Adivasi Party	83655	37.67%	Kanhaiya Lal S/O Goutam Lal	BJP	76964	34.66%	Nagraj	INC	46449	20.92%	Vishesh Kumar Meena	Independent	3377	1.52%
174	Sadulshahar	198085	Gurveer Singh	BJP	74433	37.58%	Om Bishnoi	IND	58973	29.77%	Jagdish Chander	INC	57999	29.28%	Gurvinder Kour	AAP	1925	0.97%
175	Salumber (ST)	213319	Amritlal Meena	BJP	80086	37.54%	Raghuvir Singh Meena	INC	65395	30.66%	Jitesh Kumar Meena	Bharat Adivasi Party	51691	24.23%	Govind Kalasuya	Independent	3838	1.80%
176	Nagar	201439	Jawaharsingh Bedham	BJP	75579	37.52%	Wajib Ali	INC	74048	36.76%	Nem Singh	Aazad Samaj Party (Kanshi Ram)	46314	22.99%	Dr. Govind Sharma	Samajwadi Party	2215	1.10%
177	Beawar	181730	Shanker Singh Rawat	BJP	67623	37.21%	Paras Mal Jain	INC	58745	32.33%	Inder Singh Bagawas	Independent	28343	15.60%	Mahendra Singh Rawat	Independent	11599	6.38%
178	Masuda	200036	Virendra Singh	BJP	74266	37.13%	Rakesh	INC	47550	23.77%	Vajid	BSP	29508	14.75%	Jasveer Singh	Independent	21375	10.69%
179	Raisinghnagar (SC)	214655	Sohan Lal Nayak	INC	79586	37.08%	Balvir Singh Luthra	BJP	65561	30.54%	Shyopat Ram	CPI(M)	61057	28.44%	NOTA	NOTA	1522	0.71%
180	Hanumangarh	241223	Ganeshraj Bansal	Independent	89323	37.03%	Amit Sahu	BJP	79625	33.01%	Vinod Kumar	INC	59366	24.61%	Raghuveer Singh	CPI(M)	2843	1.18%
181	Sanchore	257977	Jiva Ram Choudhary	Independent	95518	37.03%	Sukhram Vishnoi	INC	90847	35.22%	Devji Patel	BJP	30535	11.84%	Dr SHAMSHER ALI SAYYED	BSP	26108	10.12%
182	Bhilwara	191087	Ashok Kumar Kothari	Independent	70095	36.68%	Om Prakash Naraniwal	INC	59317	31.04%	Vitthal Shankar Awasthi	BJP	55625	29.11%	Abdul Rajjak Ansari	Social Democratic Party Of India	2309	1.21%
183	Ghatol (ST)	241576	Nanalal Ninama	INC	88335	36.57%	Ashok Kumar	Bharat Adivasi Party	84644	35.04%	Manshan kar Ninama	BJP	55537	22.99%	NOTA	NOTA	4087	1.69%

S.No	Constituency	Total Valid Votes in The Constituency	Winner	Party	Votes Polled for Winner	% Vote share for Winner	Runners Up	Party	Votes Polled for Runners up	% of Votes Polled for Runners up	Third Position	Party	Votes Polled for Third Position	% of Votes Polled for Third Position	Fourth Position	Party	Votes Polled for Fourth Position	% of Votes Polled for Fourth Position
184	Sagwara (ST)	206117	Shankarlal Decha	BJP	75175	36.47%	Mohanlal Roat	Bharat Adivasi Party	63176	30.65%	Kailash Kumar Roat	INC	46742	22.68%	Devilal Ahari	Independent	5497	2.67%
185	Deedwana	195933	Yoonus Khan	Independent	70952	36.21%	Chetan Singh Chaudhary	INC	68560	34.99%	Jitendra Singh	BJP	48814	24.91%	Ramniwas Royal	AAP	2516	1.28%
186	Baytoo	213370	Harish Chaudhary	INC	76821	36.00%	Ummeda Ram Beniwal	Rashtriya Loktantrik Party	75911	35.58%	Balaram Moondh	BJP	51720	24.24%	Hanif	Independent	2277	1.07%
187	Dungarpur (ST)	193756	Ganesh Ghogra	INC	69338	35.79%	Kantilal Roat	Bharat Adivasi Party	50285	25.95%	Banshilal Katara	BJP	45602	23.54%	Devram Roat	Independent	16165	8.34%
188	Kherwara (ST)	219178	Dr. Dayaram Parmar	INC	77342	35.29%	Nana Lal Ahari	BJP	60098	27.42%	Praveen Kumar Parmar	Bhartiya Tribal Party	53290	24.31%	Vinod Kumar Meena	Bharat Adivasi Party	16189	7.39%
189	Siwana	178703	Hameer Singh Bhayal	BJP	62875	35.18%	Sunil Parihar	IND	51068	28.58%	Manvendra Singh	INC	44115	24.69%	Mahendra Kumar	Rashtriya Loktantrik Party	7486	4.19%
190	Jhadol (ST)	218746	Babulal Kharadi	BJP	76537	34.99%	Heeralal Darangi	INC	70049	32.02%	Dinesh Pandor	Bharat Adivasi Party	44503	20.34%	NOTA	NOTA	6488	2.97%
191	Udaipurwati	199059	Bhagawana Ram Saini	INC	68399	34.36%	Subhakaran Choudhary	BJP	67983	34.15%	Rajendra Singh Gudha S/O Madho Singh	Shiv Sena	57823	29.05%	NOTA	NOTA	1430	0.72%
192	Bansur	182026	Devi Singh Shekawat	BJP	61605	33.84%	Rohitash Kumar	Aazad Samaj Party (Kanshi Ram)	54185	29.77%	Shakuntala Rawat	INC	45639	25.07%	Mukesh	BSP	12580	6.91%

S.No	Constituency	Total Valid Votes in The Constituency	Winner	Party	Votes Polled for Winner	% Vote share for Winner	Runners Up	Party	Votes Polled for Runners up	% of Votes Polled for Runners up	Third Position	Party	Votes Polled for Third Position	% of Votes Polled for Third Position	Fourth Position	Party	Votes Polled for Fourth Position	% of Votes Polled for Fourth Position
193	Asind	222014	Jabbar Singh Sankhala	BJP	74586	33.60%	Hagami Lal Mewara	INC	73060	32.91%	Dhanraj Gurjar	Rashtriya Loktantarik Party	56904	25.63%	Naru Lal Bhil	Independent	7676	3.46%
194	Sadulpur	195540	Manoj Kumar S/O Swai Singh	BSP	64368	32.92%	Krishna Poonia	INC	61794	31.60%	Sumitra Poonia	BJP	59429	30.39%	Sunil Kumar S/O Ram Pal	CPI(M)	5707	2.92%
195	Chhabra	198583	Pratap Singh Singhvi	BJP	65000	32.73%	Karansingh	INC	59892	30.16%	Naresh Kumar Meena	Independent	43921	22.12%	Upendra Kumar	Independent	13386	6.74%
196	Dungargarh	201837	Tarachand	BJP	65690	32.55%	Manglaram Godara	INC	57565	28.52%	Girdhari Lal	CPI(M)	56498	27.99%	Rajendra Meghwal Bapeu	BSP	6379	3.16%
197	Sheo	252882	Ravindra Singh Bhati	Independent	79495	31.44%	Fateh Khan	IND	75545	29.87%	Ameen Khan	INC	55264	21.85%	Swaroop Singh Khara	BJP	22820	9.02%
198	Jaitaran	213467	Avinash Gehlot	BJP	66277	31.05%	Surendra Goyal	INC	52751	24.71%	Yogi Laxman Nath	Independent	40539	18.99%	Dilip Choudhary	Aazad Samaj Party (Kanshi Ram)	28067	13.15%
199	Lunkaransar	201592	Sumit Godara	BJP	60452	29.99%	Dr. Rajendra Moond	INC	51583	25.59%	Prabhudyal Sarswat	Independent	45379	22.51%	Virendra Beniwal	Independent	29895	14.83%

Table: Vote Share of Winners, Runners up, Third Position and Fourth Position in Rajasthan Assembly Elections 2023

Upgraded MyNeta App



ADR Association for Democratic Reforms

myneta.info National Election Watch

Association for Democratic Reforms and National Election Watch present

THE UPGRADED MYNETA APP



DOWNLOAD TODAY!

And be a part of our **#MeraVoteMeraDesh** Campaign



Scan the QR code to download

Visit our website:
www.adrindia.org
www.myneta.info

Donate to ADR

We need your help to support our #MeraVoteMeraDesh campaign for upcoming State Assembly Elections. The campaign aims to eradicate corruption & criminalization in the political process, empower the voters through greater dissemination of information on the candidates and the parties.

You can contribute to us using the following QR Code or access the link on our website [here](#).



ADR Speaks Podcast

ADR Speaks is a podcast series on issues related to electoral & political reforms. It focuses on the findings of ADR reports analysing background details of candidates, sources of political parties' income, election expenditure, Electoral Bonds etc. In these episodes, ADR breaks down key findings of its reports for simple understanding & accessibility to the general public, enabling them to make an informed choice. ADR podcast will also host discussions with experts, research scholars, public intellectuals, former election officials etc. on issues concerning India's democratic politics. [Please click on the icon to access the episodes on ADR website.](#)



Listen to Our Podcast on



Other platforms



To Get Information About Candidates/Parties/MPs/MLAs/Corporators/PILs in courts

Journalist Helpline no: **8010394248**

Subscribe to ADR on **WhatsApp**
for updates: **7840067840**

Visit: **www.myneta.info, www.adrindia.org**

Email: **adr@adrindia.org**

To contact ADR State Partners, visit:
https://adrindia.org/about-adr/state-coordinators

Social Media

 /myneta.info
  /adr.new
  @adrspeaks
  /adrspeaks
  /adrspeaks
 <https://www.linkedin.com/company/association-for-democratic-reforms/>

Our Websites

<p>www.adrindia.org Provides detailed analytical reports of Lok Sabha, State Assemblies, local body elections & financial reports of political parties & ongoing PILs in courts</p>	<p>www.myneta.info Provides full information of criminal cases, asset, liability and education details declared by candidates in the self sworn affidavits</p>
--	---

Android Apps

<p>Myneta: The criminal, financial, educational & other background information self declared by candidates in their affidavits during elections is now available on your mobile phones.</p>	<p>Election Watch Reporter: This app provides a tool to the citizens to capture violations of election related laws & the code of conduct.</p>
--	---

Both the applications are available on Google Play Store

Office Address

Association for Democratic Reforms
T-95, CL House, Second Floor,
Near Gulmohar Commercial Complex, Gautam Nagar,
Landmark: Green Park Metro Station (GN exit),
New Delhi-110 049,
Tel.: 011- 41654200, Fax: 011 - 46094248

Contact Details

Rajasthan Election Watch

<p>Mr. Nikhil Dey State Co-ordinator +91-94140-04180 nikhildey@gmail.com</p>	<p>Mr. Kamal Tak State Co-ordinator +91-94134-57292 rajelection0@gmail.com, kamalrti@gmail.com</p>
--	---

Association for Democratic Reforms/National Election Watch

<p>Media and Journalist Helpline +91 80103 94248 Email: adr@adrindia.org</p>	<p>Maj.Gen. Anil Verma (Retd) Head Association for Democratic Reforms, National Election Watch 011 4165 4200, +91 87997 18472 adr@adrindia.org, anilverma@adrindia.org</p>	<p>Prof Jagdeep Chhokar IIM Ahmedabad (Retd.) Founder Member, Association for Democratic Reforms, National Election Watch jchhokar@gmail.com</p>	<p>Prof Trilochan Sastry IIM Bangalore Founder Member, Association for Democratic Reforms, National Election Watch +91 94483 53285 tsastry@gmail.com</p>
--	--	---	--

DISCLAIMER

All information in this report has been taken by ADR from the website of the Election Commission of India (<https://eci.gov.in/>) and all the information is available in public domain. ADR does not add or subtract any information, unless the EC changes the data. In particular, no unverified information from any other source is used. While all efforts have been made by ADR to ensure that the information is in keeping with what is available in the ECI website, in case of discrepancy between information provided by ADR through this report, anyone and that given in the ECI website, the information available on the ECI website should be treated as correct and Association for Democratic Reforms, Rajasthan Election Watch and their volunteers are not responsible or liable for any direct, indirect special, or consequential damages, claims, demands, losses of any kind whatsoever, made, claimed, incurred or suffered by any party arising under or relating to the usage of data provided by ADR through this report.

It is to be noted that ADR undertakes great care and adopts utmost due diligence in analysing and dissemination of the background information of the candidates furnished by them at the time of elections from the duly self-sworn affidavits submitted with the Election Commission of India. Such information is only aimed at highlighting the growing criminality in politics, increased misuse of money in elections so as to facilitate a system of transparency, accountability and good governance and to enable voters to form an informed choice. Therefore, it is expected that anyone using this report shall undertake due care and utmost precaution while using the data provided by ADR. ADR is not responsible for any mishandling, discrepancy, inability to understand, misinterpretation or manipulation, distortion of the data in such a way so as to benefit or target a particular political party or politician or candidate.