



***25 Years
in the service of the nation***

25th July, 2024

Press Release

Arunachal Pradesh Assembly Elections 2024

Analysis of Vote Share and Margin of Victory and Representativeness of Winners

Association for Democratic Reforms

T-95, C.L. House, 2nd Floor,
Near Gulmohar Commercial Complex
Gautam Nagar,
New Delhi-110 049
Phone: +91-011-4165-4200
Email: adr@adrindia.org

Contents

Summary and Highlights.....	4
Vote Share and Representativeness of Winners	7
Voter Turnout	7
Vote Share of Winner	8
Representativeness of Winners	13
Margin of Victory for Winners	14
Performance of Women Winners in Arunachal Pradesh Assembly Elections, 2024	18
Performance of Re-elected Winners in Arunachal Pradesh Assembly Elections, 2024	18
Details of NOTA	20
Vote Share and Representativeness of Winners in Arunachal Pradesh Assembly Elections	22
Vote Share and Margin of Victory of Winners in Arunachal Pradesh Assembly Elections 2024	25
Contact Details.....	31
DISCLAIMER.....	31

Summary and Highlights

Association for Democratic Reforms and **Arunachal Pradesh Election Watch** have analysed the vote share for **50** out of **60** constituencies in the Arunachal Pradesh Assembly Elections, 2024. Ten constituency data has been not analysed as 10 candidates have been elected unopposed in Arunachal Pradesh assembly. The details of these 10 constituencies are given below:

S.No.	Constituency	Uncontested Winner	Party
1	Bomdila	Dongru Siongju	Bharatiya Janata Party
2	Chowkham	Chowna Mein	Bharatiya Janata Party
3	Hayuliang	Dasanglu Pul	Bharatiya Janata Party
4	Itanagar	Techi Kaso	Bharatiya Janata Party
5	Mukto	Pema Khandu	Bharatiya Janata Party
6	Roing	Mutchu Mithi	Bharatiya Janata Party
7	Sagalee	Ratu Techu	Bharatiya Janata Party
8	Tali	Jikke Tako	Bharatiya Janata Party
9	Taliha	Nyato Dukam	Bharatiya Janata Party
10	Ziro-Hapoli	Hage Appa	Bharatiya Janata Party

The Arunachal Pradesh Assembly election result was declared on 2nd June 2024.

The voter's turnout for the Arunachal Pradesh Assembly was **86.54%** whereas voter's turnout in 2019 assembly elections was **81.61%**.

Vote Share of Winners

- The winners of the Arunachal Pradesh State Assembly elections, **2024** won by an average of **56.69 %** of total votes polled. In the **2019** elections winners won by an average of **52.91%** of total votes polled.
- **44(88%)** winners won with **50%** and above of the total votes polled in their constituency.
- **6(12%)** winners won with less than **50%** of the total votes polled in their constituency.
- **12(92%)** out of **13** winners with declared criminal cases have won with a vote share of **50% and above**.
- **32 (86%)** out of **37** winners with clean background have won with a vote share of **50% and above**.
- **42(88%)** out of **48** crorepati winners analysed have won with a vote share of **50% and above**.
- **2(100%)** non-crorepati winners have won with a vote share of **50% and above**.

Representativeness of Winners

- All the winners of the **Arunachal Pradesh State Assembly Elections, 2024** won with an average of **49.06%** of the total registered voters. This implies that the winners represent on an average, **49.06%** of the total electorate. In the **Arunachal Pradesh State Assembly Elections, 2019**, winners won by an average of **43.18%** of the total registered votes.

Margin of Victory

- **15** winners have won with margin of victory of less than **1000** votes.
- **4** winners have won with more than **40%** margin of victory.

Winners with Declared Criminal Cases and their Margin of Victory:

- **11** out of **13** winners with declared criminal cases have won against a runner up with a clean background.
- Among these **11** winners, **1** winner has won with more than **80%** margin of victory.
- He is, **Pani Taram (BJP)** from **Koloriang** constituency won with **82.38%** margin of victory.

Winners with clean background and their Margin of Victory:

- **5** out of **37** winners with clean background have won against a runner up with declared criminal cases.

- Among these **5** winners, **1** winner has won with more than **40%** margin of victory.
- He is, **Chau Zingnu Namchoom (BJP)** from **Namsai** constituency won with **40.53%** margin of victory.

Crorepati Winners and their Margin of Victory:

- **8** out of **48** crorepati winners have won against a non-crorepati runners up.
- Among these **8** winners, **1** winner has won with more than **30%** margin of victory.
- He is, **Honchun Ngandam (BJP)** from **Pongchao-Wakka** constituency won with **31.70%** margin of victory.

Non-crorepati Winners and their Margin of Victory:

- **1** out of **2** non-crorepati winners have won against crorepati runners up.
- He is, **Pani Taram (BJP)** from **Koloriang** constituency won with **82.38%** margin of victory.

Performance of Women Winners

- Among the **50** winners, **3** are women.
- None of the women winners have won with less than **40 %** of Vote share.
- Among the women winners, **Tsering Lhamu (BJP)** from **Lumla** Constituency has won with the highest vote share, i.e. **58.51%** in her constituency and **17.77%** margin of victory.

Performance of Re-elected Winners

- Out of total **23** re-elected winners, none have won with less than **30%** of vote share in their respective constituencies. **18(78%)** have won with more than **50%** of vote share.
- **6(26%)** re-elected winners have won with less than **10%** margin of victory whereas **1** has won with more than **50%** margin of victory.

NOTA

- The NOTA button instated by the ECI in 2013 gave the voters an option of rejecting all the candidates in their constituency. Out of **6, 09,820** votes polled in Arunachal Pradesh Assembly, 2024, **4, 010 (0.66%)** were polled for NOTA.

Vote Share and Representativeness of Winners

Voter Turnout

The voter's turnout for the Arunachal Pradesh Assembly was **86.54%** whereas voter's turnout in 2019 assembly elections was **81.61%**.




Figure: Comparative Analysis – Voters’ Turnout

Top 3 Constituencies with Highest Voters’ turnout: The following are the top 3 constituencies with highest voters’ turnout in the Arunachal Pradesh Elections, 2024

S.No.	Constituency	Total Registered Voters	Total Valid Votes in The Constituency	% of Voters ' Turnout
1	Kanubari	12480	11855	94.99%
2	Mariyang-Geku	12212	11585	94.87%
3	Mebo	12410	11693	94.22%

Table: Top 3 Constituencies with Highest Voters’ turnout

Top 3 Constituencies with Lowest Voters’ turnout: The following are the top 3 constituencies with lowest voters’ turnout in the Arunachal Pradesh Elections, 2024

S.No.	Constituency	Total Registered Voters	Total Valid Votes in The Constituency	% of Voters ' Turnout
1	Thrizino-Buragaon	14717	10890	74.00%
2	Seppa East	12461	9271	74.40%
3	Nacho	12385	9486	76.59%

Table: Top 3 Constituencies with Lowest Voters’ turnout

Vote Share of Winner

The percentage of vote share was calculated by dividing the votes polled for the winner by the total number of valid votes polled. The value of vote share represents votes won by the winning candidates among the total number of valid votes polled.

$$\text{Votes Share} = \frac{\text{(Total Votes Polled for Winner)}}{\text{(Total No. of Valid Votes Polled)}}$$

The winners of the Arunachal Pradesh State Assembly elections, **2024** won by an average of **56.69 %** of total votes polled. In the **2019** elections winners won by an average of **52.91%** of total votes polled.

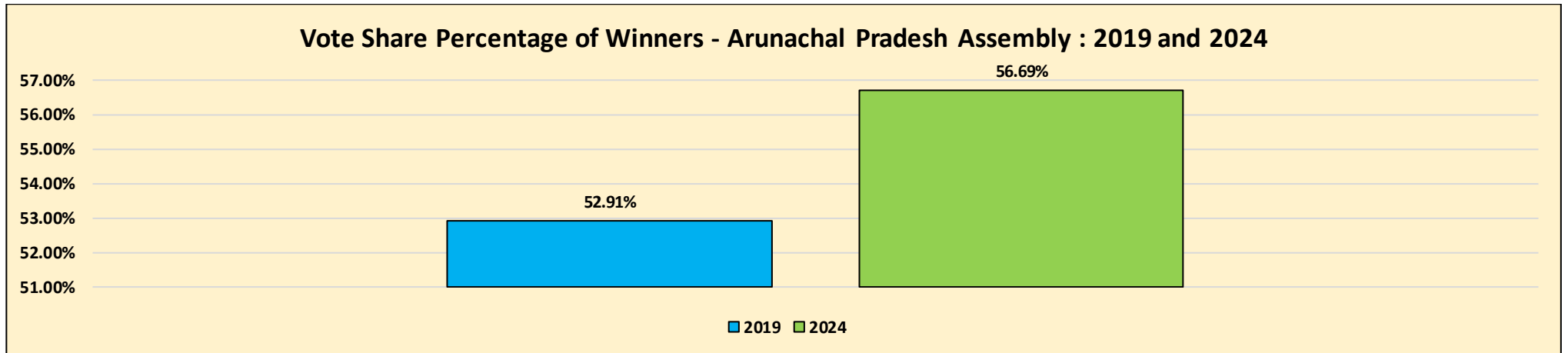


Figure: Vote Share Percentage of Winners – Arunachal Pradesh: 2019 and 2024

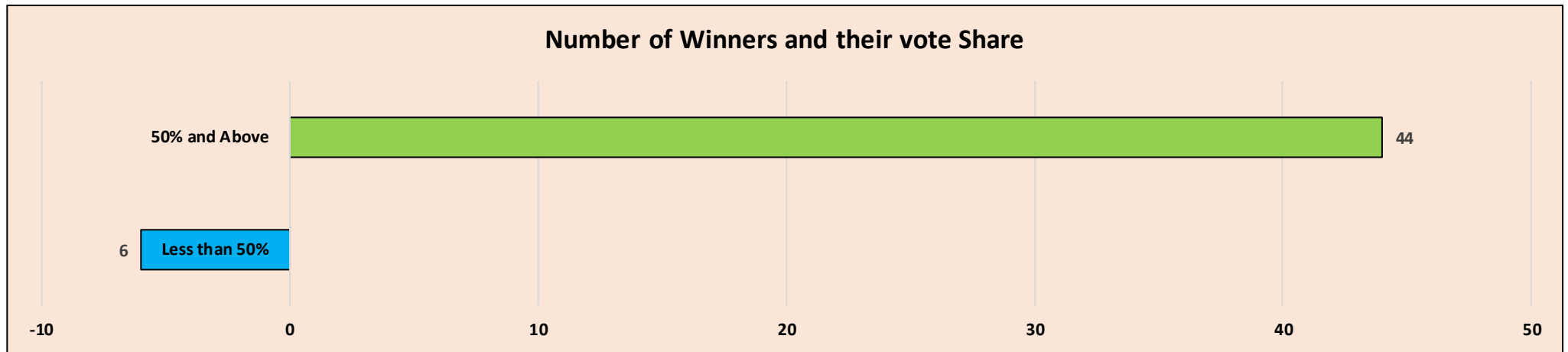


Figure: No. of Winners- Vote Share

- Winners with highest vote share: 44(88%)** winners won with **50%** and above of the total votes polled in their constituency. The top **3** winners who have attained the highest vote share during the Arunachal Pradesh State Assembly Elections, 2024 are given below:

S.No.	Winner	Party	Constituency	Total Valid Votes in The Constituency	Total Votes Polled for Winner	% of Vote Share
1	Pani Taram	Bharatiya Janata Party	Koloriang	12807	11594	90.53%
2	Hayeng Mangfi	Bharatiya Janata Party	Chayangtajo	10963	8809	80.35%
3	Ealing Tallang	Bharatiya Janata Party	Seppa East	9271	7412	79.95%

Table: Winners with highest vote share

- Winners with Least Vote Share: 6(12%)** winners won with less than **50%** of the total votes polled in their constituency. **3** winners who have attained the least vote share during the Arunachal Pradesh Assembly Elections, 2024 are given below:

S.No.	Winner	Party	Constituency	Total Valid Votes in The Constituency	Total Votes Polled for Winner	% of Vote Share
1	Laisam Simai	Independent	Namong	8819	3180	36.06%
2	Chakat Aboh	Bharatiya Janata Party	Khonsa West	10213	4093	40.08%
3	Likha Soni	Nationalist Congress Party	Lekang	17235	7804	45.28%

Table: Winners with least vote share

Party Wise Vote Share

Party Wise Vote Share (in %)

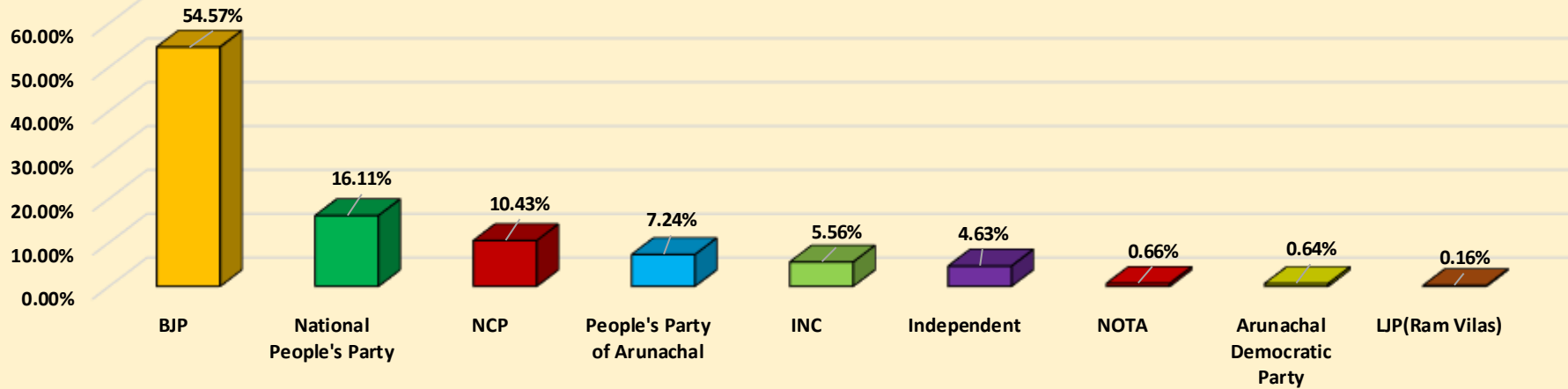


Figure: Party Wise - Vote Share

S.No.	Party	Number of Total Votes Polled for the Party	Percentage of Vote Share
1	Bharatiya Janata Party	332773	54.57%
2	National People's Party	98254	16.11%
3	Nationalist Congress Party	63630	10.43%
4	People's Party of Arunachal	44176	7.24%
5	Indian National Congress	33877	5.56%
6	Independent	28225	4.63%
7	None of the Above	4010	0.66%
8	Arunachal Democratic Party	3878	0.64%
9	Lok Janshakti Party (Ram Vilas)	997	0.16%

Table: Party wise Vote Share

- Party Wise Winners with Less than 50% of Vote Share:** Out of 36 winners of **BJP**, **4(11%)** won with less than 50% of total votes polled in their constituencies. **1(33%)** out of 3 winners from **NCP** and **1(33%)** out of 3 Independent winners have won with less than 50% of total votes polled in their constituency.

Party Wise Vote share of Winners

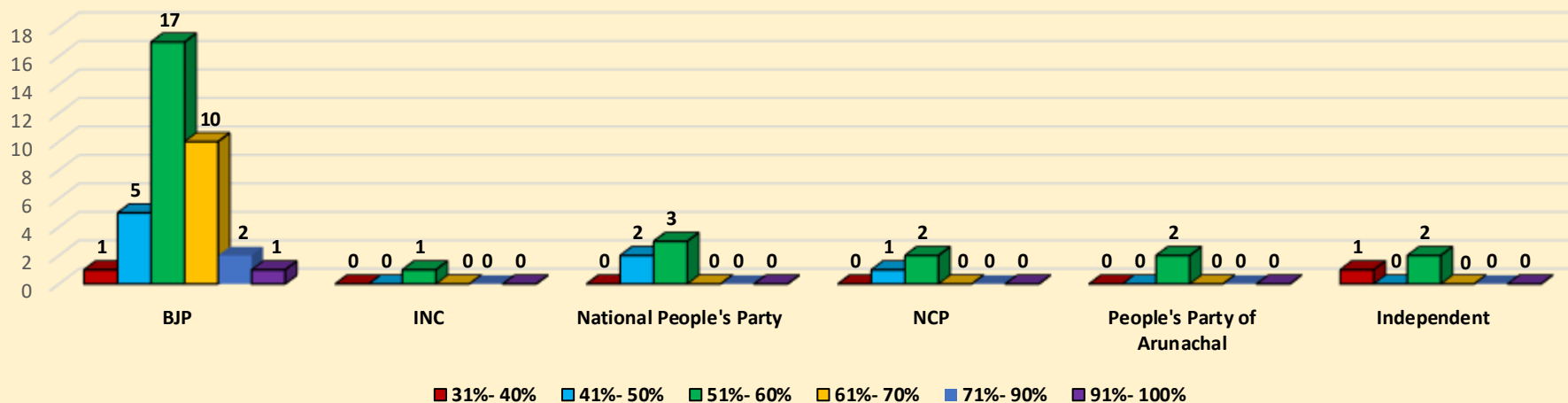


Figure: Party Wise Vote share of Winners

Vote Share	BJP	INC	National People's Party	NCP	People's Party of Arunachal	Independent	Grand Total
31%- 40%	1	0	0	0	0	1	2
41%- 50%	5	0	2	1	0	0	8
51%- 60%	17	1	3	2	2	2	27
61%- 70%	10	0	0	0	0	0	10
71%- 90%	2	0	0	0	0	0	2
91%- 100%	1	0	0	0	0	0	1
Grand Total	36	1	5	3	2	3	50

Table: Party Wise Vote share of Winners

- **Winners with Declared Criminal Cases and their Vote Share:** 12(92%) out of 13 winners with declared criminal cases have won with a vote share of 50% and above.
- **Winners with clean background and their Vote Share:** 32 (86%) out of 37 winners with clean background have won with a vote share of 50% and above.

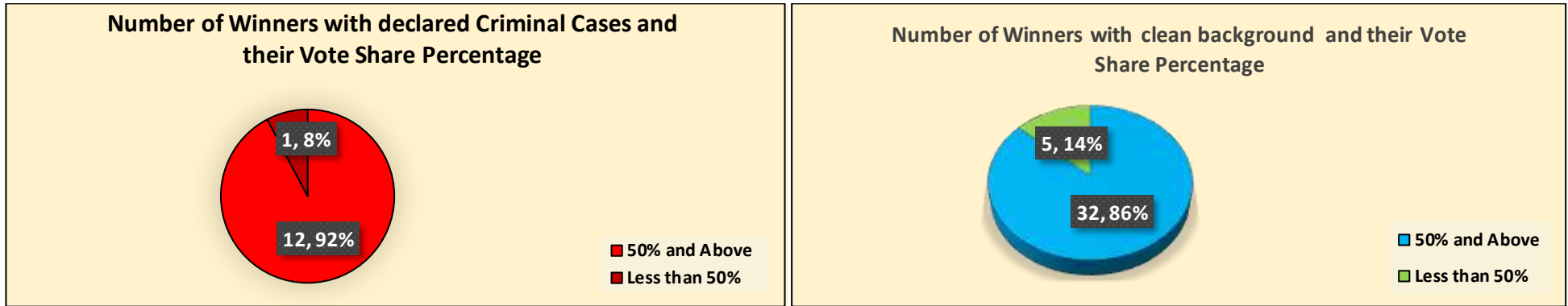


Figure: Vote share of winners with declared criminal cases and clean background winners

- **Crorepati Winners and their Vote Share:** 42(88%) out of 48 crorepati winners analysed have won with a vote share of 50% and above.
- **Non-Crorepati Winners and their Vote Share:** 2(100%) non-crorepati winners have won with a vote share of 50% and above.

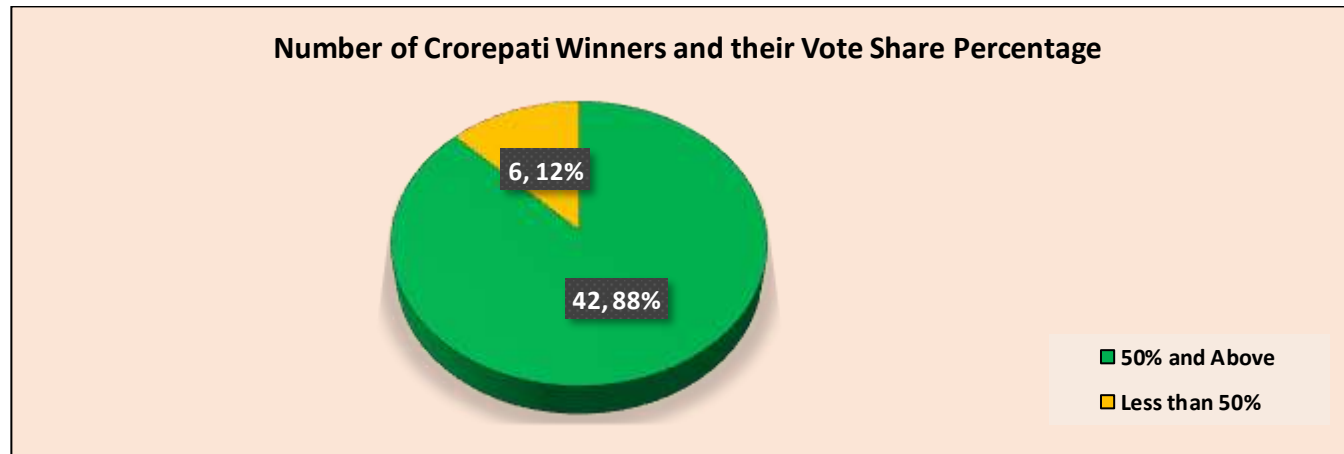


Figure: Vote share of winners with crorepati and non-crorepati winners

Representativeness of Winners

The percentage of representation is calculated by dividing the votes polled for the winner by the electorate i.e. the total number of registered voters. This value represents the percentage of votes won by the winning candidate among the total number of registered voters in the constituency.

$$\text{Representativeness} = \frac{\text{Total Votes polled for Winner}}{\text{Total No. of Registered Voters}}$$

All the winners of the **Arunachal Pradesh State Assembly Elections, 2024** won with an average of **49.06%** of the total registered voters. This implies that the winners represent on an average, **49.06%** of the total electorate. In the **Arunachal Pradesh State Assembly Elections, 2019**, winners won by an average of **43.18%** of the total registered votes.




Figure – Comparative Analysis- Representativeness of Winners

Margin of Victory for Winners

Margin of Victory = Vote Polled for Winners – Votes Polled for the Runner Up

Winners with Margin of Victory less than 1000 votes: The details of winners with Margin of Victory less than **1000** votes are given below:

S.No.	Constituency	Total Valid Votes in The Constituency	Winner	Party	Votes Polled for Winner	% Vote share for Winner	Runners Up	Party	Votes Polled for Runners up	% of Votes Polled for Runners up	Margin of Victory	Margin of Victory %
1	Namsang	7615	Wangki Lowang	Bharatiya Janata Party	3781	49.65%	Ngonglin Boi	Nationalist Congress Party	3725	48.92%	56	0.74%
2	Namong	8819	Laisam Simai	Independent	3180	36.06%	Izmir Tikhak	Bharatiya Janata Party	3112	35.29%	68	0.77%
3	Longding-Pumao	13284	Thangwang Wangham	National People's Party	6702	50.45%	Tanpho Wangnaw	Bharatiya Janata Party	6533	49.18%	169	1.27%
4	Dambuk	12221	Puinnyo Apum	Bharatiya Janata Party	6009	49.17%	Raju Tayeng	People's Party of Arunachal	5787	47.35%	222	1.82%
5	Daporijo	13422	Taniya Soki	Bharatiya Janata Party	6671	49.70%	Dikto Yekar	National People's Party	6443	48.00%	228	1.70%
6	Yachuli	16324	Toko Tatung	Nationalist Congress Party	8255	50.57%	Taba Tedir	Bharatiya Janata Party	8027	49.17%	228	1.40%
7	Pasighat East	17995	Tapi Darang	National People's Party	9070	50.40%	Kaling Moyong	Bharatiya Janata Party	8749	48.62%	321	1.78%
8	Thrizino-Buragaon	10890	Tenzin Nyima Glow	Independent	5593	51.36%	Kumsi Sidisow	Bharatiya Janata Party	5193	47.69%	400	3.67%
9	Bameng	12518	Kumar Waii	Indian National Congress	6554	52.36%	Doba Lamnio	Bharatiya Janata Party	5919	47.28%	635	5.07%
10	Lekang	17235	Likha Soni	Nationalist Congress Party	7804	45.28%	Chow Sujana Namchoom	Bharatiya Janata Party	7150	41.49%	654	3.79%
11	Mariyang-Geku	11585	Oni Panyang	National People's Party	6115	52.78%	Olom Panyang	Bharatiya Janata Party	5442	46.97%	673	5.81%
12	Khonsa West	10213	Chakat Aboh	Bharatiya Janata Party	4093	40.08%	Yang Sen Matey	Nationalist Congress Party	3289	32.20%	804	7.87%
13	Pakke-Kasang	8284	Biyuram Wahge	Bharatiya Janata Party	3933	47.48%	Techi Hemu	Nationalist Congress Party	3120	37.66%	813	9.81%

S.No.	Constituency	Total Valid Votes in The Constituency	Winner	Party	Votes Polled for Winner	% Vote share for Winner	Runners Up	Party	Votes Polled for Runners up	% of Votes Polled for Runners up	Margin of Victory	Margin of Victory %
14	Tuting-Yingkiong	11338	Alo Libang	Bharatiya Janata Party	6095	53.76%	Nobeng Burang	People's Party of Arunachal	5180	45.69%	915	8.07%
15	Tawang	8394	Namgey Tsering	National People's Party	4667	55.60%	Tsering Dorjee	Bharatiya Janata Party	3671	43.73%	996	11.87%

Table: Winners with Margin of Victory less than 1000 votes

Winners with Margin of Victory more than 40%: The details of Winners with Margin of Victory more than 40% are given below:

S.No.	Constituency	Total Valid Votes in The Constituency	Winner	Party	Votes Polled for Winner	% Vote share for Winner	Runners Up	Party	Votes Polled for Runners up	% of Votes Polled for Runners up	Margin of Victory	Margin of Victory %
1	Koloriang	12807	Pani Taram	Bharatiya Janata Party	11594	90.53%	Kahfa Bengia	People's Party of Arunachal	1044	8.15%	10550	82.38%
2	Chayangtajo	10963	Hayeng Mangfi	Bharatiya Janata Party	8809	80.35%	Kompu Dolo	Indian National Congress	2124	19.37%	6685	60.98%
3	Seppa East	9271	Ealing Tallang	Bharatiya Janata Party	7412	79.95%	Tame Gyadi	Indian National Congress	1812	19.54%	5600	60.40%
4	Namsai	21108	Chau Zingnu Namchoom	Bharatiya Janata Party	14540	68.88%	Likha Saaya	Nationalist Congress Party	5984	28.35%	8556	40.53%

Table: Winners with Margin of Victory more than 40%

Winners with Declared Criminal Cases and their Margin of Victory:

- 11 out of 13 winners with declared criminal cases have won against a runner up with a clean background.
- Among these 11 winners, 1 winner has won with more than 80% margin of victory.
- He is, **Pani Taram (BJP)** from **Koloriang** constituency won with **82.38%** margin of victory.

Winners with clean background and their Margin of Victory:

- 5 out of 37 winners with clean background have won against a runner up with declared criminal cases.
- Among these 5 winners, 1 winner has won with more than 40% margin of victory.
- He is, **Chau Zingnu Namchoom (BJP)** from **Namsai** constituency won with **40.53%** margin of victory.

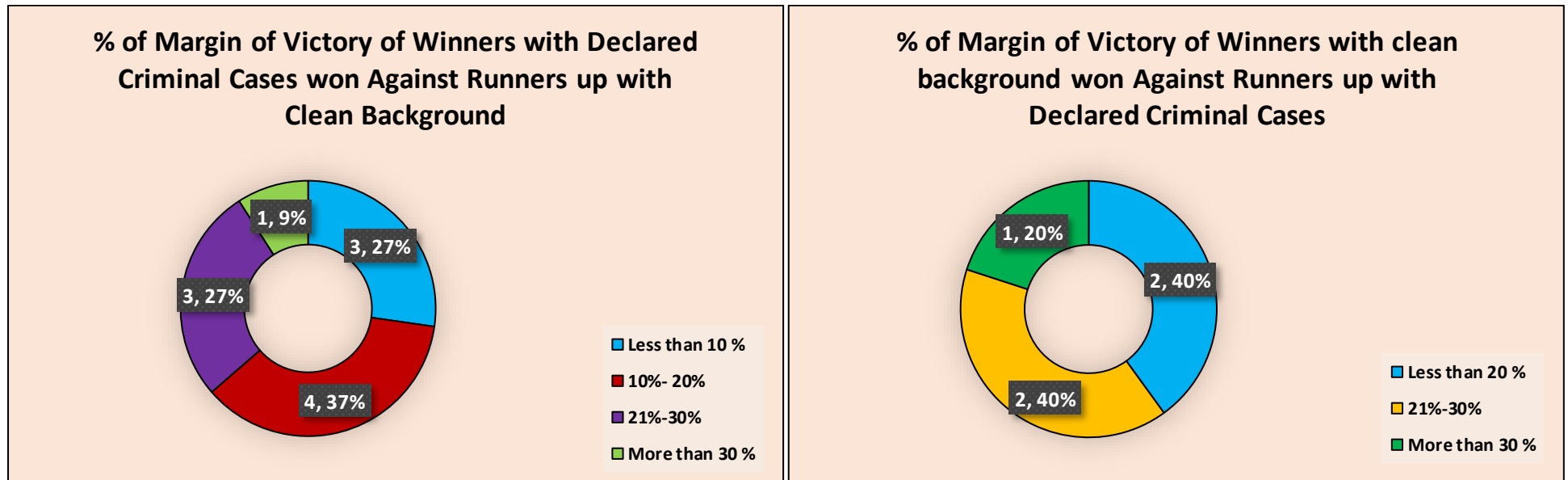


Figure: Margin of Victory of Winners with declared criminal cases and Clean Background Winners

Crorepati Winners and their Margin of Victory:

- 8 out of 48 crorepati winners have won against a non-crorepati runners up.
- Among these 8 winners, 1 winner has won with more than 30% margin of victory.
- He is, **Honchun Ngandam (BJP)** from **Pongchao-Wakka** constituency won with **31.70%** margin of victory.

Non-crorepati Winners and their Margin of Victory:

- 1 out of 2 non-crorepati winners have won against crorepati runners up.
- He is, **Pani Taram (BJP)** from **Koloriang** constituency won with **82.38%** margin of victory.

% of Margin of Victory of Crorepati Winner won Against Non- Crorepati Runners up




Figure: Margin of Victory of Crorepati Winner won Against Non- Crorepati Runners up

Performance of Women Winners in Arunachal Pradesh Assembly Elections, 2024

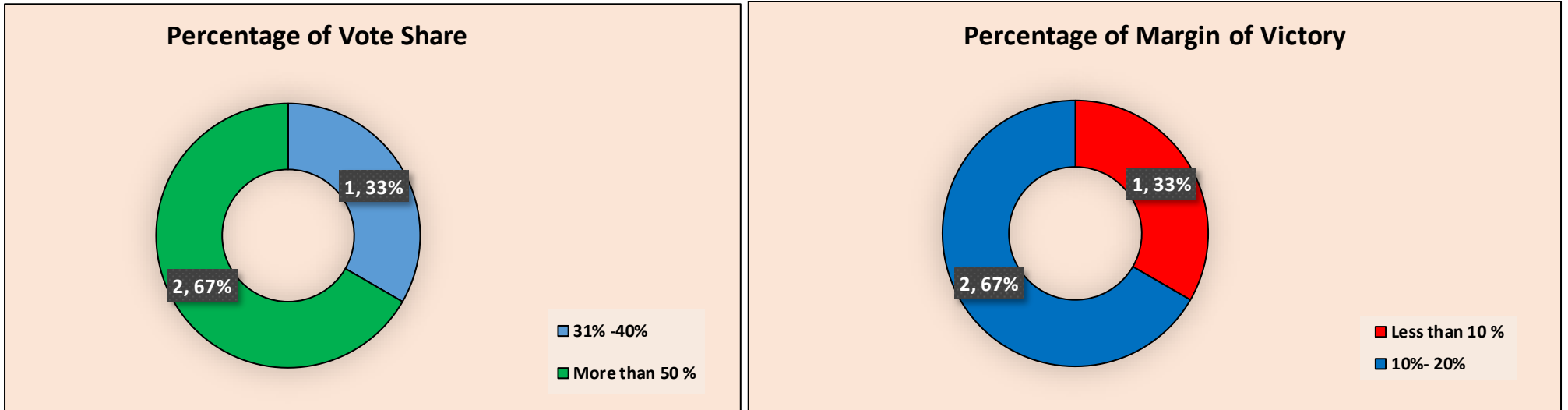


Figure: Performance of Women Winners

- Among the **50** winners, **3** are women.
- None of the women winners have won with less than **40 %** of Vote share.
- Among the women winners, **Tsering Lhamu (BJP)** from **Lumla** Constituency has won with the highest vote share, i.e. **58.51%** in her constituency and **17.77%** margin of victory.

Performance of Re-elected Winners in Arunachal Pradesh Assembly Elections, 2024

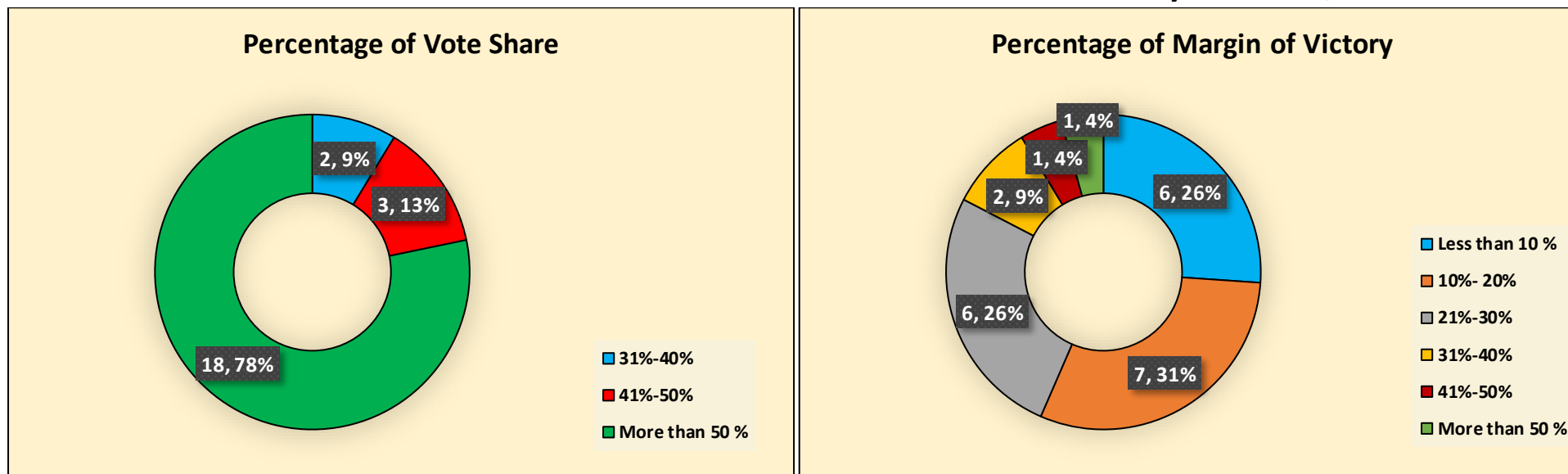


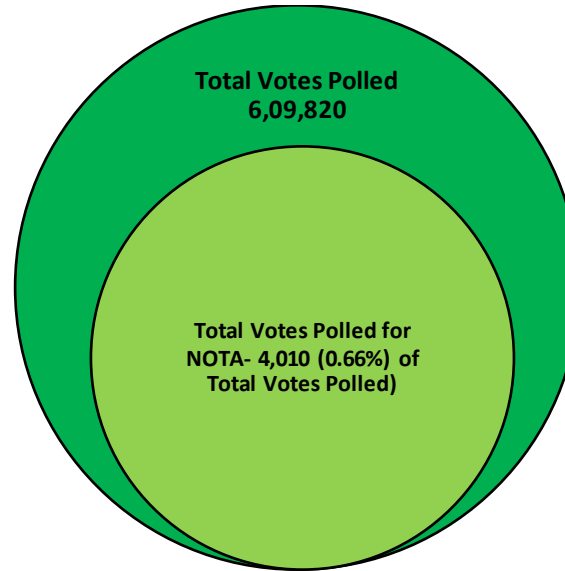
Figure: Performance of Re-Elected Winners

Percentage Range	Vote Share	Margin of Victory
Less than 10 %	0	6
10%- 20%	0	7
21%-30%	0	6
31%-40%	2	2
41%-50%	3	1
More than 50 %	18	1

Table: Performance of Re-Elected Winners

- Out of total 23 re-elected winners, none have won with less than 30% of vote share in their respective constituencies. 18(78%) have won with more than 50% of vote share.
- 6(26%) re-elected winners have won with less than 10% margin of victory whereas 1 has won with more than 50% margin of victory.

Details of NOTA



- The NOTA button instated by the ECI in 2013 gave the voters an option of rejecting all the candidates in their constituency. Out of **6, 09,820** votes polled in Arunachal Pradesh Assembly, 2024, **4, 010 (0.66%)** were polled for NOTA.
- As it can be observed from the table, the NOTA vote share has declined from **0.94%** in **2019** to **0.66%** in **2024**.

Year	NOTA vote share %
2024	0.66%
2019	0.94%

Table: NOTA vote share percentage 2019 vs 2024

- The top ten constituencies with highest votes polled for NOTA are as follows:

S.No.	Constituency	Total Valid Votes in The Constituency	Votes Polled for Winner	% Vote share for Winner	Votes Polled for Runners up	% of Votes Polled for Runners up	NOTA Total Votes	% of NOTA Votes
1	Namsai	21108	14540	68.88%	5984	28.35%	584	2.77%
2	Lekang	17235	7804	45.28%	7150	41.49%	289	1.68%
3	Miao	19126	11021	57.62%	7894	41.27%	211	1.10%
4	Bordumsa-Diyun	20567	10497	51.04%	9145	44.46%	200	0.97%
5	Tezu	16509	8535	51.70%	5730	34.71%	180	1.09%
6	Pasighat East	17995	9070	50.40%	8749	48.62%	176	0.98%
7	Koloriang	12807	11594	90.53%	1044	8.15%	169	1.32%
8	Pongchao-Wakka	14706	9623	65.44%	4961	33.73%	122	0.83%
9	Namsang	7615	3781	49.65%	3725	48.92%	109	1.43%
10	Doimukh	20941	11409	54.48%	8879	42.40%	105	0.50%

Table: Top 10 Constituencies with highest votes polled for NOTA

Vote Share and Representativeness of Winners in Arunachal Pradesh Assembly Elections

S.No.	Winner	Party	Constituency	Total Registered Voters	Total Valid Votes in The Constituency	Total Votes Polled for Winner	% of Votes Share	% of representativeness	% of Voters ' Turnout
1	Pani Taram	Bharatiya Janata Party	Koloriang	14546	12807	11594	90.53%	79.71%	88.04%
2	Hayeng Mangfi	Bharatiya Janata Party	Chayangtajo	13873	10963	8809	80.35%	63.50%	79.02%
3	Honchun Ngandam	Bharatiya Janata Party	Pongchao-Wakka	16060	14706	9623	65.44%	59.92%	91.57%
4	Ealing Tallang	Bharatiya Janata Party	Seppa East	12461	9271	7412	79.95%	59.48%	74.40%
5	Chau Zingnu Namchoom	Bharatiya Janata Party	Namsai	24554	21108	14540	68.88%	59.22%	85.97%
6	Balo Raja	Bharatiya Janata Party	Palin	17368	15384	10029	65.19%	57.74%	88.58%
7	Pasang Dorjee Sona	Bharatiya Janata Party	Mechuka	11000	10125	6320	62.42%	57.45%	92.05%
8	Hamjong Tangha	Bharatiya Janata Party	Changlang (South)	6365	5909	3654	61.84%	57.41%	92.84%
9	Mopi Mihi	Bharatiya Janata Party	Anini	4747	4261	2711	63.62%	57.11%	89.76%
10	Tojir Kadu	Bharatiya Janata Party	Nari-Koyu	8220	7501	4545	60.59%	55.29%	91.25%
11	Ninong Ering	Bharatiya Janata Party	Pasighat West	14637	13527	8049	59.50%	54.99%	92.42%
12	Tseten Chombay Kee	Bharatiya Janata Party	Kalaktang	10992	9273	6030	65.03%	54.86%	84.36%
13	Kardo Nyigyor	Bharatiya Janata Party	Likabali	12398	10657	6607	62.00%	53.29%	85.96%
14	Mama Natung	Bharatiya Janata Party	Seppa West	8408	7620	4430	58.14%	52.69%	90.63%
15	Ojing Tasing	Bharatiya Janata Party	Pangin	14239	12857	7500	58.33%	52.67%	90.29%
16	Wanglin Lowangdong	Bharatiya Janata Party	Borduria-Bogapani	9101	8273	4731	57.19%	51.98%	90.90%
17	Rotom Tebin	Bharatiya Janata Party	Raga	16938	14674	8791	59.91%	51.90%	86.63%
18	Topin Ete	Bharatiya Janata Party	Along West	14811	13361	7629	57.10%	51.51%	90.21%

S.No.	Winner	Party	Constituency	Total Registered Voters	Total Valid Votes in The Constituency	Total Votes Polled for Winner	% of Votes Share	% of representativeness	% of Voters ' Turnout
19	Pesi Jilen	National People's Party	Liromoba	14004	12743	7206	56.55%	51.46%	91.00%
20	Kento Jini	Bharatiya Janata Party	Along East	14490	11642	7380	63.39%	50.93%	80.35%
21	Tsering Lhamu	Bharatiya Janata Party	Lumla	9917	8614	5040	58.51%	50.82%	86.86%
22	Oken Tayeng	People's Party of Arunachal	Mebo	12410	11693	6287	53.77%	50.66%	94.22%
23	Oni Panyang	National People's Party	Mariyang-Geku	12212	11585	6115	52.78%	50.07%	94.87%
24	Rode Bui	Bharatiya Janata Party	Damporijo	12912	11226	6400	57.01%	49.57%	86.94%
25	Kamlung Mosang	Bharatiya Janata Party	Miao	22296	19126	11021	57.62%	49.43%	85.78%
26	Phurpa Tsering	Bharatiya Janata Party	Dirang	15262	13739	7430	54.08%	48.68%	90.02%
27	Tai Nikio	Bharatiya Janata Party	Nyapin	16464	14620	7896	54.01%	47.96%	88.80%
28	Nyabi Jini Dirchi	Bharatiya Janata Party	Basar	19208	16601	9174	55.26%	47.76%	86.43%
29	Toko Tatung	Nationalist Congress Party	Yachuli	17521	16324	8255	50.57%	47.11%	93.17%
30	Kumar Waii	Indian National Congress	Bameng	13960	12518	6554	52.36%	46.95%	89.67%
31	Alo Libang	Bharatiya Janata Party	Tuting-Yingkiong	13169	11338	6095	53.76%	46.28%	86.10%
32	Talem Taboh	Bharatiya Janata Party	Rumgong	12689	11171	5862	52.48%	46.20%	88.04%
33	Puinnyo Apum	Bharatiya Janata Party	Dambuk	13012	12221	6009	49.17%	46.18%	93.92%
34	Thangwang Wangham	National People's Party	Longding-Pumao	14607	13284	6702	50.45%	45.88%	90.94%
35	Nikh Kamin	Nationalist Congress Party	Bordumsa-Diyun	22943	20567	10497	51.04%	45.75%	89.64%
36	Nabam Vivek	People's Party of Arunachal	Doimukh	25369	20941	11409	54.48%	44.97%	82.55%
37	Wanglam Sawin	Independent	Khonsa East	10142	8141	4544	55.82%	44.80%	80.27%

S.No.	Winner	Party	Constituency	Total Registered Voters	Total Valid Votes in The Constituency	Total Votes Polled for Winner	% of Votes Share	% of representativeness	% of Voters ' Turnout
38	Gabriel Denwang Wangsu	Bharatiya Janata Party	Kanubari	12480	11855	5584	47.10%	44.74%	94.99%
39	Namey Tsering	National People's Party	Tawang	10649	8394	4667	55.60%	43.83%	78.82%
40	Tesam Pongte	Bharatiya Janata Party	Changlang North	10341	8732	4524	51.81%	43.75%	84.44%
41	Nakap Nalo	Bharatiya Janata Party	Nacho	12385	9486	5415	57.08%	43.72%	76.59%
42	Biyuram Wahge	Bharatiya Janata Party	Pakke-Kasang	9297	8284	3933	47.48%	42.30%	89.10%
43	Tapi Darang	National People's Party	Pasighat East	21899	17995	9070	50.40%	41.42%	82.17%
44	Dr. Mohesh Chai	Bharatiya Janata Party	Tezu	20761	16509	8535	51.70%	41.11%	79.52%
45	Wangki Lowang	Bharatiya Janata Party	Namsang	9491	7615	3781	49.65%	39.84%	80.23%
46	Taniya Soki	Bharatiya Janata Party	Daporijo	17044	13422	6671	49.70%	39.14%	78.75%
47	Tenzin Nyima Glow	Independent	Thrizino-Buragaon	14717	10890	5593	51.36%	38.00%	74.00%
48	Likha Soni	Nationalist Congress Party	Lekang	20864	17235	7804	45.28%	37.40%	82.61%
49	Chakat Aboh	Bharatiya Janata Party	Khonsa West	11737	10213	4093	40.08%	34.87%	87.02%
50	Laisam Simai	Independent	Namong	9710	8819	3180	36.06%	32.75%	90.82%

Table: Vote Share and Representativeness of Winners

Vote Share and Margin of Victory of Winners in Arunachal Pradesh Assembly Elections 2024

S.No	Constituency	Total Valid Votes in The Constituency	Winner	Party	Votes Polled for Winner	% Vote share for Winner	Runners Up	Party	Votes Polled for Runners up	% of Votes Polled for Runners up	Margin of Victory	Margin of Victory %	NOTA Total Votes	% of NOTA Votes
1	Koloriang	12807	Pani Taram	Bharatiya Janata Party	11594	90.53%	Kahfa Bengia	People's Party of Arunachal	1044	8.15%	10550	82.38%	169	1.32%
2	Chayangtajo	10963	Hayeng Mangfi	Bharatiya Janata Party	8809	80.35%	Kompu Dolo	Indian National Congress	2124	19.37%	6685	60.98%	30	0.27%
3	Seppa East	9271	Ealing Tallang	Bharatiya Janata Party	7412	79.95%	Tame Gyadi	Indian National Congress	1812	19.54%	5600	60.40%	47	0.51%
4	Namsai	21108	Chau Zingnu Namchoom	Bharatiya Janata Party	14540	68.88%	Likha Saaya	Nationalist Congress Party	5984	28.35%	8556	40.53%	584	2.77%
5	Palin	15384	Balo Raja	Bharatiya Janata Party	10029	65.19%	Mayu Taring	National People's Party	4989	32.43%	5040	32.76%	71	0.46%
6	Pongchao-Wakka	14706	Honchun Ngandam	Bharatiya Janata Party	9623	65.44%	Holai Wangsa	Independent	4961	33.73%	4662	31.70%	122	0.83%
7	Kalaktang	9273	Tseten Chombay Kee	Bharatiya Janata Party	6030	65.03%	Wangdi Dorjee Khrimey	Nationalist Congress Party	3161	34.09%	2869	30.94%	82	0.88%
8	Anini	4261	Mopi Mihu	Bharatiya Janata Party	2711	63.62%	Eri Tayu	Independent	1538	36.09%	1173	27.53%	12	0.28%
9	Khonsa East	8141	Wanglam Sawin	Independent	4544	55.82%	Kamrang Tesia	Bharatiya Janata Party	2328	28.60%	2216	27.22%	40	0.49%
10	Along East	11642	Kento Jini	Bharatiya Janata Party	7380	63.39%	Jarkar Gamlin	People's Party of Arunachal	4222	36.27%	3158	27.13%	40	0.34%
11	Mechuka	10125	Pasang Dorjee Sona	Bharatiya Janata Party	6320	62.42%	Aju Chije	Nationalist Congress Party	3762	37.16%	2558	25.26%	43	0.42%
12	Changlang (South)	5909	Hamjong Tangha	Bharatiya Janata Party	3654	61.84%	Timpu Ngemu	National People's Party	2172	36.76%	1482	25.08%	28	0.47%
13	Likabali	10657	Kardo Nyigyor	Bharatiya Janata Party	6607	62.00%	Moli Riba	Independent	4002	37.55%	2605	24.44%	48	0.45%
14	Changlang North	8732	Tesam Pongte	Bharatiya Janata Party	4524	51.81%	Dihom Kitnya	National People's Party	2522	28.88%	2002	22.93%	64	0.73%
15	Nari-Koyu	7501	Tojir Kadu	Bharatiya Janata Party	4545	60.59%	Gegong Apang	Arunachal Democratic Party	2896	38.61%	1649	21.98%	60	0.80%
16	Pasighat West	13527	Ninong Ering	Bharatiya Janata Party	8049	59.50%	Tapyam Pada	Nationalist Congress Party	5178	38.28%	2871	21.22%	56	0.41%

S.No	Constituency	Total Valid Votes in The Constituency	Winner	Party	Votes Polled for Winner	% Vote share for Winner	Runners Up	Party	Votes Polled for Runners up	% of Votes Polled for Runners up	Margin of Victory	Margin of Victory %	NOTA Total Votes	% of NOTA Votes
17	Pangin	12857	Ojing Tasing	Bharatiya Janata Party	7500	58.33%	Tapang Taloh	Nationalist Congress Party	4906	38.16%	2594	20.18%	22	0.17%
18	Raga	14674	Rotom Tebin	Bharatiya Janata Party	8791	59.91%	Ajay Murtem	National People's Party	5857	39.91%	2934	19.99%	26	0.18%
19	Lumla	8614	Tsering Lhamu	Bharatiya Janata Party	5040	58.51%	Jampa Thirny Kunkhap	Indian National Congress	3509	40.74%	1531	17.77%	65	0.75%
20	Borduria-Bogapani	8273	Wanglin Lowangdong	Bharatiya Janata Party	4731	57.19%	Jowang Hosai	Nationalist Congress Party	3279	39.63%	1452	17.55%	68	0.82%
21	Kanubari	11855	Gabriel Denwang Wangsu	Bharatiya Janata Party	5584	47.10%	Panjam Wangsa	National People's Party	3525	29.73%	2059	17.37%	37	0.31%
22	Tezu	16509	Dr. Mohesh Chai	Bharatiya Janata Party	8535	51.70%	Karikho Kri	National People's Party	5730	34.71%	2805	16.99%	180	1.09%
23	Seppa West	7620	Mama Natung	Bharatiya Janata Party	4430	58.14%	Tani Loffa	National People's Party	3181	41.75%	1249	16.39%	9	0.12%
24	Miao	19126	Kamlung Mosang	Bharatiya Janata Party	11021	57.62%	Chatu Longri	Indian National Congress	7894	41.27%	3127	16.35%	211	1.10%
25	Along West	13361	Topin Ete	Bharatiya Janata Party	7629	57.10%	Nyamo Ete	National People's Party	5678	42.50%	1951	14.60%	54	0.40%
26	Nacho	9486	Nakap Nalo	Bharatiya Janata Party	5415	57.08%	Tanga Byaling	Indian National Congress	4042	42.61%	1373	14.47%	29	0.31%
27	Damporijo	11226	Rode Bui	Bharatiya Janata Party	6400	57.01%	Tabe Doni	National People's Party	4809	42.84%	1591	14.17%	17	0.15%
28	Liromoba	12743	Pesi Jilen	National People's Party	7206	56.55%	Nyamar Karbak	Bharatiya Janata Party	5508	43.22%	1698	13.32%	29	0.23%
29	Doimukh	20941	Nabam Vivek	People's Party of Arunachal	11409	54.48%	Tana Hali Tara	Bharatiya Janata Party	8879	42.40%	2530	12.08%	105	0.50%
30	Tawang	8394	Namgey Tsering	National People's Party	4667	55.60%	Tsering Dorjee	Bharatiya Janata Party	3671	43.73%	996	11.87%	56	0.67%
31	Basar	16601	Nyabi Jini Dirchi	Bharatiya Janata Party	9174	55.26%	Gokar Basar	National People's Party	7383	44.47%	1791	10.79%	44	0.27%
32	Rumgong	11171	Talem Taboh	Bharatiya Janata Party	5862	52.48%	Taja Bonung	National People's Party	4680	41.89%	1182	10.58%	38	0.34%

S.No	Constituency	Total Valid Votes in The Constituency	Winner	Party	Votes Polled for Winner	% Vote share for Winner	Runners Up	Party	Votes Polled for Runners up	% of Votes Polled for Runners up	Margin of Victory	Margin of Victory %	NOTA Total Votes	% of NOTA Votes
33	Pakke-Kasang	8284	Biyuram Wahge	Bharatiya Janata Party	3933	47.48%	Techi Hemu	Nationalist Congress Party	3120	37.66%	813	9.81%	68	0.82%
34	Dirang	13739	Phurpa Tsering	Bharatiya Janata Party	7430	54.08%	Yeshi Tsewang	National People's Party	6228	45.33%	1202	8.75%	81	0.59%
35	Mebo	11693	Oken Tayeng	People's Party of Arunachal	6287	53.77%	Lombo Tayeng	Bharatiya Janata Party	5270	45.07%	1017	8.70%	31	0.27%
36	Nyapin	14620	Tai Nikio	Bharatiya Janata Party	7896	54.01%	Tadar Mangku	People's Party of Arunachal	6714	45.92%	1182	8.08%	10	0.07%
37	Tuting-Yingkiong	11338	Alo Libang	Bharatiya Janata Party	6095	53.76%	Nobeng Burang	People's Party of Arunachal	5180	45.69%	915	8.07%	63	0.56%
38	Khonsa West	10213	Chakat Aboh	Bharatiya Janata Party	4093	40.08%	Yang Sen Matey	Nationalist Congress Party	3289	32.20%	804	7.87%	77	0.75%
39	Bordumsa-Diyun	20567	Nikh Kamin	Nationalist Congress Party	10497	51.04%	Somlung Mossang	Bharatiya Janata Party	9145	44.46%	1352	6.57%	200	0.97%
40	Mariyang-Geku	11585	Oni Panyang	National People's Party	6115	52.78%	Olom Panyang	Bharatiya Janata Party	5442	46.97%	673	5.81%	28	0.24%
41	Bameng	12518	Kumar Waii	Indian National Congress	6554	52.36%	Doba Lamnio	Bharatiya Janata Party	5919	47.28%	635	5.07%	45	0.36%
42	Lekang	17235	Likha Soni	Nationalist Congress Party	7804	45.28%	Chow Sujana Namchoom	Bharatiya Janata Party	7150	41.49%	654	3.79%	289	1.68%
43	Thrizino-Buragaon	10890	Tenzin Nyima Glow	Independent	5593	51.36%	Kumsi Sidsow	Bharatiya Janata Party	5193	47.69%	400	3.67%	104	0.96%
44	Dambuk	12221	Puinnyo Apum	Bharatiya Janata Party	6009	49.17%	Raju Tayeng	People's Party of Arunachal	5787	47.35%	222	1.82%	42	0.34%
45	Pasighat East	17995	Tapi Darang	National People's Party	9070	50.40%	Kaling Moyong	Bharatiya Janata Party	8749	48.62%	321	1.78%	176	0.98%
46	Daporijo	13422	Taniya Soki	Bharatiya Janata Party	6671	49.70%	Dikto Yekar	National People's Party	6443	48.00%	228	1.70%	41	0.31%
47	Yachuli	16324	Toko Tatung	Nationalist Congress Party	8255	50.57%	Taba Tedir	Bharatiya Janata Party	8027	49.17%	228	1.40%	42	0.26%
48	Longding-Pumao	13284	Thangwang Wangham	National People's Party	6702	50.45%	Tanpho Wangnaw	Bharatiya Janata Party	6533	49.18%	169	1.27%	49	0.37%
49	Namong	8819	Laisam Simai	Independent	3180	36.06%	Izmir Tikhak	Bharatiya Janata Party	3112	35.29%	68	0.77%	69	0.78%

S.No	Constituency	Total Valid Votes in The Constituency	Winner	Party	Votes Polled for Winner	% Vote share for Winner	Runners Up	Party	Votes Polled for Runners up	% of Votes Polled for Runners up	Margin of Victory	Margin of Victory %	NOTA Total Votes	% of NOTA Votes
50	Namsang	7615	Wangki Lowang	Bharatiya Janata Party	3781	49.65%	Ngonglin Boi	Nationalist Congress Party	3725	48.92%	56	0.74%	109	1.43%

Table: Vote Share and Margin of Victory of Winners in Arunachal Pradesh Assembly Elections 2024

Upgraded MyNeta App



ADR Association for Democratic Reforms

myNeta App National Election Watch

Association for Democratic Reforms and
National Election Watch present

THE UPGRADED
MYNETA APP

myNeta App
An open data repository run by
Association for Democratic Reforms
ADR

DOWNLOAD TODAY!
And be a part of our **#MeraVoteMeraDesh** Campaign



Scan the QR code to download

Visit our website:
www.adrindia.org
www.myneta.info

To get information about candidates/parties/MPs/MLAs/corporators/PILs in courts

Journalist Helpline no.-80103-94248
Subscribe to ADR on [WhatsApp](#) for updates: 7840067840

Visit: adrindia.org and myneta.info
Email: adr@adrindia.org

To contact ADR State Partners, visit: <https://adrindia.org/about-adr/state-coordinators>

Social Media Handles



/adr.new



@adrspeaks



@adrspeaks



@adrspeaks



<https://www.linkedin.com/company/association-for-democratic-reforms/mycompany/>

Our Websites

www.adrindia.org

Provides detailed analytical reports of Lok Sabha, State Assemblies, Local Body Elections & Financial Reports and ongoing PILs in courts

www.myneta.info

Provides full information of criminal cases, asset, liability and education details declared by candidates in the self sworn affidavits

Android App

MyNeta

The criminal, financial, educational & other background information self declared by candidates in their affidavits during elections is now available on your mobile phones

Office Address

Association for Democratic Reforms
T-95, C.L. House, 2nd Floor,
Gulmohar Commercial Complex
Gautam Nagar,
Near Green Park Metro Station (Gautam Nagar exit),
New Delhi-110 049
Phone : +91-011-4165-4200

Contact Details

Association for Democratic Reforms/National Election Watch/Arunachal Pradesh Election Watch

<p>Media and Journalist Helpline</p> <p>+91 80103 94248 Email: adr@adrindia.org</p>	<p>Maj.Gen. Anil Verma (Retd) Head Association for Democratic Reforms, National Election Watch 011 4165 4200, adr@adrindia.org, anilverma@adrindia.org</p>	<p>Prof Jagdeep Chhokar IIM Ahmedabad (Retd.) Founder Member, Association for Democratic Reforms, National Election Watch jchhokar@gmail.com</p>	<p>Prof Trilochan Sastry IIM Bangalore Founder Member, Association for Democratic Reforms, National Election Watch tsastry@gmail.com</p>
--	--	---	--

DISCLAIMER

All information in this report has been taken by ADR from the website of the Election Commission of India (<https://affidavit.eci.gov.in/>) and all the information is available in public domain. ADR does not add or subtract any information, unless the EC changes the data. In particular, no unverified information from any other source is used. While all efforts have been made by ADR to ensure that the information is in keeping with what is available in the ECI website, in case of discrepancy between information provided by ADR through this report, anyone and that given in the ECI website, the information available on the ECI website should be treated as correct and Association for Democratic Reforms, Arunachal Pradesh Election Watch and their volunteers are not responsible or liable for any direct, indirect special, or consequential damages, claims, demands, losses of any kind whatsoever, made, claimed, incurred or suffered by any party arising under or relating to the usage of data provided by ADR through this report.

It is to be noted that ADR undertakes great care and adopts utmost due diligence in analysing and dissemination of the background information of the candidates furnished by them at the time of elections from the duly self-sworn affidavits submitted with the Election Commission of India. Such information is only aimed at highlighting the growing criminality in politics, increased misuse of money in elections so as to facilitate a system of transparency, accountability and good governance and to enable voters to form an informed choice. Therefore, it is expected that anyone using this report shall undertake due care and utmost precaution while using the data provided by ADR. ADR is not responsible for any mishandling, discrepancy, inability to understand, misinterpretation or manipulation, distortion of the data in such a way so as to benefit or target a particular political party or politician or candidate.