

28th December, 2022

Press Release

Gujarat Assembly Elections 2022

Analysis of Vote Share, Margin of Victory and Representativeness of Winners

Association for Democratic Reforms

T-95, C.L. House, 2nd Floor,
Near Gulmohar Commercial Complex
Gautam Nagar,
New Delhi-110 049
Phone: +91-011-4165-4200
Fax: +91-11-46094248
Email: adr@adrindia.org

To report any electoral violations and malpractices during elections download the Election Watch Reporter (Android App)

https://play.google.com/store/apps/details?id=com.webrosoft.election_watch_reporter

Contents

Summary and Highlights	3
Vote Share and Representativeness of Winners.....	5
Voter Turnout	5
Vote Share of Winner	6
Representativeness of Winners	10
Margin of Victory for Winners	12
Performance of Women Winners in Gujarat Assembly Elections, 2022	14
Performance of Re-elected Winners in Gujarat Assembly Elections, 2022.....	15
Details of NOTA	16
Vote Share and Representativeness of Winners in Gujarat Assembly Elections 2022.....	18
Vote Share and Margin of Victory of Winners in Gujarat Assembly Elections 2022	25
Donate to ADR.....	41
DISCLAIMER	44

Summary and Highlights

Association for Democratic Reforms and **Gujarat Election Watch** have analysed the vote share for the all **182** constituencies in the Gujarat Assembly Elections, 2022. The voter's turnout for the **Gujarat Assembly election 2022** was **65%** whereas voter's turnout in **Gujarat assembly elections 2017** was **69%**.

Vote Share of Winners

- The winners of the Gujarat State Assembly elections, **2022** won by an average of **53.48 %** of total votes polled. In the **2017** elections winners won by an average of **52.88 %** of total votes polled.
- **108(59%)** winners won with **50%** and above of the total votes polled in their constituency.
- **74(41%)** winners won with less than **50%** of the total votes polled in their constituency.
- **23(57.5%)** out of **40** winners with declared criminal cases have won with a vote share of **50% and above**.
- **91(60%)** out of **151** crorepati winners have won with a vote share of **50% and above**.

Representativeness of Winners

- All the winners of the **Gujarat State Assembly Elections, 2022** won with an average of **35%** of the total registered voters. This implies that the winners represent on an average, **35%** of the total electorate. In the **Gujarat State Assembly Elections, 2017** the winners won with an average of **36%** of the total registered votes.
- Among the major Parties, out of **156** winners of **BJP**, **33(21%)** have won less than **30%** of votes of the total registered voters in the constituency. **6(35%)** out of **17** winners from **INC**; **3(60%)** out of **5** winners from **AAP**; **1(100%)** winner from **SP**; **1(33%)** out of **3** **Independent** winners have won with less than **30 %** of votes of the total registered voters in the constituency.

Margin of Victory

- **2** winners have won with margin of victory of less than **1000** votes.
- **8** winners have won with more than **60%** margin of victory.

Winners with Declared Criminal Cases and their Margin of Victory:

- **28** out of **40** winners with declared criminal cases have won against a runner up with a clean background.
- Among these **28** winners, **4** winners have won with more than **35%** margin of victory.
- **Amit Shah (BJP)** from **Ellisbridge** Constituency won with **71%** margin of victory.

Crorepati Winners and their Margin of Victory:

- **38** out of **151** crorepati winners have won against a non-crorepati runners up.
- Among these **38** winners, **4** winners have won with more than **50%** margin of victory.
- Among these, **Purnesh Modi (BJP)** from **Surat West** constituency won with **64%** margin of victory.

Performance of Women Winners

- Among the **182** winners, **15** are women.
- Among these **15** women winners, **3** women winners have won with more than **50%** margin of victory.
- Among the women winners, **Manisha Vakil (BJP)** from **Vadodara City (SC)** Constituency has won with the highest vote share, i.e. **71%** in her constituency and **53%** margin of victory.

Performance of Re-elected Winners

- Out of total **74** re-elected winners, none have won with less than **30%** of vote share in their respective constituencies. **46(62%)** have won with more than **50%** of vote share.
- **15(20%)** re-elected winners have won with less than **10%** margin of victory whereas **7** have won with more than **50%** margin of victory.

NOTA

- The NOTA button instated by the ECI in 2013 gave the voters an option of rejecting all the candidates in their constituency. Out of **3, 18, 27,563** votes polled In Gujarat Assembly, 2022, **5, 01,202 (1.57%)** were polled for NOTA.

Vote Share and Representativeness of Winners

Voter Turnout

The voter's turnout for the Gujarat Assembly elections 2022 was **65%** whereas voter's turnout in 2017 assembly elections was **69%**.

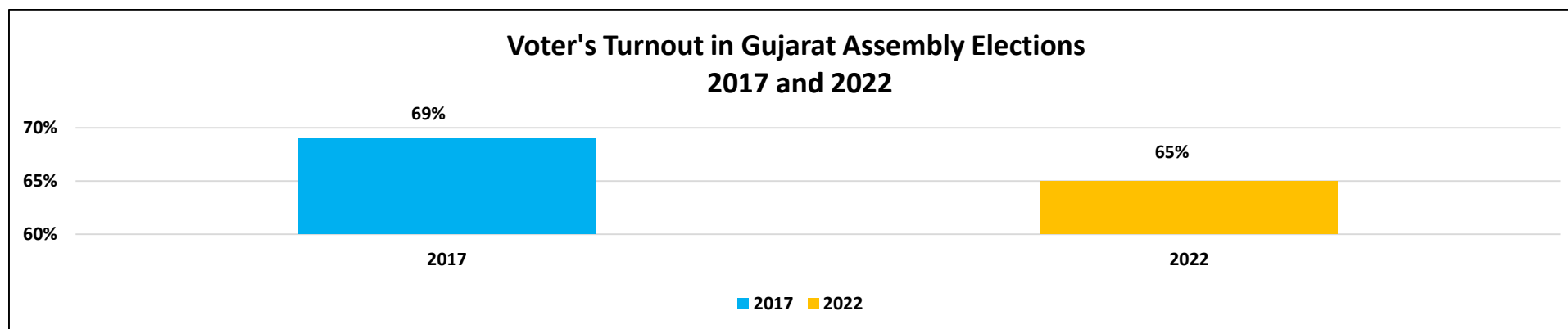


Figure: Voter's Turnout in Gujarat Assembly Elections 2017 and 2022

- **Top 3 Constituencies with Highest Voters' turnout:** The following are the top 3 constituencies with highest voters' turnout in the Gujarat Assembly Elections, 2022

S.No.	Constituency	Total Registered Votes	Total Valid Votes in The Constituency	% of Voters ' Turnout
1	Tharad	248297	217238	87.49%
2	Dediapada (ST)	222701	185136	83.13%
3	Kaprada (ST)	266808	213390	79.98%

Table: Top 3 Constituencies with Highest Voters' turnout

- **Top 3 Constituencies with Lowest Voters' turnout:** The following are the top 3 constituencies with lowest voters' turnout in the Gujarat Assembly Elections, 2022

S.No.	Constituency	Total Registered Votes	Total Valid Votes in The Constituency	% of Voters ' Turnout
1	Gandhidham (SC)	315272	151665	48.11%
2	Garbada (ST)	290463	146709	50.51%
3	Karanj	176585	89389	50.62%

Table: Top 3 Constituencies with Lowest Voters' turnout

Vote Share of Winner

The percentage of vote share was calculated by dividing the votes polled for the winner by the total number of valid votes polled. The value of vote share represents votes won by the winning candidates among the total number of valid votes polled.

$$\text{Votes Share} = \frac{\text{Total Votes Polled for Winner}}{\text{Total No. of Valid Votes Polled}}$$

The winners of the Gujarat State Assembly elections, **2022** won by an average of **53.48 %** of total votes polled. In the **2017** elections winners won by an average of **52.88 %** of total votes polled.

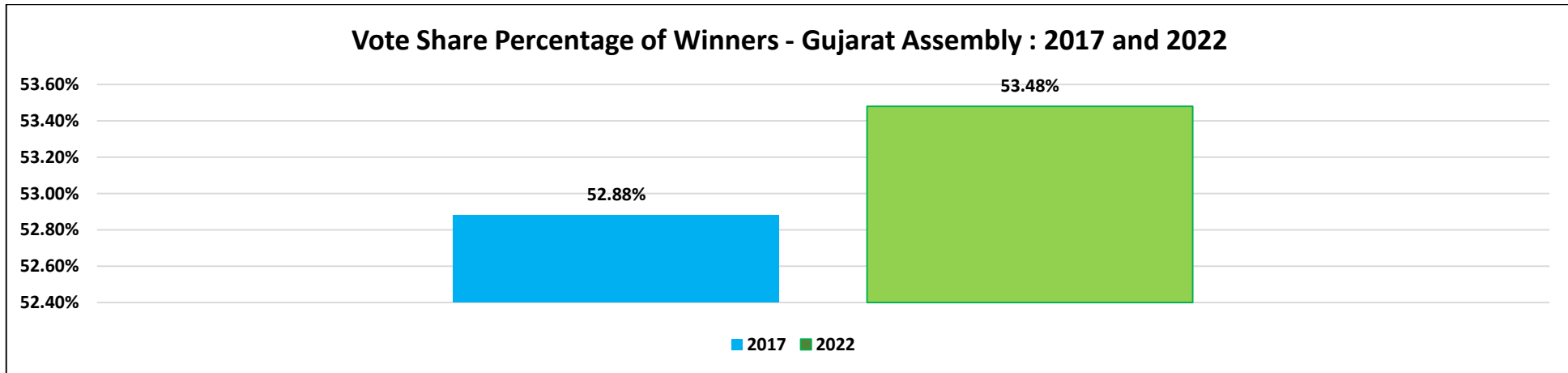


Figure: Vote Share Percentage of Winners – Gujarat: 2017 and 2022

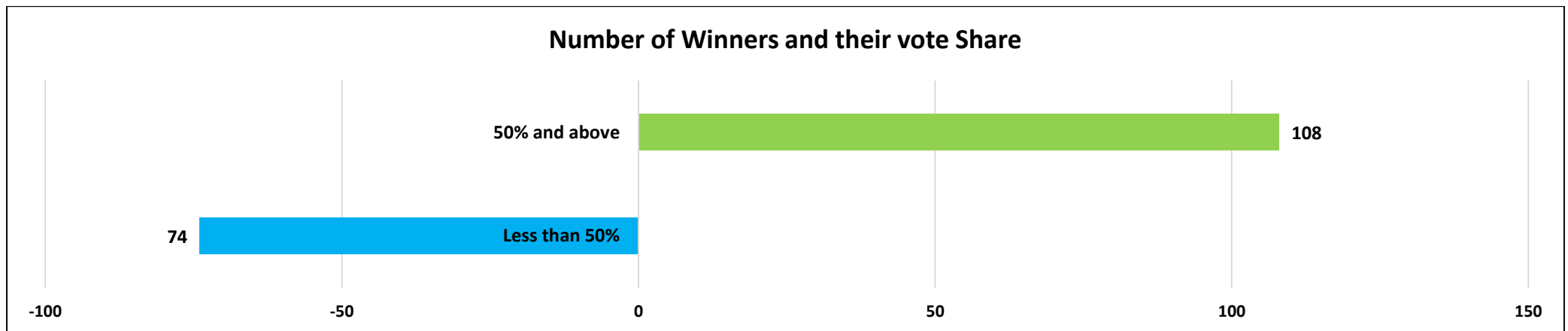


Figure: No. of Winners- Vote Share

- **Winners with highest vote share: 108(59%)** winners won with **50%** and above of the total votes polled in their constituency. The top **3** winners who have attained the highest vote share during the Gujarat State Assembly Elections, 2022 are given below:

S.No.	Winner	Party	Constituency	Total Valid Votes in The Constituency	Votes Polled for Winner	% Vote share for Winner
1	Bhupendrabhai Rajnikant Patel	BJP	Ghatlodia	257411	213530	82.95%
2	Harsh Ramesh Sanghvi	BJP	Majura	162661	133335	81.97%
3	Amit Shah	BJP	Ellisbridge	148433	119323	80.39%

Table: Winners with highest vote share

- **Winners with Least Vote Share: 74(41%)** winners won with less than **50%** of the total votes polled in their constituency. **3** winners who have attained the least vote share during the Gujarat Assembly Elections, 2022 are given below:

S.No.	Winner	Party	Constituency	Total Valid Votes in The Constituency	Votes Polled for Winner	% Vote share for Winner
1	Dr.Tushar Amarsinh Chaudhary	INC	Khedbrahma (ST)	206174	67349	32.67%
2	Dr. Kuberbai Mansukhbhai Dindor	BJP	Santrampur (ST)	142808	49964	34.99%
3	Devabhai Punjabhai Malam	BJP	Keshod	154637	55802	36.09%

Table: Winners with least vote share

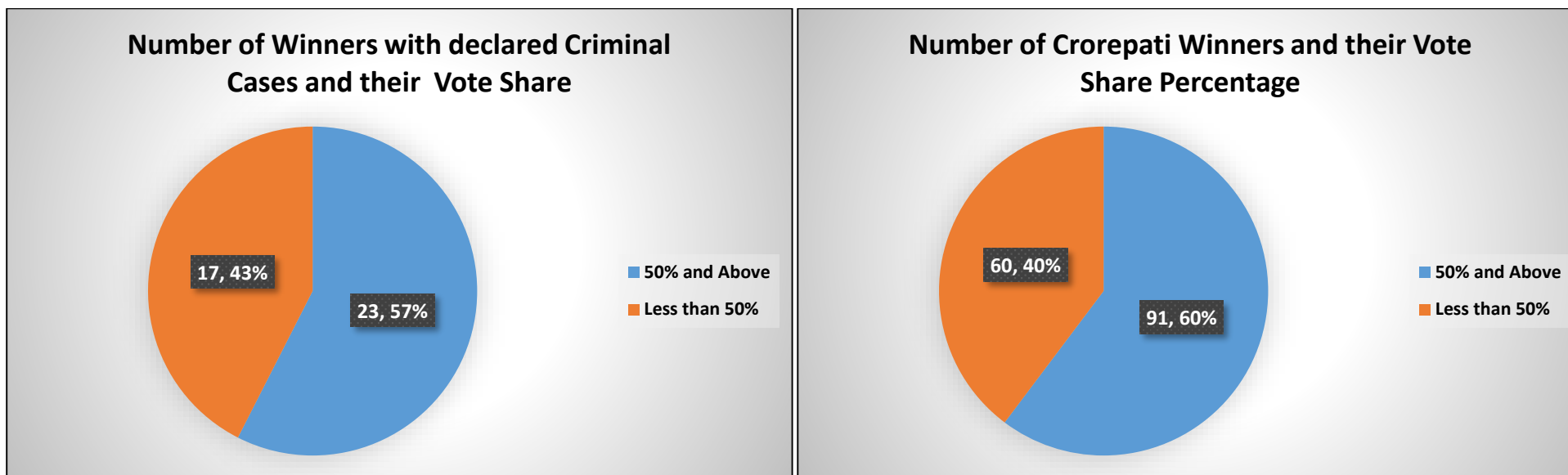


Figure: Vote Share of Winners with declared criminal cases and Crorepati Winners

- **Winners with Declared Criminal Cases and their Vote Share:** 23(57.5%) out of 40 winners with declared criminal cases have won with a vote share of 50% and above.
- **Crorepati Winners and their Vote Share:** 91(60%) out of 151 crorepati winners have won with a vote share of 50% and above.

Representativeness of Winners

The percentage of representation is calculated by dividing the votes polled for the winner by the electorate i.e. the total number of registered voters. This value represents the percentage of votes won by the winning candidate among the total number of registered voters in the constituency.

$$\text{Representativeness} = \frac{\text{Total Votes polled for Winner}}{\text{Total No. of Registered Voters}}$$

All the winners of the **Gujarat State Assembly Elections, 2022** won with an average of **35%** of the total registered voters. This implies that the winners represent on an average, **35%** of the total electorate. In the **Gujarat State Assembly Elections, 2017** the winners won with an average of **36%** of the total registered votes.



Figure – Comparative Analysis- Representativeness of Winners

- **Party-wise Winners with less than 30% of Representativeness**: out of 156 winners of **BJP**, **33(21%)** have won less than **30%** of votes of the total registered voters in the constituency. **6(35%)** out of **17** winners from **INC**; **3(60%)** out of **5** winners from **AAP**; **1(100%)** winner from **SP**; **1(33%)** out of **3 Independent** winners have won with less than **30 %** of votes of the total registered voters in the constituency.

Party wise Winners with less than 30% of Representativeness

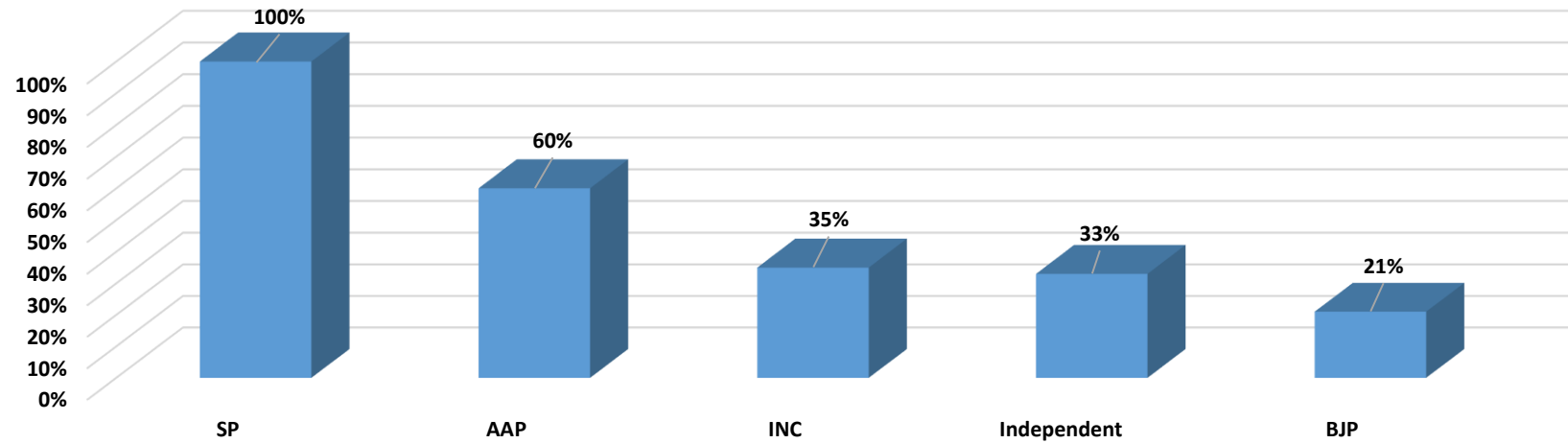


Figure: Party wise Winners with less than 30% of Representativeness

Margin of Victory for Winners

Margin of Victory = Vote Polled for Winners – Votes Polled for the Runner Up

Winners with Margin of Victory less than 1000 votes: The details of winners with Margin of Victory less than 1000 votes are given below:

S.No.	Constituency	Total Valid Votes in The Constituency	Winner	Party	Votes Polled for Winner	% Vote share for Winner	Runners Up	Party	Votes Polled for Runners up	% of Votes Polled for Runners up	Margin of Victory	% Margin of Victory
1	Rapar	145034	Virendrasinh Bahadursinh Jadeja	BJP	66961	46.17%	Bhachubhai Dharamshi Aarethiya	INC	66384	45.77%	577	0.40%
2	Somnath	193263	Chudasama Vimalbhai Kanabhai	INC	73819	38.20%	Mansinghbhai Meramanbhai Parmar	BJP	72897	37.72%	922	0.48%

Table: Winners with Margin of Victory less than 1000 votes

Winners with Margin of Victory more than 60%: The details of Winners with Margin of Victory more than 60% are given below:

S.No .	Constituency	Total Valid Votes in The Constituency	Winner	Party	Votes Polled for Winner	% Vote share for Winner	Runners Up	Party	Votes Polled for Runners up	% of Votes Polled for Runners up	Margin of Victory	% Margin of Victory
1	Ghatlodia	257411	Bhupendrabhai Rajnikant Patel	BJP	213530	82.95%	Dr.Amee Yajnik	INC	21267	8.26%	192263	74.69%
2	Majura	162661	Harsh Ramesh Sanghvi	BJP	133335	81.97%	P V S Sarma	AAP	16660	10.24%	116675	71.73%
3	Ellisbridge	148433	Amit Shah	BJP	119323	80.39%	Bhikhubhai Hargovindbhai Dave	INC	14527	9.79%	104796	70.60%
4	Naranpura	139589	Jitendrakumar Ramanlal Patel (Jitu Bhagat)	BJP	108160	77.48%	Sonal Ramanbhai Patel	INC	15360	11.00%	92800	66.48%
5	Surat West	162398	Purnesh Modi	BJP	122981	75.73%	Sanjay R. Shah (Patva)	INC	18669	11.50%	104312	64.23%
6	Manjalpur	158375	Yogeshbhai Narandas Patel	BJP	120133	75.85%	Dr.Tashveen Singh	INC	19379	12.24%	100754	63.62%

S.No .	Constituency	Total Valid Votes in The Constituency	Winner	Party	Votes Polled for Winner	% Vote share for Winner	Runners Up	Party	Votes Polled for Runners up	% of Votes Polled for Runners up	Margin of Victory	% Margin of Victory
7	Sabarmati	156606	Patel Harshadbhai Ranchhodbhai	BJP	120202	76.75%	Dineshsinh Ganpatsinh Mahida	INC	21518	13.74%	98684	63.01%
8	Kalol- Panchmahals	188843	Fatesinh Vakhatsinh Chauhan	BJP	141686	75.03%	Prabhatsinh Pratapsinh Chauhan	INC	26007	13.77%	115679	61.26%

Table: Winners with Margin of Victory more than 60%

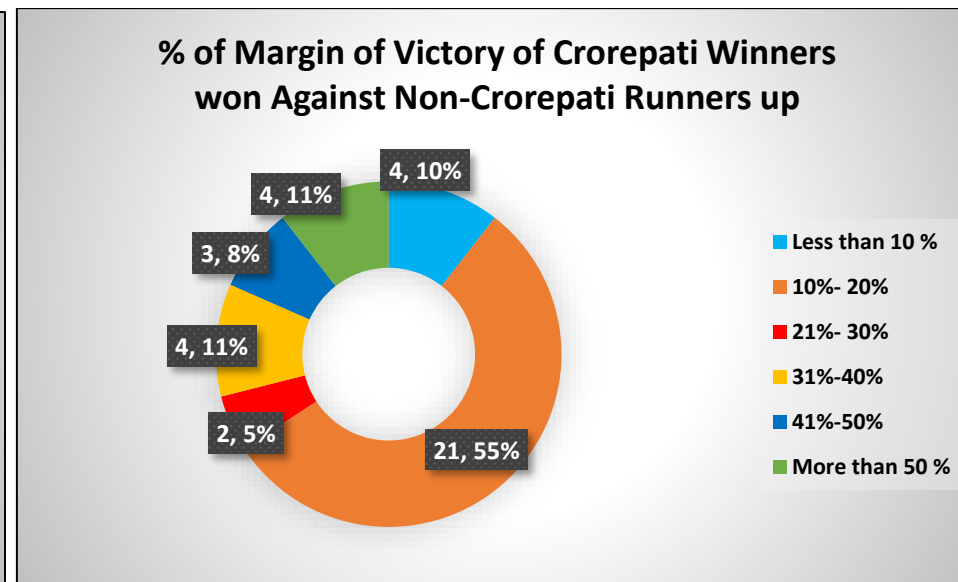
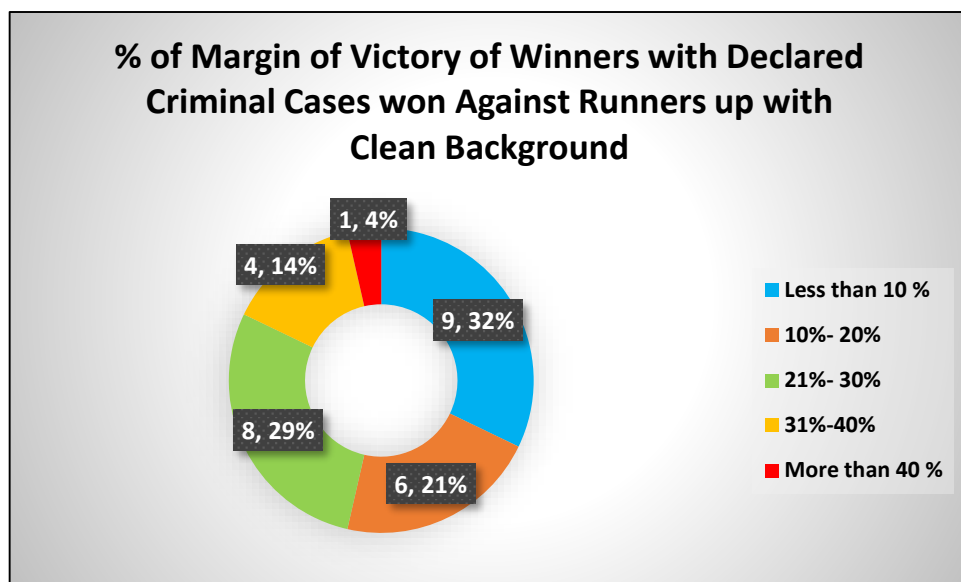


Figure: Margin of Victory of Winners with declared criminal cases and Crorepati Winners

Winners with Declared Criminal Cases and their Margin of Victory:

- 28 out of 40 winners with declared criminal cases have won against a runner up with a clean background.
- Among these 28 winners, 4 winners have won with more than 35% margin of victory.
- Amit Shah (BJP) from Ellisbridge Constituency won with 71% margin of victory.

Crorepati Winners and their Margin of Victory:

- 38 out of 151 crorepati winners have won against a non-crorepati runners up.
- Among these 38 winners, 4 winners have won with more than 50% margin of victory.
- Among these, **Purnesh Modi (BJP)** from **Surat West** constituency won with **64%** margin of victory.

Performance of Women Winners in Gujarat Assembly Elections, 2022

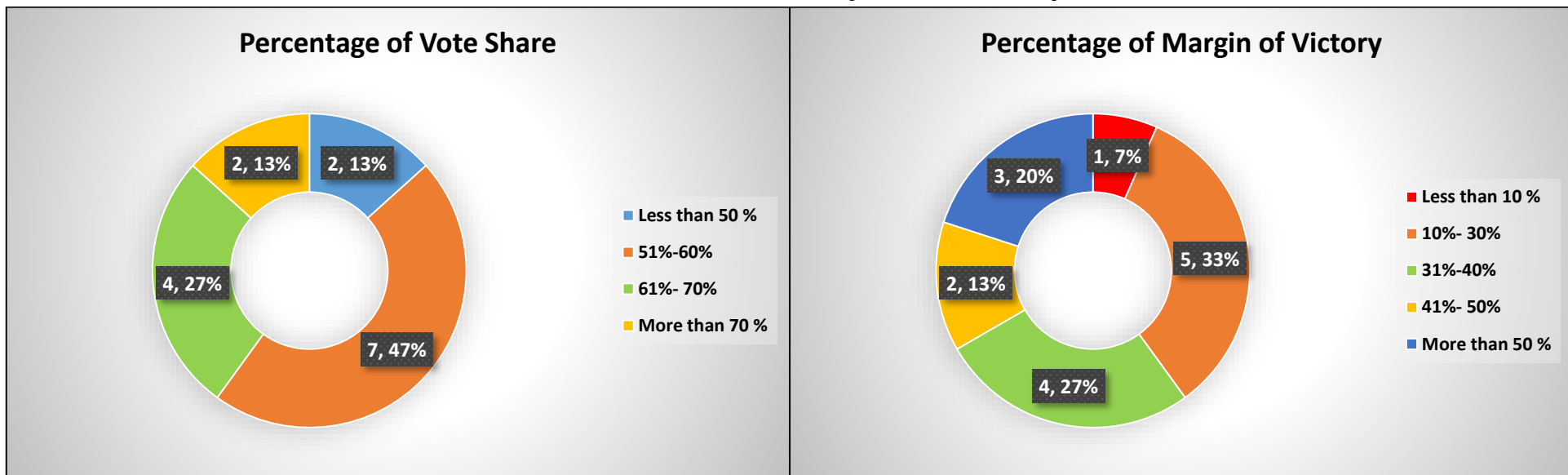


Figure: Performance of Women Winners

- Among the **182** winners, **15** are women.
- Among these **15** women winners, **3** women winners have won with more than **50%** margin of victory.
- Among the women winners, **Manisha Vakil (BJP)** from **Vadodara City (SC)** Constituency has won with the highest vote share, i.e. **71%** in her constituency and **53%** margin of victory.

Performance of Re-elected Winners in Gujarat Assembly Elections, 2022

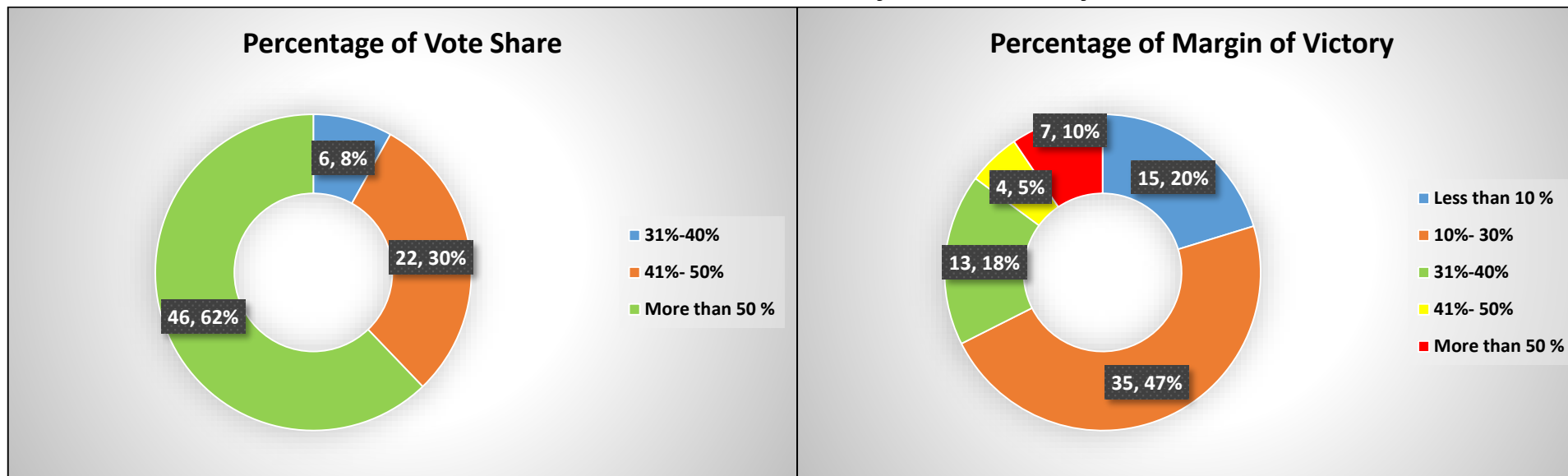


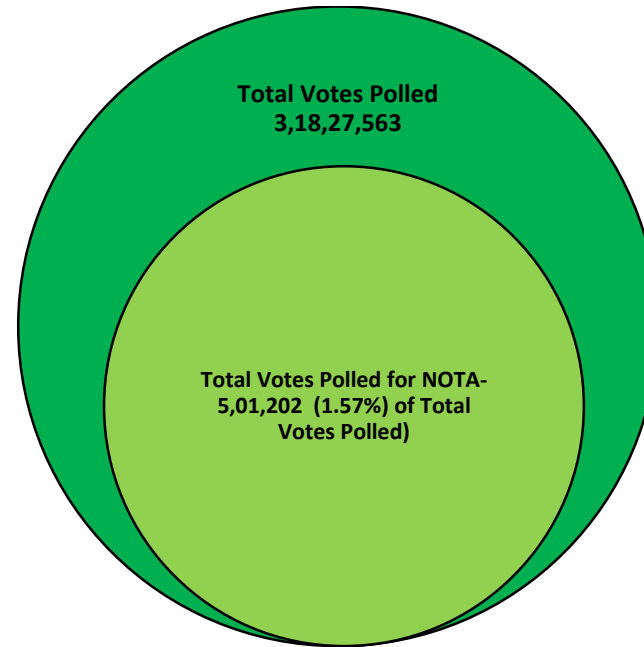
Figure: Performance of Re-Elected Winners

Percentage Range	Vote Share	Margin of Victory
Less than 10 %	0	15
10%- 30%	0	35
31%-40%	6	13
41%- 50%	22	4
More than 50 %	46	7

Table: Performance of Re-Elected Winners

- Out of total **74** re-elected winners, none have won with less than **30%** of vote share in their respective constituencies. **46(62%)** have won with more than **50%** of vote share.
- **15(20%)** re-elected winners have won with less than **10%** margin of victory whereas **7** have won with more than **50%** margin of victory.

Details of NOTA



- The NOTA button instated by the ECI in 2013 gave the voters an option of rejecting all the candidates in their constituency. Out of **3, 18, 27,563** votes polled In Gujarat Assembly, 2022, **5, 01,202 (1.57%)** were polled for NOTA.

- The top ten constituencies with highest votes polled for NOTA are as follows:

S.No.	Constituency	Total Valid Votes in The Constituency	Votes Polled for Winner	% Vote share for Winner	Votes Polled for Runners up	% of Votes Polled for Runners up	Votes Polled for NOTA	Votes Polled for NOTA %
1	Khedbrahma (ST)	206174	67349	32.67%	65685	31.86%	7331	3.56%
2	Danta (ST)	183417	85134	46.42%	78807	42.97%	5213	2.84%
3	Chhota Udaipur (ST)	173800	75129	43.23%	45679	26.28%	5093	2.93%
4	Devgadhbaria	194839	113527	58.27%	69326	35.58%	4821	2.47%
5	Shehra	181273	107775	59.45%	60494	33.37%	4708	2.60%
6	Jhalod (ST)	160953	82745	51.41%	47523	29.53%	4646	2.89%
7	Jetpur (ST)	181008	86041	47.53%	48262	26.66%	4598	2.54%
8	Nizar (ST)	222555	97461	43.79%	74301	33.39%	4465	2.01%
9	Gandhinagar South	245582	134051	54.59%	90987	37.05%	4442	1.81%
10	Fatepura (ST)	139267	59581	42.78%	40050	28.76%	4327	3.11%

Table: Top 10 Constituencies with highest votes polled for NOTA

Vote Share and Representativeness of Winners in Gujarat Assembly Elections 2022

S.No.	Constituency	Total Registered Votes	Total Valid Votes in The Constituency	Winner	Party	Votes Polled for Winners	% Vote share for Winner	% of Representativeness
1	Kalol-Panchmahals	258495	188843	Fatesinh Vakhatsinh Chauhan	BJP	141686	75%	55%
2	Ghatlodia	428542	257411	Bhupendrabhai Rajnikant Patel	BJP	213530	83%	50%
3	Surat West	256863	162398	Purnesh Modi	BJP	122981	76%	48%
4	Majura	278967	162661	Harsh Ramesh Sanghvi	BJP	133335	82%	48%
5	Valsad	264444	176048	Bharatbhai Kikubhai Patel	BJP	126323	72%	48%
6	Tharad	248297	217238	Shankarbhai Lagdhirbhai Chaudhary	BJP	117891	54%	47%
7	Pardi	260634	166092	Kanubhai Mohanlal Desai	BJP	121968	73%	47%
8	Dediapada (ST)	222701	185136	Chaitarbhai Damjibhai Vasava	AAP	103433	56%	46%
9	Manjalpur	263470	158375	Yogeshbhai Narandas Patel	BJP	120133	76%	46%
10	Jalalpore	236200	158975	R.C.Patel	BJP	106244	67%	45%
11	Gandevi (ST)	292669	210659	Nareshbhai Maganbhai Patel	BJP	131116	62%	45%
12	Ellisbridge	266486	148433	Amit Shah	BJP	119323	80%	45%
13	Thasra	273173	196497	Yogendrasinh Parmar (Bakabhai)	BJP	121348	62%	44%
14	Savli	230668	174653	Inamdar Ketanbhai Mahendrabhai	BJP	102004	58%	44%
15	Bardoli (SC)	270043	179194	Ishvarbhai Alias Anilbhai Ramanbhai Parmar	BJP	118527	66%	44%
16	Mehmedabad	250601	182300	Arjunsinh Udesinh Chauhan	BJP	108541	60%	43%
17	Naranpura	250187	139589	Jitendrakumar Ramanlal Patel (Jitu Bhagat)	BJP	108160	77%	43%
18	Deodar	253187	192603	Keshaji Shivaji Chauhan	BJP	109123	57%	43%
19	Sabarmati	279055	156606	Patel Harshadbhai Ranchhodbhai	BJP	120202	77%	43%
20	Navsari	250061	165304	Desai Rakesh Gunvantbhai	BJP	106875	65%	43%
21	Devgadhbarea	266163	194839	Khabad Bachubhai Maganbhai	BJP	113527	58%	43%
22	Vadodara City (SC)	306745	185211	Manisha Vakil	BJP	130705	71%	43%
23	Mansa	230895	165537	Jayantibhai Somabhai Patel (J.S. Patel)	BJP	98144	59%	43%
24	Choryasi	566511	322785	Sandip Desai	BJP	236033	73%	42%
25	Bansda (ST)	299622	236767	Anantkumar Hasmukhbhai Patel	INC	124477	53%	42%

S.No.	Constituency	Total Registered Votes	Total Valid Votes in The Constituency	Winner	Party	Votes Polled for Winners	% Vote share for Winner	% of Representativeness
26	Mangrol (ST)	225702	168187	Ganpatsinh Vestabhai Vasava	BJP	93669	56%	42%
27	Shehra	260675	181273	Ahir(Bharvad) Jethabhai	BJP	107775	59%	41%
28	Akota	275942	164794	Chaitanya Makarandbhai Desai	BJP	113312	69%	41%
29	Maninagar	277129	154306	Amul Bhatt	BJP	113083	73%	41%
30	Prantij	258872	184028	Gajendrasinh Udesinh Parmar	BJP	105324	57%	41%
31	Daskroi	391304	252821	Babubhai Jamnadas Patel	BJP	159107	63%	41%
32	Sayajigunj	300964	178336	Keyur Narayandas Rokadia	BJP	122066	68%	41%
33	Raopura	297958	172999	Balkrushna Khanderao Shukla (Balu Shukla)	BJP	119301	69%	40%
34	Morbi	286840	193450	Amrutiya Kantilal Shivilal	BJP	114538	59%	40%
35	Idar (SC)	286843	206538	Ramanlal Ishwarlal Vora	BJP	113921	55%	40%
36	Sojitra	220788	154604	Patel Vipulkumar Vinubhai	BJP	87300	56%	40%
37	Rajkot South	258813	153275	Rameshbhai Virjibhai Tilala	BJP	101734	66%	39%
38	Karjan	213340	153159	Akshaykumar Ishvarbhai Patel	BJP	83748	55%	39%
39	Bhavnagar Rural	296001	182407	Parshottambhai O. Solanki	BJP	116034	64%	39%
40	Rajkot West	354313	204012	Dr. Darshita Shah	BJP	138687	68%	39%
41	Jetpur	275679	175143	Jayeshbhai Vitthalbhai Radadiya	BJP	106471	61%	39%
42	Visnagar	229547	160335	Rushikesh Ganeshbhai Patel	BJP	88356	55%	38%
43	Umbergaon (ST)	286022	173238	Patkar Ramanlal Nanubhai	BJP	110088	64%	38%
44	Ankleshwar	250747	160688	Ishwarsinh Thakorabhai Patel	BJP	96405	60%	38%
45	Dabhoi	232645	170821	Shaileshbhai Kanaiyalal Mehta (Shailesh Sotta)	BJP	88846	52%	38%
46	Kadi (SC)	280418	200279	Karsanbhai Punjabhai Solanki	BJP	107052	53%	38%
47	Nadiad	274064	165568	Desai Pankajbhai Vinubhai	BJP	104369	63%	38%
48	Naroda	296316	157749	Kukrani Payal Manojkumar	BJP	112767	71%	38%
49	Vatva	398685	236715	Babusinh Sarabhai Jadav	BJP	151710	64%	38%
50	Unjha	232809	148218	Patel Kiritkumar Keshavlal (K K Patel)	BJP	88561	60%	38%
51	Jambusar	241819	164207	Devkishordasji Bhaktisvarupdasji Swami	BJP	91533	56%	38%

S.No.	Constituency	Total Registered Votes	Total Valid Votes in The Constituency	Winner	Party	Votes Polled for Winners	% Vote share for Winner	% of Representativeness
52	Olpad	455544	295278	Mukeshbhai Zinabhai Patel	BJP	172424	58%	38%
53	Gondal	228529	144666	Geetaba Jayrajsinh Jadeja	BJP	86062	59%	38%
54	Jamnagar South	230740	132815	Akbari Divyeshbhai Ranchhodbhai	BJP	86492	65%	37%
55	Kapadvanj	299496	207578	Zala Rajeshkumar Maganbhai	BJP	112036	54%	37%
56	Katargam	322239	206869	Vinodbhai Amarshibhai Moradiya	BJP	120505	58%	37%
57	Vagra	222626	160180	Arunsinh Ajitsinh Rana	BJP	83036	52%	37%
58	Petlad	239480	170475	Kamleshbhai Rameshbhai Patel	BJP	89166	52%	37%
59	Bhavnagar East	265787	162596	Sejalben Rajivkumar Pandya	BJP	98707	61%	37%
60	Bharuch	293475	171819	Rameshbhai Narandas Mistry	BJP	108655	63%	37%
61	Halol	272955	198709	Jaydrathsinhji Parmar	BJP	100753	51%	37%
62	Asarwa (SC)	218031	124990	Darshna M. Vaghela	BJP	80155	64%	37%
63	Thakkarbapa Nagar	243219	136164	Kanchanben Vinubhai Radadiya	BJP	89409	66%	37%
64	Anjar	271012	175279	Chhanga Trikam Bijal	BJP	99076	57%	37%
65	Nikol	256737	151817	Jagdish Vishwakarma	BJP	93714	62%	37%
66	Modasa	270013	185745	Bhikhusinhji Chatusinhji Parmar	BJP	98475	53%	36%
67	Mahudha	252226	175414	Sanjaysinh Vijaysinh Mahida	BJP	91900	52%	36%
68	Anklav	225196	167358	Amit Chavda	INC	81512	49%	36%
69	Sankheda (ST)	276329	194744	Abhesinh Motibhai Tadvi	BJP	99387	51%	36%
70	Gandhinagar South	373233	245582	Alpesh Khodaji Thakor	BJP	134051	55%	36%
71	Una	267094	169773	Kalubhai Rathod	BJP	95860	56%	36%
72	Morva Hadaf (ST)	228379	141486	Suthar Nimishaben Manharsinh	BJP	81897	58%	36%
73	Dhanera	268775	204561	Mavjibhai Maganbhai Desai	IND	96053	47%	36%
74	Talaja	253514	156640	Gautambhai Chauhan	BJP	90255	58%	36%
75	Sanand	281351	194732	Kanubhai Karamshibhai Patel	BJP	100083	51%	36%
76	Mahuva (ST)	228911	169980	Mohanbhai Dhanjibhai Dhodiya	BJP	81383	48%	36%
77	Mahuva	243301	154607	Gohil Shivabhai Jerambhai	BJP	86463	56%	36%
78	Anand	314775	193924	Yogesh R. Patel (Bapji)	BJP	111859	58%	36%

S.No.	Constituency	Total Registered Votes	Total Valid Votes in The Constituency	Winner	Party	Votes Polled for Winners	% Vote share for Winner	% of Representativeness
79	Umreth	271084	186341	Govindbhai Rajibhai Parmar	BJP	95639	51%	35%
80	Wadhwan	300276	176168	Jagdishbhai Prabhubhai Makwana	BJP	105903	60%	35%
81	Mahesana	280610	176222	Patel Mukeshkumar D.	BJP	98816	56%	35%
82	Himatnagar	281243	204330	Vinendrasinh Dilipsinh Zala	BJP	98792	48%	35%
83	Vijapur	224334	159036	Dr. C. J. Chavda	INC	78749	50%	35%
84	Borsad	261434	182254	Solanki Ramanbhai Bhikhabhai	BJP	91772	50%	35%
85	Mandvi	257422	169426	Aniruddha Bhailal Dave	BJP	90303	53%	35%
86	Surat North	163187	96641	Kantibhai Himmatbhai Balar	BJP	57117	59%	35%
87	Jhagadia (ST)	258902	197456	Riteshkumar Ramanbhai Vasava	BJP	89933	46%	35%
88	Udhna	270686	148831	Manubhai M. Patel (Fogwa)	BJP	93999	63%	35%
89	Kalol-Gandhinagar	248084	174248	Thakor Laxmanji Punjaji (Bakaji)	BJP	86102	49%	35%
90	Radhanpur	302759	198308	Lavingji Muljiji Solanki	BJP	104512	53%	35%
91	Nizar (ST)	282604	222555	Dr. Jayrambhai Chemabhai Gamit	BJP	97461	44%	34%
92	Godhra	279537	186303	C.K. Raulji	BJP	96223	52%	34%
93	Karanj	176585	89389	Pravinbhai Manjibhai Ghoghari	BJP	60493	68%	34%
94	Kaprada (ST)	266808	213390	Jitubhai Harjibhai Chaudhari	BJP	90999	43%	34%
95	Dahegam	220800	152534	Chauhan Balrajsinh Kalyansinh	BJP	75133	49%	34%
96	Surat East	215029	139460	Arvind Shantilal Rana	BJP	73142	52%	34%
97	Vav	301960	226502	Thakor Geniben Nagaji	INC	102513	45%	34%
98	Kamrej	547625	330971	Praful Pansheriya	BJP	185585	56%	34%
99	Deesa	289567	215356	Pravinkumar Gordhanji Mali	BJP	98006	46%	34%
100	Patan	306170	206352	Kiritkumar Chimanlal Patel	INC	103505	50%	34%
101	Jamnagar North	263483	153726	Rivasinh Hardevsinh Solanki (Rivaba Ravindrasinh Jadeja)	BJP	88835	58%	34%
102	Sidhpur	271177	189216	Balvantsinh Chandansinh Rajput	BJP	91187	48%	34%
103	Palanpur	284560	180603	Aniket Girishbhai Thaker	BJP	95588	53%	34%
104	Matar	252269	177647	Kalpeshbhai Ashabhai Parmar	BJP	84295	47%	33%

S.No.	Constituency	Total Registered Votes	Total Valid Votes in The Constituency	Winner	Party	Votes Polled for Winners	% Vote share for Winner	% of Representativeness
105	Dholka	253730	170331	Kiritsinh Sardarsang Dabhi	BJP	84773	50%	33%
106	Dhandhuka	274021	166098	Kalubhai Rupabhai Dabhi	BJP	91528	55%	33%
107	Tankara	249508	178699	Durlabhjibhai Harakhjibhai Dethariya	BJP	83274	47%	33%
108	Dhrangadhra	309004	210380	Prakashbhai Parsotambhai Varmora	BJP	102844	49%	33%
109	Dharampur (ST)	251084	197802	Arvind Chhotubhai Patel	BJP	83544	42%	33%
110	Kodinar (SC)	234557	151413	Pradyuman Ganubhai Vaja	BJP	77794	51%	33%
111	Bhuj	291285	180225	Keshubhai Shivdas Patel	BJP	96582	54%	33%
112	Kankrej	291496	202088	Amrutji Motiji Thakor	INC	96624	48%	33%
113	Danta (ST)	257803	183417	Kantibhai Kalabhai Kharadi	INC	85134	46%	33%
114	Vejalpur	388858	227943	Amit Thaker	BJP	128049	56%	33%
115	Viramgam	302734	199754	Hardik Bharatbhai Patel	BJP	99155	50%	33%
116	Rajkot Rural (SC)	367459	227829	Bhanuben Manoharbhai Babariya	BJP	119695	53%	33%
117	Dangs (ST)	193328	131542	Vijaybhai Rameshbhai Patel	BJP	62533	48%	32%
118	Bhavnagar West	264508	161650	Jitendrabhai Savajibhai Vaghani	BJP	85188	53%	32%
119	Vadgam (SC)	295281	197420	Jignesh Mevani	INC	94765	48%	32%
120	Balasinor	288257	182243	Mansinh Kohyabhai Chauhan	BJP	92501	51%	32%
121	Gandhinagar North	253826	157327	Ritaben Ketankumar Patel	BJP	80623	51%	32%
122	Jetpur (ST)	271060	181008	Rathwa Jayantibhai Savjibhai	BJP	86041	48%	32%
123	Amraiwadi	296475	159361	Dr. Hasmukh Patel	BJP	93994	59%	32%
124	Abdasa	253244	163172	Jadeja Pradhyumansinh Mahipatsinh	BJP	80195	49%	32%
125	Vaghodia	246575	182659	Dharmendrasinh Ranubha Vaghela (Bapu)	IND	77905	43%	32%
126	Amreli	283728	162215	Kaushik Kantibhai Vekariya	BJP	89034	55%	31%
127	Jamjodhpur	227526	150453	Ahir Hemantbhai Hardasbhai	AAP	71397	47%	31%
128	Limbayat	305298	179057	Sangitaben Rajendra Patil	BJP	95696	53%	31%
129	Jamnagar Rural	253496	162780	Patel Raghavjibhai Hansrajibhai	BJP	79439	49%	31%
130	Vyara (ST)	223091	171224	Kokani Mohanbhai Dhedabhai	BJP	69633	41%	31%

S.No.	Constituency	Total Registered Votes	Total Valid Votes in The Constituency	Winner	Party	Votes Polled for Winners	% Vote share for Winner	% of Representativeness
131	Limkheda (ST)	222938	150488	Bhabhor Shaileshbhai Sumanbhai	BJP	69417	46%	31%
132	Varachha Road	215924	121908	Kishor Kanani (Kumar)	BJP	67206	55%	31%
133	Porbandar	266061	166233	Arjunbhai Devabhai Modhwadia	INC	82056	49%	31%
134	Jhalod (ST)	271793	160953	Maheshbhai Somjibhai Bhuriya	BJP	82745	51%	30%
135	Mandvi (ST)	246866	189602	Kunvarjibhai Narsinhbhai Halpati	BJP	74502	39%	30%
136	Nandod (ST)	235179	177517	Dr. Darshna Chandubhai Deshmukh(Vasava)	BJP	70543	40%	30%
137	Khambhat	233420	158659	Chiragkumar Arvindbhai Patel	INC	69069	44%	30%
138	Chanasma	292322	186118	Thakor Dineshbhai Ataji	INC	86406	46%	30%
139	Junagadh	287721	162707	Sanjay Sukhabhai Koradia	BJP	84616	52%	29%
140	Dariapur	209909	125366	Kaushikbhai Sukhlal Jain	BJP	61490	49%	29%
141	Palitana	280549	167255	Bhikhabhai Ravajibhai Baraiya	BJP	81568	49%	29%
142	Lathi	223663	132060	Janakbhai Talaviya	BJP	64866	49%	29%
143	Rajkot East	297585	185848	Uday Kangad	BJP	86194	46%	29%
144	Dasada (SC)	264512	167584	P.K.Parmar	BJP	76344	46%	29%
145	Bhiloda (ST)	314883	207223	P.C.Baranda	BJP	90396	44%	29%
146	Wankaner	281413	202972	Jitendra Kantilal Somani	BJP	80677	40%	29%
147	Bapunagar	207461	121724	Dineshsinh Rajendrasinh Kushwaha	BJP	59465	49%	29%
148	Rajula	274785	179621	Hirabhai Odhavjibhai Solanki	BJP	78482	44%	29%
149	Limbdi	287638	183762	Kiritsinh Jitubha Rana	BJP	81765	44%	28%
150	Somnath	263031	193263	Chudasama Vimalbhai Kanabhai	INC	73819	38%	28%
151	Padra	238166	183521	Chaitanyasinh Pratapsinh Zala	BJP	66226	36%	28%
152	Chhota Udaipur (ST)	271496	173800	Rajendrasinh Mohansinh Rathva	BJP	75129	43%	28%
153	Botad	291268	187215	Makwana Umeshbhai Naranbhai	AAP	80581	43%	28%
154	Talala	234872	150076	Bhagabhai Dhanabhai Barad	BJP	64788	43%	28%
155	Bayad	245651	172580	Dhavalasinh Narendrasinh Zala	IND	67078	39%	27%
156	Chotila	261645	167079	Chauhan Shamajibhai Bhimajibhai	BJP	71039	43%	27%

S.No.	Constituency	Total Registered Votes	Total Valid Votes in The Constituency	Winner	Party	Votes Polled for Winners	% Vote share for Winner	% of Representativeness
157	Becharaji	257864	162656	Dr. Thakor Sukhaji Somaji	BJP	69872	43%	27%
158	Rapar	247644	145034	Virendrasinh Bahadursinh Jadeja	BJP	66961	46%	27%
159	Kutiyana	225801	129401	Kandhalbhai Sarmanbhai Jadeja	SP	60744	47%	27%
160	Jamalpur-Khadia	217923	127476	Imran Khedawala	INC	58487	46%	27%
161	Gariadhar	228863	140221	Sudhirbhai Vaghani	AAP	60944	43%	27%
162	Gandhidham (SC)	315272	151665	Malti Kishor Maheshwari	BJP	83760	55%	27%
163	Mangrol	230509	147766	Kargatiya Bhagvanjibhai Lakhabhai	BJP	60896	41%	26%
164	Dahod (ST)	278665	166894	Kanaiyalal Bachubhai Kishori	BJP	72660	44%	26%
165	Manavadar	248514	153497	Arvindbhai Jinabhai Ladani	INC	64690	42%	26%
166	Danilimda (SC)	266586	156649	Shailesh Manubhai Parmar	INC	69130	44%	26%
167	Khambhalia	302603	190017	Ayar Mulubhai Hardasbhai Bera	BJP	77834	41%	26%
168	Visavadar	259224	146562	Bhupendrabhai Gandubhai Bhayani	AAP	66210	45%	26%
169	Kalavad (SC)	233326	131119	Chavda Meghjibhai Amarabhai	BJP	59292	45%	25%
170	Dwarka	292654	180201	Pabubha Virambha Manek	BJP	74018	41%	25%
171	Savarkundla	254268	138582	Kaswala Mahesh	BJP	63757	46%	25%
172	Lunawada	288180	183960	Gulabsinh Somsinh Chauhan	INC	72087	39%	25%
173	Jasdan	256345	161358	Kunvarjibhai Mohanbhai Bavaliya	BJP	63808	40%	25%
174	Dhoraji	268514	155049	Dr. Mahendrabhai Padalia	BJP	66430	43%	25%
175	Kheralu	224294	152787	Sardarbhai	BJP	55460	36%	25%
176	Gadhada (SC)	263850	136353	Mahant Shambhunath Tundiya	BJP	64386	47%	24%
177	Khedbrahma (ST)	283073	206174	Dr.Tushar Amarsinh Chaudhary	INC	67349	33%	24%
178	Fatepura (ST)	254981	139267	Katara Rameshbhai Bhurabhai	BJP	59581	43%	23%
179	Keshod	246388	154637	Devabhai Punjabhai Malam	BJP	55802	36%	23%
180	Garbada (ST)	290463	146709	Mahendrabhai Bhabhor	BJP	62427	43%	21%
181	Santrampur (ST)	238500	142808	Dr. Kuberbhai Mansukhbhai Dindor	BJP	49964	35%	21%
182	Dhari	223037	119147	Kakadiya Jaysukhbhai Vallabhbbhai (Kakadiya J.V.)	BJP	46466	39%	21%

Table: Vote Share and Representativeness of Winners

Vote Share and Margin of Victory of Winners in Gujarat Assembly Elections 2022

S.No.	Constituency	Total Valid Votes in The Constituency	Winner	Party	Votes Polled for Winner	% Vote share for Winner	Runners Up	Party	Votes Polled for Runners up	% of Votes Polled for Runners up	Margin of Victory	% Margin of Victory	Votes Polled for NOTA	Votes Polled for NOTA %
1	RAPAR	145034	Virendrasinh Bahadursinh Jadeja	BJP	66961	46.17%	Bhachubhai Dharamshi Aarethiya	INC	66384	45.77%	577	0.40%	3942	2.72%
2	SOMNATH	193263	Chudasama Vimalbhai Kanabhai	INC	73819	38.20%	Mansinghbhai Meramanbhai Parmar	BJP	72897	37.72%	922	0.48%	1530	0.79%
3	CHANASMA	186118	Thakor Dineshbhai Ataji	INC	86406	46.43%	Dilipkumar Virajibhai Thakor	BJP	85002	45.67%	1404	0.75%	3293	1.77%
4	KHEDBRAHMA (ST)	206174	Dr.Tushar Amarsinh Chaudhary	INC	67349	32.67%	Ashvin Kotval	BJP	65685	31.86%	1664	0.81%	7331	3.56%
5	DASADA (SC)	167584	P.K.Parmar	BJP	76344	45.56%	Naushad Solanki	INC	74165	44.26%	2179	1.30%	3147	1.88%
6	ANKLAV	167358	Amit Chavda	INC	81512	48.71%	Gulabsinh Ratansinh Padhiyar	BJP	78783	47.07%	2729	1.63%	2692	1.61%
7	BOTAD	187215	Makwana Umeshbhai Naranbhai	AAP	80581	43.04%	Ghanshyambhai Pragjibhai Virani	BJP	77802	41.56%	2779	1.48%	2433	1.30%
8	SIDHPUR	189216	Balvantsinh Chandansinh Rajput	BJP	91187	48.19%	Chandanji Talaji Thakor	INC	88373	46.70%	2814	1.49%	1857	0.98%
9	MANAVADAR	153497	Arvindbhai Jinabhai Ladani	INC	64690	42.14%	Jawaharbhai Pethalajibhai Chavda	BJP	61237	39.89%	3453	2.25%	1568	1.02%
10	SAVARKUNDLA	138582	Kaswala Mahesh	BJP	63757	46.01%	Pratap Dudhat	INC	60265	43.49%	3492	2.52%	2520	1.82%
11	LIMKHEDA (ST)	150488	Bhabhor Shaileshbhai Sumanbhai	BJP	69417	46.13%	Baria Nareshbhai Punabhai	AAP	65754	43.69%	3663	2.43%	2357	1.57%
12	KHAMBHAT	158659	Chiragkumar Arvindbhai Patel	INC	69069	43.53%	Maheshkumar Kanaiyalal Raval (Mayur Raval)	BJP	65358	41.19%	3711	2.34%	2590	1.63%
13	KHERALU	152787	Sardarbhai	BJP	55460	36.30%	Desai Mukeshkumar	INC	51496	33.70%	3964	2.59%	2648	1.73%

S.No.	Constituency	Total Valid Votes in The Constituency	Winner	Party	Votes Polled for Winner	% Vote share for Winner	Runners Up	Party	Votes Polled for Runners up	% of Votes Polled for Runners up	Margin of Victory	% Margin of Victory	Votes Polled for NOTA	Votes Polled for NOTA %
14	KESHOD	154637	Devabhai Punjabhai Malam	BJP	55802	36.09%	Hirabhai Arjanbhai Jotva	INC	51594	33.36%	4208	2.72%	1719	1.11%
15	GARIADHAR	140221	Sudhirbhai Vaghani	AAP	60944	43.46%	Nakrani Keshubhai Hirjibhai	BJP	56125	40.03%	4819	3.44%	1491	1.06%
16	VADGAM (SC)	197420	Jignesh Mevani	INC	94765	48.00%	Manibhai Jethabhai Vaghela	BJP	89837	45.51%	4928	2.50%	2877	1.46%
17	KANKREJ	202088	Amrutji Motiji Thakor	INC	96624	47.81%	Vaghela Kirtisinh Prabhatsinh	BJP	91329	45.19%	5295	2.62%	3811	1.89%
18	DWARKA	180201	Pabubha Virambha Manek	BJP	74018	41.08%	Ahir Mulubhai Ranmalbhai Kandoriya	INC	68691	38.12%	5327	2.96%	2919	1.62%
19	DARIAPUR	125366	Kaushikbhai Sukhlal Jain	BJP	61490	49.05%	Gyasuddin Habibuddeen Shaikh	INC	56005	44.67%	5485	4.38%	1290	1.03%
20	KALOL- GANDHINAGAR	174248	Thakor Laxmanji Punjaji (Bakaji)	BJP	86102	49.41%	Baldevji Chanduji Thakor	INC	80369	46.12%	5733	3.29%	2394	1.37%
21	BAYAD	172580	Dhavalsinh Narendrasinh Zala	IND	67078	38.87%	Bhikhiben Girvatsinh Parmar	BJP	61260	35.50%	5818	3.37%	2304	1.34%
22	PADRA	183521	Chaitanyasinh Pratapsinh Zala	BJP	66226	36.09%	Jashpalsinh Mahendrasinh Padhiyar	INC	60048	32.72%	6178	3.37%	2071	1.13%
23	DANTA (ST)	183417	Kantibhai Kalabhai Kharadi	INC	85134	46.42%	Parghi Latubhai Chandabhai	BJP	78807	42.97%	6327	3.45%	5213	2.84%
24	VIJAPUR	159036	Dr. C. J. Chavda	INC	78749	49.52%	Ramanbhai D. Patel(Starline)	BJP	71696	45.08%	7053	4.43%	2059	1.29%
25	VISAVADAR	146562	Bhupendrabhai Gandubhai Bhayani	AAP	66210	45.18%	Harshadkumar Madhavjibhai Ribadiya	BJP	59147	40.36%	7063	4.82%	1765	1.20%
26	PORBANDAR	166233	Arjunbhai Devabhai Modhwadia	INC	82056	49.36%	Babubhai Bhimabhai Bokhiriya	BJP	73875	44.44%	8181	4.92%	2769	1.67%

S.No.	Constituency	Total Valid Votes in The Constituency	Winner	Party	Votes Polled for Winner	% Vote share for Winner	Runners Up	Party	Votes Polled for Runners up	% of Votes Polled for Runners up	Margin of Victory	% Margin of Victory	Votes Polled for NOTA	Votes Polled for NOTA %
27	DHARI	119147	Kakadiya Jaysukhbhai Vallabhbhai (Kakadiya J.V.)	BJP	46466	39.00%	Satasiya Kantibhai Shambhubhai	AAP	37749	31.68%	8717	7.32%	1845	1.55%
28	HIMATNAGAR	204330	Vinendrasinh Dilipsinh Zala	BJP	98792	48.35%	Kamleshkumar Jayantibhai Patel	INC	89932	44.01%	8860	4.34%	2456	1.20%
29	ABDASA	163172	Jadeja Pradhyumansinh Mahipatsinh	BJP	80195	49.15%	Jat Mamad Jung	INC	70764	43.37%	9431	5.78%	2942	1.80%
30	TANKARA	178699	Durlabhjibhai Harakhjibhai Dethariya	BJP	83274	46.60%	Kagathara Lalitbhai	INC	73018	40.86%	10256	5.74%	1993	1.12%
31	JAMJODHPUR	150453	Ahir Hemantbhai Hardasbhai	AAP	71397	47.45%	Chimanbhai Sapariya	BJP	60994	40.54%	10403	6.91%	1543	1.03%
32	RAJULA	179621	Hirabhai Odhavjibhai Solanki	BJP	78482	43.69%	Ambarishkumar Jivabhai Der	INC	68019	37.87%	10463	5.83%	2829	1.57%
33	BORSAD	182254	Solanki Ramanbhai Bhikhabhai	BJP	91772	50.35%	Parmar Rajendrasinh Dhirsinh	INC	80607	44.23%	11165	6.13%	2093	1.15%
34	BECHARAJI	162656	Dr. Thakor Sukhaji Somaji	BJP	69872	42.96%	Thakor Amrutji(Bhopaji) Babuji	INC	58586	36.02%	11286	6.94%	2466	1.52%
35	BAPUNAGAR	121724	Dineshsinh Rajendrasinh Kushwaha	BJP	59465	48.85%	Himmatsinh Patel	INC	47395	38.94%	12070	9.92%	871	0.72%
36	DHORAJI	155049	Dr. Mahendrabhai Padalia	BJP	66430	42.84%	Lalit Vasoya	INC	54182	34.95%	12248	7.90%	1620	1.04%
37	DHOLKA	170331	Kiritsinh Sardarsang Dabhi	BJP	84773	49.77%	Ashvinbhai Kamshubhai Rathod	INC	71368	41.90%	13405	7.87%	2325	1.36%
38	VAGRA	160180	Arunsinh Ajitsinh Rana	BJP	83036	51.84%	Suleman Patel	INC	69584	43.44%	13452	8.40%	2421	1.51%

S.No.	Constituency	Total Valid Votes in The Constituency	Winner	Party	Votes Polled for Winner	% Vote share for Winner	Runners Up	Party	Votes Polled for Runners up	% of Votes Polled for Runners up	Margin of Victory	% Margin of Victory	Votes Polled for NOTA	Votes Polled for NOTA %
39	DANILIMDA (SC)	156649	Shailesh Manubhai Parmar	INC	69130	44.13%	Nareshbhai Shankarbhai Vyas	BJP	55643	35.52%	13487	8.61%	2181	1.39%
40	JAMALPUR-KHADIA	127476	Imran Khedawala	INC	58487	45.88%	Bhushan Ashok Bhatt	BJP	44829	35.17%	13658	10.71%	1534	1.20%
41	VAGHODIA	182659	Dharmendrasinh Ranubha Vaghela (Bapu)	IND	77905	42.65%	Ashvinbhai Natvarbhai Patel (Kaka)	BJP	63899	34.98%	14006	7.67%	2622	1.44%
42	SURAT EAST	139460	Arvind Shantilal Rana	BJP	73142	52.45%	Aslam Firozabhai Cyclewala	INC	59125	42.40%	14017	10.05%	1494	1.07%
43	SANTRAMPUR (ST)	142808	Dr. Kuberabhai Mansukhbhai Dindor	BJP	49964	34.99%	Gendalbhai Motibhai Damor	INC	34387	24.08%	15577	10.91%	3039	2.13%
44	VAV	226502	Thakor Geniben Nagaji	INC	102513	45.26%	Thakor Swarupji Sardarji	BJP	86912	38.37%	15601	6.89%	3997	1.76%
45	KALAVAD (SC)	131119	Chavda Meghajibhai Amarabhai	BJP	59292	45.22%	Dr. Jignesh Solanki	AAP	43442	33.13%	15850	12.09%	2127	1.62%
46	MATAR	177647	Kalpeshbhai Ashabhai Parmar	BJP	84295	47.45%	Sanjaybhai Haribhai Patel	INC	68444	38.53%	15851	8.92%	2777	1.56%
47	JASDAN	161358	Kunvarajibhai Mohanbhai Bavaliya	BJP	63808	39.54%	Tejasbhai Bhikhabhai Gajipara	AAP	47636	29.52%	16172	10.02%	2073	1.28%
48	DAHEGAM	152534	Chauhan Balrajsinh Kalyansinh	BJP	75133	49.26%	Chauhan Vakhatsinh Amarasinh	INC	58960	38.65%	16173	10.60%	2689	1.76%
49	VARACHHA ROAD	121908	Kishor Kanani (Kumar)	BJP	67206	55.13%	Alpesh Kathiriya	AAP	50372	41.32%	16834	13.81%	878	0.72%
50	PATAN	206352	Kiritkumar Chimanlal Patel	INC	103505	50.16%	Dr. Rajulben Desai	BJP	86328	41.84%	17177	8.32%	2481	1.20%

S.No.	Constituency	Total Valid Votes in The Constituency	Winner	Party	Votes Polled for Winner	% Vote share for Winner	Runners Up	Party	Votes Polled for Runners up	% of Votes Polled for Runners up	Margin of Victory	% Margin of Victory	Votes Polled for NOTA	Votes Polled for NOTA %
51	PETLAD	170475	Kamleshbhai Rameshbhai Patel	BJP	89166	52.30%	Dr. Prakash Budhabhai Parmar	INC	71212	41.77%	17954	10.53%	2434	1.43%
52	MANDVI (ST)	189602	Kunvarjibhai Narsinhbhai Halpati	BJP	74502	39.29%	Anandbhai Mohanbhai Chaudhari	INC	56393	29.74%	18109	9.55%	2902	1.53%
53	KHAMBHALIA	190017	Ayar Mulubhai Hardasbhai Bera	BJP	77834	40.96%	Isudan Gadhvi	AAP	59089	31.10%	18745	9.86%	2582	1.36%
54	KODINAR (SC)	151413	Pradyuman Ganubhai Vaja	BJP	77794	51.38%	Makvana Maheshbhai Jethabhai	INC	58408	38.58%	19386	12.80%	2025	1.34%
55	FATEPURA (ST)	139267	Katara Rameshbhai Bhurabhai	BJP	59581	42.78%	Govindbhai Dalabhai Parmar	AAP	40050	28.76%	19531	14.02%	4327	3.11%
56	DANGS (ST)	131542	Vijaybhai Rameshbhai Patel	BJP	62533	47.54%	Patel Mukeshbhai Chandarbhai	INC	42859	32.58%	19674	14.96%	1910	1.45%
57	WANKANER	202972	Jitendra Kantilal Somani	BJP	80677	39.75%	Mahmadjavid Abdulmutlib Pirzada	INC	60722	29.92%	19955	9.83%	2473	1.22%
58	TALALA	150076	Bhagabhai Dhanabhai Barad	BJP	64788	43.17%	Solanki Devendrabhai Kanjibhai	AAP	44733	29.81%	20055	13.36%	1486	0.99%
59	DABHOI	170821	Shaileshbhai Kanaiyalal Mehta (Shailesh Sotta)	BJP	88846	52.01%	Balkrishnabhai Naranbhai Patel (Dholar)	INC	68370	40.02%	20476	11.99%	2655	1.55%
60	VYARA (ST)	171224	Kokani Mohanbhai Dhedabhai	BJP	69633	40.67%	Bipinchandra Khushalbhai Chaudhari	AAP	47513	27.75%	22120	12.92%	3779	2.21%
61	RADHANPUR	198308	Lavingji Muljiji Solanki	BJP	104512	52.70%	Raghubhai Merajbhai Desai	INC	82045	41.37%	22467	11.33%	3571	1.80%

S.No.	Constituency	Total Valid Votes in The Constituency	Winner	Party	Votes Polled for Winner	% Vote share for Winner	Runners Up	Party	Votes Polled for Runners up	% of Votes Polled for Runners up	Margin of Victory	% Margin of Victory	Votes Polled for NOTA	Votes Polled for NOTA %
62	MANGROL	147766	Kargatiya Bhagvanjibhai Lakhabhai	BJP	60896	41.21%	Babubhai Kalabhai Vaja	INC	38395	25.98%	22501	15.23%	1760	1.19%
63	LIMBDI	183762	Kiritsinh Jitubha Rana	BJP	81765	44.50%	Mayurbhai Merabhai Sakariya	AAP	58619	31.90%	23146	12.60%	2645	1.44%
64	NIZAR (ST)	222555	Dr.Jayrambhai Chemabhai Gamit	BJP	97461	43.79%	Sunilbhai Ratanjibhai Gamit	INC	74301	33.39%	23160	10.41%	4465	2.01%
65	JHAGADIA (ST)	197456	Riteshkumar Ramanbhai Vasava	BJP	89933	45.55%	Vasava Chhotubhai Amarsinh	IND	66433	33.64%	23500	11.90%	3012	1.53%
66	CHOTILA	167079	Chauhan Shamajibhai Bhimajibhai	BJP	71039	42.52%	Karpada Rajubhai Merambhai	AAP	45397	27.17%	25642	15.35%	2582	1.55%
67	MAHUDHA	175414	Sanjaysinh Vijaysinh Mahida	BJP	91900	52.39%	Indrajitsinh Natvarsinh Parmar	INC	66211	37.75%	25689	14.64%	2533	1.44%
68	GANDHINAGAR NORTH	157327	Ritaben Ketankumar Patel	BJP	80623	51.25%	Virendrasinh Mafaji Vaghela (Ajitsinh-Vasan)	INC	54512	34.65%	26111	16.60%	2613	1.66%
69	KARJAN	153159	Akshaykumar Ishvarbhai Patel	BJP	83748	54.68%	Priteshkumar Janakbhai Patel (Pintu Patel Vemardi)	INC	57442	37.50%	26306	17.18%	2293	1.50%
70	THARAD	217238	Shankarbhai Lagdhirbhai Chaudhary	BJP	117891	54.27%	Gulabsinh Pirabhai Rajput	INC	91385	42.07%	26506	12.20%	3466	1.60%
71	LUNAWADA	183960	Gulabsinh Somsinh Chauhan	INC	72087	39.19%	Sevak Jigneshkumar Ambalal	BJP	45467	24.72%	26620	14.47%	3288	1.79%
72	GADHADA (SC)	136353	Mahant Shambhunath Tundiya	BJP	64386	47.22%	Parmar Rameshbhai Parbhubhai	AAP	37692	27.64%	26694	19.58%	2031	1.49%
73	KUTIYANA	129401	Kandhalbhai Sarmanbhai Jadeja	SP	60744	46.94%	Dheliben Maldebhai Odedara	BJP	34032	26.30%	26712	20.64%	1963	1.52%

S.No.	Constituency	Total Valid Votes in The Constituency	Winner	Party	Votes Polled for Winner	% Vote share for Winner	Runners Up	Party	Votes Polled for Runners up	% of Votes Polled for Runners up	Margin of Victory	% Margin of Victory	Votes Polled for NOTA	Votes Polled for NOTA %
74	UMRETH	186341	Govindbhai Rajibhai Parmar	BJP	95639	51.32%	Jayant Patel(Boskey)	NCP	68922	36.99%	26717	14.34%	3857	2.07%
75	PALANPUR	180603	Aniket Girishbhai Thaker	BJP	95588	52.93%	Maheshkumar Amrutlal Patel	INC	68608	37.99%	26980	14.94%	2702	1.50%
76	JAMBUSAR	164207	Devkishordasji Bhaktisvarupdasji Swami	BJP	91533	55.74%	Sanjaybhai Jesangbhai Solanki	INC	64153	39.07%	27380	16.67%	2273	1.38%
77	PALITANA	167255	Bhikhabhai Ravajibhai Baraiya	BJP	81568	48.77%	Rathod Pravinbhai Jinabhai	INC	53991	32.28%	27577	16.49%	1930	1.15%
78	GARBADA (ST)	146709	Mahendrabhai Bhabhor	BJP	62427	42.55%	Chandrikaben Bariya	INC	34602	23.59%	27825	18.97%	4152	2.83%
79	KADI (SC)	200279	Karsanbhai Punjabhai Solanki	BJP	107052	53.45%	Pravinbhai Ganpatbhai Parmar	INC	78858	39.37%	28194	14.08%	2505	1.25%
80	NANDOD (ST)	177517	Dr. Darshna Chandubhai Deshmukh(Vasava)	BJP	70543	39.74%	Hareshbhai Jayantibhai Vasava	INC	42341	23.85%	28202	15.89%	3104	1.75%
81	RAJKOT EAST	185848	Uday Kangad	BJP	86194	46.38%	Indranil Rajguru	INC	57559	30.97%	28635	15.41%	2794	1.50%
82	BHILODA (ST)	207223	P.C.Baranda	BJP	90396	43.62%	Rupsibhai Babubhai Bhagora	AAP	61628	29.74%	28768	13.88%	2916	1.41%
83	LATHI	132060	Janakbhai Talaviya	BJP	64866	49.12%	Virjibhai Thummar	INC	35592	26.95%	29274	22.17%	2040	1.54%
84	DAHOD (ST)	166894	Kanaiyalal Bachubhai Kishori	BJP	72660	43.54%	Harshadbhai Valchandbhai Ninama	INC	43310	25.95%	29350	17.59%	3046	1.83%
85	CHHOTA UDAIPUR (ST)	173800	Rajendrasinh Mohansinh Rathva	BJP	75129	43.23%	Rathwa Sangramsinh Naranbhai	INC	45679	26.28%	29450	16.94%	5093	2.93%
86	SOJITRA	154604	Patel Vipulkumar Vinubhai	BJP	87300	56.47%	Poonambhai Madhabhai Parmar	INC	57781	37.37%	29519	19.09%	2766	1.79%

S.No.	Constituency	Total Valid Votes in The Constituency	Winner	Party	Votes Polled for Winner	% Vote share for Winner	Runners Up	Party	Votes Polled for Runners up	% of Votes Polled for Runners up	Margin of Victory	% Margin of Victory	Votes Polled for NOTA	Votes Polled for NOTA %
87	MAHUVA	154607	Gohil Shivabhai Jerambhai	BJP	86463	55.92%	Dr. Kanubhai V. Kalsaria	INC	55991	36.22%	30472	19.71%	2619	1.69%
88	SANKHEDA (ST)	194744	Abhesinh Motibhai Tadv	BJP	99387	51.03%	Dhirubhai Chunilal Bhil	INC	68713	35.28%	30674	15.75%	4143	2.13%
89	MAHUVA (ST)	169980	Mohanbhai Dhanjibhai Dhodiya	BJP	81383	47.88%	Garasiya Hemangini Dipakkumar	INC	49875	29.34%	31508	18.54%	3131	1.84%
90	KAPADVANI	207578	Zala Rajeshkumar Maganbhai	BJP	112036	53.97%	Kalabhai Rajibhai Dabhi	INC	80158	38.62%	31878	15.36%	3223	1.55%
91	KAPRADA (ST)	213390	Jitubhai Harjibhai Chaudhari	BJP	90999	42.64%	Vasantbhai Barjulbhai Patel	INC	58031	27.19%	32968	15.45%	4020	1.88%
92	DHRANGADHRA	210380	Prakashbhai Parsotambhai Varmora	BJP	102844	48.88%	Gunjariya Chhatrasinh Shankarbhai	INC	69871	33.21%	32973	15.67%	3613	1.72%
93	DHARAMPUR (ST)	197802	Arvind Chhotubhai Patel	BJP	83544	42.24%	Kamleshbhai Ghelabhai Patel	AAP	50217	25.39%	33327	16.85%	4189	2.12%
94	SURAT NORTH	96641	Kantibhai Himmatbhai Balar	BJP	57117	59.10%	Mahendra Navadiya	AAP	22824	23.62%	34293	35.48%	831	0.86%
95	DHANDHUKA	166098	Kalubhai Rupabhai Dabhi	BJP	91528	55.10%	Harpalsinh Jagdevsinh Chudasama	INC	57202	34.44%	34326	20.67%	2893	1.74%
96	VISNAGAR	160335	Rushikesh Ganeshbhai Patel	BJP	88356	55.11%	Kiritbhai Ishvarbhai Patel	INC	53951	33.65%	34405	21.46%	2325	1.45%
97	MODASA	185745	Bhikhusinhji Chatursinhji Parmar	BJP	98475	53.02%	Thakor Rajendrasinh Shvishinh	INC	63687	34.29%	34788	18.73%	2585	1.39%
98	BANSDA (ST)	236767	Anantkumar Hasmukhbhai Patel	INC	124477	52.57%	Piyushkumar Kantilal Patel	BJP	89444	37.78%	35033	14.80%	3803	1.61%

S.No.	Constituency	Total Valid Votes in The Constituency	Winner	Party	Votes Polled for Winner	% Vote share for Winner	Runners Up	Party	Votes Polled for Runners up	% of Votes Polled for Runners up	Margin of Victory	% Margin of Victory	Votes Polled for NOTA	Votes Polled for NOTA %
99	GODHRA	186303	C.K.Raulji	BJP	96223	51.65%	Rashmitaben Dushyantsinh Chauhan	INC	61025	32.76%	35198	18.89%	3548	1.90%
100	JHALOD (ST)	160953	Maheshbhai Somjibhai Bhuriya	BJP	82745	51.41%	Anilbhai Somabhai Garasiya	AAP	47523	29.53%	35222	21.88%	4646	2.89%
101	SANAND	194732	Kanubhai Karamshibhai Patel	BJP	100083	51.40%	Patel Rameshbhai Balabhai	INC	64714	33.23%	35369	18.16%	2528	1.30%
102	DHANERA	204561	Mavjibhai Maganbhai Desai	IND	96053	46.96%	Bhagvanbhai Hajabhai Patel	BJP	60357	29.51%	35696	17.45%	3811	1.86%
103	KARANJ	89389	Pravinbhai Manjibhai Ghoghari	BJP	60493	67.67%	Manoj Sorathiya	AAP	24519	27.43%	35974	40.24%	756	0.85%
104	SAVLI	174653	Inamdar Ketanbhai Mahendrabha i	BJP	102004	58.40%	Kuldipsinh Udesinh Raulji(Vakil)	INC	65078	37.26%	36926	21.14%	1594	0.91%
105	ANJAR	175279	Chhanga Trikam Bijal	BJP	99076	56.52%	Dangar Rameshbhai Shamjibhai	INC	61367	35.01%	37709	21.51%	2485	1.42%
106	JETPUR (ST)	181008	Rathwa Jayantibhai Savjibhai	BJP	86041	47.53%	Rathwa Radhikaben Amarsinghbhai	AAP	48262	26.66%	37779	20.87%	4598	2.54%
107	GANDHIDHAM (SC)	151665	Malti Kishor Maheshwari	BJP	83760	55.23%	Bharatbhai Veljibhai Solanki	INC	45929	30.28%	37831	24.94%	3105	2.05%
108	DEODAR	192603	Keshaji Shivaji Chauhan	BJP	109123	56.66%	Shivabhai Amarabhai Bhuriya	INC	70709	36.71%	38414	19.94%	3071	1.59%
109	MANSA	165537	Jayantibhai Somabhai Patel (J.S. Patel)	BJP	98144	59.29%	Babusinhji Mohansinhji Thakor	INC	58878	35.57%	39266	23.72%	2232	1.35%
110	IDAR (SC)	206538	Ramanlal Ishwarlal Vora	BJP	113921	55.16%	Ramabhai Virchandbhai Solanki	INC	74481	36.06%	39440	19.10%	3568	1.73%

S.No.	Constituency	Total Valid Votes in The Constituency	Winner	Party	Votes Polled for Winner	% Vote share for Winner	Runners Up	Party	Votes Polled for Runners up	% of Votes Polled for Runners up	Margin of Victory	% Margin of Victory	Votes Polled for NOTA	Votes Polled for NOTA %
111	JUNAGADH	162707	Sanjay Sukhabhai Koradia	BJP	84616	52.01%	Joshi Bhikhabhai Galabhai	INC	44360	27.26%	40256	24.74%	2002	1.23%
112	DEDIAPADA (ST)	185136	Chaitarbhai Damjibhai Vasava	AAP	103433	55.87%	Hiteshkumar Devjibhai Vasava	BJP	63151	34.11%	40282	21.76%	2974	1.61%
113	ANKLESHWAR	160688	Ishwarsinh Thakorbhai Patel	BJP	96405	60.00%	Vijaysinh Thakorbhai Patel (Vallabhdas)	INC	55964	34.83%	40441	25.17%	2327	1.45%
114	ANAND	193924	Yogesh R. Patel (Bapji)	BJP	111859	57.68%	Kantibhai Sodha Parmar (Bhagat)	INC	70236	36.22%	41623	21.46%	2157	1.11%
115	BHAVNAGAR WEST	161650	Jitendrabhai Savajibhai Vaghani	BJP	85188	52.70%	Kishorsinh Kumbhajibhai Gohil	INC	43266	26.77%	41922	25.93%	2417	1.50%
116	DEESA	215356	Pravinkumar Gordhanji Mali	BJP	98006	45.51%	Sanjaykumar Govabhai Rabari	INC	55359	25.71%	42647	19.80%	2851	1.32%
117	HALOL	198709	Jaydrathsinhji Parmar	BJP	100753	50.70%	Ramchandra Baria	IND	58048	29.21%	42705	21.49%	3460	1.74%
118	GANDHINAGAR SOUTH	245582	Alpesh Khodaji Thakor	BJP	134051	54.59%	Dr. Himanshu Patel (Adalaj)	INC	90987	37.05%	43064	17.54%	4442	1.81%
119	AMRAIWADI	159361	Dr. Hasmukh Patel	BJP	93994	58.98%	Dharmendrabhai Shantilal Patel	INC	50722	31.83%	43272	27.15%	1224	0.77%
120	TALAJA	156640	Gautambhai Chauhan	BJP	90255	57.62%	Kanubhai Baraiya	INC	46949	29.97%	43306	27.65%	2482	1.58%
121	GONDAL	144666	Geetaba Jayrajsinh Jadeja	BJP	86062	59.49%	Desai Yatish Govindlal	INC	42749	29.55%	43313	29.94%	2164	1.50%
122	UNA	169773	Kalubhai Rathod	BJP	95860	56.46%	Vansh Punjabhai	INC	52334	30.83%	43526	25.64%	3092	1.82%
123	DEVGADHBARI A	194839	Khabad Bachubhai Maganbhai	BJP	113527	58.27%	Vakhala Bharatsinh Pratapbhai	AAP	69326	35.58%	44201	22.69%	4821	2.47%

S.No.	Constituency	Total Valid Votes in The Constituency	Winner	Party	Votes Polled for Winner	% Vote share for Winner	Runners Up	Party	Votes Polled for Runners up	% of Votes Polled for Runners up	Margin of Victory	% Margin of Victory	Votes Polled for NOTA	Votes Polled for NOTA %
124	MEHMEDABA D	182300	Arjunsinh Udesinh Chauhan	BJP	108541	59.54%	Juvansinh Gandabhai Chauhan	INC	62937	34.52%	45604	25.02%	3535	1.94%
125	MAHESANA	176222	Patel Mukeshkumar D.	BJP	98816	56.07%	P.K. Patel	INC	53022	30.09%	45794	25.99%	2449	1.39%
126	AMRELI	162215	Kaushik Kantibhai Vekariya	BJP	89034	54.89%	Dhanani Pareshkumar Dhirajlal	INC	42377	26.12%	46657	28.76%	2138	1.32%
127	SHEHRA	181273	Ahir(Bharvad) Jethabhai	BJP	107775	59.45%	Khatubhai	INC	60494	33.37%	47281	26.08%	4708	2.60%
128	JAMNAGAR RURAL	162780	Patel Raghavjibhai Hansrajibhai	BJP	79439	48.80%	Prakash Dhirubhai Donga	AAP	31939	19.62%	47500	29.18%	2285	1.40%
129	MANDVI	169426	Aniruddha Bhailal Dave	BJP	90303	53.30%	Rajendrasinh A. Jadeja	INC	42006	24.79%	48297	28.51%	2427	1.43%
130	RAJKOT RURAL (SC)	227829	Bhanuben Manoharbhai Babariya	BJP	119695	52.54%	Vashrambhai Sagathiya	AAP	71201	31.25%	48494	21.29%	3038	1.33%
131	MORVA HADAF (ST)	141486	Suthar Nimishaben Manharsinh	BJP	81897	57.88%	Bhanabhai Mansukhbhai Damor	AAP	33020	23.34%	48877	34.55%	2574	1.82%
132	BALASINOR	182243	Mansinh Kohyabhai Chauhan	BJP	92501	50.76%	Ajitsinh Parvatsinh Chauhan	INC	41079	22.54%	51422	28.22%	2724	1.49%
133	MANGROL (ST)	168187	Ganpatsinh Vestabhai Vasava	BJP	93669	55.69%	Snehalkumar Ramsing Vasava	AAP	42246	25.12%	51423	30.57%	3111	1.85%
134	UNJHA	148218	Patel Kiritkumar Keshavlal (K K Patel)	BJP	88561	59.75%	Patel Arvind Amrutlal (Bhuro)	INC	37093	25.03%	51468	34.72%	1775	1.20%
135	VIRAMGAM	199754	Hardik Bharatbhai Patel	BJP	99155	49.64%	Amarsinh Anadaji Thakor	AAP	47448	23.75%	51707	25.89%	3253	1.63%

S.No.	Constituency	Total Valid Votes in The Constituency	Winner	Party	Votes Polled for Winner	% Vote share for Winner	Runners Up	Party	Votes Polled for Runners up	% of Votes Polled for Runners up	Margin of Victory	% Margin of Victory	Votes Polled for NOTA	Votes Polled for NOTA %
136	JAMNAGAR NORTH	153726	Rivasinh Hardevsinh Solanki (Rivaba Ravindrasinh Jadeja)	BJP	88835	57.79%	Karshanbhai Karmur (Ahir Karshanbhai Parbatbhai Karmur)	AAP	35265	22.94%	53570	34.85%	2444	1.59%
137	NADIAD	165568	Desai Pankajbhai Vinubhai	BJP	104369	63.04%	Dhruval Patel	INC	50498	30.50%	53871	32.54%	3672	2.22%
138	ASARWA (SC)	124990	Darshna M. Vaghela	BJP	80155	64.13%	Vipul Parmar	INC	25982	20.79%	54173	43.34%	1726	1.38%
139	NIKOL	151817	Jagdish Vishwakarma	BJP	93714	61.73%	Ranjitsinh Barad	INC	38516	25.37%	55198	36.36%	1939	1.28%
140	LIMBAYAT	179057	Sangitaben Rajendra Patil	BJP	95696	53.44%	Pankajbhai Tayade	AAP	37687	21.05%	58009	32.40%	1069	0.60%
141	VEJALPUR	227943	Amit Thaker	BJP	128049	56.18%	Rajendra Patel (Rajubhai Makaraba)	INC	68398	30.01%	59651	26.17%	2890	1.27%
142	BHUJ	180225	Keshubhai Shivdas Patel	BJP	96582	53.59%	Arjan Bhudiya	INC	36768	20.40%	59814	33.19%	3462	1.92%
143	THASRA	196497	Yogendrasinh Parmar (Bakabhai)	BJP	121348	61.76%	Parmar Kantibhai Shabhaibhai	INC	59429	30.24%	61919	31.51%	2714	1.38%
144	MORBI	193450	Amrutiya Kantilal Shivilal	BJP	114538	59.21%	Patel Jayantilal Jerajbhai	INC	52459	27.12%	62079	32.09%	1176	0.61%
145	BHAVNAGAR EAST	162596	Sejalben Rajivkumar Pandya	BJP	98707	60.71%	Baldev Mavjibhai Solanki	INC	36153	22.23%	62554	38.47%	2796	1.72%
146	JAMNAGAR SOUTH	132815	Akbari Divyeshbhai Ranchhodhbhai	BJP	86492	65.12%	Kathiriya Manojbhai Gordhanbhai	INC	23795	17.92%	62697	47.21%	2182	1.64%
147	THAKKARBAPA NAGAR	136164	Kanchanben Vinubhai Radadiya	BJP	89409	65.66%	Vijaykumar C. Brahmabhatt (Vijay Barot)	INC	25610	18.81%	63799	46.85%	1910	1.40%



S.No.	Constituency	Total Valid Votes in The Constituency	Winner	Party	Votes Polled for Winner	% Vote share for Winner	Runners Up	Party	Votes Polled for Runners up	% of Votes Polled for Runners up	Margin of Victory	% Margin of Victory	Votes Polled for NOTA	Votes Polled for NOTA %
148	BHARUCH	171819	Rameshbhai Narandas Mistry	BJP	108655	63.24%	Jaykantbhai Bahecharbhai Patel	INC	44182	25.71%	64473	37.52%	2722	1.58%
149	PRANTIJ	184028	Gajendrasinh Udesinh Parmar	BJP	105324	57.23%	Bahecharsinh Harisinh Rathod	INC	40702	22.12%	64622	35.12%	3114	1.69%
150	KATARGAM	206869	Vinodbhai Amarshibhai Moradiya	BJP	120505	58.25%	Gopalbhai Gordhanbhai Italia	AAP	55878	27.01%	64627	31.24%	1529	0.74%
151	UMBERGAON (ST)	173238	Patkar Ramanlal Nanubhai	BJP	110088	63.55%	Nareshbhai Vajirbhai Vadvi	INC	45302	26.15%	64786	37.40%	2772	1.60%
152	WADHWAN	176168	Jagdishbhai Prabhubhai Makwana	BJP	105903	60.11%	Hitendrakumar Bhagvanajibhai Patel	AAP	40414	22.94%	65489	37.17%	2875	1.63%
153	JALALPORE	158975	R.C.Patel	BJP	106244	66.83%	Ranjit Panchal (Munnabhai)	INC	37545	23.62%	68699	43.21%	3549	2.23%
154	UDHNA	148831	Manubhai M. Patel (Fogwa)	BJP	93999	63.16%	Dhansukhbhai Bhagvatiprasad Rajput	INC	24103	16.19%	69896	46.96%	1820	1.22%
155	NAVSARI	165304	Desai Rakesh Gunvantbhai	BJP	106875	64.65%	Dipak Barot	INC	34562	20.91%	72313	43.75%	3064	1.85%
156	BHAVNAGAR RURAL	182407	Parshottambhai O. Solanki	BJP	116034	63.61%	Gohil Revatsinh Batukbha(Hoidad)	INC	42550	23.33%	73484	40.29%	2917	1.60%
157	KAMREJ	330971	Praful Pansheriya	BJP	185585	56.07%	Ram Dhaduk	AAP	110888	33.50%	74697	22.57%	2291	0.69%
158	JETPUR	175143	Jayeshbhai Vitthalbhai Radadiya	BJP	106471	60.79%	Rohitbhai Vinubhai Bhuva	AAP	29545	16.87%	76926	43.92%	2287	1.31%
159	AKOTA	164794	Chaitanya Makarandbhai Desai	BJP	113312	68.76%	Rutvij Dilipbhai Joshi	INC	35559	21.58%	77753	47.18%	2839	1.72%
160	RAJKOT SOUTH	153275	Rameshbhai Virjibhai Tilala	BJP	101734	66.37%	Shivlal Barasia	AAP	22870	14.92%	78864	51.45%	2353	1.54%

S.No.	Constituency	Total Valid Votes in The Constituency	Winner	Party	Votes Polled for Winner	% Vote share for Winner	Runners Up	Party	Votes Polled for Runners up	% of Votes Polled for Runners up	Margin of Victory	% Margin of Victory	Votes Polled for NOTA	Votes Polled for NOTA %
161	RAOPURA	172999	Balkrushna Khanderao Shukla (Balu Shukla)	BJP	119301	68.96%	Patel Sanjaybhai Ishwarbhai Sp(Sanjay Patel)	INC	38266	22.12%	81035	46.84%	3183	1.84%
162	NARODA	157749	Kukrani Payal Manojkumar	BJP	112767	71.49%	Omprakash Darogaprasad Tiwari	AAP	29254	18.54%	83513	52.94%	1485	0.94%
163	SAYAJIGUNJ	178336	Keyur Narayandas Rokadia	BJP	122066	68.45%	Ami Ravat	INC	38053	21.34%	84013	47.11%	3432	1.92%
164	BARDOLI (SC)	179194	Ishvarbhai Alias Anilbhai Ramanbhai Parmar	BJP	118527	66.14%	Pannaben Anilbhai Patel	INC	28579	15.95%	89948	50.20%	4211	2.35%
165	MANINAGAR	154306	Amul Bhatt	BJP	113083	73.28%	C.M. Rajput	INC	22355	14.49%	90728	58.80%	2660	1.72%
166	DASKROI	252821	Babubhai Jamnadas Patel	BJP	159107	62.93%	Umedji Budhaji Zala	INC	67470	26.69%	91637	36.25%	4189	1.66%
167	NARANPURA	139589	Jitendrakumar Ramanlal Patel (Jitu Bhagat)	BJP	108160	77.48%	Sonal Ramanbhai Patel	INC	15360	11.00%	92800	66.48%	2637	1.89%
168	GANDEVI (ST)	210659	Nareshbhai Maganbhai Patel	BJP	131116	62.24%	Ashokbhai Lallubhai Patel (Karate)	INC	37950	18.01%	93166	44.23%	3775	1.79%
169	PARDI	166092	Kanubhai Mohanlal Desai	BJP	121968	73.43%	Jayshreeben Patel	INC	24804	14.93%	97164	58.50%	2316	1.39%
170	VADODARA CITY (SC)	185211	Manisha Vakil	BJP	130705	70.57%	Gunvantray Parmar	INC	32108	17.34%	98597	53.23%	4022	2.17%
171	SABARMATI	156606	Patel Harshadbhai Ranchhodbhai	BJP	120202	76.75%	Dineshsinh Ganpatsinh Mahida	INC	21518	13.74%	98684	63.01%	2275	1.45%
172	VATVA	236715	Babusinh Sarabhai Jadav	BJP	151710	64.09%	Balvantsinh Hemantsang Gadhavi	INC	51664	21.83%	100046	42.26%	2742	1.16%

S.No.	Constituency	Total Valid Votes in The Constituency	Winner	Party	Votes Polled for Winner	% Vote share for Winner	Runners Up	Party	Votes Polled for Runners up	% of Votes Polled for Runners up	Margin of Victory	% Margin of Victory	Votes Polled for NOTA	Votes Polled for NOTA %
173	MANJALPUR	158375	Yogeshbhai Narandas Patel	BJP	120133	75.85%	Dr.Tashveen Singh	INC	19379	12.24%	100754	63.62%	3234	2.04%
174	VALSAD	176048	Bharatbhai Kikubhai Patel	BJP	126323	71.75%	Rajeshbhai Mangubhai Patel	AAP	22547	12.81%	103776	58.95%	2815	1.60%
175	SURAT WEST	162398	Purnesh Modi	BJP	122981	75.73%	Sanjay R. Shah (Patva)	INC	18669	11.50%	104312	64.23%	2441	1.50%
176	ELLISBRIDGE	148433	Amit Shah	BJP	119323	80.39%	Bhikhubhai Hargovindbhai Dave	INC	14527	9.79%	104796	70.60%	3056	2.06%
177	RAJKOT WEST	204012	Dr. Darshita Shah	BJP	138687	67.98%	Kalariya Mansukhbhai Jadavbhai	INC	32712	16.03%	105975	51.95%	3419	1.68%
178	OLPAD	295278	Mukeshbhai Zinabhai Patel	BJP	172424	58.39%	Darshankumar Amrutlal Nayak	INC	57288	19.40%	115136	38.99%	3123	1.06%
179	KALOL-PANCHMAHALS	188843	Fatesinh Vakhatsinh Chauhan	BJP	141686	75.03%	Prabhatsinh Pratapsinh Chauhan	INC	26007	13.77%	115679	61.26%	3992	2.11%
180	MAJURA	162661	Harsh Ramesh Sanghvi	BJP	133335	81.97%	P V S Sarma	AAP	16660	10.24%	116675	71.73%	2315	1.42%
181	CHORYASI	322785	Sandip Desai	BJP	236033	73.12%	Prakashbhai Vinodbhai Contractor	AAP	49615	15.37%	186418	57.75%	4169	1.29%
182	GHATLODIA	257411	Bhupendrabhai Rajnikant Patel	BJP	213530	82.95%	Dr.Amee Yajnik	INC	21267	8.26%	192263	74.69%	3993	1.55%

Table: Vote Share and Margin of Victory of Winners in Gujarat Assembly Elections 2022

Upgraded MyNeta App


**Association for Democratic Reforms and
National Election Watch present**


THE UPGRADED
MYNETA APP



DOWNLOAD TODAY!

And be a part of our **#MeraVoteMeraDesh** Campaign





Scan the QR code to download

Visit our website:
www.adrindia.org
www.myneta.info

Donate to ADR

We need your help to support our #MeraVoteMeraDesh campaign for upcoming State Assembly Elections. The campaign aims to eradicate corruption & criminalization in the political process, empower the voters through greater dissemination of information on the candidates and the parties.

You can contribute to us using the following QR Code or access the link on our website [here](#).



ADR Speaks Podcast

ADR Speaks is a podcast series on issues related to electoral & political reforms. It focuses on the findings of ADR reports analysing background details of candidates, sources of political parties' income, election expenditure, Electoral Bonds etc. In these episodes, ADR breaks down key findings of its reports for simple understanding & accessibility to the general public, enabling them to make an informed choice. ADR podcast will also host discussions with experts, research scholars, public intellectuals, former election officials etc. on issues concerning India's democratic politics. [Please click on the icon to access the episodes on ADR website.](#)



Listen to Our Podcast on



Other platforms





To Get Information About Candidates/Parties/MPs/MLAs/Corporators/PILs in courts

Journalist Helpline no: 8010394248

Subscribe to ADR on [WhatsApp](#)
for updates: 7840067840

Visit: www.myneta.info, www.adrindia.org

Email: adr@adrindia.org

To contact ADR State Partners, visit:
<https://adrindia.org/about-adr/state-coordinators>

Social Media

 /myneta.info
  /adr.new
  @adrspeaks
  /adrspeaks
  /adrspeaks
 <https://www.linkedin.com/company/association-for-democratic-reforms/>

Our Websites

www.adrindia.org

Provides detailed analytical reports of Lok Sabha, State Assemblies, local body elections & financial reports of political parties & ongoing PILs in courts

www.myneta.info

Provides full information of criminal cases, asset, liability and education details declared by candidates in the self sworn affidavits

Android Apps

Myneta: The criminal, financial, educational & other background information self declared by candidates in their affidavits during elections is now available on your mobile phones.

Election Watch Reporter: This app provides a tool to the citizens to capture violations of election related laws & the code of conduct.

Both the applications are available on Google Play Store

Office Address

Association for Democratic Reforms
T-95, CL House, Second Floor,
Near Gulmohar Commercial Complex, Gautam Nagar,
Landmark: Green Park Metro Station (GN exit),
New Delhi-110 049,
Tel.: 011- 41654200, Fax: 011 - 46094248

Contact Details

Gujarat Election Watch

Ms Pankti Jog
State Coordinator
+91-9909006791
magggujarat@gmail.com

Association for Democratic Reforms/National Election Watch

<p>Media and Journalist Helpline</p> <p>+91 80103 94248 Email: adr@adrindia.org</p>	<p>Maj.Gen. Anil Verma (Retd) Head Association for Democratic Reforms, National Election Watch 011 4165 4200, +91 88264 79910 adr@adrindia.org, anilverma@adrindia.org</p>	<p>Prof Jagdeep Chhokar IIM Ahmedabad (Retd.) Founder Member, Association for Democratic Reforms, National Election Watch jchhokar@gmail.com</p>	<p>Prof Trilochan Sastry IIM Bangalore Founder Member, Association for Democratic Reforms, National Election Watch +91 94483 53285 tsastry@gmail.com</p>
--	--	---	--

DISCLAIMER

All information in this report has been taken by ADR from the website of the Election Commission of India (<https://affidavit.eci.gov.in/>) and all the information is available in public domain. ADR does not add or subtract any information, unless the EC changes the data. In particular, no unverified information from any other source is used. While all efforts have been made by ADR to ensure that the information is in keeping with what is available in the ECI website, in case of discrepancy between information provided by ADR through this report, anyone and that given in the ECI website, the information available on the ECI website should be treated as correct and Association for Democratic Reforms, Gujarat Election Watch and their volunteers are not responsible or liable for any direct, indirect special, or consequential damages, claims, demands, losses of any kind whatsoever, made, claimed, incurred or suffered by any party arising under or relating to the usage of data provided by ADR through this report.

It is to be noted that ADR undertakes great care and adopts utmost due diligence in analysing and dissemination of the background information of the candidates furnished by them at the time of elections from the duly self-sworn affidavits submitted with the Election Commission of India. Such information is only aimed at highlighting the growing criminality in politics, increased misuse of money in elections so as to facilitate a system of transparency, accountability and good governance and to enable voters to form an informed choice. Therefore, it is expected that anyone using this report shall undertake due care and utmost precaution while using the data provided by ADR. ADR is not responsible for any mishandling, discrepancy, inability to understand, misinterpretation or manipulation, distortion of the data in such a way so as to benefit or target a particular political party or politician or candidate.