

23<sup>rd</sup> December, 2022

Press Release

Himachal Pradesh Assembly Elections 2022

Analysis of Vote Share, Margin of Victory and Representativeness of Winners

Association for Democratic Reforms

T-95, C.L. House, 2<sup>nd</sup> Floor,  
Near Gulmohar Commercial Complex  
Gautam Nagar,  
New Delhi-110 049  
Phone: +91-011-4165-4200  
Fax: +91-11-46094248  
Email: [adr@adrindia.org](mailto:adr@adrindia.org)

To report any electoral violations and malpractices during elections download the Election Watch Reporter (Android App)

[https://play.google.com/store/apps/details?id=com.webrosoft.election\\_watch\\_reporter](https://play.google.com/store/apps/details?id=com.webrosoft.election_watch_reporter)

## Contents

Summary and Highlights .....	3
Vote Share and Representativeness of Winners.....	5
Voter Turnout.....	5
Vote Share of Winner .....	6
Representativeness of Winners .....	10
Margin of Victory for Winners .....	12
Performance of Re-elected Winners in Himachal Pradesh Assembly Elections, 2022 .....	14
Details of NOTA .....	15
Vote Share and Representativeness of Winners in Himachal Pradesh Assembly Elections 2022.....	17
Vote Share and Margin of Victory of Winners in Himachal Pradesh Assembly Elections 2022 .....	20
Donate to ADR.....	24
Contact Details .....	26
DISCLAIMER .....	27

## Summary and Highlights

Association for Democratic Reforms and Himachal Pradesh Election Watch have analysed the vote share for the all **68** constituencies in the Himachal Pradesh Assembly Elections, 2022. The voter's turnout for the **Himachal Pradesh Assembly election 2022** was **75.45%** whereas voter's turnout in **Himachal Pradesh assembly elections 2017** was **75.30%**.

### Vote Share of Winners

- The winners of the Himachal Pradesh State Assembly elections, **2022** won by an average of **50 %** of total votes polled. In the **2017** elections winners won by an average of **51 %** of total votes polled.
- **36(53%)** winners won with **50%** and above of the total votes polled in their constituency.
- **32(47%)** winners won with less than **50%** of the total votes polled in their constituency.
- **17(61%)** out of **28** winners with declared criminal cases have won with a vote share of **50% and above**.
- **35(56%)** out of **63** crorepati winners have won with a vote share of **50% and above**.

### Representativeness of Winners

- All the winners of the **Himachal Pradesh State Assembly Elections, 2022** won with an average of **37%** of the total registered voters. This implies that the winners represent on an average, **37%** of the total electorate. In the **Himachal Pradesh State Assembly Elections, 2017** also won by an average of **38%** of the total registered votes.
- Among the major Parties, out of **25** winners of **BJP**, **8(32%)** have won less than **35%** of votes of the total registered voters in the constituency. **11(28%)** out of **40** winners from **INC** and **2(67%)** out of **3 Independent** winners have won with less than **35 %** of votes of the total registered voters in the constituency.

### Margin of Victory

- **8** winners have won with margin of victory of less than **1000** votes.
- **4** winners have won with more than **25%** margin of victory.

### Winners with Declared Criminal Cases and their Margin of Victory:

- **21** out of **28** winners with declared criminal cases have won against a runner up with a clean background.
- Among these **21** winners, **9** winners have won with more than **10%** margin of victory.
- **Mohan Lal Brakta (INC)** from **Rohru (SC)** Constituency won with **34.87%** margin of victory.

### Crorepati Winners and their Margin of Victory:

- **13** out of **63** crorepati winners have won against a non-crorepati runners up.
- Among these, **Mohan Lal Brakta (INC)** from **Rohru (SC)** constituency won with **34.87%** margin of victory.

### Performance of Women Winners

- Among the **68** winners, Only **1** winner is a woman.
- She has won with more than **6%** margin of victory.
- **Reena (BJP)** from **Pachhad (SC)** Constituency has won with the **35%** vote share in her constituency and **6%** margin of victory.

### Performance of Re-elected Winners

- Out of total **33** re-elected winners, none have won with less than **30%** of vote share in their respective constituencies. **13(39%)** have won with more than **50%** of vote share.
- **19(58%)** re-elected winners have won with less than **10%** margin of victory whereas **3** have won with more than **30%** margin of victory.

### NOTA

- The NOTA button instated by the ECI in 2013 gave the voters an option of rejecting all the candidates in their constituency. Out of **42, 19,635** votes polled In Himachal Pradesh Assembly, 2022, **24,861 (0.59%)** were polled for NOTA.

## Vote Share and Representativeness of Winners

### Voter Turnout

The voter's turnout for the Himachal Pradesh Assembly elections 2022 was **75.45%** whereas voter's turnout in 2017 assembly elections was **75.30%**.

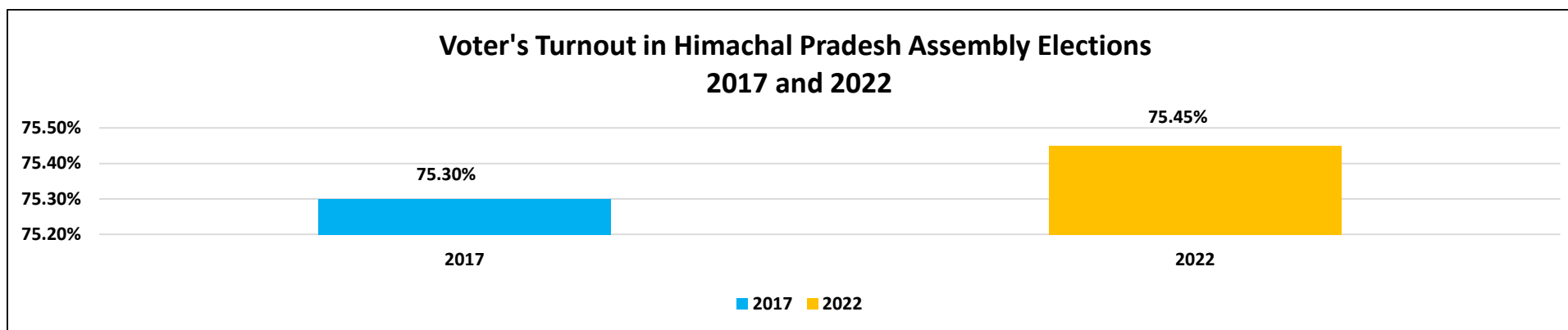


Figure: Voter's Turnout in Himachal Pradesh Assembly Elections 2017 and 2022

- Top 3 Constituencies with Highest Voters' turnout:** The following are the top 3 constituencies with highest voters' turnout in the Himachal Pradesh Assembly Elections, 2022

S.No.	Constituency	Total Registered Votes	Total Valid Votes in The Constituency	% of Voters ' Turnout
1	Doon	71948	61744	85.82%
2	Shillai	76343	65271	85.50%
3	Seraj	84315	70752	83.91%

Table: Top 3 Constituencies with Highest Voters' turnout

- **Top 3 Constituencies with Lowest Voters' turnout:** The following are the top 3 constituencies with lowest voters' turnout in the Himachal Pradesh Assembly Elections, 2022

S.No.	Constituency	Total Registered Votes	Total Valid Votes in The Constituency	% of Voters ' Turnout
1	Shimla	48608	30778	63.32%
2	Bajjnath (SC)	91352	58301	63.82%
3	Jaisinghpur (SC)	85180	55637	65.32%

**Table: Top 3 Constituencies with Lowest Voters' turnout**

## Vote Share of Winner

The percentage of vote share was calculated by dividing the votes polled for the winner by the total number of valid votes polled. The value of vote share represents votes won by the winning candidates among the total number of valid votes polled.

$$\text{Votes Share} = \frac{\text{Total Votes Polled for Winner}}{\text{Total No. of Valid Votes Polled}}$$

The winners of the Himachal Pradesh State Assembly elections, **2022** won by an average of **50 %** of total votes polled. In the **2017** elections winners won by an average of **51%** of total votes polled.

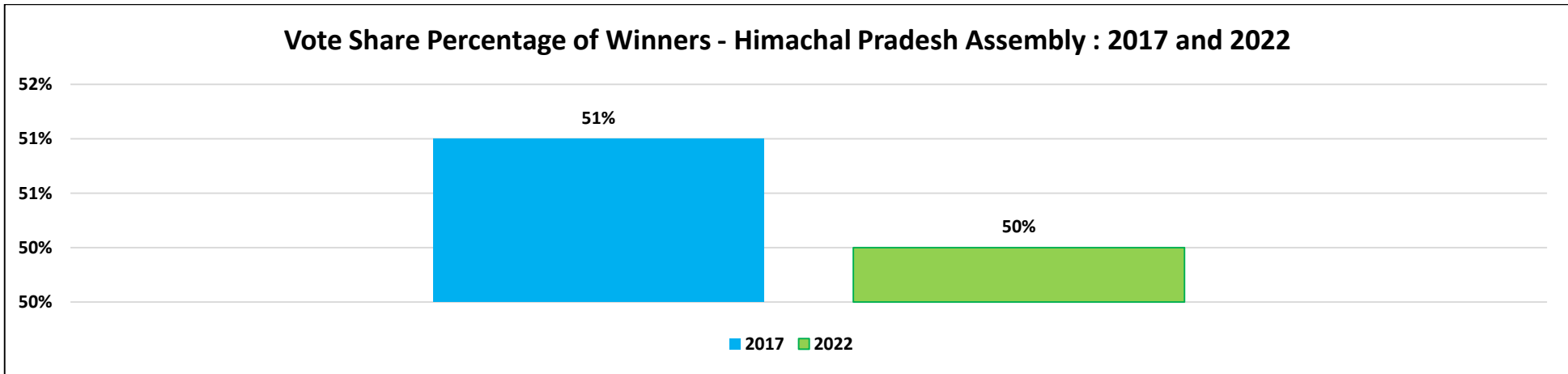


Figure: Vote Share Percentage of Winners – Himachal Pradesh: 2017 and 2022

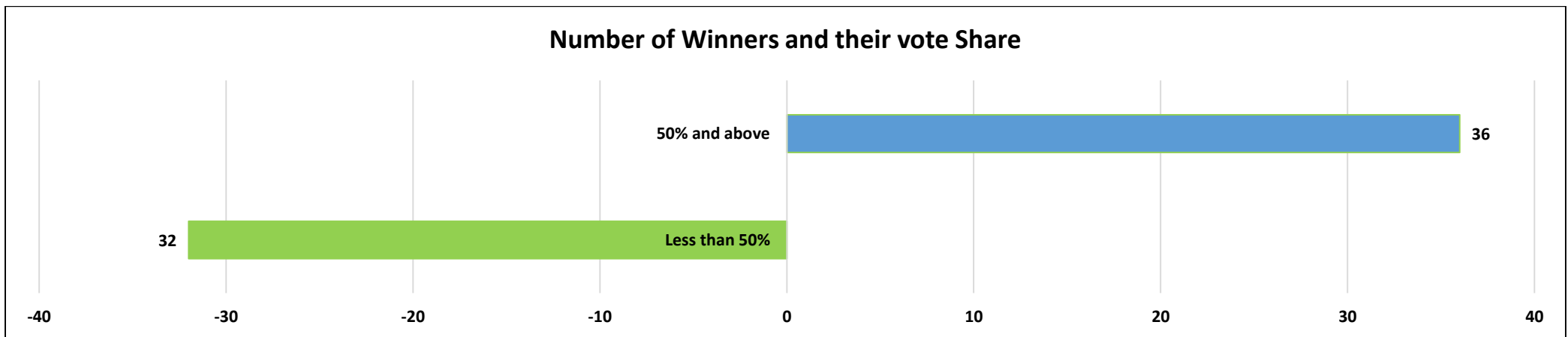


Figure: No. of Winners- Vote Share

- **Winners with highest vote share: 36(53%)** winners won with **50%** and above of the total votes polled in their constituency. The top **3** winners who have attained the highest vote share during the Himachal Pradesh State Assembly Elections, 2022 are given below:

S.No.	Winner	Party	Constituency	Total Valid Votes in The Constituency	Votes Polled for Winner	% Vote share for Winner
1	Jai Ram Thakur	BJP	Seraj	70752	53562	76%
2	Ranbir Singh	BJP	Nurpur	70664	44132	62%
3	Mohan Lal Brakta	INC	Rohru (SC)	55454	34327	62%

**Table: Winners with highest vote share**

- **Winners with Least Vote Share: 32(47%)** winners won with less than **50%** of the total votes polled in their constituency. **3** winners who have attained the least vote share during the Himachal Pradesh Assembly Elections, 2022 are given below:

S.No.	Winner	Party	Constituency	Total Valid Votes in The Constituency	Votes Polled for Winner	% Vote share for Winner
1	Kuldeep Singh Rathore	INC	Theog	65980	19447	29%
2	Reena	BJP	Pachhad (SC)	61450	21215	35%
3	Lokender Kumar	BJP	Anni (SC)	67468	24133	36%

**Table: Winners with least vote share**



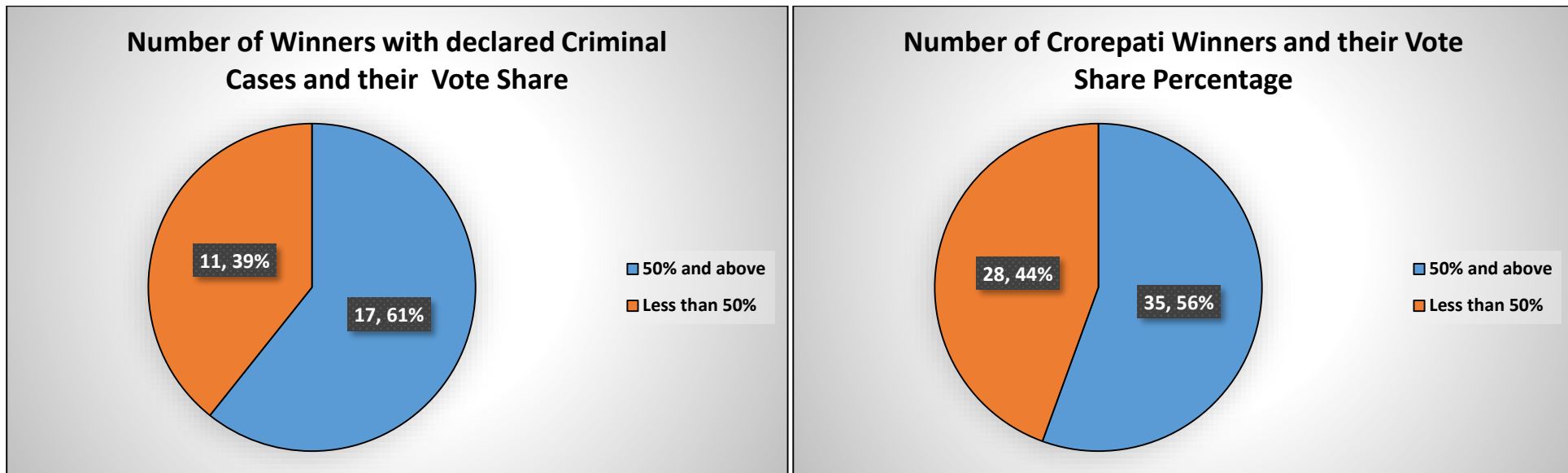


Figure: Vote Share of Winners with declared criminal cases and Crorepati Winners

- **Winners with Declared Criminal Cases and their Vote Share:** 17(61%) out of 28 winners with declared criminal cases have won with a vote share of 50% and above.
- **Crorepati Winners and their Vote Share:** 35(56%) out of 63 crorepati winners have won with a vote share of 50% and above.

## Representativeness of Winners

The percentage of representation is calculated by dividing the votes polled for the winner by the electorate i.e. the total number of registered voters. This value represents the percentage of votes won by the winning candidate among the total number of registered voters in the constituency.

$$\text{Representativeness} = \frac{\text{Total Votes polled for Winner}}{\text{Total No. of Registered Voters}}$$

All the winners of the **Himachal Pradesh State Assembly Elections, 2022** won with an average of **37%** of the total registered voters. This implies that the winners represent on an average, **37%** of the total electorate. In the **Himachal Pradesh State Assembly Elections, 2017** also won by an average of **38%** of the total registered votes.



Figure – Comparative Analysis- Representativeness of Winners

- Party-wise Winners with less than 35% of Representativeness:** out of 25 winners of **BJP**, 8(32%) have won less than 35% of votes of the total registered voters in the constituency. 11(28%) out of 40 winners from **INC** and 2(67%) out of 3 **Independent** winners have won with less than 35 % of votes of the total registered voters in the constituency.

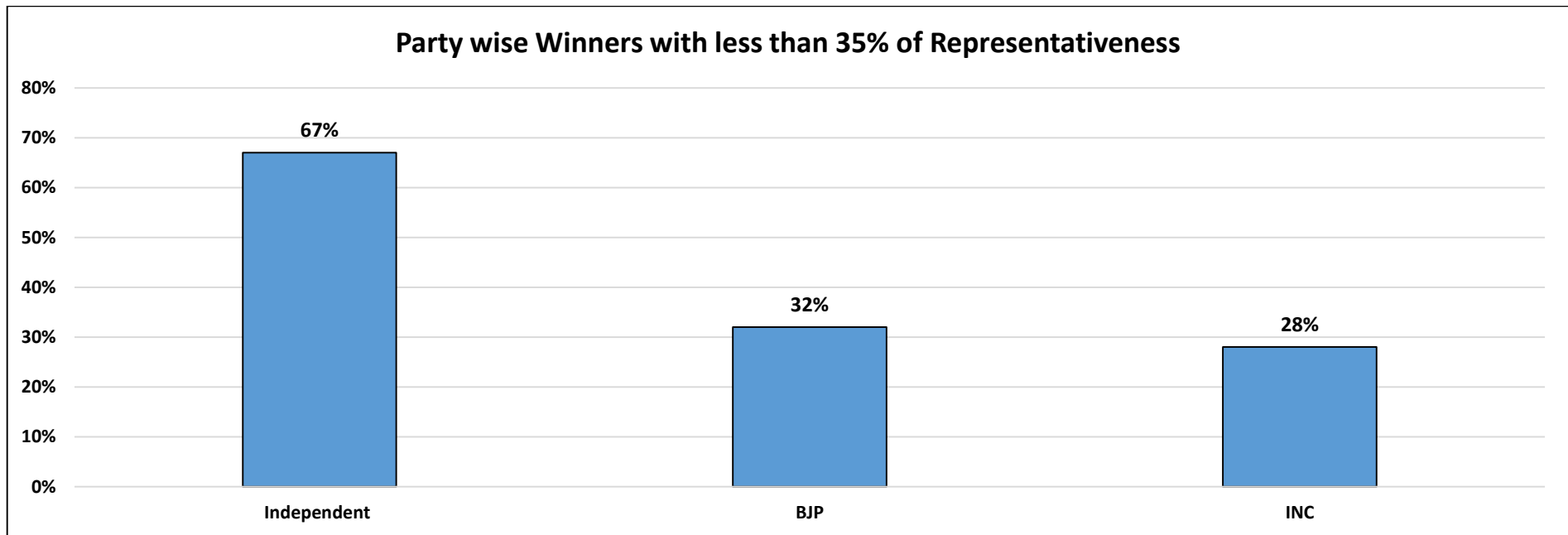


Figure: Party wise Winners with less than 35% of Representativeness

## Margin of Victory for Winners

**Margin of Victory = Vote Polled for Winners – Votes Polled for the Runner Up**

Winners with Margin of Victory less than 1000 votes: The details of winners with Margin of Victory less than 1000 votes are given below:

S.No.	Constituency	Total Valid Votes in The Constituency	Winner	Party	Votes Polled for Winner	% Vote share for Winner	Runners Up	Party	Votes Polled for Runners up	% of Votes Polled for Runners up	Margin of Victory	% Margin of Victory
1	Bhoranj (SC)	57417	Suresh Kumar	INC	24779	43.16%	Dr. Anil Dhiman	BJP	24719	43.05%	60	0.10%
2	Sri Naina Deviji	62254	Randhir Sharma	BJP	29403	47.23%	Ram Lal Thakur	INC	29232	46.96%	171	0.27%
3	Bilaspur	64877	Trilok Jamwal	BJP	30988	47.76%	Bumber Thakur	INC	30712	47.34%	276	0.43%
4	Shillai	65271	Harshwardhan Chauhan	INC	32093	49.17%	Baldev Singh	BJP	31711	48.58%	382	0.59%
5	Sujanpur	55597	Rajinder Singh	INC	27679	49.79%	Ranjit Singh Rana	BJP	27280	49.07%	399	0.72%
6	Rampur (SC)	57871	Nand Lal	INC	28397	49.07%	Kaul Singh	BJP	27830	48.09%	567	0.98%
7	Darang	73490	Puran Chand	BJP	36572	49.76%	Kaul Singh	INC	35954	48.92%	618	0.84%
8	Sri Renukaji (SC)	59687	Vinay Kumar	INC	28642	47.99%	Narain Singh	BJP	27782	46.55%	860	1.44%

**Table: Winners with Margin of Victory less than 1000 votes**

Winners with Margin of Victory more than 25%: The details of Winners with Margin of Victory more than 25% are given below:

S.No.	Constituency	Total Valid Votes in The Constituency	Winner	Party	Votes Polled for Winner	% Vote share for Winner	Runners Up	Party	Votes Polled for Runners up	% of Votes Polled for Runners up	Margin of Victory	% Margin of Victory
1	SERAJ	70752	Jai Ram Thakur	BJP	53562	75.70%	Chet Ram	INC	15379	21.74%	38183	53.97%
2	ROHRU (SC)	55454	Mohan Lal Brakta	INC	34327	61.90%	Shashi Bala	BJP	14988	27.03%	19339	34.87%
3	KANGRA	63339	Pawan Kumar Kajal	BJP	35239	55.64%	Surinder Kumar	INC	15405	24.32%	19834	31.31%
4	NURPUR	70664	Ranbir Singh	BJP	44132	62.45%	Ajay Mahajan	INC	25380	35.92%	18752	26.54%

**Table: Winners with Margin of Victory more than 25%**

### % of Margin of Victory of Winners with Declared Criminal Cases won Against Runners up with Clean Background



Figure: Margin of Victory of Winners with declared criminal cases Winners

#### Winners with Declared Criminal Cases and their Margin of Victory:

- 21 out of 28 winners with declared criminal cases have won against a runner up with a clean background.
- Among these 21 winners, 9 winners have won with more than 10% margin of victory.
- Mohan Lal Brakta (INC) from Rohru (SC) Constituency won with 34.87% margin of victory.

#### Crorepati Winners and their Margin of Victory:

- 13 out of 63 crorepati winners have won against a non-crorepati runners up.
- Among these, Mohan Lal Brakta (INC) from Rohru (SC) constituency won with 34.87% margin of victory.

## Performance of Re-elected Winners in Himachal Pradesh Assembly Elections, 2022

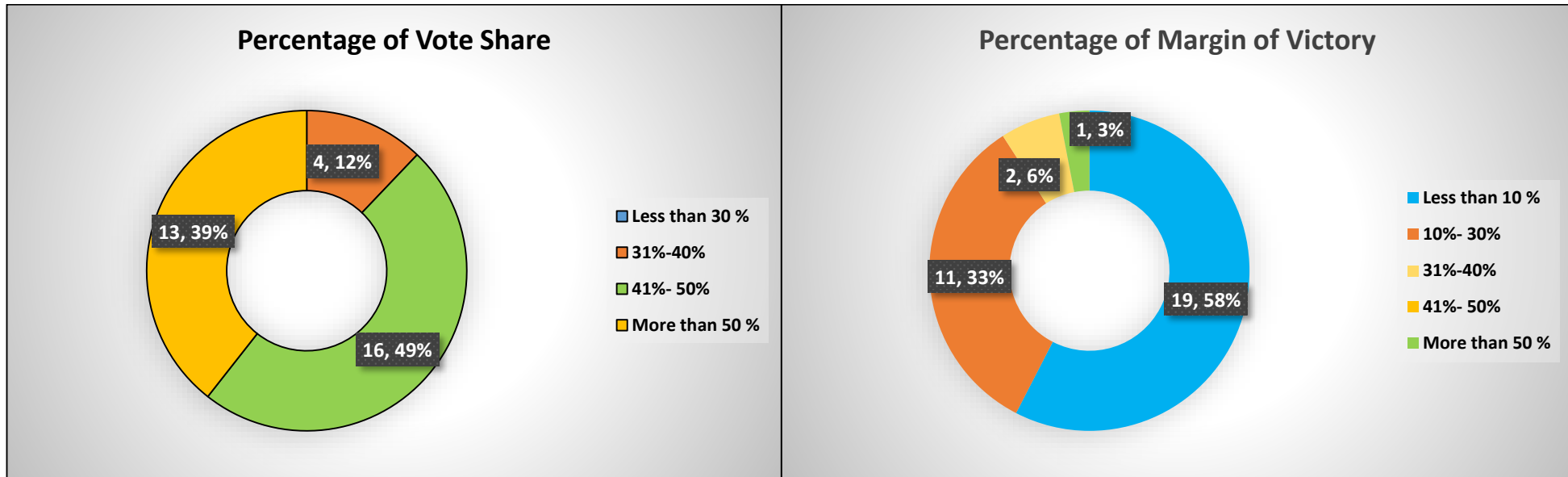


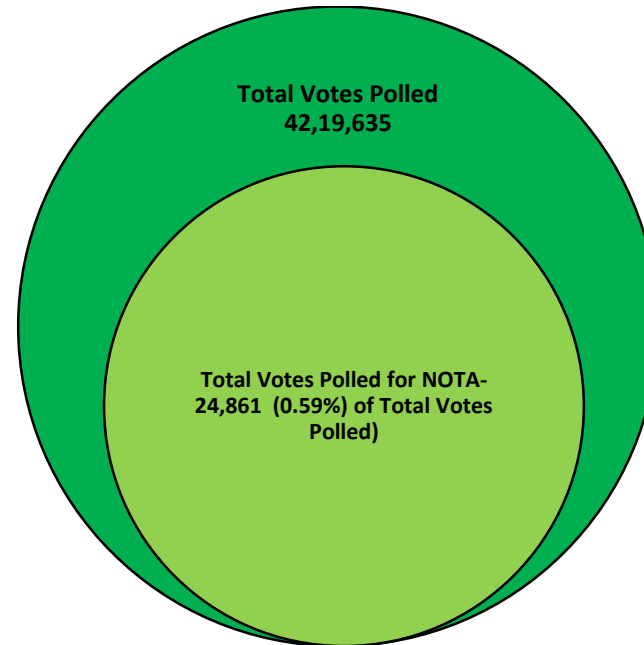
Figure: Performance of Re-Elected Winners

Percentage Range	Vote Share	Margin of Victory
Less than 10 %	0	19
10%- 30%	0	11
31%-40%	4	2
41%- 50%	16	0
More than 50 %	13	1

Table: Performance of Re-Elected Winners

- Out of total **33** re-elected winners, none have won with less than **30%** of vote share in their respective constituencies. **13(39%)** have won with more than **50%** of vote share.
- **19(58%)** re-elected winners have won with less than **10%** margin of victory whereas **3** have won with more than **30%** margin of victory.

## Details of NOTA



- The NOTA button instated by the ECI in 2013 gave the voters an option of rejecting all the candidates in their constituency. Out of **42, 19,635** votes polled in Himachal Pradesh Assembly, 2022, **24,861 (0.59%)** were polled for NOTA.

- The top ten constituencies with highest votes polled for NOTA are as follows:

S.No.	Constituency	Total Valid Votes in The Constituency	Votes Polled for Winner	% Vote share for Winner	Votes Polled for Runners up	% of Votes Polled for Runners up	Votes Polled for NOTA	Votes Polled for NOTA %
1	Bajnath (SC)	58301	29338	50.32%	25892	44.41%	669	1.15%
2	Solan (SC)	58385	30089	51.54%	26231	44.93%	634	1.09%
3	Nalagarh	75101	33427	44.51%	20163	26.85%	590	0.79%
4	Darang	73490	36572	49.76%	35954	48.92%	579	0.79%
5	Chopal	62227	25873	41.58%	20840	33.49%	550	0.88%
6	Chamba	61528	32783	53.28%	25001	40.63%	539	0.88%
7	Shillai	65271	32093	49.17%	31711	48.58%	525	0.80%
8	Anni (SC)	67468	24133	35.77%	17355	25.72%	520	0.77%
9	Shahpur	66088	36603	55.39%	24360	36.86%	519	0.79%
10	Balh (SC)	64726	31792	49.12%	30485	47.10%	498	0.77%

**Table: Top 10 Constituencies with highest votes polled for NOTA**



## Vote Share and Representativeness of Winners in Himachal Pradesh Assembly Elections 2022

S.No.	Constituency	Total Registered Votes	Total Valid Votes in The Constituency	Winner	Party	Votes Polled for Winners	% Vote share for Winner	% of Representativeness
1	Seraj	84315	70752	Jai Ram Thakur	BJP	53562	76%	64%
2	Gagret	84517	66665	Chaitanya Sharma	INC	40767	61%	48%
3	Nurpur	93717	70664	Ranbir Singh	BJP	44132	62%	47%
4	Nagrota	90962	70275	R.S. Bali	INC	42079	60%	46%
5	Rohru (SC)	75253	55454	Mohan Lal Brakta	INC	34327	62%	46%
6	Karsog (SC)	76609	60169	Deep Raj	BJP	34512	57%	45%
7	Shimla Rural	78294	58597	Vikramaditya Singh	INC	35269	60%	45%
8	Doon	71948	61744	Ram Kumar	INC	32038	52%	45%
9	Dalhousie	75714	58246	Dhavinder Singh	BJP	33488	57%	44%
10	Haroli	88951	69858	Mukesh Agnihotri	INC	38652	55%	43%
11	Jubbal-Kotkhai	73362	59627	Rohit Thakur	INC	31393	53%	43%
12	Kangra	83547	63339	Pawan Kumar Kajal	BJP	35239	56%	42%
13	Kutlehar	86934	66808	Davinder Kumar	INC	36636	55%	42%
14	Shillai	76343	65271	Harshwardhan Chauhan	INC	32093	49%	42%
15	Nahan	85818	70475	Ajay Solanki	INC	35291	50%	41%
16	Kasauli (SC)	68932	54125	Vinod Sultanpuri	INC	28200	52%	41%
17	Churah (SC)	78823	62327	Hans Raj	BJP	32095	51%	41%
18	Shahpur	89978	66088	Kewal Singh	INC	36603	55%	41%
19	Mandi	78113	58650	Anil Sharma	BJP	31303	53%	40%
20	Darang	91525	73490	Puran Chand	BJP	36572	50%	40%
21	Manali	74903	60437	Bhuvneshwar Gaur	INC	29892	49%	40%
22	Palampur	78449	57476	Ashish Butail	INC	30874	54%	39%
23	Ghumarwin	90144	68092	Rajesh Dharmani	INC	35378	52%	39%
24	Sri Naina Deviji	75176	62254	Randhir Sharma	BJP	29403	47%	39%
25	Lahaul And Spiti (ST)	25496	18801	Ravi Thakur	INC	9948	53%	39%

S.No.	Constituency	Total Registered Votes	Total Valid Votes in The Constituency	Winner	Party	Votes Polled for Winners	% Vote share for Winner	% of Representativeness
26	Una	87136	67877	Satpal Singh Satti	BJP	33974	50%	39%
27	Balh (SC)	81597	64726	Inder Singh	BJP	31792	49%	39%
28	Chintpurni (SC)	84013	62072	Sudarshan Singh Babloo	INC	32712	53%	39%
29	Chamba	84616	61528	Neeraj Nayar	INC	32783	53%	39%
30	Sri Renukaji (SC)	74365	59687	Vinay Kumar	INC	28642	48%	39%
31	Kasumpti	67017	46470	Anirudh Singh	INC	25759	55%	38%
32	Bharmour (ST)	79000	56509	Dr. Janak Raj	BJP	30336	54%	38%
33	Nadaun	94931	71039	Sukhvinder Singh	INC	36142	51%	38%
34	Jawali	101845	74669	Chander Kumar	INC	38243	51%	38%
35	Dharampur	82732	59857	Chander Shekhar	INC	31063	52%	38%
36	Nachan (SC)	88483	71559	Vinod Kumar	BJP	33200	46%	38%
37	Bilaspur	83903	64877	Trilok Jamwal	BJP	30988	48%	37%
38	Fatehpur	90203	64133	Bhawani Singh Pathania	INC	33238	52%	37%
39	Rampur (SC)	77215	57871	Nand Lal	INC	28397	49%	37%
40	Sujanpur	75396	55597	Rajinder Singh	INC	27679	50%	37%
41	Nalagarh	91955	75101	K. L. Thakur	IND	33427	45%	36%
42	Paonta Sahib	85540	66075	Sukh Ram	BJP	31008	47%	36%
43	Sundernagar	83690	66651	Rakesh Kumar	BJP	29432	44%	35%
44	Jhanduta (SC)	80977	60501	Jeet Ram Katwal	BJP	28268	47%	35%
45	Solan (SC)	86333	58385	Dhani Ram Shandil	INC	30089	52%	35%
46	Jawalamukhi	80141	59872	Sanjay Rattan	INC	27827	46%	35%
47	Barsar	87505	62907	Inder Dutt Lakhanpal	INC	30293	48%	35%
48	Kinnaur (ST)	60289	44085	Jagat Singh Negi	INC	20696	47%	34%
49	Sullah	106976	75845	Vipin Singh Parmar	BJP	36670	48%	34%
50	Hamirpur	76646	55039	Ashish Sharma	IND	25916	47%	34%
51	Jogindernagar	101046	70563	Prakash Prem Kumar	BJP	33782	48%	33%

S.No.	Constituency	Total Registered Votes	Total Valid Votes in The Constituency	Winner	Party	Votes Polled for Winners	% Vote share for Winner	% of Representativeness
52	Banjar	75592	61908	Surender Shourie	BJP	25038	40%	33%
53	Indora (SC)	93244	67618	Malender Rajan	INC	30797	46%	33%
54	Jaisinghpur (SC)	85180	55637	Yadvinder Goma	INC	28058	50%	33%
55	Kullu	92050	71165	Sunder Singh Thakur	INC	30286	43%	33%
56	Dharamshala	83829	60010	Sudhir Sharma	INC	27323	46%	33%
57	Shimla	48608	30778	Harish Janartha	INC	15803	51%	33%
58	Arki	95788	73536	Sanjay	INC	30897	42%	32%
59	Bajinath (SC)	91352	58301	Kishori Lal	INC	29338	50%	32%
60	Bhattiyat	81594	59424	Kuldeep Singh Pathania	INC	25989	44%	32%
61	Chopal	81782	62227	Balbir Singh Verma	BJP	25873	42%	32%
62	Bhoranj (SC)	82738	57417	Suresh Kumar	INC	24779	43%	30%
63	Sarkaghat	92207	63761	Dalip Thakur	BJP	27346	43%	30%
64	Jaswan-Pragpur	79856	59201	Bikram Singh	BJP	22658	38%	28%
65	Pachhad (SC)	77181	61450	Reena	BJP	21215	35%	27%
66	Anni (SC)	88955	67468	Lokender Kumar	BJP	24133	36%	27%
67	Dehra	85263	60575	Hoshyar Singh	IND	22997	38%	27%
68	Theog	86236	65980	Kuldeep Singh Rathore	INC	19447	29%	23%

**Table: Vote Share and Representativeness of Winners**

### Vote Share and Margin of Victory of Winners in Himachal Pradesh Assembly Elections 2022

S.No.	Constituency	Total Valid Votes in The Constituency	Winner	Party	Votes Polled for Winner	% Vote share for Winner	Runners Up	Party	Votes Polled for Runners up	% of Votes Polled for Runners up	Margin of Victory	% Margin of Victory	Votes Polled for NOTA	Votes Polled for NOTA %
1	Bhoranj (SC)	57417	Suresh Kumar	INC	24779	43.16%	Dr. Anil Dhiman	BJP	24719	43.05%	60	0.10%	293	0.51%
2	Sri Naina Deviji	62254	Randhir Sharma	BJP	29403	47.23%	Ram Lal Thakur	INC	29232	46.96%	171	0.27%	225	0.36%
3	Bilaspur	64877	Trilok Jamwal	BJP	30988	47.76%	Bumber Thakur	INC	30712	47.34%	276	0.43%	270	0.42%
4	Shillai	65271	Harshwardhan Chauhan	INC	32093	49.17%	Baldev Singh	BJP	31711	48.58%	382	0.59%	525	0.80%
5	Sujanpur	55597	Rajinder Singh	INC	27679	49.79%	Ranjit Singh Rana	BJP	27280	49.07%	399	0.72%	237	0.43%
6	Rampur (SC)	57871	Nand Lal	INC	28397	49.07%	Kaul Singh	BJP	27830	48.09%	567	0.98%	377	0.65%
7	Darang	73490	Puran Chand	BJP	36572	49.76%	Kaul Singh	INC	35954	48.92%	618	0.84%	579	0.79%
8	Sri Renukaji (SC)	59687	Vinay Kumar	INC	28642	47.99%	Narain Singh	BJP	27782	46.55%	860	1.44%	485	0.81%
9	Balh (SC)	64726	Inder Singh	BJP	31792	49.12%	Prakash Chaudhary	INC	30485	47.10%	1307	2.02%	498	0.77%
10	Bhattiyat	59424	Kuldeep Singh Pathania	INC	25989	43.73%	Bikram Singh	BJP	24422	41.10%	1567	2.64%	468	0.79%
11	Lahaul And Spiti (ST)	18801	Ravi Thakur	INC	9948	52.91%	Dr.Ram Lal Markanda	BJP	8332	44.32%	1616	8.60%	67	0.36%
12	Nahan	70475	Ajay Solanki	INC	35291	50.08%	Dr. Rajeev Bindal	BJP	33652	47.75%	1639	2.33%	470	0.67%
13	Una	67877	Satpal Singh Satti	BJP	33974	50.05%	Satpal Singh Raizada	INC	32238	47.49%	1736	2.56%	240	0.35%
14	Jaswan-Pragpur	59201	Bikram Singh	BJP	22658	38.27%	Surinder Singh Mankotia	INC	20869	35.25%	1789	3.02%	259	0.44%
15	Sarkaghat	63761	Dalip Thakur	BJP	27346	42.89%	Pawan Kumar	INC	25539	40.05%	1807	2.83%	342	0.54%
16	Indora (SC)	67618	Malender Rajan	INC	30797	45.55%	Reeta Devi	BJP	28547	42.22%	2250	3.33%	482	0.71%
17	Churah (SC)	62327	Hans Raj	BJP	32095	51.49%	Yashwant Singh	INC	29453	47.26%	2642	4.24%	394	0.63%
18	Jaisinghpur (SC)	55637	Yadvinder Goma	INC	28058	50.43%	Ravinder Kumar Dhiman	BJP	25362	45.58%	2696	4.85%	298	0.54%
19	Manali	60437	Bhuvneshwar Gaur	INC	29892	49.46%	Govind Singh Thakur	BJP	26935	44.57%	2957	4.89%	238	0.39%
20	Dharampur	59857	Chander Shekhar	INC	31063	51.90%	Rajat Thakur	BJP	28037	46.84%	3026	5.06%	216	0.36%
21	Jawali	74669	Chander Kumar	INC	38243	51.22%	Sanjay Guleria	BJP	35212	47.16%	3031	4.06%	373	0.50%
22	Shimla	30778	Harish Janartha	INC	15803	51.35%	Sanjay Sood	BJP	12766	41.48%	3037	9.87%	237	0.77%


S.No.	Constituency	Total Valid Votes in The Constituency	Winner	Party	Votes Polled for Winner	% Vote share for Winner	Runners Up	Party	Votes Polled for Runners up	% of Votes Polled for Runners up	Margin of Victory	% Margin of Victory	Votes Polled for NOTA	Votes Polled for NOTA %
23	Dharamshala	60010	Sudhir Sharma	INC	27323	45.53%	Rakesh Kumar	BJP	24038	40.06%	3285	5.47%	438	0.73%
24	Nadaun	71039	Sukhvinder Singh	INC	36142	50.88%	Vijay Kumar	BJP	32779	46.14%	3363	4.73%	192	0.27%
25	Bajjnath (SC)	58301	Kishori Lal	INC	29338	50.32%	Mulkh Raj	BJP	25892	44.41%	3446	5.91%	669	1.15%
26	Pachhad (SC)	61450	Reena	BJP	21215	34.52%	Dayal Pyari	INC	17358	28.25%	3857	6.28%	466	0.76%
27	Solan (SC)	58385	Dhani Ram Shandil	INC	30089	51.54%	Rajesh Kashyap	BJP	26231	44.93%	3858	6.61%	634	1.09%
28	Dehra	60575	Hoshiyar Singh	IND	22997	37.96%	Dr. Rajesh Sharma	INC	19120	31.56%	3877	6.40%	472	0.78%
29	Kullu	71165	Sunder Singh Thakur	INC	30286	42.56%	Narotam Singh	BJP	26183	36.79%	4103	5.77%	346	0.49%
30	Banjar	61908	Surender Shourie	BJP	25038	40.44%	Khimi Ram	INC	20704	33.44%	4334	7.00%	492	0.79%
31	Jogindernagar	70563	Prakash Prem Kumar	BJP	33782	47.87%	Thakur Surender Pal	INC	29443	41.73%	4339	6.15%	377	0.53%
32	Arki	73536	Sanjay	INC	30897	42.02%	Rajender	IND	26075	35.46%	4822	6.56%	466	0.63%
33	Chintpurni (SC)	62072	Sudarshan Singh Babloo	INC	32712	52.70%	Balbir Singh	BJP	27854	44.87%	4858	7.83%	355	0.57%
34	Chopal	62227	Balbir Singh Verma	BJP	25873	41.58%	Rajneesh Kimta	INC	20840	33.49%	5033	8.09%	550	0.88%
35	Jubbal-Kotkhai	59627	Rohit Thakur	INC	31393	52.65%	Chetan Singh Bragta	BJP	26324	44.15%	5069	8.50%	187	0.31%
36	Bharmour (ST)	56509	Dr. Janak Raj	BJP	30336	53.68%	Thakur Singh Bharmouri	INC	25164	44.53%	5172	9.15%	343	0.61%
37	Theog	65980	Kuldeep Singh Rathore	INC	19447	29.47%	Ajay Shyam	BJP	14178	21.49%	5269	7.99%	349	0.53%
38	Palampur	57476	Ashish Butail	INC	30874	53.72%	Trilok Kapoor	BJP	25546	44.45%	5328	9.27%	382	0.66%
39	Ghumarwin	68092	Rajesh Dharmani	INC	35378	51.96%	Rajinder Garg	BJP	29767	43.72%	5611	8.24%	242	0.36%
40	Jhanduta (SC)	60501	Jeet Ram Katwal	BJP	28268	46.72%	Vivek Kumar	INC	22469	37.14%	5799	9.58%	246	0.41%
41	Jawalamukhi	59872	Sanjay Rattan	INC	27827	46.48%	Ravinder Singh	BJP	21423	35.78%	6404	10.70%	201	0.34%
42	Kasauli (SC)	54125	Vinod Sultanpuri	INC	28200	52.10%	Rajiv Saizal	BJP	21432	39.60%	6768	12.50%	348	0.64%
43	Anni (SC)	67468	Lokender Kumar	BJP	24133	35.77%	Paras Ram	IND	17355	25.72%	6778	10.05%	520	0.77%
44	Doon	61744	Ram Kumar	INC	32038	51.89%	Paramjeet Singh Pammi	BJP	25227	40.86%	6811	11.03%	224	0.36%
45	Kinnaur (ST)	44085	Jagat Singh Negi	INC	20696	46.95%	Surat Negi	BJP	13732	31.15%	6964	15.80%	223	0.51%
46	Sullah	75845	Vipin Singh Parmar	BJP	36670	48.35%	Jagjiwan Paul	IND	29558	38.97%	7112	9.38%	394	0.52%

S.No.	Constituency	Total Valid Votes in The Constituency	Winner	Party	Votes Polled for Winner	% Vote share for Winner	Runners Up	Party	Votes Polled for Runners up	% of Votes Polled for Runners up	Margin of Victory	% Margin of Victory	Votes Polled for NOTA	Votes Polled for NOTA %
47	Fatehpur	64133	Bhawani Singh Pathania	INC	33238	51.83%	Rakesh Pathania	BJP	25884	40.36%	7354	11.47%	185	0.29%
48	Kutlehar	66808	Davinder Kumar	INC	36636	54.84%	Virender Kanwar	BJP	29057	43.49%	7579	11.34%	378	0.57%
49	Chamba	61528	Neeraj Nayar	INC	32783	53.28%	Neelam Nayyar	BJP	25001	40.63%	7782	12.65%	539	0.88%
50	Sundernagar	66651	Rakesh Kumar	BJP	29432	44.16%	Sohan Lal	INC	21307	31.97%	8125	12.19%	211	0.32%
51	Paonta Sahib	66075	Sukh Ram	BJP	31008	46.93%	Kirnesh Jung	INC	22412	33.92%	8596	13.01%	495	0.75%
52	Kasumpti	46470	Anirudh Singh	INC	25759	55.43%	Suresh Bhardwaj	BJP	17104	36.81%	8655	18.62%	335	0.72%
53	Nachan (SC)	71559	Vinod Kumar	BJP	33200	46.40%	Naresh Kumar	INC	24244	33.88%	8956	12.52%	456	0.64%
54	Haroli	69858	Mukesh Agnihotri	INC	38652	55.33%	Ram Kumar	BJP	29504	42.23%	9148	13.10%	175	0.25%
55	Dalhousie	58246	Dhavinder Singh	BJP	33488	57.49%	Asha Kumari	INC	23570	40.47%	9918	17.03%	382	0.66%
56	Mandi	58650	Anil Sharma	BJP	31303	53.37%	Champa Thakur	INC	21297	36.31%	10006	17.06%	448	0.76%
57	Karsog (SC)	60169	Deep Raj	BJP	34512	57.36%	Mahesh Raj	INC	23978	39.85%	10534	17.51%	363	0.60%
58	Shahpur	66088	Kewal Singh	INC	36603	55.39%	Sarveen	BJP	24360	36.86%	12243	18.53%	519	0.79%
59	Hamirpur	55039	Ashish Sharma	IND	25916	47.09%	Pushpinder Verma	INC	13017	23.65%	12899	23.44%	246	0.45%
60	Nalagarh	75101	K. L. Thakur	IND	33427	44.51%	Hardeep Singh Bawa	INC	20163	26.85%	13264	17.66%	590	0.79%
61	Barsar	62907	Inder Dutt Lakhnpal	INC	30293	48.16%	Maya Sharma	BJP	16501	26.23%	13792	21.92%	297	0.47%
62	Shimla Rural	58597	Vikramaditya Singh	INC	35269	60.19%	Ravi Kumar Mehta	BJP	21409	36.54%	13860	23.65%	293	0.50%
63	Gagret	66665	Chaitanya Sharma	INC	40767	61.15%	Rajesh Thakur	BJP	25082	37.62%	15685	23.53%	404	0.61%
64	Nagrota	70275	R.S. Bali	INC	42079	59.88%	Arun Kumar ( Kuka)	BJP	26187	37.26%	15892	22.61%	385	0.55%
65	Nurpur	70664	Ranbir Singh	BJP	44132	62.45%	Ajay Mahajan	INC	25380	35.92%	18752	26.54%	302	0.43%
66	Rohru (SC)	55454	Mohan Lal Brakta	INC	34327	61.90%	Shashi Bala	BJP	14988	27.03%	19339	34.87%	413	0.74%
67	Kangra	63339	Pawan Kumar Kajal	BJP	35239	55.64%	Surinder Kumar	INC	15405	24.32%	19834	31.31%	464	0.73%
68	Seraj	70752	Jai Ram Thakur	BJP	53562	75.70%	Chet Ram	INC	15379	21.74%	38183	53.97%	292	0.41%

Table: Vote Share and Margin of Victory of Winners in Himachal Pradesh Assembly Elections 2022

## Upgraded MyNeta App




 

**Association for Democratic Reforms and  
National Election Watch present**

**THE UPGRADED  
MYNETA APP**

**DOWNLOAD TODAY!**

And be a part of our **#MeraVoteMeraDesh** Campaign



 **GET IT ON  
Google Play**  
Scan the QR code to download

Visit our website:  
[www.adrindia.org](http://www.adrindia.org)  
[www.myneta.info](http://www.myneta.info)

## Donate to ADR

We need your help to support our #MeraVoteMeraDesh campaign for upcoming State Assembly Elections. The campaign aims to eradicate corruption & criminalization in the political process, empower the voters through greater dissemination of information on the candidates and the parties.

You can contribute to us using the following QR Code or access the link on our website [here](#).



## ADR Speaks Podcast

**ADR Speaks** is a podcast series on issues related to electoral & political reforms. It focuses on the findings of ADR reports analysing background details of candidates, sources of political parties' income, election expenditure, Electoral Bonds etc. In these episodes, ADR breaks down key findings of its reports for simple understanding & accessibility to the general public, enabling them to make an informed choice. ADR podcast will also host discussions with experts, research scholars, public intellectuals, former election officials etc. on issues concerning India's democratic politics. [Please click on the icon to access the episodes on ADR website.](#)



*Listen to Our Podcast on*



**Other platforms**







## To Get Information About Candidates/Parties/MPs/MLAs/Corporators/PILs in courts



Journalist Helpline no: 8010394248

Subscribe to ADR on [WhatsApp](#)  
for updates: 7840067840

Visit: [www.myneta.info](http://www.myneta.info), [www.adrindia.org](http://www.adrindia.org)

Email: [adr@adrindia.org](mailto:adr@adrindia.org)

To contact ADR State Partners, visit:  
<https://adrindia.org/about-adr/state-coordinators>

### Social Media



[/myneta.info](http://myneta.info)



[/adr.new](http://adr.new)



[@adrspeaks](https://twitter.com/adrspeaks)



[/adrspeaks](https://www.instagram.com/adrspeaks)



[/adrspeaks](https://www.youtube.com/adrspeaks)

<https://www.linkedin.com/company/association-for-democratic-reforms/>

### Our Websites

[www.adrindia.org](http://www.adrindia.org)

Provides detailed analytical reports of Lok Sabha, State Assemblies, local body elections & financial reports of political parties & ongoing PILs in courts

[www.myneta.info](http://www.myneta.info)

Provides full information of criminal cases, asset, liability and education details declared by candidates in the self sworn affidavits

### Android Apps

**Myneta:** The criminal, financial, educational & other background information self declared by candidates in their affidavits during elections is now available on your mobile phones.

**Election Watch Reporter:** This app provides a tool to the citizens to capture violations of election related laws & the code of conduct.

Both the applications are available on Google Play Store

### Office Address

Association for Democratic Reforms  
T-95, CL House, Second Floor,  
Near Gulmohar Commercial Complex, Gautam Nagar,  
Landmark: Green Park Metro Station (GN exit),  
New Delhi-110 049,  
Tel.: 011- 41654200, Fax: 011 - 46094248

## Contact Details

### Himachal Pradesh Election Watch

Dr. O.P. Bhuraita  
State Co-ordinator  
+91 9318820000, +919418454867  
[opbhuraita@gmail.com](mailto:opbhuraita@gmail.com)  
[opbhuraita@rediffmail.com](mailto:opbhuraita@rediffmail.com)

### **Association for Democratic Reforms/National Election Watch**

<b>Media and Journalist Helpline</b>  +91 80103 94248 Email: <a href="mailto:adr@adrindia.org">adr@adrindia.org</a>	<b>Maj.Gen. Anil Verma (Retd)</b> <b>Head</b> Association for Democratic Reforms, National Election Watch 011 4165 4200, +91 88264 79910 <a href="mailto:adr@adrindia.org">adr@adrindia.org</a> , <a href="mailto:anilverma@adrindia.org">anilverma@adrindia.org</a>	<b>Prof Jagdeep Chhokar</b> <b>IIM Ahmedabad (Retd.)</b> <b>Founder Member,</b> Association for Democratic Reforms, National Election Watch <a href="mailto:jchhokar@gmail.com">jchhokar@gmail.com</a>	<b>Prof Trilochan Sastry</b> <b>IIM Bangalore</b> <b>Founder Member,</b> Association for Democratic Reforms, National Election Watch +91 94483 53285 <a href="mailto:tsastry@gmail.com">tsastry@gmail.com</a>
--	---	---	---

## **DISCLAIMER**

All information in this report has been taken by ADR from the website of the Election Commission of India (<https://affidavit.eci.gov.in/>) and all the information is available in public domain. ADR does not add or subtract any information, unless the EC changes the data. In particular, no unverified information from any other source is used. While all efforts have been made by ADR to ensure that the information is in keeping with what is available in the ECI website, in case of discrepancy between information provided by ADR through this report, anyone and that given in the ECI website, the information available on the ECI website should be treated as correct and Association for Democratic Reforms, Himachal Pradesh Election Watch and their volunteers are not responsible or liable for any direct, indirect special, or consequential damages, claims, demands, losses of any kind whatsoever, made, claimed, incurred or suffered by any party arising under or relating to the usage of data provided by ADR through this report.

It is to be noted that ADR undertakes great care and adopts utmost due diligence in analysing and dissemination of the background information of the candidates furnished by them at the time of elections from the duly self-sworn affidavits submitted with the Election Commission of India. Such information is only aimed at highlighting the growing criminality in politics, increased misuse of money in elections so as to facilitate a system of transparency, accountability and good governance and to enable voters to form an informed choice. Therefore, it is expected that anyone using this report shall undertake due care and utmost precaution while using the data provided by ADR. ADR is not responsible for any mishandling, discrepancy, inability to understand, misinterpretation or manipulation, distortion of the data in such a way so as to benefit or target a particular political party or politician or candidate.