

11<sup>th</sup> December, 2024

**Press Release**

**Jharkhand Assembly Elections 2024**

**Analysis of Vote Share and Margin of Victory and Representativeness of Winners**

**Association for Democratic Reforms**

T-95, C.L. House, 2<sup>nd</sup> Floor,  
Near Gulmohar Commercial Complex  
Gautam Nagar,  
New Delhi-110 049  
Phone: +91-011-4165-4200  
Email: [adr@adrindia.org](mailto:adr@adrindia.org)

## Contents

|   |    |
|---|----|
| Summary and Highlights .....  | 3  |
| Vote Share and Representativeness of Winners.....                                       | 5  |
| Voter Turnout.....  | 5  |
| Vote Share of Winner.....   | 6  |
| Representativeness of Winners.....  | 10 |
| Margin of Victory for Winners.....  | 10 |
| Performance of Women Winners in Jharkhand Assembly Elections, 2024 .....                | 14 |
| Performance of Re-elected Winners in Jharkhand Assembly Elections, 2024.....            | 15 |
| Details of NOTA .....   | 16 |
| Vote Share and Representativeness of Winners in Jharkhand Assembly Elections 2024 ..... | 17 |
| Vote Share and Margin of Victory of Winners in Jharkhand Assembly Elections 2024.....   | 21 |
| Contact Details .....   | 29 |
| DISCLAIMER .....  | 30 |

## Summary and Highlights

**Association for Democratic Reforms and Jharkhand Election Watch** have analysed the vote share for all **81** constituencies in the Jharkhand Assembly Elections, 2024. The voter's turnout for the Jharkhand Assembly was **68%** whereas voter's turnout in 2019 assembly elections was **65%**.

*The Jharkhand Assembly election result was declared on 23<sup>rd</sup> November 2024.*

### Vote Share of Winners

- The winners of the Jharkhand State Assembly elections **2024**, won with an average of **47%** of total votes polled. In the **2019** elections, winners won with an average of **43%** of total votes polled.
- **37(46%)** winners won with **50%** and above of the total votes polled in their constituency
- **44(54%)** winners won with less than **50%** of the total votes polled in their constituency.
- **19(43%)** out of **44** winners with declared criminal cases have won with a vote share of **50% and above**.
- **18 (49%)** out of **37** winners with clean background have won with a vote share of **50% and above**.
- **31(43%)** out of **72** crorepati winners analysed have won with a vote share of **50% and above**
- **6(67%)** out of **9** non-crorepati winners have won with a vote share of **50% and above**.

### Representativeness of Winners

- All the winners of the **Jharkhand State Assembly Elections, 2024** won with an average of **32%** of the total registered voters. This implies that the winners represent on an average, **32%** of the total electorate.

### Margin of Victory

- **5** winners have won with margin of victory of less than **1000** votes.
- **3** winners have won with more than **30%** margin of victory.

### Winners with Declared Criminal Cases and their Margin of Victory:

- **22** out of **44** winners with declared criminal cases have won against a runner up with a clean background.
- Among these **22** winners, **3** winners have won with more than **20%** margin of victory.
- Among these, **Stephen Marandi (JMM)** from **Maheshpur** constituency won with **31.7%** margin of victory.

### Winners with clean background and their Margin of Victory:

- **20** out of **37** winners with clean background have won against a runner up with declared criminal cases.
- Among these **20** winners, **4** winners have won with more than **25%** margin of victory.
- Among these, **Niral Purty (JMM)** from **Majhgaon** constituency won with **38.6%** margin of victory.

### Crorepati Winners and their Margin of Victory:

- **21** out of **72** crorepati winners have won against a non-crorepati runners up.
- Among these **21** winners, **3** winners have won with more than **25%** margin of victory.
- Among these, **Deepak Birua (JMM)** from **Chaibasa** constituency won with **39.2%** margin of victory.

### Non-crorepati Winners and their Margin of Victory:

- **7** out of **9** non-crorepati winners have won against crorepati runners up.
- Among these **7** winners, **1** winner **Ram Surya Munda (JMM)** from **Khunti** constituency won with **26.3%** margin of victory.

### Performance of Women Winners

- Among the **81** winners, **12** are women.
- All of them won with **30% and above** of vote share in their constituencies.
- Among the women winners, **Purnima Sahu (BJP)** from **Jamshedpur East** constituency has won with the highest vote share, i.e. **54.4%** in her constituency. She has won with **31.9%** representativeness and **21.8%** margin of victory.

### Performance of Re-elected Winners

- Out of total **41** re-elected winners, none have won with less than **30%** of vote share in their respective constituency. **18(44%)** have won with more than **50%** of vote share.
- **18(44%)** re-elected winners have won with less than **10%** margin of victory whereas **3** have won with more than **30%** margin of victory.

### NOTA

- The NOTA button instated by the ECI in 2013 gave the voters an option of rejecting all the candidates in their constituency. Out of **1,78,46,283** votes polled in 2024 **Jharkhand Assembly Elections**, **2,26,431 (1.27%)** were polled for NOTA.

## Vote Share and Representativeness of Winners

### Voter Turnout

The voter's turnout for the Jharkhand Assembly elections 2024 was **68%** whereas voter's turnout in 2019 assembly elections was **65%**.

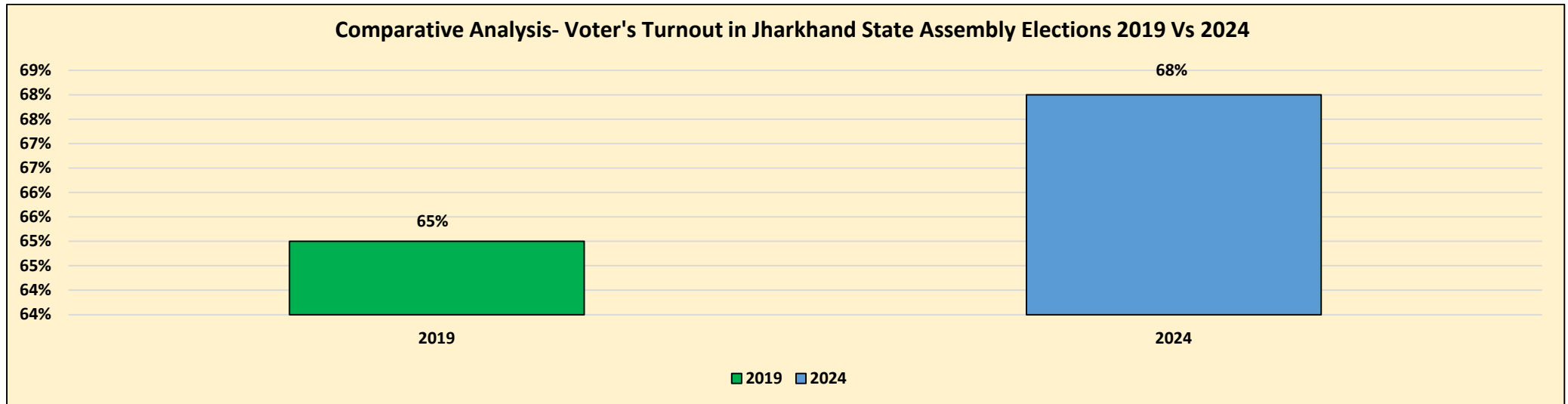


Figure: Comparative Analysis – Voters' Turnout

- **Top 3 Constituencies with Highest Voters' turnout:** The following are the top 3 constituencies with highest voters' turnout in the Jharkhand Assembly Elections, 2024

| S.No. | Constituency | Total Registered Votes | Total Valid Votes in The Constituency | % of Voters ' Turnout |
|-------|--------------|------------------------|---------------------------------------|-----------------------|
| 1     | Nala         | 242669                 | 196876                                | 81.1%                 |
| 2     | Maheshpur    | 240084                 | 192744                                | 80.3%                 |
| 3     | Kharsawan    | 227503                 | 181571                                | 79.8%                 |

Table: Top 3 Constituencies with Highest Voters' turnout

- **3 Constituencies with Lowest Voters' turnout:** The following are the 3 constituencies with lowest voters' turnout in the Jharkhand Assembly Elections, 2024

| S.No. | Constituency | Total Registered Votes | Total Valid Votes in The Constituency | % of Voters' Turnout |
|-------|--------------|------------------------|---------------------------------------|----------------------|
| 1     | RANCHI       | 379039                 | 199027                                | 52.5%                |
| 2     | BOKARO       | 584275                 | 315173                                | 53.9%                |
| 3     | DHANBAD      | 467636                 | 252960                                | 54.1%                |

Table: 3 Constituencies with Lowest Voters' turnout

### Vote Share of Winner

The percentage of vote share was calculated by dividing the votes polled for the winner by the total number of valid votes polled. The value of vote share represents votes won by the winning candidates among the total number of valid votes polled.

$$\text{Votes Share} = \frac{\text{Total Votes Polled for Winner}}{\text{Total No. of Valid Votes Polled}}$$

The winners of the Jharkhand State Assembly elections, **2024** won by an average of **47 %** of total votes polled. In the **2019** elections winners won by an average of **43%** of total votes polled.

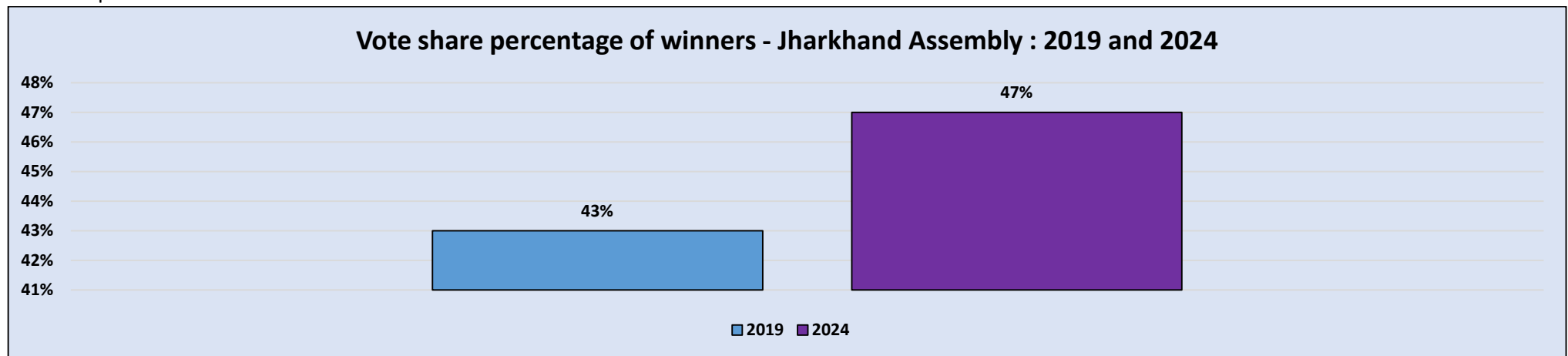


Figure: Vote share percentage of winners – Jharkhand Assembly: 2019 and 2024

- **Winners with highest vote share: 37(46%)** winners won with **50%** and above of the total votes polled in their constituency. The top **3** winners who have attained the highest vote share during the Jharkhand State Assembly Elections, 2024 are given below:

| S.No. | Winner         | Party | Constituency | Total Valid Votes in The Constituency | Total Votes Polled for Winner | % of Vote share |
|-------|----------------|-------|--------------|---------------------------------------|-------------------------------|-----------------|
| 1     | Deepak Birua   | JMM   | Chaibasa     | 165471                                | 107367                        | 64.89%          |
| 2     | Niral Purty    | JMM   | Majhgaon     | 154464                                | 94163                         | 60.96%          |
| 3     | Sudeep Gudhiya | JMM   | Torpa        | 135354                                | 80887                         | 59.76%          |

**Table: Winners with highest vote share**

- **Winners with Least Vote Share: 44(54%)** winners won with less than **50%** of the total votes polled in their constituency. **3** winners who have attained the least vote share during the Jharkhand Assembly Elections, 2024 are given below:

| S.No. | Winner              | Party      | Constituency | Total Valid Votes in The Constituency | Total Votes Polled for Winner | % of Vote share |
|-------|---------------------|------------|--------------|---------------------------------------|-------------------------------|-----------------|
| 1     | Nirmal Mahto        | AJSU Party | Mandu        | 285343                                | 90871                         | 31.85%          |
| 2     | Naresh Prasad Singh | RJD        | Bishrampur   | 229859                                | 74338                         | 32.34%          |
| 3     | Amit Kumar Yadav    | BJP        | Barkatha     | 250905                                | 82221                         | 32.77%          |

**Table: Winners with least vote share**

### Party Wise Vote Share

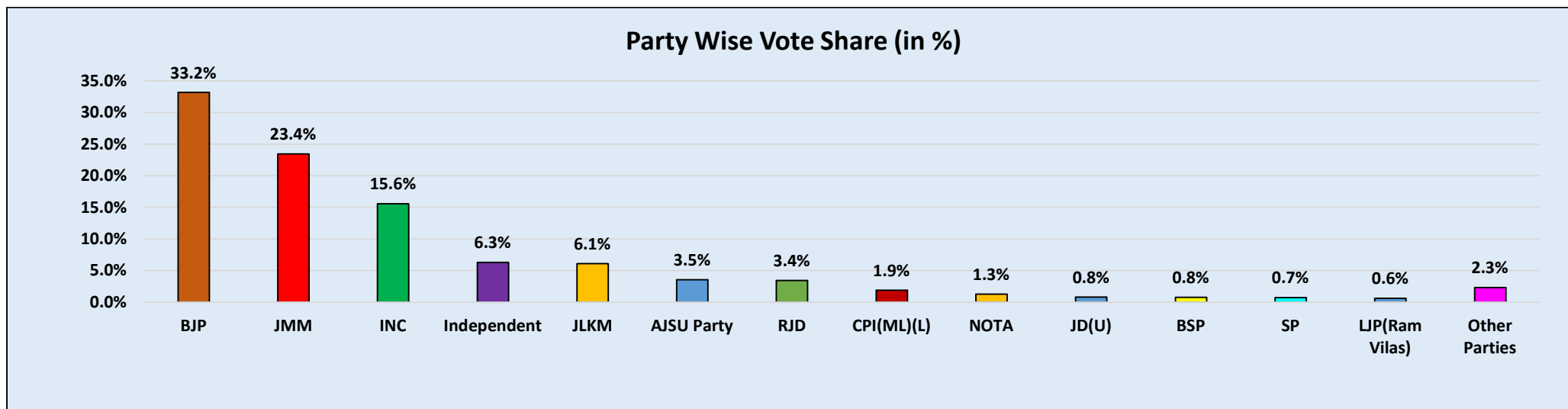


Figure: Party Wise - Vote Share

| S.No. | Party  | Number of Total Votes Polled for the Party | Percentage of Vote Share |
|-------|--|--|--------------------------|
| 1     | Bharatiya Janata Party                                   | 5921474                                    | 33.2%                    |
| 2     | Jharkhand Mukti Morcha                                   | 4183281                                    | 23.4%                    |
| 3     | Indian National Congress                                 | 2776805                                    | 15.6%                    |
| 4     | Independent  | 1126753                                    | 6.3%                     |
| 5     | Jharkhand Loktantrik Krantikari Morcha                   | 1092178                                    | 6.1%                     |
| 6     | AJSU Party   | 632186                                     | 3.5%                     |
| 7     | Rashtriya Janata Dal                                     | 613880                                     | 3.4%                     |
| 8     | Communist Party of India (Marxist-Leninist) (Liberation) | 337062                                     | 1.9%                     |
| 9     | None of the Above  | 226431                                     | 1.3%                     |
| 10    | Janata Dal (United)                                      | 145040                                     | 0.8%                     |
| 11    | Bahujan Samaj Party                                      | 139801                                     | 0.8%                     |
| 12    | Samajwadi Party  | 130432                                     | 0.7%                     |
| 13    | Lok Janshakti Party (Ram Vilas)                          | 109019                                     | 0.6%                     |
| 14    | Other Parties  | 411941                                     | 2.3%                     |

Table: Party wise vote share



- **Winners with declared criminal cases and their vote share:** 19(43%) out of 44 winners with declared criminal cases have won with a vote share of 50% and above.
- **Winners with clean background and their Vote Share:** 18 (49%) out of 37 winners with clean background have won with a vote share of 50% and above.

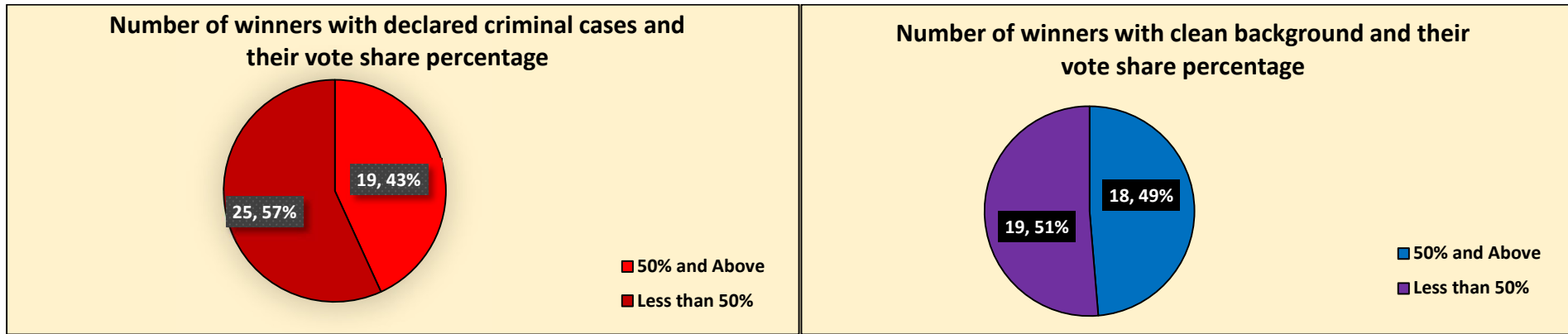


Figure: Vote share of winners with declared criminal cases and clean background winners

- **Crorepatri winners and their vote share:** 31(43%) out of 72 crorepati winners analysed have won with a vote share of 50% and above.
- **Non-crorepatri winners and their vote share:** 6(67%) out of 9 non-crorepatri winners have won with a vote share of 50% and above.

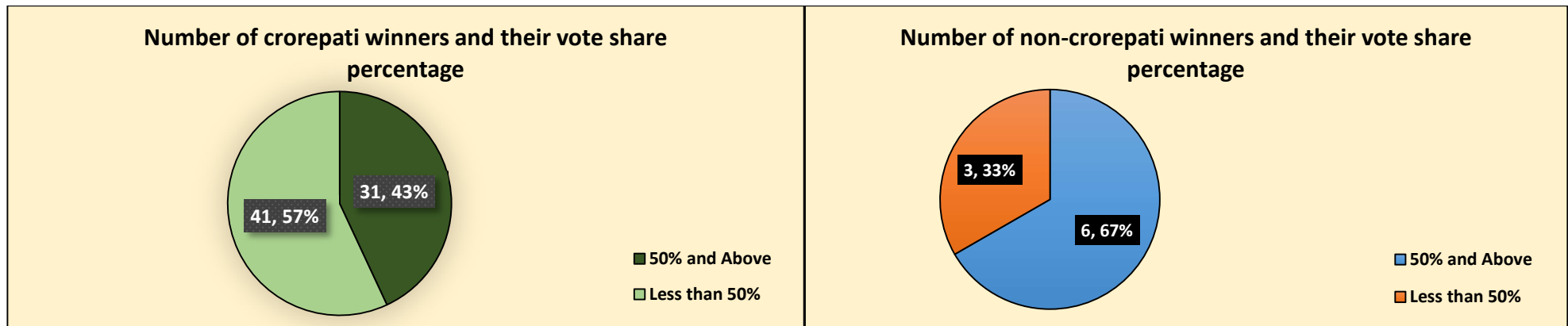


Figure: Vote share of winners with crorepati and non-crorepatri winners

## Representativeness of Winners

The percentage of representation is calculated by dividing the votes polled for the winner by the electorate i.e. the total number of registered voters. This value represents the percentage of votes won by the winning candidate among the total number of registered voters in the constituency.

$$\text{Representativeness} = \frac{\text{Total Votes polled for Winner}}{\text{Total No. of Registered Voters}}$$

All the winners of the **Jharkhand State Assembly Elections, 2024** won with an average of **32%** of the total registered voters. This implies that the winners represent on an average, **32%** of the total electorate.

## Margin of Victory for Winners

$$\text{Margin of Victory} = \text{Vote Polled for Winners} - \text{Votes Polled for the Runner Up}$$

Winners with Margin of Victory less than 1000 votes: The details of winners with Margin of Victory less than **1000** votes are given below:

| S.No. | Constituency | Total Valid Votes in The Constituency | Winner                 | Party      | Votes Polled for Winners | % Vote share for Winner | Runners Up             | Party | Votes Polled for Runners up | % of Votes Polled for Runners up | Margin of Victory | % Margin of Victory |
|-------|--------------|---------------------------------------|------------------------|------------|--------------------------|-------------------------|------------------------|-------|-----------------------------|----------------------------------|-------------------|---------------------|
| 1     | Mandu        | 285343                                | Nirmal Mahto           | AJSU Party | 90871                    | 31.85%                  | Jai Prakash Bhai Patel | INC   | 90640                       | 31.77                            | 231               | 0.08%               |
| 2     | Latehar      | 219204                                | Prakash Ram            | BJP        | 98062                    | 44.74%                  | Baidyanath Ram         | JMM   | 97628                       | 44.54                            | 434               | 0.20%               |
| 3     | Chhatarpur   | 196745                                | Radha Krishana Kishore | INC        | 71857                    | 36.52%                  | Pushpa Devi            | BJP   | 71121                       | 36.15                            | 736               | 0.37%               |
| 4     | Daltonganj   | 265856                                | Alok Kumar Chaurasiya  | BJP        | 102175                   | 38.43%                  | Krishna Nand Tripathi  | INC   | 101285                      | 38.1                             | 890               | 0.33%               |
| 5     | Kanke        | 307093                                | Suresh Kumar Baitha    | INC        | 133499                   | 43.47%                  | Dr. Jitu Charan Ram    | BJP   | 132531                      | 43.16                            | 968               | 0.32%               |

**Table: Winners with Margin of Victory less than 1000 votes**

**Winners with Margin of Victory more than 30%:** The details of Winners with Margin of Victory more than **30%** are given below:

| S.No. | Constituency | Total Valid Votes in The Constituency | Winner          | Party | Votes Polled for Winners | % Vote share for Winner | Runners Up              | Party | Votes Polled for Runners up | % of Votes Polled for Runners up | Margin of Victory | % Margin of Victory |
|-------|--------------|---------------------------------------|-----------------|-------|--------------------------|-------------------------|-------------------------|-------|-----------------------------|----------------------------------|-------------------|---------------------|
| 1     | Chaibasa     | 165471                                | Deepak Birua    | JMM   | 107367                   | 64.89%                  | Geeta Balmuchu          | BJP   | 42532                       | 25.7                             | 64835             | 39.18%              |
| 2     | Majhgaon     | 154464                                | Niral Purty     | JMM   | 94163                    | 60.96%                  | Barkuwar Gagrai         | BJP   | 34560                       | 22.37                            | 59603             | 38.59%              |
| 3     | Maheshpur    | 192744                                | Stephen Marandi | JMM   | 114924                   | 59.63%                  | Navneet Anthony Hembrom | BJP   | 53749                       | 27.89                            | 61175             | 31.74%              |

**Table: Winners with Margin of Victory more than 30%**

**Winners with Declared Criminal Cases and their Margin of Victory:**

- **22** out of **44** winners with declared criminal cases have won against a runner up with a clean background.
- Among these **22** winners, **3** winners have won with more than **20%** margin of victory.
- Among these, **Stephen Marandi (JMM)** from **Maheshpur** constituency won with **31.7%** margin of victory.

**Winners with clean background and their Margin of Victory:**

- **20** out of **37** winners with clean background have won against a runner up with declared criminal cases.
- Among these **20** winners, **4** winners have won with more than **25%** margin of victory.
- Among these, **Niral Purty (JMM)** from **Majhgaon** constituency won with **38.6%** margin of victory.

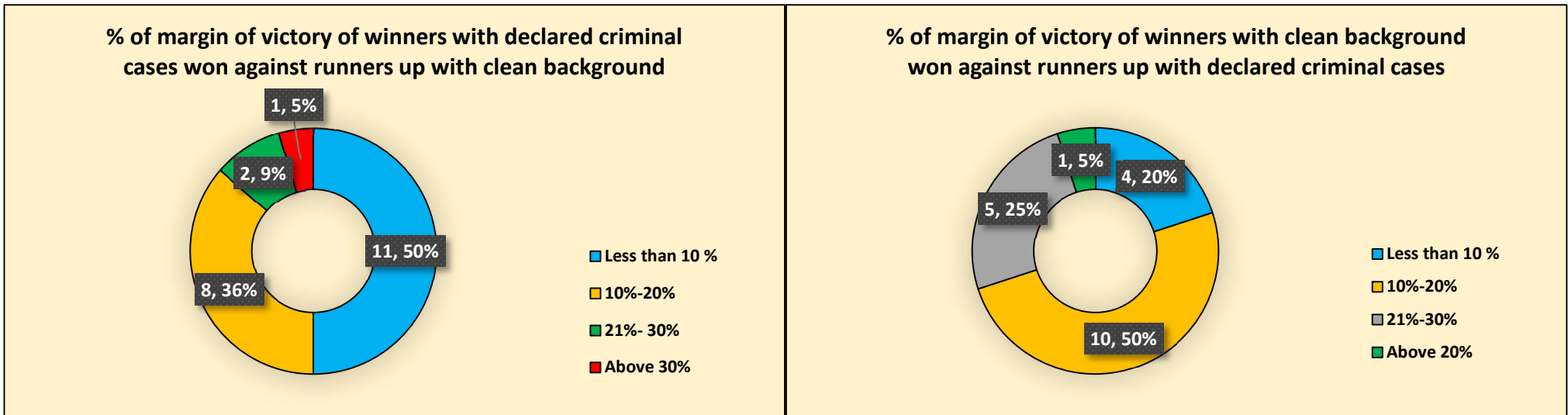


Figure: Margin of victory of winners with declared criminal cases and clean background winners

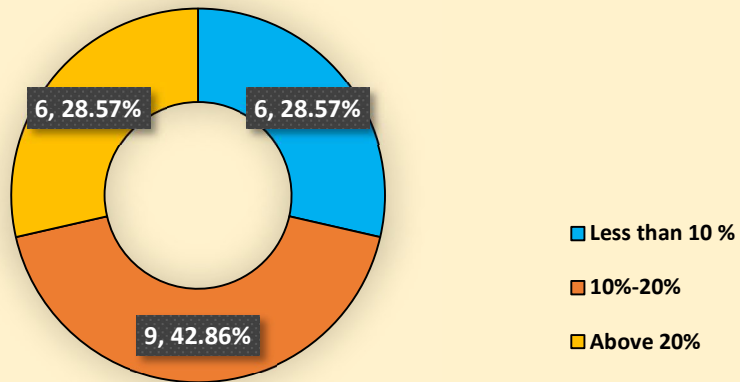
**Crorepati Winners and their Margin of Victory:**

- 21 out of 72 crorepati winners have won against a non-crorepati runners up.
- Among these 21 winners, 3 winners have won with more than 25% margin of victory.
- Among these, **Deepak Birua (JMM)** from **Chaibasa** constituency won with **39.2%** margin of victory.

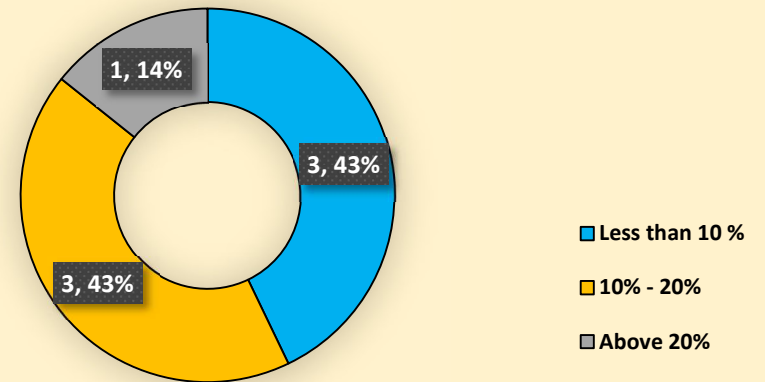
**Non-crorepati Winners and their Margin of Victory:**

- 7 out of 9 non-crorepati winners have won against crorepati runners up.
- Among these 7 winners, 1 winner **Ram Surya Munda (JMM)** from **Khunti** constituency won with **26.3%** margin of victory.

**% of margin of victory of crorepati winners against non-crorepati runners up**



**% of margin of victory of non-crorepati winners against crorepati runners up**



**Figure: Margin of victory of crorepati winners and non-crorepati winners**

### Performance of Women Winners in Jharkhand Assembly Elections, 2024

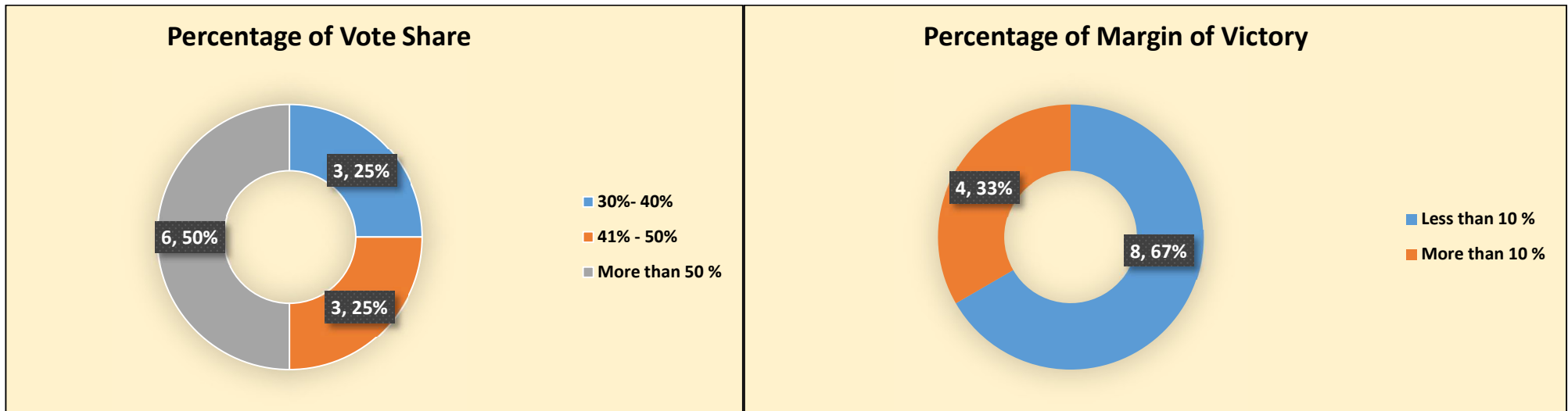


Figure: Performance of Women Winners

- Among the **81** winners, **12** are women.
- All of them won with **30% and above** of vote share in their constituencies.
- Among the women winners, **Purnima Sahu (BJP)** from **Jamshedpur East** constituency has won with the highest vote share, i.e. **54.4%** in her constituency. She has won with **31.9%** representativeness and **21.8%** margin of victory.

### Performance of Re-elected Winners in Jharkhand Assembly Elections, 2024

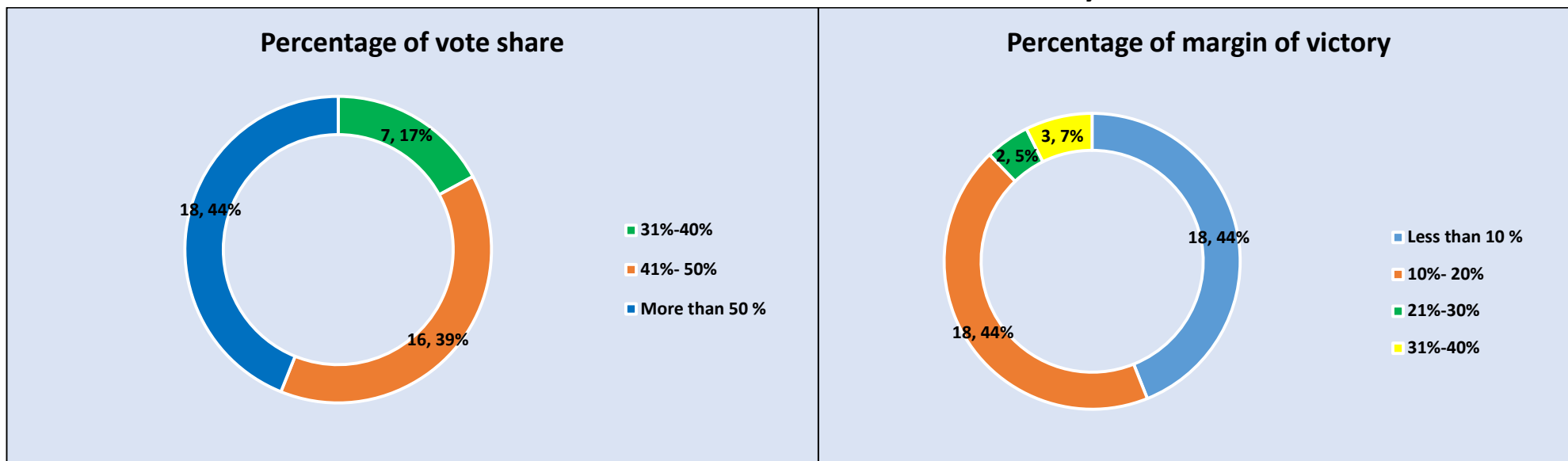


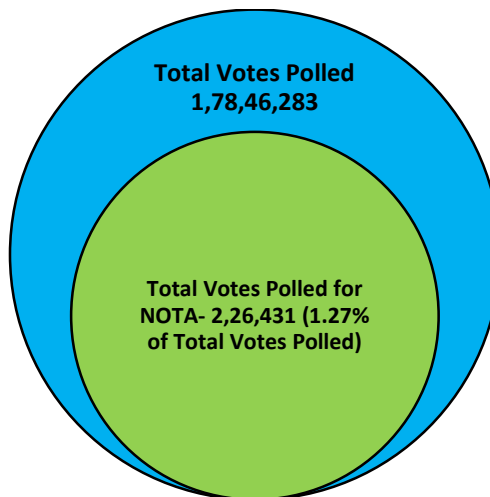
Figure: Performance of Re-Elected Winners

| Percentage Range | Vote Share | Margin of Victory |
|------------------|------------|-------------------|
| Less than 10 %   | 0          | 18                |
| 10%- 20%         | 0          | 18                |
| 21%-30%          | 0          | 2                 |
| 31%-40%          | 7          | 3                 |
| 41%- 50%         | 16         | 0                 |
| More than 50 %   | 18         | 0                 |

Table: Performance of Re-Elected Winners

- Out of total **41** re-elected winners, none have won with less than **30%** of vote share in their respective constituency. **18(44%)** have won with more than **50%** of vote share.
- **18(44%)** re-elected winners have won with less than **10%** margin of victory whereas **3** have won with more than **30%** margin of victory.

### Details of NOTA



- The NOTA button instated by the ECI in 2013 gave the voters an option of rejecting all the candidates in their constituency. Out of **1,78,46,283** votes polled in 2024 **Jharkhand Assembly Elections, 2,26,431 (1.27%)** were polled for NOTA.
- The top ten constituencies with highest votes polled for NOTA are as follows:

| S.No. | Constituency | Total Valid Votes in The Constituency | Votes Polled for Winners | % Vote share for Winner | Votes Polled for Runners up | % of Votes Polled for Runners up | Votes Polled for NOTA | Votes Polled for NOTA % |
|-------|--------------|---------------------------------------|--------------------------|-------------------------|-----------------------------|----------------------------------|-----------------------|-------------------------|
| 1     | CHATRA       | 109019                                | 40.58%                   | 268657                  | 90618                       | 33.73                            | 8071                  | 3.00%                   |
| 2     | SIMARIA      | 111906                                | 44.47%                   | 251640                  | 107905                      | 42.88                            | 6928                  | 2.75%                   |
| 3     | BISHUNPUR    | 100336                                | 49.64%                   | 202140                  | 67580                       | 33.43                            | 6187                  | 3.06%                   |
| 4     | KODARMA      | 86734                                 | 33.69%                   | 257434                  | 80919                       | 31.43                            | 5909                  | 2.30%                   |
| 5     | BAGODAR      | 127501                                | 50.22%                   | 253898                  | 94884                       | 37.37                            | 5440                  | 2.14%                   |
| 6     | SINDRI       | 105136                                | 39.64%                   | 265202                  | 101688                      | 38.34                            | 5376                  | 2.03%                   |
| 7     | MANOHARPUR   | 73034                                 | 51.53%                   | 141737                  | 41078                       | 28.98                            | 5347                  | 3.77%                   |
| 8     | JAGANATHPUR  | 57065                                 | 40.89%                   | 139556                  | 49682                       | 35.6                             | 5183                  | 3.71%                   |
| 9     | JAMUA        | 117532                                | 53.40%                   | 220077                  | 84901                       | 38.58                            | 5033                  | 2.29%                   |
| 10    | MANIKA       | 74946                                 | 42.50%                   | 176351                  | 58092                       | 32.94                            | 5030                  | 2.85%                   |

Table: Top 10 Constituencies with highest votes polled for NOTA



### Vote Share and Representativeness of Winners in Jharkhand Assembly Elections 2024

| S.No. | Constituency  | Total Registered Voters | Total Valid Votes in The Constituency | Winner                       | Party                                  | Total Votes Polled for Winners | % Vote share for Winner | % of Representativeness |
|-------|---------------|-------------------------|---------------------------------------|------------------------------|--|--------------------------------|-------------------------|-------------------------|
| 1     | Baghmara      | 295391                  | 199623                                | Shatrughan Mahto             | BJP                                    | 87529                          | 44%                     | 30%                     |
| 2     | Bagodar       | 387283                  | 253898                                | Nagendra Mahto               | BJP                                    | 127501                         | 50%                     | 33%                     |
| 3     | Baharagora    | 239900                  | 191264                                | Samir Kumar Mohanty          | JMM                                    | 96870                          | 51%                     | 40%                     |
| 4     | Barhait       | 225885                  | 162197                                | Hemant Soren                 | JMM                                    | 95612                          | 59%                     | 42%                     |
| 5     | Barhi         | 335144                  | 221693                                | Manoj Kumar Yadav            | BJP                                    | 113274                         | 51%                     | 34%                     |
| 6     | Barkagaon     | 386072                  | 265680                                | Roshan Lal Choudhary         | BJP                                    | 124468                         | 47%                     | 32%                     |
| 7     | Barkatha      | 388713                  | 250905                                | Amit Kumar Yadav             | BJP                                    | 82221                          | 33%                     | 21%                     |
| 8     | Bermo         | 328688                  | 223718                                | Kumar Jaimangal (Anup Singh) | INC                                    | 90246                          | 40%                     | 27%                     |
| 9     | Bhawanathpur  | 440321                  | 301643                                | Anant Pratap Deo             | JMM                                    | 146265                         | 48%                     | 33%                     |
| 10    | Bishrampur    | 359702                  | 229859                                | Naresh Prasad Singh          | RJD                                    | 74338                          | 32%                     | 21%                     |
| 11    | Bishunpur     | 282183                  | 202140                                | Chamra Linda                 | JMM                                    | 100336                         | 50%                     | 36%                     |
| 12    | Bokaro        | 584275                  | 315173                                | Shwettaa Singh               | INC                                    | 133438                         | 42%                     | 23%                     |
| 13    | Borio         | 284593                  | 191590                                | Dhananjay Soren              | JMM                                    | 97317                          | 51%                     | 34%                     |
| 14    | Chaibasa      | 233698                  | 165471                                | Deepak Birua                 | JMM                                    | 107367                         | 65%                     | 46%                     |
| 15    | Chakradharpur | 208581                  | 144290                                | Sukhram Oraon                | JMM                                    | 58639                          | 41%                     | 28%                     |
| 16    | Chandankiyari | 281049                  | 211513                                | Uma Kant Rajak               | JMM                                    | 90027                          | 43%                     | 32%                     |
| 17    | Chatra        | 427699                  | 268657                                | Janardhan Paswan             | Lok Janshakti Party(Ram Vilas)         | 109019                         | 41%                     | 25%                     |
| 18    | Chhatarpur    | 319783                  | 196745                                | Radha Krishana Kishore       | INC                                    | 71857                          | 37%                     | 22%                     |
| 19    | Daltonganj    | 402626                  | 265856                                | Alok Kumar Chaurasiya        | BJP                                    | 102175                         | 38%                     | 25%                     |
| 20    | Deoghar       | 437732                  | 291577                                | Suresh Paswan                | RJD                                    | 156079                         | 54%                     | 36%                     |
| 21    | Dhanbad       | 467636                  | 252960                                | Raj Sinha                    | BJP                                    | 136336                         | 54%                     | 29%                     |
| 22    | Dhanwar       | 371051                  | 234416                                | Babu Lal Marandi             | BJP                                    | 106296                         | 45%                     | 29%                     |
| 23    | Dumka         | 259784                  | 186419                                | Basant Soren                 | JMM                                    | 95685                          | 51%                     | 37%                     |
| 24    | Dumri         | 316248                  | 226057                                | Jairam Kumar Mahato          | Jharkhand Loktantrik Krantikari Morcha | 94496                          | 42%                     | 30%                     |

| S.No. | Constituency    | Total Registered Voters | Total Valid Votes in The Constituency | Winner                   | Party | Total Votes Polled for Winners | % Vote share for Winner | % of Representativeness |
|-------|-----------------|-------------------------|---------------------------------------|--------------------------|-------|--------------------------------|-------------------------|-------------------------|
| 25    | Gandey          | 319910                  | 236339                                | Kalpna Murmu Soren       | JMM   | 119372                         | 51%                     | 37%                     |
| 26    | Garhwa          | 419614                  | 293209                                | Satyendra Nath Tiwari    | BJP   | 133109                         | 45%                     | 32%                     |
| 27    | Ghatsila        | 250295                  | 190966                                | Ram Das Soren            | JMM   | 98356                          | 52%                     | 39%                     |
| 28    | Giridih         | 304898                  | 207682                                | Sudivya Kumar            | JMM   | 94042                          | 45%                     | 31%                     |
| 29    | Godda           | 314588                  | 220916                                | Sanjay Prasad Yadav      | RJD   | 109487                         | 50%                     | 35%                     |
| 30    | Gomia           | 313744                  | 225569                                | Yogendra Prasad          | JMM   | 95170                          | 42%                     | 30%                     |
| 31    | Gumla           | 247953                  | 164866                                | Bhushan Tirkey           | JMM   | 84974                          | 52%                     | 34%                     |
| 32    | Hatia           | 526189                  | 311120                                | Navin Jaiswal            | BJP   | 152949                         | 49%                     | 29%                     |
| 33    | Hazaribagh      | 439552                  | 268643                                | Pradip Prasad            | BJP   | 139458                         | 52%                     | 32%                     |
| 34    | Hussainabad     | 323139                  | 194079                                | Sanjay Kumar Singh Yadav | RJD   | 81476                          | 42%                     | 25%                     |
| 35    | Ichagarh        | 289382                  | 228753                                | Sabita Mahato            | JMM   | 77552                          | 34%                     | 27%                     |
| 36    | Jaganathpur     | 198634                  | 139556                                | Sona Ram Sinku           | INC   | 57065                          | 41%                     | 29%                     |
| 37    | Jama            | 225112                  | 162973                                | Lois Marandi             | JMM   | 76424                          | 47%                     | 34%                     |
| 38    | Jamshedpur East | 336423                  | 197096                                | Purnima Sahu             | BJP   | 107191                         | 54%                     | 32%                     |
| 39    | Jamshedpur West | 386988                  | 221722                                | Saryu Roy                | JD(U) | 103631                         | 47%                     | 27%                     |
| 40    | Jamtara         | 321367                  | 244009                                | Irfan Ansari             | INC   | 133266                         | 55%                     | 41%                     |
| 41    | Jamua           | 359336                  | 220077                                | Manju Kumari             | BJP   | 117532                         | 53%                     | 33%                     |
| 42    | Jarmundi        | 271664                  | 194742                                | Devendra Kunwar          | BJP   | 94892                          | 49%                     | 35%                     |
| 43    | Jharia          | 302673                  | 170758                                | Ragini Singh             | BJP   | 87892                          | 51%                     | 29%                     |
| 44    | Jugsalai        | 353447                  | 251349                                | Mangal Kalindi           | JMM   | 121290                         | 48%                     | 34%                     |
| 45    | Kanke           | 481815                  | 307093                                | Suresh Kumar Baitha      | INC   | 133499                         | 43%                     | 28%                     |
| 46    | Kharsawan       | 227503                  | 181571                                | Dashrath Gagrai          | JMM   | 85772                          | 47%                     | 38%                     |
| 47    | Khijri          | 374945                  | 263332                                | Rajesh Kachhap           | INC   | 124049                         | 47%                     | 33%                     |
| 48    | Khunti          | 225809                  | 159842                                | Ram Surya Munda          | JMM   | 91721                          | 57%                     | 41%                     |
| 49    | Kodarma         | 405318                  | 257434                                | Dr. Neera Yadav          | BJP   | 86734                          | 34%                     | 21%                     |

| S.No. | Constituency | Total Registered Voters | Total Valid Votes in The Constituency | Winner                        | Party      | Total Votes Polled for Winners | % Vote share for Winner | % of Representativeness |
|-------|--------------|-------------------------|---------------------------------------|-------------------------------|------------|--------------------------------|-------------------------|-------------------------|
| 50    | Kolebira     | 210037                  | 145351                                | Naman Bixal Kongari           | INC        | 75376                          | 52%                     | 36%                     |
| 51    | Latehar      | 308236                  | 219204                                | Prakash Ram                   | BJP        | 98062                          | 45%                     | 32%                     |
| 52    | Litipara     | 217847                  | 163925                                | Hemlal Murmu                  | JMM        | 88469                          | 54%                     | 41%                     |
| 53    | Lohardaga    | 287746                  | 213940                                | Rameshwar Oraon               | INC        | 113507                         | 53%                     | 39%                     |
| 54    | Madhupur     | 368385                  | 282427                                | Hafizul Hassan                | JMM        | 143953                         | 51%                     | 39%                     |
| 55    | Mahagama     | 334116                  | 223545                                | Deepika Pandey Singh          | INC        | 114069                         | 51%                     | 34%                     |
| 56    | Maheshpur    | 240084                  | 192744                                | Stephen Marandi               | JMM        | 114924                         | 60%                     | 48%                     |
| 57    | Majhgaon     | 216721                  | 154464                                | Niral Purty                   | JMM        | 94163                          | 61%                     | 43%                     |
| 58    | Mandar       | 379903                  | 277366                                | Shilpi Neha Tirkey            | INC        | 135936                         | 49%                     | 36%                     |
| 59    | Mandu        | 431452                  | 285343                                | Nirmal Mahto                  | AJSU Party | 90871                          | 32%                     | 21%                     |
| 60    | Manika       | 260816                  | 176351                                | Ramchandra Singh              | INC        | 74946                          | 42%                     | 29%                     |
| 61    | Manoharpur   | 221411                  | 141737                                | Jagat Majhi                   | JMM        | 73034                          | 52%                     | 33%                     |
| 62    | Nala         | 242669                  | 196876                                | Rabindra Nath Mahato          | JMM        | 92702                          | 47%                     | 38%                     |
| 63    | Nirsa        | 331939                  | 239735                                | Arup Chatterjee               | CPI(ML)(L) | 104855                         | 44%                     | 32%                     |
| 64    | Pakaur       | 390206                  | 298116                                | Nisat Alam                    | INC        | 155827                         | 52%                     | 40%                     |
| 65    | Panki        | 326288                  | 215928                                | Kushwaha Shashi Bhushan Mehta | BJP        | 75991                          | 35%                     | 23%                     |
| 66    | Poreyahat    | 317044                  | 222763                                | Pradeep Yadav                 | INC        | 117842                         | 53%                     | 37%                     |
| 67    | Potka        | 311654                  | 231528                                | Sanjib Sardar                 | JMM        | 120322                         | 52%                     | 39%                     |
| 68    | Rajmahal     | 355762                  | 261163                                | Md. Tajuddin                  | JMM        | 140176                         | 54%                     | 39%                     |
| 69    | Ramgarh      | 356993                  | 260291                                | Mamta Devi                    | INC        | 89818                          | 35%                     | 25%                     |
| 70    | Ranchi       | 379039                  | 199027                                | Chandreshwar Prasad Singh     | BJP        | 107290                         | 54%                     | 28%                     |
| 71    | Sarath       | 316682                  | 248952                                | Uday Shankar Singh            | JMM        | 135219                         | 54%                     | 43%                     |
| 72    | Seraikella   | 369562                  | 269654                                | Champai Soren                 | BJP        | 119379                         | 44%                     | 32%                     |
| 73    | Sikaripara   | 230739                  | 174313                                | Alok Kumar Soren              | JMM        | 102199                         | 59%                     | 44%                     |
| 74    | Silli        | 224794                  | 174572                                | Amit Kumar                    | JMM        | 73169                          | 42%                     | 33%                     |
| 75    | Simaria      | 377446                  | 251640                                | Kumar Ujjwal                  | BJP        | 111906                         | 44%                     | 30%                     |

| S.No. | Constituency | Total Registered Voters | Total Valid Votes in The Constituency | Winner                | Party      | Total Votes Polled for Winners | % Vote share for Winner | % of Representativeness |
|-------|--------------|-------------------------|---------------------------------------|-----------------------|------------|--------------------------------|-------------------------|-------------------------|
| 76    | Simdega      | 243593                  | 170827                                | Bhushan Bara          | INC        | 75392                          | 44%                     | 31%                     |
| 77    | Sindri       | 364662                  | 265202                                | Chandradeo Mahato     | CPI(ML)(L) | 105136                         | 40%                     | 29%                     |
| 78    | Sisai        | 263873                  | 192521                                | Jiga Susaran Horo     | JMM        | 106058                         | 55%                     | 40%                     |
| 79    | Tamar        | 218637                  | 163001                                | Vikas Kumar Munda     | JMM        | 65655                          | 40%                     | 30%                     |
| 80    | Torpa        | 199272                  | 135354                                | Sudeep Gudhiya        | JMM        | 80887                          | 60%                     | 41%                     |
| 81    | Tundi        | 319441                  | 231383                                | Mathura Prasad Mahato | JMM        | 95527                          | 41%                     | 30%                     |

**Table: Vote Share and Representativeness of Winners**

### Vote Share and Margin of Victory of Winners in Jharkhand Assembly Elections 2024

| S.No. | Constituency | Total Valid Votes in The Constituency | Winner                       | Party | Votes Polled for Winners | % Vote share for Winner | Runners Up               | Party                                  | Votes Polled for Runners up | % of Votes Polled for Runners up | Margin of Victory | % Margin of Victory | Votes Polled for NOTA | Votes Polled for NOTA % |
|-------|--------------|---------------------------------------|------------------------------|-------|--------------------------|-------------------------|--------------------------|--|-----------------------------|----------------------------------|-------------------|---------------------|-----------------------|-------------------------|
| 1     | Baghmara     | 199623                                | Shatrughan Mahto             | BJP   | 87529                    | 43.85%                  | Jaleshwar Mahato         | INC                                    | 68847                       | 34.49                            | 18682             | 9.36%               | 2953                  | 1.48%                   |
| 2     | Bagodar      | 253898                                | Nagendra Mahto               | BJP   | 127501                   | 50.22%                  | Vinod Kumar Singh        | CPI(ML)(L)                             | 94884                       | 37.37                            | 32617             | 12.85%              | 5440                  | 2.14%                   |
| 3     | Baharagora   | 191264                                | Samir Kumar Mohanty          | JMM   | 96870                    | 50.65%                  | Dineshananda Goswami     | BJP                                    | 78745                       | 41.17                            | 18125             | 9.48%               | 2495                  | 1.30%                   |
| 4     | Barhait      | 162197                                | Hemant Soren                 | JMM   | 95612                    | 58.95%                  | Gamliyel Hembrom         | BJP                                    | 55821                       | 34.42                            | 39791             | 24.53%              | 3469                  | 2.14%                   |
| 5     | Barhi        | 221693                                | Manoj Kumar Yadav            | BJP   | 113274                   | 51.09%                  | Arun Sahu                | INC                                    | 63983                       | 28.86                            | 49291             | 22.23%              | 1508                  | 0.68%                   |
| 6     | Barkagaon    | 265680                                | Roshan Lal Choudhary         | BJP   | 124468                   | 46.85%                  | Amba Prasad              | INC                                    | 93075                       | 35.03                            | 31393             | 11.82%              | 1179                  | 0.44%                   |
| 7     | Barkatha     | 250905                                | Amit Kumar Yadav             | BJP   | 82221                    | 32.77%                  | Janki Prasad Yadav       | JMM                                    | 78561                       | 31.31                            | 3660              | 1.46%               | 1031                  | 0.41%                   |
| 8     | Bermo        | 223718                                | Kumar Jaimangal (Anup Singh) | INC   | 90246                    | 40.34%                  | Jairam Kumar Mahato      | Jharkhand Loktantrik Krantikari Morcha | 60871                       | 27.21                            | 29375             | 13.13%              | 2443                  | 1.09%                   |
| 9     | Bhawanathpur | 301643                                | Anant Pratap Deo             | JMM   | 146265                   | 48.49%                  | Bhanu Pratap Shahi       | BJP                                    | 124803                      | 41.37                            | 21462             | 7.12%               | 1244                  | 0.41%                   |
| 10    | Bishrampur   | 229859                                | Naresh Prasad Singh          | RJD   | 74338                    | 32.34%                  | Ramchandra Chandravanshi | BJP                                    | 59751                       | 25.99                            | 14587             | 6.35%               | 892                   | 0.39%                   |
| 11    | Bishunpur    | 202140                                | Chamra Linda                 | JMM   | 100336                   | 49.64%                  | Samir Oraon              | BJP                                    | 67580                       | 33.43                            | 32756             | 16.20%              | 6187                  | 3.06%                   |
| 12    | Bokaro       | 315173                                | Shwettaa Singh               | INC   | 133438                   | 42.34%                  | Biranchi Narayan         | BJP                                    | 126231                      | 40.05                            | 7207              | 2.29%               | 3730                  | 1.18%                   |
| 13    | Borio        | 191590                                | Dhananjay Soren              | JMM   | 97317                    | 50.79%                  | Lobin Hembram            | BJP                                    | 78044                       | 40.73                            | 19273             | 10.06%              | 3566                  | 1.86%                   |

| S.No. | Constituency  | Total Valid Votes in The Constituency | Winner                 | Party                                  | Votes Polled for Winners | % Vote share for Winner | Runners Up             | Party                                  | Votes Polled for Runners up | % of Votes Polled for Runners up | Margin of Victory | % Margin of Victory | Votes Polled for NOTA | Votes Polled for NOTA % |
|-------|---------------|---------------------------------------|------------------------|--|--------------------------|-------------------------|------------------------|--|-----------------------------|----------------------------------|-------------------|---------------------|-----------------------|-------------------------|
| 14    | Chaibasa      | 165471                                | Deepak Birua           | JMM                                    | 107367                   | 64.89%                  | Geeta Balmuchu         | BJP                                    | 42532                       | 25.7                             | 64835             | 39.18%              | 2528                  | 1.53%                   |
| 15    | Chakradharpur | 144290                                | Sukhram Oraon          | JMM                                    | 58639                    | 40.64%                  | Shashibhushan Samad    | BJP                                    | 49329                       | 34.19                            | 9310              | 6.45%               | 3444                  | 2.39%                   |
| 16    | Chandankiyari | 211513                                | Uma Kant Rajak         | JMM                                    | 90027                    | 42.56%                  | Arjun Rajwar           | Jharkhand Loktantrik Krantikari Morcha | 56294                       | 26.61                            | 33733             | 15.95%              | 3399                  | 1.61%                   |
| 17    | Chatra        | 268657                                | Janardhan Paswan       | Lok Janshakti Party(Ram Vilas)         | 109019                   | 40.58%                  | Rashmi Prakash         | RJD                                    | 90618                       | 33.73                            | 18401             | 6.85%               | 8071                  | 3.00%                   |
| 18    | Chhatarpur    | 196745                                | Radha Krishana Kishore | INC                                    | 71857                    | 36.52%                  | Pushpa Devi            | BJP                                    | 71121                       | 36.15                            | 736               | 0.37%               | 3026                  | 1.54%                   |
| 19    | Daltonganj    | 265856                                | Alok Kumar Chaurasiya  | BJP                                    | 102175                   | 38.43%                  | Krishna Nand Tripathi  | INC                                    | 101285                      | 38.1                             | 890               | 0.33%               | 1214                  | 0.46%                   |
| 20    | Deoghar       | 291577                                | Suresh Paswan          | RJD                                    | 156079                   | 53.53%                  | Narayan Das            | BJP                                    | 116358                      | 39.91                            | 39721             | 13.62%              | 3906                  | 1.34%                   |
| 21    | Dhanbad       | 252960                                | Raj Sinha              | BJP                                    | 136336                   | 53.90%                  | Ajay Kumar Dubey       | INC                                    | 87595                       | 34.63                            | 48741             | 19.27%              | 1735                  | 0.69%                   |
| 22    | Dhanwar       | 234416                                | Babu Lal Marandi       | BJP                                    | 106296                   | 45.35%                  | Nizam Uddin Ansari     | JMM                                    | 70858                       | 30.23                            | 35438             | 15.12%              | 1312                  | 0.56%                   |
| 23    | Dumka         | 186419                                | Basant Soren           | JMM                                    | 95685                    | 51.33%                  | Sunil Soren            | BJP                                    | 81097                       | 43.5                             | 14588             | 7.83%               | 3189                  | 1.71%                   |
| 24    | Dumri         | 226057                                | Jairam Kumar Mahato    | Jharkhand Loktantrik Krantikari Morcha | 94496                    | 41.80%                  | Bebi Devi              | JMM                                    | 83551                       | 36.96                            | 10945             | 4.84%               | 3319                  | 1.47%                   |
| 25    | Gandey        | 236339                                | Kalpna Murmu Soren     | JMM                                    | 119372                   | 50.51%                  | Muniya Devi            | BJP                                    | 102230                      | 43.26                            | 17142             | 7.25%               | 3051                  | 1.29%                   |
| 26    | Garhwa        | 293209                                | Satyendra Nath Tiwari  | BJP                                    | 133109                   | 45.40%                  | Mithilesh Kumar Thakur | JMM                                    | 116356                      | 39.68                            | 16753             | 5.71%               | 937                   | 0.32%                   |

| S.No. | Constituency    | Total Valid Votes in The Constituency | Winner                   | Party | Votes Polled for Winners | % Vote share for Winner | Runners Up              | Party                                  | Votes Polled for Runners up | % of Votes Polled for Runners up | Margin of Victory | % Margin of Victory | Votes Polled for NOTA | Votes Polled for NOTA % |
|-------|-----------------|---------------------------------------|--------------------------|-------|--------------------------|-------------------------|-------------------------|--|-----------------------------|----------------------------------|-------------------|---------------------|-----------------------|-------------------------|
| 27    | Ghatsila        | 190966                                | Ram Das Soren            | JMM   | 98356                    | 51.50%                  | Babu Lal Soren          | BJP                                    | 75910                       | 39.75                            | 22446             | 11.75%              | 2868                  | 1.50%                   |
| 28    | Giridih         | 207682                                | Sudivya Kumar            | JMM   | 94042                    | 45.28%                  | Nirbhay Kumar Shahabadi | BJP                                    | 90204                       | 43.43                            | 3838              | 1.85%               | 2004                  | 0.96%                   |
| 29    | Godda           | 220916                                | Sanjay Prasad Yadav      | RJD   | 109487                   | 49.56%                  | Amit Kumar Mandal       | BJP                                    | 88016                       | 39.84                            | 21471             | 9.72%               | 2308                  | 1.04%                   |
| 30    | Gomia           | 225569                                | Yogendra Prasad          | JMM   | 95170                    | 42.19%                  | Puja Kumari             | Jharkhand Loktantrik Krantikari Morcha | 59077                       | 26.19                            | 36093             | 16.00%              | 2781                  | 1.23%                   |
| 31    | Gumla           | 164866                                | Bhushan Tirkey           | JMM   | 84974                    | 51.54%                  | Sudarshan Bhagat        | BJP                                    | 58673                       | 35.59                            | 26301             | 15.95%              | 3308                  | 2.01%                   |
| 32    | Hatia           | 311120                                | Navin Jaiswal            | BJP   | 152949                   | 49.16%                  | Ajay Nath Shahdeo       | INC                                    | 138326                      | 44.46                            | 14623             | 4.70%               | 1358                  | 0.44%                   |
| 33    | Hazaribagh      | 268643                                | Pradip Prasad            | BJP   | 139458                   | 51.91%                  | Munna Singh             | INC                                    | 95981                       | 35.73                            | 43477             | 16.18%              | 1059                  | 0.39%                   |
| 34    | Hussainabad     | 194079                                | Sanjay Kumar Singh Yadav | RJD   | 81476                    | 41.98%                  | Kamlesh Kumar Singh     | BJP                                    | 47112                       | 24.27                            | 34364             | 17.71%              | 1688                  | 0.87%                   |
| 35    | Ichagarh        | 228753                                | Sabita Mahato            | JMM   | 77552                    | 33.90%                  | Hare Lal Mahato         | AJSU Party                             | 51029                       | 22.31                            | 26523             | 11.59%              | 1360                  | 0.59%                   |
| 36    | Jaganathpur     | 139556                                | Sona Ram Sinku           | INC   | 57065                    | 40.89%                  | Geeta Kora              | BJP                                    | 49682                       | 35.6                             | 7383              | 5.29%               | 5183                  | 3.71%                   |
| 37    | Jama            | 162973                                | Lois Marandi             | JMM   | 76424                    | 46.89%                  | Suresh Murmu            | BJP                                    | 70686                       | 43.37                            | 5738              | 3.52%               | 679                   | 0.42%                   |
| 38    | Jamshedpur East | 197096                                | Purnima Sahu             | BJP   | 107191                   | 54.39%                  | Ajoy Kumar              | INC                                    | 64320                       | 32.63                            | 42871             | 21.75%              | 1259                  | 0.64%                   |
| 39    | Jamshedpur West | 221722                                | Saryu Roy                | JD(U) | 103631                   | 46.74%                  | Banna Gupta             | INC                                    | 95768                       | 43.19                            | 7863              | 3.55%               | 1561                  | 0.70%                   |
| 40    | Jamtara         | 244009                                | Irfan Ansari             | INC   | 133266                   | 54.62%                  | Sita Murmu              | BJP                                    | 89590                       | 36.72                            | 43676             | 17.90%              | 2849                  | 1.17%                   |
| 41    | Jamua           | 220077                                | Manju Kumari             | BJP   | 117532                   | 53.40%                  | Kedar Hazra             | JMM                                    | 84901                       | 38.58                            | 32631             | 14.83%              | 5033                  | 2.29%                   |
| 42    | Jarmundi        | 194742                                | Devendra Kunwar          | BJP   | 94892                    | 48.73%                  | Badal                   | INC                                    | 77346                       | 39.72                            | 17546             | 9.01%               | 1472                  | 0.76%                   |

| S.No. | Constituency | Total Valid Votes in The Constituency | Winner               | Party | Votes Polled for Winners | % Vote share for Winner | Runners Up              | Party      | Votes Polled for Runners up | % of Votes Polled for Runners up | Margin of Victory | % Margin of Victory | Votes Polled for NOTA | Votes Polled for NOTA % |
|-------|--------------|---------------------------------------|----------------------|-------|--------------------------|-------------------------|-------------------------|------------|-----------------------------|----------------------------------|-------------------|---------------------|-----------------------|-------------------------|
| 43    | Jharia       | 170758                                | Ragini Singh         | BJP   | 87892                    | 51.47%                  | Purnima Niraj Singh     | INC        | 73381                       | 42.97                            | 14511             | 8.50%               | 1908                  | 1.12%                   |
| 44    | Jugsalai     | 251349                                | Mangal Kalindi       | JMM   | 121290                   | 48.26%                  | Ram Chandra Sahis       | AJSU Party | 77845                       | 30.97                            | 43445             | 17.28%              | 4081                  | 1.62%                   |
| 45    | Kanke        | 307093                                | Suresh Kumar Baitha  | INC   | 133499                   | 43.47%                  | Dr. Jitu Charan Ram     | BJP        | 132531                      | 43.16                            | 968               | 0.32%               | 3588                  | 1.17%                   |
| 46    | Kharsawan    | 181571                                | Dashrath Gagrai      | JMM   | 85772                    | 47.24%                  | Sonaram Bodra           | BJP        | 53157                       | 29.28                            | 32615             | 17.96%              | 3356                  | 1.85%                   |
| 47    | Khijri       | 263332                                | Rajesh Kachhap       | INC   | 124049                   | 47.11%                  | Ram Kumar Pahan         | BJP        | 94984                       | 36.07                            | 29065             | 11.04%              | 864                   | 0.33%                   |
| 48    | Khunti       | 159842                                | Ram Surya Munda      | JMM   | 91721                    | 57.38%                  | Nilkanth Singh Munda    | BJP        | 49668                       | 31.07                            | 42053             | 26.31%              | 3547                  | 2.22%                   |
| 49    | Kodarma      | 257434                                | Dr. Neera Yadav      | BJP   | 86734                    | 33.69%                  | Subhash Prasad Yadav    | RJD        | 80919                       | 31.43                            | 5815              | 2.26%               | 5909                  | 2.30%                   |
| 50    | Kolebira     | 145351                                | Naman Bixal Kongari  | INC   | 75376                    | 51.86%                  | Sujan Jojo              | BJP        | 38345                       | 26.38                            | 37031             | 25.48%              | 499                   | 0.34%                   |
| 51    | Latehar      | 219204                                | Prakash Ram          | BJP   | 98062                    | 44.74%                  | Baidyanath Ram          | JMM        | 97628                       | 44.54                            | 434               | 0.20%               | 4518                  | 2.06%                   |
| 52    | Litipara     | 163925                                | Hemlal Murmu         | JMM   | 88469                    | 53.97%                  | Babudhan Murmu          | BJP        | 61720                       | 37.65                            | 26749             | 16.32%              | 3327                  | 2.03%                   |
| 53    | Lohardaga    | 213940                                | Rameshwar Oraon      | INC   | 113507                   | 53.06%                  | Neru Shanti Bhagat      | AJSU Party | 78837                       | 36.85                            | 34670             | 16.21%              | 908                   | 0.42%                   |
| 54    | Madhupur     | 282427                                | Hafizul Hassan       | JMM   | 143953                   | 50.97%                  | Ganga Narayan Singh     | BJP        | 123926                      | 43.88                            | 20027             | 7.09%               | 3657                  | 1.29%                   |
| 55    | Mahagama     | 223545                                | Deepika Pandey Singh | INC   | 114069                   | 51.03%                  | Ashok Kumar             | BJP        | 95424                       | 42.69                            | 18645             | 8.34%               | 2922                  | 1.31%                   |
| 56    | Maheshpur    | 192744                                | Stephen Marandi      | JMM   | 114924                   | 59.63%                  | Navneet Anthony Hembrom | BJP        | 53749                       | 27.89                            | 61175             | 31.74%              | 1304                  | 0.68%                   |



| S.No. | Constituency | Total Valid Votes in The Constituency | Winner                        | Party      | Votes Polled for Winners | % Vote share for Winner | Runners Up             | Party       | Votes Polled for Runners up | % of Votes Polled for Runners up | Margin of Victory | % Margin of Victory | Votes Polled for NOTA | Votes Polled for NOTA % |
|-------|--------------|---------------------------------------|-------------------------------|------------|--------------------------|-------------------------|------------------------|-------------|-----------------------------|----------------------------------|-------------------|---------------------|-----------------------|-------------------------|
| 57    | Majhgaon     | 154464                                | Niral Purty                   | JMM        | 94163                    | 60.96%                  | Barkuwar Gagrai        | BJP         | 34560                       | 22.37                            | 59603             | 38.59%              | 3770                  | 2.44%                   |
| 58    | Mandar       | 277366                                | Shilpi Neha Tirkey            | INC        | 135936                   | 49.01%                  | Sunny Toppo            | BJP         | 113133                      | 40.79                            | 22803             | 8.22%               | 2050                  | 0.74%                   |
| 59    | Mandu        | 285343                                | Nirmal Mahto                  | AJSU Party | 90871                    | 31.85%                  | Jai Prakash Bhai Patel | INC         | 90640                       | 31.77                            | 231               | 0.08%               | 1011                  | 0.35%                   |
| 60    | Manika       | 176351                                | Ramchandra Singh              | INC        | 74946                    | 42.50%                  | Harikrishna Singh      | BJP         | 58092                       | 32.94                            | 16854             | 9.56%               | 5030                  | 2.85%                   |
| 61    | Manoharpur   | 141737                                | Jagat Majhi                   | JMM        | 73034                    | 51.53%                  | Dinesh Chandra Boipai  | AJSU Party  | 41078                       | 28.98                            | 31956             | 22.55%              | 5347                  | 3.77%                   |
| 62    | Nala         | 196876                                | Rabindra Nath Mahato          | JMM        | 92702                    | 47.09%                  | Madhav Chandra Mahato  | BJP         | 82219                       | 41.76                            | 10483             | 5.32%               | 1626                  | 0.83%                   |
| 63    | Nirsa        | 239735                                | Arup Chatterjee               | CPI(ML)(L) | 104855                   | 43.74%                  | Aparna Sengupta        | BJP         | 103047                      | 42.98                            | 1808              | 0.75%               | 4734                  | 1.97%                   |
| 64    | Pakaur       | 298116                                | Nisat Alam                    | INC        | 155827                   | 52.27%                  | Azhar Islam            | AJSU Party  | 69798                       | 23.41                            | 86029             | 28.86%              | 2181                  | 0.73%                   |
| 65    | Panki        | 215928                                | Kushwaha Shashi Bhushan Mehta | BJP        | 75991                    | 35.19%                  | Devendra Kumar Singh   | Independent | 66195                       | 30.66                            | 9796              | 4.54%               | 3921                  | 1.82%                   |
| 66    | Poreyahat    | 222763                                | Pradeep Yadav                 | INC        | 117842                   | 52.90%                  | Devendranath Singh     | BJP         | 83712                       | 37.58                            | 34130             | 15.32%              | 4761                  | 2.14%                   |
| 67    | Potka        | 231528                                | Sanjib Sardar                 | JMM        | 120322                   | 51.97%                  | Meera Munda            | BJP         | 92420                       | 39.92                            | 27902             | 12.05%              | 1952                  | 0.84%                   |
| 68    | Rajmahal     | 261163                                | Md. Tajuddin                  | JMM        | 140176                   | 53.67%                  | Anant Kumar Ojha       | BJP         | 96744                       | 37.04                            | 43432             | 16.63%              | 3058                  | 1.17%                   |
| 69    | Ramgarh      | 260291                                | Mamta Devi                    | INC        | 89818                    | 34.51%                  | Sunita Choudhary       | AJSU Party  | 83028                       | 31.9                             | 6790              | 2.61%               | 1450                  | 0.56%                   |
| 70    | Ranchi       | 199027                                | Chandreshwar Prasad Singh     | BJP        | 107290                   | 53.91%                  | Mahua Maji             | JMM         | 85341                       | 42.88                            | 21949             | 11.03%              | 900                   | 0.45%                   |
| 71    | Sarath       | 248952                                | Uday Shankar Singh            | JMM        | 135219                   | 54.32%                  | Randhir Kumar Singh    | BJP         | 97790                       | 39.28                            | 37429             | 15.03%              | 1582                  | 0.64%                   |

| S.No. | Constituency | Total Valid Votes in The Constituency | Winner                | Party      | Votes Polled for Winners | % Vote share for Winner | Runners Up          | Party      | Votes Polled for Runners up | % of Votes Polled for Runners up | Margin of Victory | % Margin of Victory | Votes Polled for NOTA | Votes Polled for NOTA % |
|-------|--------------|---------------------------------------|-----------------------|------------|--------------------------|-------------------------|---------------------|------------|-----------------------------|----------------------------------|-------------------|---------------------|-----------------------|-------------------------|
| 72    | Seraikella   | 269654                                | Champai Soren         | BJP        | 119379                   | 44.27%                  | Ganesh Mahali       | JMM        | 98932                       | 36.69                            | 20447             | 7.58%               | 3482                  | 1.29%                   |
| 73    | Sikaripara   | 174313                                | Alok Kumar Soren      | JMM        | 102199                   | 58.63%                  | Paritosh Soren      | BJP        | 61025                       | 35.01                            | 41174             | 23.62%              | 3791                  | 2.17%                   |
| 74    | Silli        | 174572                                | Amit Kumar            | JMM        | 73169                    | 41.91%                  | Sudesh Kumar Mahto  | AJSU Party | 49302                       | 28.24                            | 23867             | 13.67%              | 1313                  | 0.75%                   |
| 75    | Simaria      | 251640                                | Kumar Ujjwal          | BJP        | 111906                   | 44.47%                  | Manoj Kumar Chandra | JMM        | 107905                      | 42.88                            | 4001              | 1.59%               | 6928                  | 2.75%                   |
| 76    | Simdega      | 170827                                | Bhushan Bara          | INC        | 75392                    | 44.13%                  | Shradhanand Besra   | BJP        | 66164                       | 38.73                            | 9228              | 5.40%               | 1839                  | 1.08%                   |
| 77    | Sindri       | 265202                                | Chandradeo Mahato     | CPI(ML)(L) | 105136                   | 39.64%                  | Tara Devi           | BJP        | 101688                      | 38.34                            | 3448              | 1.30%               | 5376                  | 2.03%                   |
| 78    | Sisai        | 192521                                | Jiga Susaran Horo     | JMM        | 106058                   | 55.09%                  | Arun Kumar Oraon    | BJP        | 67069                       | 34.84                            | 38989             | 20.25%              | 3203                  | 1.66%                   |
| 79    | Tamar        | 163001                                | Vikas Kumar Munda     | JMM        | 65655                    | 40.28%                  | Gopal Krishna Patar | JD(U)      | 41409                       | 25.4                             | 24246             | 14.87%              | 972                   | 0.60%                   |
| 80    | Torpa        | 135354                                | Sudeep Gudhiya        | JMM        | 80887                    | 59.76%                  | Koche Munda         | BJP        | 40240                       | 29.73                            | 40647             | 30.03%              | 3046                  | 2.25%                   |
| 81    | Tundi        | 231383                                | Mathura Prasad Mahato | JMM        | 95527                    | 41.29%                  | Vikash Kumar Mahato | BJP        | 69924                       | 30.22                            | 25603             | 11.07%              | 682                   | 0.29%                   |

**Table: Vote Share and Margin of Victory of Winners in Jharkhand Assembly Elections 2024**

## MyNeta App

**Association for Democratic Reforms and National Election Watch present**

**THE UPGRADED MYNETA APP**

**DOWNLOAD TODAY!**

And be a part of our **#MeraVoteMeraDesh** Campaign

Visit our website:  
[www.adrindia.org](http://www.adrindia.org)  
[www.myneta.info](http://www.myneta.info)

Scan the QR code to download

## To get information about candidates/parties/MPs/MLAs/corporators/PILs in courts

Journalist Helpline no.-80103-94248  
Subscribe to ADR on [WhatsApp](#) for updates: 7840067840

Visit: [adrindia.org](http://adrindia.org) and [myneta.info](http://myneta.info)  
Email: [adr@adrindia.org](mailto:adr@adrindia.org)

To contact ADR State Partners, visit: <https://adrindia.org/about-adr/state-coordinators>

### Social Media Handles



/adr.new



@adrspk



@adrspk



@adrspk



<https://www.linkedin.com/company/association-for-democratic-reforms/mycompany/>

### Our Websites

[www.adrindia.org](http://www.adrindia.org)

Provides detailed analytical reports of Lok Sabha, State Assemblies, Local Body Elections & Financial Reports and ongoing PILs in courts

[www.myneta.info](http://www.myneta.info)

Provides full information of criminal cases, asset, liability and education details declared by candidates in the self sworn affidavits

### Android App

#### MyNeta

The criminal, financial, educational & other background information self declared by candidates in their affidavits during elections is now available on your mobile phones

### Office Address

Association for Democratic Reforms  
T-95, C.L. House, 2nd Floor,  
Gulmohar Commercial Complex  
Gautam Nagar,  
Near Green Park Metro Station (Gautam Nagar exit),  
New Delhi-110 049  
Phone : +91-011-4165-4200

## Contact Details

### Jharkhand Election Watch

**Mr. Sudhir Pal**  
**State Coordinator**  
+91-0651 3565586  
+91-94311-07277  
+91-70041-27649  
[manthanyuvasanstan@gmail.com](mailto:manthanyuvasanstan@gmail.com)

### Association for Democratic Reforms/National Election Watch

|  |  |   |  |
|--|--|---|--|
| <b>Media and Journalist Helpline</b><br><br>+91 80103 94248<br>Email: <a href="mailto:adr@adrindia.org">adr@adrindia.org</a> | <b>Maj.Gen. Anil Verma (Retd)</b><br><b>Head</b><br>Association for Democratic Reforms,<br>National Election Watch<br>011 4165 4200,<br><a href="mailto:adr@adrindia.org">adr@adrindia.org</a> ,<br><a href="mailto:anilverma@adrindia.org">anilverma@adrindia.org</a> | <b>Prof Jagdeep Chhokar</b><br><b>IIM Ahmedabad (Retd.)</b><br><b>Founder Member,</b><br>Association for Democratic Reforms,<br>National Election Watch<br><a href="mailto:jchhokar@gmail.com">jchhokar@gmail.com</a> | <b>Prof Trilochan Sastry</b><br><b>IIM Bangalore</b><br><b>Founder Member,</b><br>Association for Democratic Reforms,<br>National Election Watch<br><a href="mailto:tsastry@gmail.com">tsastry@gmail.com</a> |
|--|--|---|--|

## DISCLAIMER

All information in this report has been taken by ADR from the website of the Election Commission of India (<https://eci.gov.in/>) and all the information is available in public domain. ADR does not add or subtract any information, unless the EC changes the data. In particular, no unverified information from any other source is used. While all efforts have been made by ADR to ensure that the information is in keeping with what is available in the ECI website, in case of discrepancy between information provided by ADR through this report, anyone and that given in the ECI website, the information available on the ECI website should be treated as correct and Association for Democratic Reforms, Jharkhand Election Watch and their volunteers are not responsible or liable for any direct, indirect special, or consequential damages, claims, demands, losses of any kind whatsoever, made, claimed, incurred or suffered by any party arising under or relating to the usage of data provided by ADR through this report.

It is to be noted that ADR undertakes great care and adopts utmost due diligence in analysing and dissemination of the background information of the candidates furnished by them at the time of elections from the duly self-sworn affidavits submitted with the Election Commission of India. Such information is only aimed at highlighting the growing criminality in politics, increased misuse of money in elections so as to facilitate a system of transparency, accountability and good governance and to enable voters to form an informed choice. Therefore, it is expected that anyone using this report shall undertake due care and utmost precaution while using the data provided by ADR. ADR is not responsible for any mishandling, discrepancy, inability to understand, misinterpretation or manipulation, distortion of the data in such a way so as to benefit or target a particular political party or politician or candidate.