



*25 Years
in the service of the nation*

22nd July, 2024

Press Release

Odisha Assembly Elections 2024

Analysis of Vote Share and Margin of Victory and Representativeness of Winners

Association for Democratic Reforms

T-95, C.L. House, 2nd Floor,
Near Gulmohar Commercial Complex
Gautam Nagar,
New Delhi-110 049
Phone: +91-011-4165-4200
Email: adr@adrindia.org

Contents

Summary and Highlights	4
Vote Share and Representativeness of Winners.....	6
Voter Turnout.....	6
Vote Share of Winner.....	7
Representativeness of Winners	12
Margin of Victory for Winners	13
Performance of Women Winners in Odisha Assembly Elections, 2024	16
Performance of Re-elected Winners in Odisha Assembly Elections, 2024.....	17
Details of NOTA	18
Vote Share and Representativeness of Winners in Odisha Assembly Elections 2024.....	19
Margin of Victory of Winners from Odisha Assembly Elections 2024.....	26
Contact Details	41
DISCLAIMER	42

Summary and Highlights

Association for Democratic Reforms and **Odisha Election Watch** have analysed the vote share for all **147** constituencies in the Odisha Assembly Elections, 2024. The voter's turnout for the Odisha Assembly was **76%** whereas voter's turnout in 2019 assembly elections was **73%**.

The Odisha Assembly election result was declared on 4th June 2024.

Vote Share of Winners

- The winners of the Odisha State Assembly elections, **2024** won by an average of **46 %** of total votes polled. In the **2019** elections winners also won by an average of **46%** of total votes polled.
- **44(30%)** winners won with **50%** and above of the total votes polled in their constituency
- **103(70%)** winners won with less than **50%** of the total votes polled in their constituency.
- **30(35%)** out of **85** winners with declared criminal cases have won with a vote share of **50% and above**.
- **14 (23%)** out of **62** winners with clean background have won with a vote share of **50% and above**.
- **29(27%)** out of **107** crorepati winners analysed have won with a vote share of **50% and above**
- **15(38%)** out of **40** non-crorepati winners have won with a vote share of **50% and above**.

Representativeness of Winners

- All the winners of the **Odisha State Assembly Elections, 2024** won with an average of **35%** of the total registered voters. This implies that the winners represent on an average, **35%** of the total electorate. In the **Odisha State Assembly Elections, 2019** also, winners won by an average of **33%** of the total registered voters.

Margin of Victory

- **5** winners have won with margin of victory of less than **1000** votes.
- **2** winners have won with more than **25%** margin of victory.

Winners with Declared Criminal Cases and their Margin of Victory:

- **56** out of **85** winners with declared criminal cases have won against a runner up with a clean background.
- Among these **56** winners, **4** winners have won with more than **20%** margin of victory.
- Among these, **Biswa Ranjan Mallick (BJD)** from **Bari** constituency won with **32%** margin of victory.

Winners with clean background and their Margin of Victory:

- **33** out of **62** winners with clean background have won against a runner up with declared criminal cases.
- Among these **33** winners, **1** winner has won with more than **25%** margin of victory.
- He is, **Pradip Kumar Sahu (BJD)** from **Begunia** constituency won with **30.2%** margin of victory.

Crorepati Winners and their Margin of Victory:

- **18** out of **107** crorepati winners have won against a non-crorepati runners up.
- Among these **18** winners, **5** winners have won with more than **10%** margin of victory.
- Among these, **Purna Chandra Sethy (BJP)** from **Khalikote** constituency won with **15.47%** margin of victory.

Non-crorepati Winners and their Margin of Victory:

- **33** out of **40** non-crorepati winners have won against crorepati runners up.
- Among these **33** winners, **2** winners have won with more than **20%** margin of victory.
- Among these, **Braja Kishore Pradhan (BJD)** from **Talcher** constituency won with **25%** margin of victory.

Performance of Women Winners

- Among the **147** winners, **11** are women.
- All of them won with **35% and above** of vote share in their constituencies.
- Among the women winners, **Surama Padhy (BJP)** from **Ranpur** Constituency has won with the highest vote share, i.e. **52.3%** in her constituency. She has won with **39.5%** representativeness and **10%** margin of victory.

Performance of Re-elected Winners

- Out of total **43** re-elected winners, none have won with less than **30%** of vote share in their respective constituency. **4(9%)** have won with more than **50%** of vote share.
- **30(70%)** re-elected winners have won with less than **10%** margin of victory whereas **2** have won with more than **20%** margin of victory.

NOTA

- The NOTA button instated by the ECI in 2013 gave the voters an option of rejecting all the candidates in their constituency. Out of **2,51,15,924** votes polled in **Odisha Assembly Elections, 2024, 2,57,355 (1.02%)** were polled for NOTA.

Vote Share and Representativeness of Winners

Voter Turnout

The voter's turnout for the Odisha Assembly elections 2024 was **76%** whereas voter's turnout in 2019 assembly elections was **73%**.

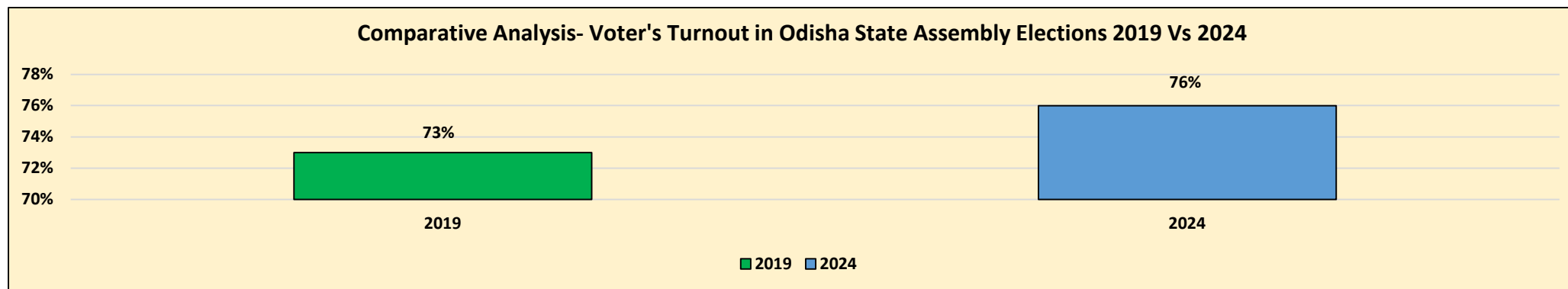


Figure: Comparative Analysis – Voters' Turnout

- **Top 3 Constituencies with Highest Voters' turnout:** The following are the top 3 constituencies with highest voters' turnout in the Odisha Assembly Elections, 2024

S.No.	Constituency	Total Registered Votes	Total Valid Votes in The Constituency	% of Voters ' Turnout
1	Athamallik	208136	179491	86.24%
2	Nabarangpur	232821	200439	86.09%
3	Chhendipada	207307	178066	85.89%

Table: Top 3 Constituencies with Highest Voters' turnout

- **3 Constituencies with Lowest Voters' turnout:** The following are the 3 constituencies with lowest voters' turnout in the Odisha Assembly Elections, 2024

S.No.	Constituency	Total Registered Votes	Total Valid Votes in The Constituency	% of Voters ' Turnout
1	Bhubaneswar Central	213223	112754	52.88%
2	Bhubaneswar North	275141	154427	56.13%
3	Berhampur	219580	125181	57.01%

Table: 3 Constituencies with Lowest Voters' turnout

Vote Share of Winner

The percentage of vote share was calculated by dividing the votes polled for the winner by the total number of valid votes polled. The value of vote share represents votes won by the winning candidates among the total number of valid votes polled.

$$\text{Votes Share} = \frac{\text{(Total Votes Polled for Winner)}}{\text{(Total No. of Valid Votes Polled)}}$$

The winners of the Odisha State Assembly elections, **2024** won by an average of **46 %** of total votes polled. In the **2019** elections winners also won by an average of **46%** of total votes polled.

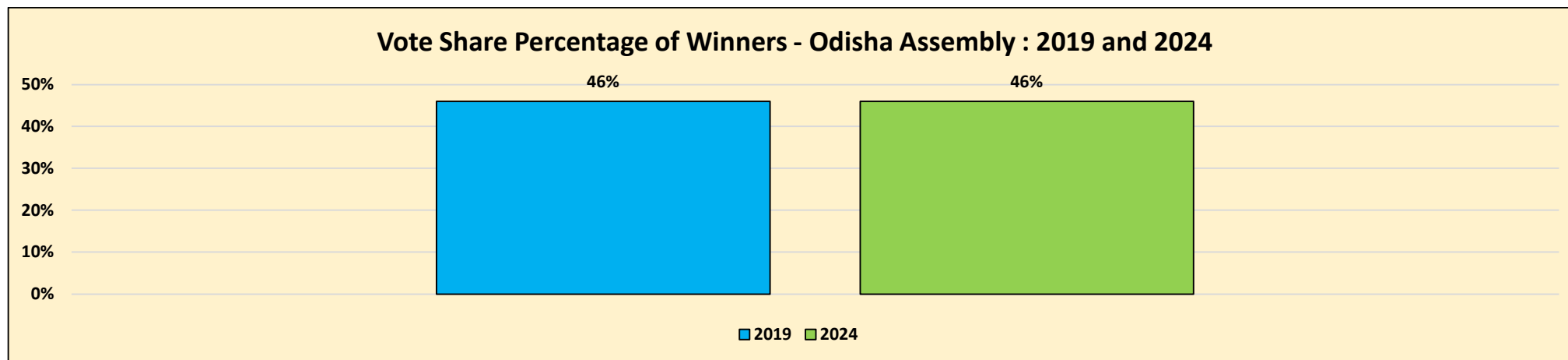


Figure: Vote Share Percentage of Winners – Odisha : 2019 and 2024

Number of Winners and their vote Share

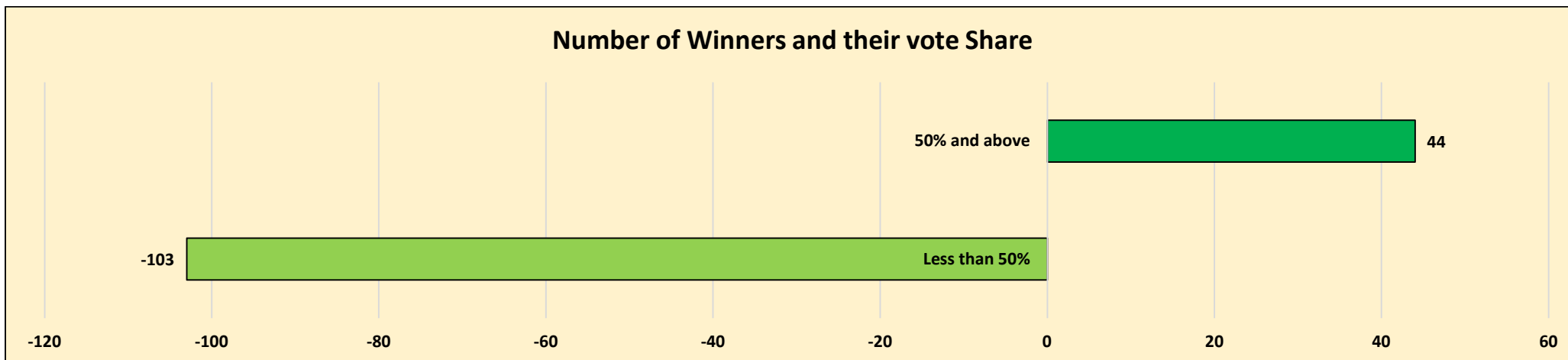


Figure: No. of Winners- Vote Share

- **Winners with highest vote share: 44(30%)** winners won with **50%** and above of the total votes polled in their constituency. The top **3** winners who have attained the highest vote share during the Odisha State Assembly Elections, 2024 are given below:

S.No.	Winner	Party	Constituency	Total Valid Votes in The Constituency	Total Votes Polled for Winner	% of Vote share
1	Biswa Ranjan Mallick	BJD	Bari	159903	101966	63.77%
2	Braja Kishore Pradhan	BJD	Talcher	128565	75621	58.82%
3	Ganeswar Behera	BJD	Kendrapara	154166	90173	58.49%

Table: Winners with highest vote share

- **Winners with Least Vote Share: 103(70%)** winners won with less than **50%** of the total votes polled in their constituency. **3** winners who have attained the least vote share during the Odisha Assembly Elections, 2024 are given below:

S.No.	Winner	Party	Constituency	Total Valid Votes in The Constituency	Total Votes Polled for Winner	% of Vote Share
1	Raghuram Machha	BJP	Koraput	147073	46805	31.82%
2	Rajendra Dholakia	BJD	Nuapada	183703	61822	33.65%
3	Pradip Kumar Dishari	BJD	Lanjigarh	176768	60254	34.09%

Table: Winners with least vote share

Party Wise Vote Share

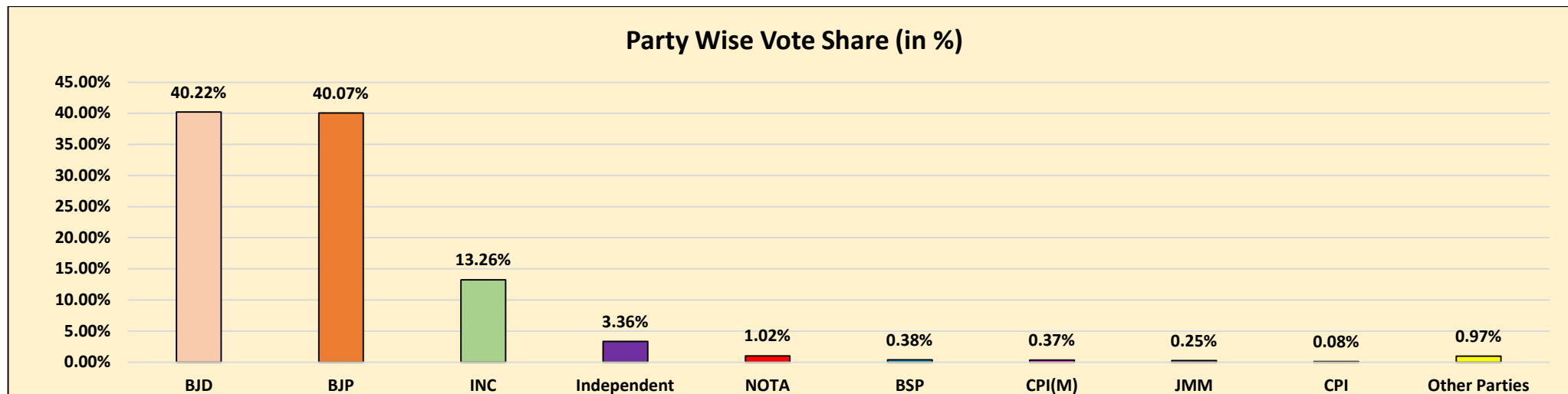


Figure: Party Wise - Vote Share

S.No.	Party	Number of Total Votes Polled for the Party	Percentage of Vote Share
1	Biju Janata Dal	10102454	40.22%
2	Bharatiya Janata Party	10064827	40.07%
3	Indian National Congress	3331319	13.26%
4	Independent	843739	3.36%
5	None of the Above	257355	1.02%
6	Bahujan Samaj Party	94392	0.38%
7	Communist Party of India (Marxist)	93295	0.37%
8	Jharkhand Mukti Morcha	64013	0.25%
9	Communist Party of India	19935	0.08%
10	Other Parties	244595	0.97%

Table: Party wise Vote Share

- Party Wise Winners with Less than 50% of Vote Share:** Out of 78 winners of **BJP**, **44(56%)** won with less than 50% of total votes polled in their constituencies. **41(80%)** out of 51 winners from **BJD**, **14(100%)** out of 14 winners from **INC** and **1(100%)** out of 1 winner from **CPI(M)** have won with less than 50% of total votes polled in their constituency.

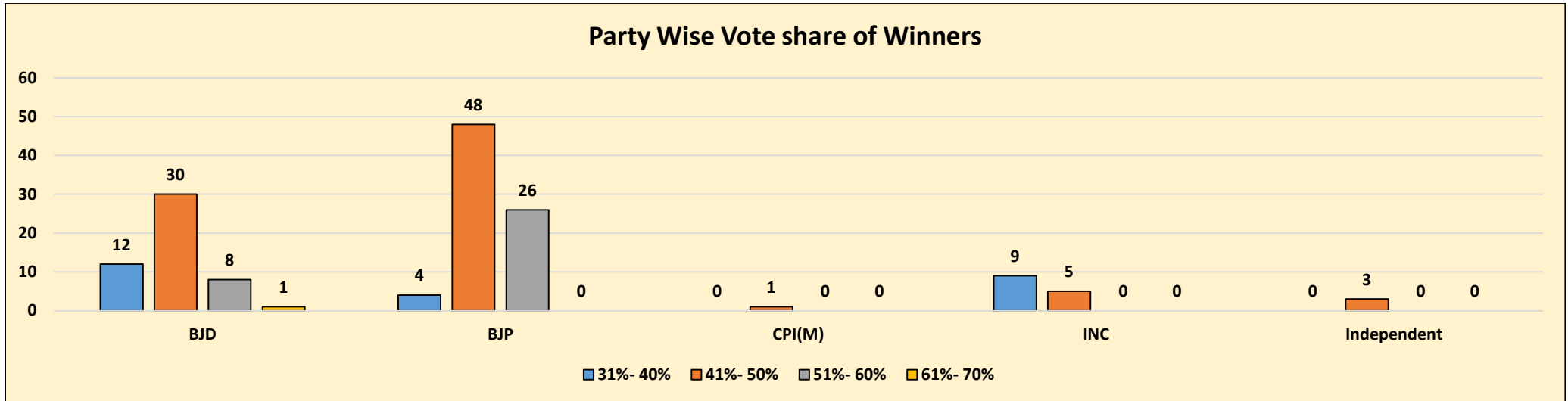


Figure: Party Wise Vote share of Winners

Vote Share	BJD	BJP	CPI(M)	INC	Independent	Grand Total
31%- 40%	12	4	0	9	0	25
41%- 50%	30	48	1	5	3	87
51%- 60%	8	26	0	0	0	34
61%- 70%	1	0	0	0	0	1
Grand Total	51	78	1	14	3	147

Table: Party Wise Vote share of Winners

- **Winners with Declared Criminal Cases and their Vote Share:** 30(35%) out of 85 winners with declared criminal cases have won with a vote share of 50% and above.
- **Winners with clean background and their Vote Share:** 14 (23%) out of 62 winners with clean background have won with a vote share of 50% and above.

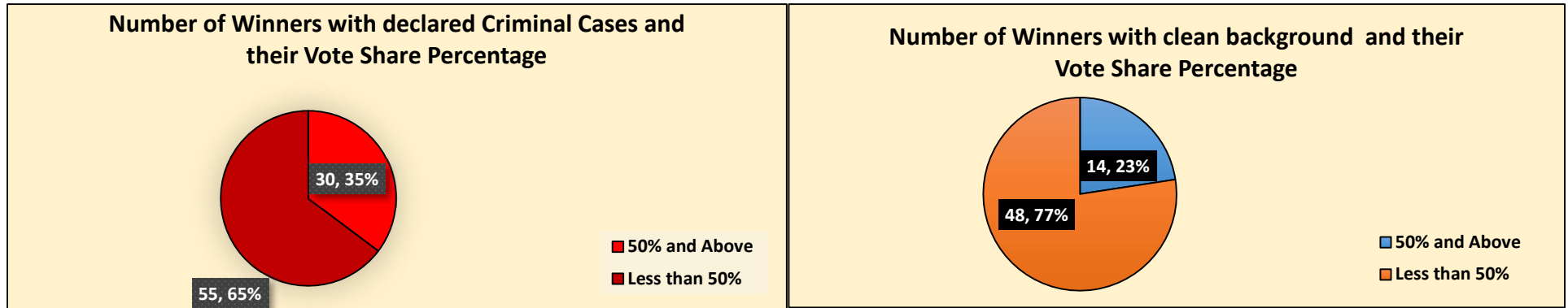


Figure: Vote share of winners with declared criminal cases and clean background winners

- **Corepati Winners and their Vote Share:** 29(27%) out of 107 corepati winners analysed have won with a vote share of 50% and above.
- **Non-Corepati Winners and their Vote Share:** 15(38%) out of 40 non-corepati winners have won with a vote share of 50% and above.

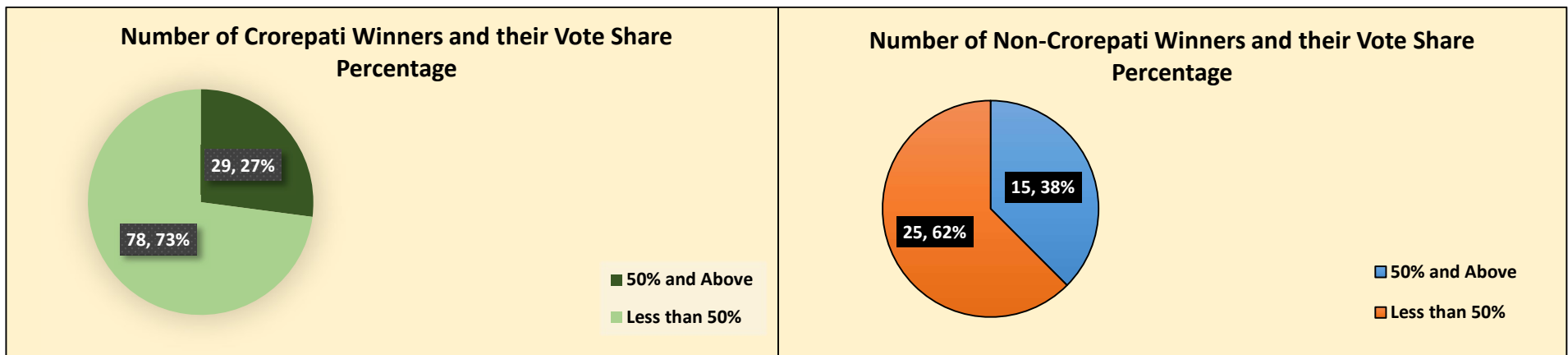


Figure: Vote share of winners with corepati and non-corepati winners

Representativeness of Winners

The percentage of representation is calculated by dividing the votes polled for the winner by the electorate i.e. the total number of registered voters. This value represents the percentage of votes won by the winning candidate among the total number of registered voters in the constituency.

$$\text{Representativeness} = \frac{\text{Total Votes polled for Winner}}{\text{Total No. of Registered Voters}}$$

All the winners of the **Odisha State Assembly Elections, 2024** won with an average of **35%** of the total registered voters. This implies that the winners represent on an average, **35%** of the total electorate. In the **Odisha State Assembly Elections, 2019** also, winners won by an average of **33%** of the total registered votes.



Figure – Comparative Analysis- Representativeness of Winners

Margin of Victory for Winners

Margin of Victory = Vote Polled for Winners – Votes Polled for the Runner Up

Winners with Margin of Victory less than 1000 votes: The details of winners with Margin of Victory less than **1000** votes are given below:

S.No.	Constituency	Total Valid Votes in The Constituency	Winner	Party	Votes Polled for Winners	% Vote share for Winner	Runners Up	Party	Votes Polled for Runners up	% of Votes Polled for Runners up	Margin of Victory	% Margin of Victory
1	Bhubaneswar Central	112754	Ananta Narayan Jena	BJD	53759	48%	Jagannath Pradhan	BJP	53722	48%	37	0.0%
2	Jaleswar	196131	Aswini Kumar Patra	BJD	83105	42%	Brajamohan Pradhan	BJP	82786	42%	319	0.2%
3	Nayagarh	168152	Aruna Kumar Sahoo	BJD	81959	49%	Pratyusha Rajeshwari Singh	BJP	81520	48%	439	0.3%
4	Basudevpur	199051	Ashok Kumar Das	INC	77843	39%	Bishnubrata Routray	BJD	77212	39%	631	0.3%
5	Soro	162905	Madhab Dhada	BJD	63642	39%	Parshuram Dhada	BJP	62840	39%	802	0.5%

Table: Winners with Margin of Victory less than 1000 votes

Winners with Margin of Victory more than 25%: The details of Winners with Margin of Victory more than **25%** are given below:

S.No.	Constituency	Total Valid Votes in The Constituency	Winner	Party	Votes Polled for Winners	% Vote share for Winner	Runners Up	Party	Votes Polled for Runners up	% of Votes Polled for Runners up	Margin of Victory	% Margin of Victory
1	Bari	159903	Biswa Ranjan Mallick	BJD	101966	64%	Umesh Chandra Jena	BJP	50501	32%	51465	32%
2	Begunia	158346	Pradip Kumar Sahu S/O- Laxmidhar Sahu	BJD	90964	57%	Prakasha Chandra Bijuli	BJP	43150	27%	47814	30%

Table: Winners with Margin of Victory more than 25%

Winners with Declared Criminal Cases and their Margin of Victory:

- 56 out of 85 winners with declared criminal cases have won against a runner up with a clean background.
- Among these 56 winners, 4 winners have won with more than 20% margin of victory.
- Among these, **Biswa Ranjan Mallick (BJD)** from **Bari** constituency won with **32%** margin of victory.

Winners with clean background and their Margin of Victory:

- 33 out of 62 winners with clean background have won against a runner up with declared criminal cases.
- Among these 33 winners, 1 winner has won with more than 25% margin of victory.
- He is, **Pradip Kumar Sahu (BJD)** from **Begunia** constituency won with **30.2%** margin of victory.

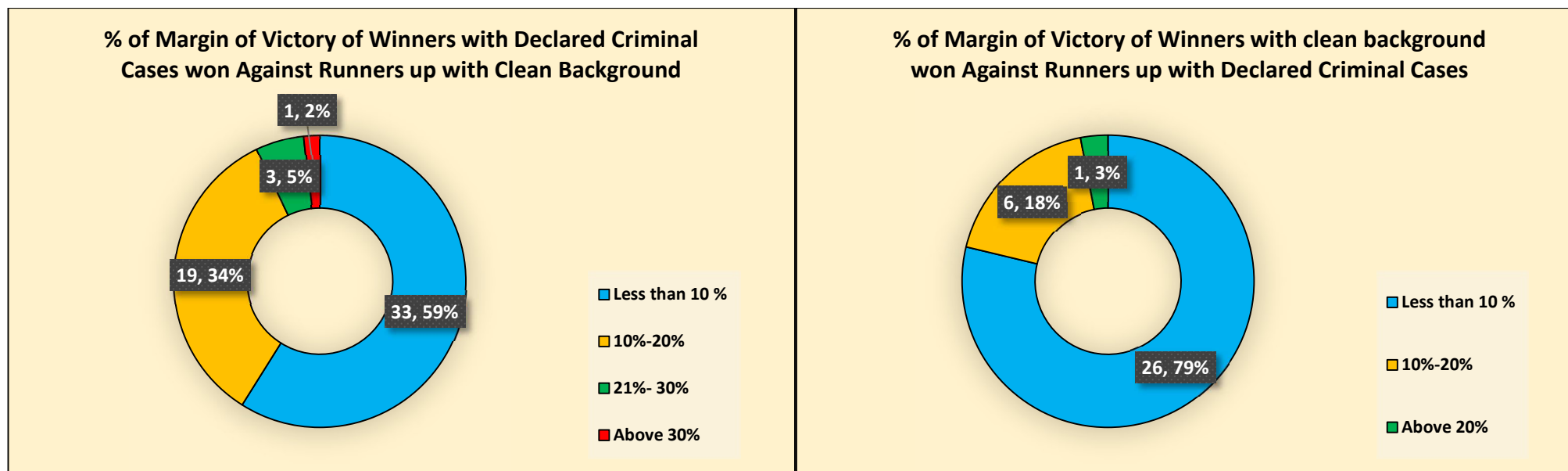


Figure: Margin of Victory of Winners with declared criminal cases and Clean Background Winners

Crorepati Winners and their Margin of Victory:

- **18** out of **107** crorepati winners have won against a non-crorepati runners up.
- Among these **18** winners, **5** winners have won with more than **10%** margin of victory.
- Among these, **Purna Chandra Sethy (BJP)** from **Khalikote** constituency won with **15.47%** margin of victory.

Non-crorepati Winners and their Margin of Victory:

- **33** out of **40** non-crorepati winners have won against crorepati runners up.
- Among these **33** winners, **2** winners have won with more than **20%** margin of victory.
- Among these, **Braja Kishore Pradhan (BJD)** from **Talcher** constituency won with **25%** margin of victory.

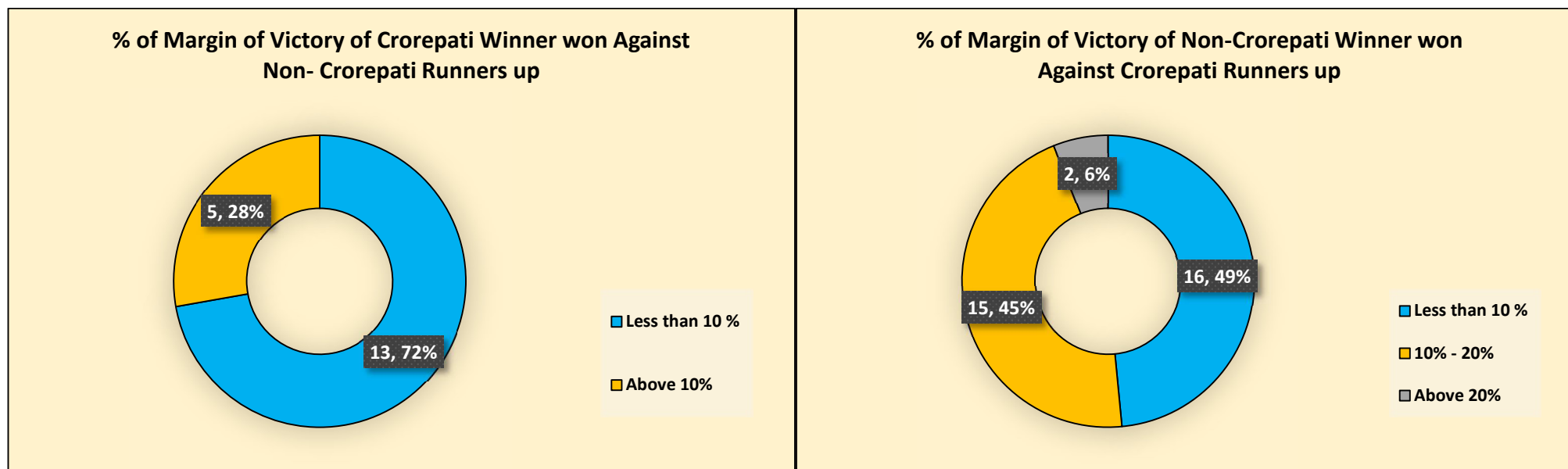


Figure: Margin of Victory of Winners with Crorepati and Non-Crorepati Winners

Performance of Women Winners in Odisha Assembly Elections, 2024

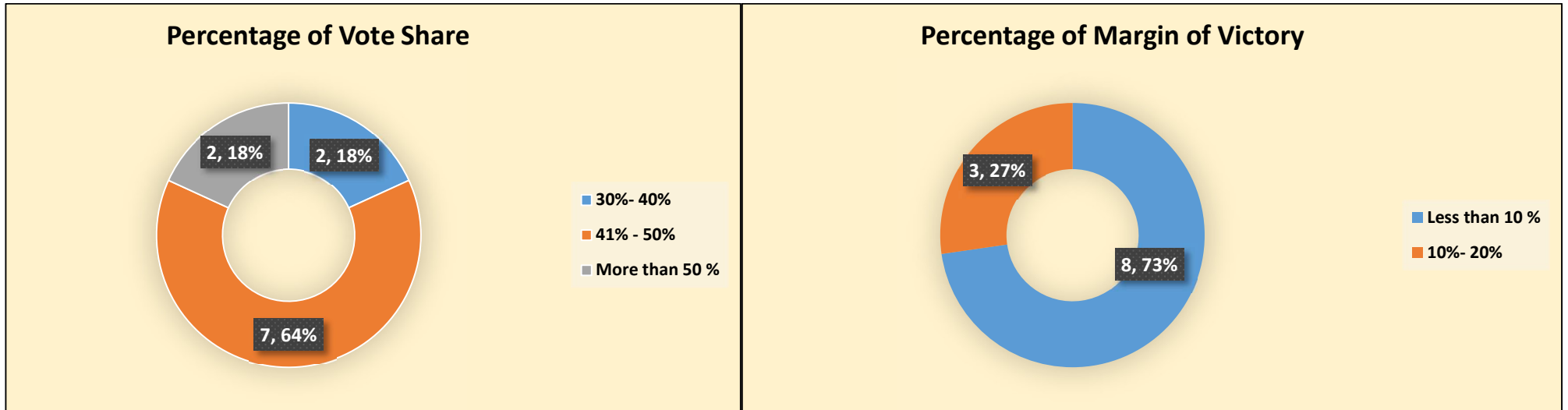


Figure: Performance of Women Winners

- Among the **147** winners, **11** are women.
- All of them won with **35% and above** of vote share in their constituencies.
- Among the women winners, **Surama Padhy (BJP)** from **Ranpur** Constituency has won with the highest vote share, i.e. **52.3%** in her constituency. She has won with **39.5%** representativeness and **10%** margin of victory.

Performance of Re-elected Winners in Odisha Assembly Elections, 2024

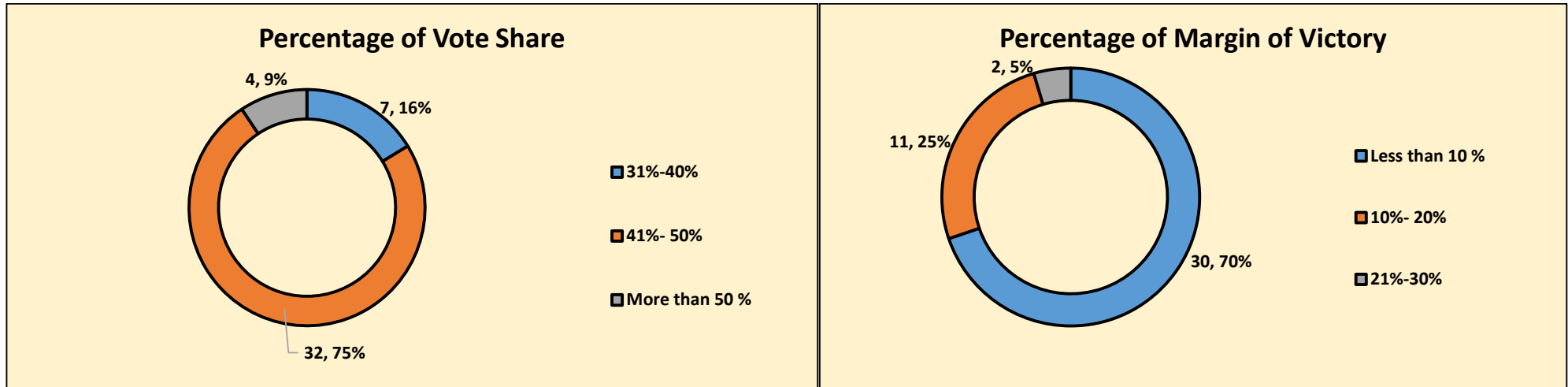


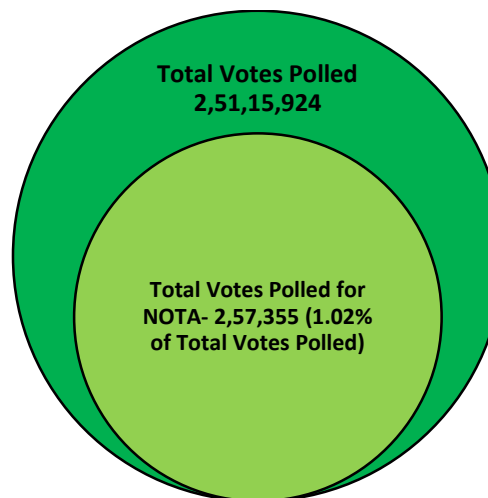
Figure: Performance of Re-Elected Winners

Percentage Range	Vote Share	Margin of Victory
Less than 10 %	0	30
10%- 20%	0	11
21%-30%	0	2
31%-40%	7	0
41%- 50%	32	0
More than 50 %	4	0

Table: Performance of Re-Elected Winners

- Out of total **43** re-elected winners, none have won with less than **30%** of vote share in their respective constituency. **4(9%)** have won with more than **50%** of vote share.
- **30(70%)** re-elected winners have won with less than **10%** margin of victory whereas **2** have won with more than **20%** margin of victory.

Details of NOTA



- The NOTA button instated by the ECI in 2013 gave the voters an option of rejecting all the candidates in their constituency. Out of **2,51,15,924** votes polled in **Odisha Assembly Elections, 2024, 2,57,355 (1.02%)** were polled for NOTA.
- The top ten constituencies with highest votes polled for NOTA are as follows:

S.No.	Constituency	Total Valid Votes in The Constituency	Votes Polled for Winners	% Vote share for Winner	Votes Polled for Runners up	% of Votes Polled for Runners up	Votes Polled for NOTA	Votes Polled for NOTA %
1	Telkoi	192719	83818	43%	74379	39%	6877	3.6%
2	Pottangi	154922	52202	34%	50283	32%	6420	4.1%
3	Lakshmipur	142303	59447	42%	38185	27%	5633	4.0%
4	Jharigam	181309	76748	42%	73470	41%	5514	3.0%
5	Bissam Cuttack	183770	68446	37%	59043	32%	5256	2.9%
6	Chitrakonda	157176	55550	35%	46391	30%	5065	3.2%
7	Rayagada	190986	87482	46%	58296	31%	4676	2.4%
8	Dabugam	172428	77511	45%	56056	33%	4543	2.6%
9	Mohana	179307	62117	35%	58058	32%	4317	2.4%
10	Lanjigarh	176768	60254	34%	53753	30%	4123	2.3%

Table: Top 10 Constituencies with highest votes polled for NOTA

Vote Share and Representativeness of Winners in Odisha Assembly Elections 2024

S.No.	Constituency	Total Registered Voters	Total Valid Votes in The Constituency	Winner	Party	Total Votes Polled for Winners	% Vote share for Winner	% of Representativeness
1	Bari	224359	159903	Biswa Ranjan Mallick	BJD	101966	64%	45%
2	Talcher	159974	128565	Braja Kishore Pradhan	BJD	75621	59%	47%
3	Kendrapara	226103	154166	Ganeswar Behera	BJD	90173	58%	40%
4	Begunia	217345	158346	Pradip Kumar Sahu S/O- Laxmidhar Sahu	BJD	90964	57%	42%
5	Mahakalapada	249821	191611	Durga Prasan Nayak	BJP	109653	57%	44%
6	Parjanga	216232	176669	Bibhuti Bhusan Pradhan	BJP	100595	57%	47%
7	Champua	230532	182668	Sanatan Mahakud	BJD	103120	56%	45%
8	Kabisuryanagar	235111	145188	Pratap Chandra Nayak	BJP	80995	56%	34%
9	Patna	211738	174159	Akhila Chandra Naik	BJP	97041	56%	46%
10	Attabira	222340	180319	Nihar Ranjan Mahanand	BJP	99487	55%	45%
11	Surada	232402	152847	Nilamani Bisoyi	BJP	83625	55%	36%
12	Bhatli	230713	196714	Irisis Acharya	BJP	107508	55%	47%
13	Badasahi	197529	152457	Sanatan Bijuli	BJP	83276	55%	42%
14	Jagatsinghpur	217522	170334	Amarendra Das	BJP	92555	54%	43%
15	Khalikote	230361	149058	Purna Chandra Sethy	BJP	80230	54%	35%
16	Satyabadi	211656	163672	Om Prakash Mishra	BJP	87294	53%	41%
17	Polasara	245919	160776	Gokulananda Mallik	BJP	85737	53%	35%
18	Chhendipada	207307	178066	Agasti Behera	BJP	93629	53%	45%
19	Dhenkanal	267317	202637	Krushna Chandra Patra	BJP	106529	53%	40%
20	Athamallik	208136	179491	Nalini Kanta Pradhan	BJD	93957	52%	45%

S.No.	Constituency	Total Registered Voters	Total Valid Votes in The Constituency	Winner	Party	Total Votes Polled for Winners	% Vote share for Winner	% of Representativeness
21	Ranpur	205959	155815	Surama Padhy	BJP	81439	52%	40%
22	Nilgiri	213360	168447	Santosh Khatua	BJP	87928	52%	41%
23	Angul	211080	170817	Pratap Chandra Pradhan	BJP	88868	52%	42%
24	Jayadev	180692	147629	Naba Kishor Mallick	BJD	76790	52%	42%
25	Kuchinda	220516	184661	Rabi Narayan Naik	BJP	95716	52%	43%
26	Choudwar-Cuttack	230084	139878	Souvic Biswal	BJD	72325	52%	31%
27	Paradeep	216533	163951	Sampad Chandra Swain	BJP	84518	52%	39%
28	Pipili	233865	192653	Ashrit Pattanayak	BJP	99310	52%	42%
29	Brahmagiri	225908	185862	Upasna Mohapatra	BJP	95783	52%	42%
30	Remuna	225748	180238	Gobinda Chandra Das	BJP	92620	51%	41%
31	Bhanjanagar	236237	164171	Pradyumna Kumar Nayak	BJP	83822	51%	35%
32	Balasore	225525	175560	Manas Kumar Dutta	BJP	89360	51%	40%
33	Khandapada	183405	148964	Dusmanta Kumar Swain	BJP	75557	51%	41%
34	Bhubaneswar North	275141	154427	Susant Kumar Rout	BJD	78179	51%	28%
35	Sukinda	208269	171536	Pradeep Bal Samanta	BJP	86733	51%	42%
36	Dhamnagar	243734	179992	Suryabanshi Suraj Sthitaprajna	BJP	90555	50%	37%
37	Jashipur	215460	169913	Ganesh Ram Singkhuntia	BJP	85384	50%	40%
38	Gopalpur	221504	143839	Bibhuti Bhushan Jena	BJP	72071	50%	33%
39	Bangriposi	219651	175820	Sanjali Murmu	BJP	87801	50%	40%
40	Chikiti	212264	140619	Manoranjan Dyan Samantara	BJP	69839	50%	33%

S.No.	Constituency	Total Registered Voters	Total Valid Votes in The Constituency	Winner	Party	Total Votes Polled for Winners	% Vote share for Winner	% of Representativeness
41	Patkura	248633	183132	Arvind Mohapatra	BJD	90905	50%	37%
42	Hindol	259204	197073	Simarani Nayak	BJP	97795	50%	38%
43	Simulia	253577	183028	Padma Lochan Panda	BJP	90676	50%	36%
44	Chilika	230801	168161	Prithviraj Harichandan	BJP	83264	50%	36%
45	Athagarh	211490	173881	Ranendra Pratap Swain	BJD	86006	49%	41%
46	Barachana	191850	145667	Amar Kumar Nayak	BJP	71926	49%	37%
47	Aska	200085	120067	Saroj Kumar Padhi	BJP	59083	49%	30%
48	Digapahandi	222087	148167	Sidhant Mohapatra	BJP	72908	49%	33%
49	Ekamra-Bhubaneswar	260250	152727	Babu Singh	BJP	74884	49%	29%
50	Kamakhyanagar	216761	172632	Satrughan Jena	BJP	84589	49%	39%
51	Brajarajnagar	214434	168268	Suresh Pujari	BJP	82199	49%	38%
52	Binjharpur	227095	151907	Pramila Mallik	BJD	74185	49%	33%
53	Nayagarh	218938	168152	Aruna Kumar Sahoo	BJD	81959	49%	37%
54	Pallahara	177021	147117	Ashok Mohanty	BJP	71560	49%	40%
55	Cuttack Sadar	225787	164034	Prakash Chandra Sethi	BJP	79542	48%	35%
56	Nimapara	244042	196968	Pravati Parida	BJP	95430	48%	39%
57	Baripada	220961	161757	Prakash Soren	BJP	78272	48%	35%
58	Titlagarh	254114	202578	Nabin Kumar Jain	BJP	97854	48%	39%
59	Kantamal	167838	141575	Kanhai Charan Danga	BJP	68356	48%	41%
60	Birmaharajpur	214782	177809	Raghunath Jagadala	BJP	85680	48%	40%
61	Sundargarh	234477	179440	Jogesh Kumar Singh	BJD	86398	48%	37%
62	Korei	207283	165925	Akash Dasnayak	BJP	79658	48%	38%
63	Chhatrapur	232962	156217	Krushna Chandra Nayak	BJP	74983	48%	32%

S.No.	Constituency	Total Registered Voters	Total Valid Votes in The Constituency	Winner	Party	Total Votes Polled for Winners	% Vote share for Winner	% of Representativeness
64	Jajpur	241535	179580	Sujata Sahu	BJD	86049	48%	36%
65	Gunupur	221495	162410	Satyajeet Gomango	INC	77637	48%	35%
66	Niali	246498	189024	Chhabi Malik	BJP	90191	48%	37%
67	Jharsuguda	224702	191020	Tankadhar Tripathy	BJP	91105	48%	41%
68	Bhubaneswar Central	213223	112754	Ananta Narayan Jena	BJD	53759	48%	25%
69	Bijepur	239696	196028	Sanat Kumar Gartia	BJP	93161	48%	39%
70	Kakatpur	239983	178561	Tusharkanti Behera	BJD	84010	47%	35%
71	Keonjhar	229363	186652	Mohan Charan Majhi	BJP	87815	47%	38%
72	Khariar	251053	198876	Adhiraj Mohan Panigrahi	BJD	93246	47%	37%
73	Hinjili	229734	141844	Naveen Patnaik	BJD	66459	47%	29%
74	Baramba	244560	184945	Bijaya Kumar Dalabehera	Independent	86018	47%	35%
75	Rajanagar	259247	174840	Dhruba Charan Sahoo	BJD	81237	46%	31%
76	Rourkela	209710	139170	Sarada Prasad Nayak	BJD	64660	46%	31%
77	Boudh	164854	134799	Saroj Kumar Pradhan	BJP	62494	46%	38%
78	Bargarh	214549	167820	Ashwini Kumar Sarangi	BJP	77766	46%	36%
79	Balikuda-Erasama	267980	203121	Sarada Prasanna Jena	BJD	93517	46%	35%
80	Sonepur	253893	213366	Niranjan Pujari	BJD	98202	46%	39%
81	Puri	234828	162982	Sunil Kumar Mohanty	BJD	74709	46%	32%
82	Rayagada	250566	190986	Kadraka Appala Swamy	INC	87482	46%	35%
83	Salipur	245881	191697	Prasanta Behera	BJD	87701	46%	36%
84	Bolangir	238842	186609	Kalikesh Narayan Singh Deo	BJD	85265	46%	36%

S.No.	Constituency	Total Registered Voters	Total Valid Votes in The Constituency	Winner	Party	Total Votes Polled for Winners	% Vote share for Winner	% of Representativeness
85	Sambalpur	199459	131425	Jayanarayan Mishra	BJP	59827	46%	30%
86	Tirtol	246622	184113	Ramakanta Bhoi	BJD	83740	45%	34%
87	Rengali	193027	161528	Sudarshan Haripal	BJD	73420	45%	38%
88	Nabarangpur	232821	200439	Gouri Shankar Majhi	BJP	90895	45%	39%
89	Deogarh	249504	197873	Romancha Ranjan Biswal	BJD	89074	45%	36%
90	Dabugam	204388	172428	Manohar Randhari	BJD	77511	45%	38%
91	Sanakhemundi	227770	147529	Ramesh Chandra Jena	INC	65867	45%	29%
92	Kantabanji	274069	203874	Laxman Bag	BJP	90876	45%	33%
93	Biramitrapur	241303	188898	Rohit Joseph Tirkey	BJD	84116	45%	35%
94	Daspalla	188975	139737	Ramesh Chandra Behera	BJD	62039	44%	33%
95	Loisingha	243160	187992	Mukesh Mahaling	BJP	83313	44%	34%
96	Khurda	246424	181850	Prasanta Kumar Jagadev	BJP	80564	44%	33%
97	Ghasipura	228399	187707	Badri Narayan Patra	BJD	82516	44%	36%
98	Berhampur	219580	125181	K. Anil Kumar	BJP	54997	44%	25%
99	Raghunathpali	179480	117091	Durga Charan Tanti	BJP	51189	44%	29%
100	Basta	242325	190803	Subasini Jena	BJD	83314	44%	34%
101	Padampur	268744	211320	Barsha Singh Bariha	BJD	91995	44%	34%
102	Telkoi	238426	192719	Dr. Fakir Mohan Naik	BJP	83818	43%	35%
103	Karanja	197868	150319	Padma Charan Haiburu	BJP	65357	43%	33%
104	Bonai	226812	186429	Laxman Munda	CPI(M)	81008	43%	36%
105	Umerkote	195711	161858	Nityananda Gond	BJP	70170	43%	36%
106	Morada	230777	179978	Dr. Krushna Chandra Mahapatra	BJP	77980	43%	34%

S.No.	Constituency	Total Registered Voters	Total Valid Votes in The Constituency	Winner	Party	Total Votes Polled for Winners	% Vote share for Winner	% of Representativeness
107	Dharmasala	229849	186013	Himanshu Sekhar Sahoo F-Late Ramesh Chandra Sahoo	Independent	79759	43%	35%
108	Mahanga	269044	206802	Sarada Prasad Padhan	Independent	88632	43%	33%
109	Chandabali	249218	194420	Byomakesh Ray	BJD	83063	43%	33%
110	Talsara	214381	161533	Bhabani Shankar Bhoi	BJP	68928	43%	32%
111	Aul	271285	173882	Pratap Keshari Deb	BJD	73678	42%	27%
112	Jaleswar	251686	196131	Aswini Kumar Patra	BJD	83105	42%	33%
113	Jharigam	216256	181309	Narsing Bhatra	BJP	76748	42%	35%
114	Bhadrak	267167	194582	Sitansu Sekhar Mohapatra	BJP	82282	42%	31%
115	Kotpad	208283	178656	Rupu Bhatra	BJP	75275	42%	36%
116	Udala	198170	158081	Bhaskar Madhei	BJP	66401	42%	34%
117	Jeypore	211908	166143	Tara Prsada Bahinipati	INC	69592	42%	33%
118	Dharamgarh	259898	210054	Sudhir Ranjan Pattjoshi	BJP	87890	42%	34%
119	Lakshmipur	172483	142303	Pabitra Saunta	INC	59447	42%	34%
120	Malkangiri	244890	188423	Narasinga Madkami	BJP	78679	42%	32%
121	Patnagarh	302304	225308	Kanak Vardhan Singh Deo	BJP	93823	42%	31%
122	Banki	216520	167544	Devi Ranjan Tripathy	BJD	69214	41%	32%
123	Bhograi	231409	175975	Goutam Buddha Das	BJD	70198	40%	30%
124	Anandapur	233203	180599	Abhimanyu Sethi	BJD	71651	40%	31%
125	Basudevpur	266666	199051	Ashok Kumar Das	INC	77843	39%	29%
126	Bhandaripokhari	237435	185437	Sanjib Kumar Mallick	BJD	72447	39%	31%
127	Soro	224490	162905	Madhab Dhada	BJD	63642	39%	28%
128	Jatani	241579	174518	Bibhuti Bhusan Balabantaray	BJD	68162	39%	28%
129	Junagarh	244768	199354	Dibya Shankar Mishra	BJD	77037	39%	31%
130	Rairakhol	200418	161424	Prasanna Acharya	BJD	61716	38%	31%
131	Barabati-Cuttack	238450	140887	Sofia Firdous	INC	53339	38%	22%

S.No.	Constituency	Total Registered Voters	Total Valid Votes in The Constituency	Winner	Party	Total Votes Polled for Winners	% Vote share for Winner	% of Representativeness
132	Saraskana	206877	157136	Bhadav Hansdah	BJP	59387	38%	29%
133	Paralakhemundi	215706	149069	Rupesh Kumar Panigrahi	BJD	56027	38%	26%
134	Bhawanipatna	231555	179420	Sagar Charan Das	INC	67085	37%	29%
135	Bissam Cuttack	232442	183770	Nilamadhab Hikaka	INC	68446	37%	29%
136	G. Udayagiri	206406	144451	Prafulla Chandra Pradhan	INC	53530	37%	26%
137	Rairangpur	225749	169806	Jalen Naik	BJP	62724	37%	28%
138	Phulbani	198839	146447	Uma Charan Mallick	BJP	53900	37%	27%
139	Rajgangpur	249334	182030	C.S. Raazen Ekka	INC	66869	37%	27%
140	Narla	229979	185154	Manorama Mohanty	BJD	67532	36%	29%
141	Baliguda	163716	121463	Chakramani Kanhar	BJD	43586	36%	27%
142	Chitrakonda	204339	157176	Mangu Khilla	INC	55550	35%	27%
143	Mohana	243522	179307	Dasarathi Gomanga	INC	62117	35%	26%
144	Lanjigarh	228557	176768	Pradip Kumar Dishari	BJD	60254	34%	26%
145	Pottangi	186076	154922	Rama Chandra Kadam	INC	52202	34%	28%
146	Nuapada	241502	183703	Rajendra Dholakia	BJD	61822	34%	26%
147	Koraput	190341	147073	Raghuram Machha	BJP	46805	32%	25%

Table: Vote Share and Representativeness of Winners

Vote Share and Margin of Victory of Winners in Odisha Assembly Elections 2024

S.No.	Constituency	Total Valid Votes in The Constituency	Winner	Party	Votes Polled for Winners	% Vote share for Winner	Runners Up	Party	Votes Polled for Runners up	% of Votes Polled for Runners up	Margin of Victory	% Margin of Victory	Votes Polled for NOTA	Votes Polled for NOTA %
1	Bari	159903	Biswa Ranjan Mallick	BJD	101966	64%	Umesh Chandra Jena	BJP	50501	32%	51465	32.2%	569	0.4%
2	Begunia	158346	Pradip Kumar Sahu S/O-Laxmidhar Sahu	BJD	90964	57%	Prakasha Chandra Bijuli	BJP	43150	27%	47814	30.2%	998	0.6%
3	Talcher	128565	Braja Kishore Pradhan	BJD	75621	59%	Kalandi Charan Samal	BJP	43499	34%	32122	25.0%	976	0.8%
4	Badasahi	152457	Sanatan Bijuli	BJP	83276	55%	Anasuya Patra	BJD	45889	30%	37387	24.5%	1908	1.3%
5	Kendrapara	154166	Ganeswar Behera	BJD	90173	58%	Geetanjali Sethi	BJP	54755	36%	35418	23.0%	638	0.4%
6	Champua	182668	Sanatan Mahakud	BJD	103120	56%	Murali Manohar Sharma	BJP	63126	35%	39994	21.9%	1343	0.7%
7	Patna	174159	Akhila Chandra Naik	BJP	97041	56%	Jagannath Naik	BJD	59062	34%	37979	21.8%	2353	1.4%
8	Kabisuryanagar	145188	Pratap Chandra Nayak	BJP	80995	56%	Latika Pradhan	BJD	50822	35%	30173	20.8%	2038	1.4%
9	Jashipur	169913	Ganesh Ram Singkhuntia	BJP	85384	50%	Chakradhar Hembram	BJD	50717	30%	34667	20.4%	3555	2.1%
10	Karanja	150319	Padma Charan Haiburu	BJP	65357	43%	Basanti Hembram	BJD	35858	24%	29499	19.6%	3261	2.2%
11	Bangriposi	175820	Sanjali Murmu	BJP	87801	50%	Ranjita Marndi	BJD	53325	30%	34476	19.6%	628	0.4%
12	Morada	179978	Dr. Krushna Chandra Mahapatra	BJP	77980	43%	Preetinanda Kanungo	BJD	44710	25%	33270	18.5%	780	0.4%

S.No.	Constituency	Total Valid Votes in The Constituency	Winner	Party	Votes Polled for Winners	% Vote share for Winner	Runners Up	Party	Votes Polled for Runners up	% of Votes Polled for Runners up	Margin of Victory	% Margin of Victory	Votes Polled for NOTA	Votes Polled for NOTA %
13	Surada	152847	Nilamani Bisoyi	BJP	83625	55%	Sanghamitra Swain	BJD	55401	36%	28224	18.5%	2488	1.6%
14	Gunupur	162410	Satyajeet Gomango	INC	77637	48%	Raghunath Gomango	BJD	47752	29%	29885	18.4%	3205	2.0%
15	Parjanga	176669	Bibhuti Bhusan Pradhan	BJP	100595	57%	Dr. Nrusingha Charan Sahu	BJD	68433	39%	32162	18.2%	1512	0.9%
16	Baripada	161757	Prakash Soren	BJP	78272	48%	Sananda Marndi	BJD	48887	30%	29385	18.2%	2718	1.7%
17	Mahakalapada	191611	Durga Prasan Nayak	BJP	109653	57%	Atanu Sabyasachi Nayak	BJD	76127	40%	33526	17.5%	578	0.3%
18	Kuchinda	184661	Rabi Narayan Naik	BJP	95716	52%	Rajendra Kumar Chhatria	BJD	63496	34%	32220	17.4%	2782	1.5%
19	Balasore	175560	Manas Kumar Dutta	BJP	89360	51%	Swarup Kumar Das	BJD	60734	35%	28626	16.3%	698	0.4%
20	Attabira	180319	Nihar Ranjan Mahanand	BJP	99487	55%	Snehangini Chhuria	BJD	70577	39%	28910	16.0%	1808	1.0%
21	Brajarajnagar	168268	Suresh Pujari	BJP	82199	49%	Alaka Mohanty	BJD	55410	33%	26789	15.9%	1384	0.8%
22	Tirtol	184113	Ramakanta Bhoi	BJD	83740	45%	Rajkishore Behera	BJP	55245	30%	28495	15.5%	649	0.4%
23	Khalikote	149058	Purna Chandra Sethy	BJP	80230	54%	Suryamani Baidya	BJD	57173	38%	23057	15.5%	3798	2.5%
24	Rayagada	190986	Kadraka Appala Swamy	INC	87482	46%	Anusaya Majhi	BJD	58296	31%	29186	15.3%	4676	2.4%

S.No.	Constituency	Total Valid Votes in The Constituency	Winner	Party	Votes Polled for Winners	% Vote share for Winner	Runners Up	Party	Votes Polled for Runners up	% of Votes Polled for Runners up	Margin of Victory	% Margin of Victory	Votes Polled for NOTA	Votes Polled for NOTA %
25	Berhampur	125181	K. Anil Kumar	BJP	54997	44%	Dr. Ramesh Chandra Chyau Patnaik	BJD	36288	29%	18709	14.9%	638	0.5%
26	Lakshmiपुर	142303	Pabitra Saunta	INC	59447	42%	Prabhu Jani	BJD	38185	27%	21262	14.9%	5633	4.0%
27	Kotpad	178656	Rupu Bhatra	BJP	75275	42%	Chandra Sekhar Majhi	BJD	49011	27%	26264	14.7%	3314	1.9%
28	Jayadev	147629	Naba Kishor Mallick	BJD	76790	52%	Arabinda Dhali	BJP	55317	37%	21473	14.5%	1271	0.9%
29	Jatani	174518	Bibhuti Bhusan Balabantaray	BJD	68162	39%	Biswaranjan Badajena	BJP	42941	25%	25221	14.5%	1449	0.8%
30	Bhatli	196714	Irasis Acharya	BJP	107508	55%	Susanta Singh	BJD	79616	40%	27892	14.2%	1229	0.6%
31	Remuna	180238	Gobinda Chandra Das	BJP	92620	51%	Bidyasmita Mahalik	BJD	68452	38%	24168	13.4%	1260	0.7%
32	Polasara	160776	Gokulananda Mallik	BJP	85737	53%	Srikanta Sahu	BJD	64791	40%	20946	13.0%	1791	1.1%
33	Jagatsinghpur	170334	Amarendra Das	BJP	92555	54%	Prasanta Kumar Muduli	BJD	70417	41%	22138	13.0%	402	0.2%
34	Kakatpur	178561	Tusharkanti Behera	BJD	84010	47%	Baidhar Malik	BJP	60859	34%	23151	13.0%	382	0.2%
35	Balikuda-Erasama	203121	Sarada Prasanna Jena	BJD	93517	46%	Satya Sarathi Mohanty	BJP	67558	33%	25959	12.8%	475	0.2%
36	Choudwar-Cuttack	139878	Souvic Biswal	BJD	72325	52%	Nayan Kishore Mohanty	BJP	54509	39%	17816	12.7%	1040	0.7%

S.No.	Constituency	Total Valid Votes in The Constituency	Winner	Party	Votes Polled for Winners	% Vote share for Winner	Runners Up	Party	Votes Polled for Runners up	% of Votes Polled for Runners up	Margin of Victory	% Margin of Victory	Votes Polled for NOTA	Votes Polled for NOTA %
37	Baramba	184945	Bijaya Kumar Dalabehera	Independent	86018	47%	Debiprasad Mishra	BJD	62539	34%	23479	12.7%	966	0.5%
38	Bonai	186429	Laxman Munda	CPI(M)	81008	43%	Bhimsen Choudhury	BJD	57569	31%	23439	12.6%	3126	1.7%
39	Nabarangpur	200439	Gouri Shankar Majhi	BJP	90895	45%	Kausalya Pradhani	BJD	65801	33%	25094	12.5%	3472	1.7%
40	Dabugam	172428	Manohar Randhari	BJD	77511	45%	Lipika Majhi	INC	56056	33%	21455	12.4%	4543	2.6%
41	Birmaharajpur	177809	Raghunath Jagadala	BJP	85680	48%	Padmanabha Behera	BJD	63734	36%	21946	12.3%	1559	0.9%
42	Nilgiri	168447	Santosh Khatua	BJP	87928	52%	Sukanta Kumar Nayak	BJD	68089	40%	19839	11.8%	938	0.6%
43	Digapahandi	148167	Sidhant Mohapatra	BJP	72908	49%	Biplab Patro	BJD	56061	38%	16847	11.4%	1338	0.9%
44	Aul	173882	Pratap Keshari Deb	BJD	73678	42%	Debasmita Sharma	INC	54050	31%	19628	11.3%	510	0.3%
45	Satyabadi	163672	Om Prakash Mishra	BJP	87294	53%	Sanjay Kumar Das Burma	BJD	69586	43%	17708	10.8%	477	0.3%
46	Basta	190803	Subasini Jena	BJD	83314	44%	Bijan Nayak	INC	62937	33%	20377	10.7%	403	0.2%
47	Talsara	161533	Bhabani Shankar Bhoi	BJP	68928	43%	Binaya Kumar Toppo	BJD	51739	32%	17189	10.6%	1885	1.2%
48	Rajanagar	174840	Dhruba Charan Sahoo	BJD	81237	46%	Lalit Kumar Behera	BJP	62996	36%	18241	10.4%	791	0.5%

S.No.	Constituency	Total Valid Votes in The Constituency	Winner	Party	Votes Polled for Winners	% Vote share for Winner	Runners Up	Party	Votes Polled for Runners up	% of Votes Polled for Runners up	Margin of Victory	% Margin of Victory	Votes Polled for NOTA	Votes Polled for NOTA %
49	Angul	170817	Pratap Chandra Pradhan	BJP	88868	52%	Sanjukta Singh	BJD	71435	42%	17433	10.2%	1326	0.8%
50	Banki	167544	Devi Ranjan Tripathy	BJD	69214	41%	Tusara Kanta Chakrabarty	BJP	52188	31%	17026	10.2%	885	0.5%
51	Dhenkanal	202637	Krushna Chandra Patra	BJP	106529	53%	Sudhir Kumar Samal	BJD	86090	42%	20439	10.1%	1983	1.0%
52	Ranpur	155815	Surama Padhy	BJP	81439	52%	Satyanarayan Pradhan	BJD	65895	42%	15544	10.0%	675	0.4%
53	Bhanjanagar	164171	Pradyumna Kumar Nayak	BJP	83822	51%	Bikram Keshari Arukha	BJD	67498	41%	16324	9.9%	1941	1.2%
54	Loisingha	187992	Mukesh Mahaling	BJP	83313	44%	Nihar Ranjan Behera	BJD	65123	35%	18190	9.7%	2160	1.1%
55	Paradeep	163951	Sampad Chandra Swain	BJP	84518	52%	Geetanjali Routray	BJD	68731	42%	15787	9.6%	491	0.3%
56	Dharamgarh	210054	Sudhir Ranjan Pattjoshi	BJP	87890	42%	Puspendra Singh Deo	BJD	68963	33%	18927	9.0%	2105	1.0%
57	Athamallik	179491	Nalini Kanta Pradhan	BJD	93957	52%	Sanjeeb Kumar Sahoo	BJP	77804	43%	16153	9.0%	1631	0.9%
58	Saraskana	157136	Bhadav Hansdah	BJP	59387	38%	Debashis Marndi	BJD	45735	29%	13652	8.7%	2009	1.3%
59	Titlagarh	202578	Nabin Kumar Jain	BJP	97854	48%	Tukuni Sahu	BJD	80455	40%	17399	8.6%	2290	1.1%

S.No.	Constituency	Total Valid Votes in The Constituency	Winner	Party	Votes Polled for Winners	% Vote share for Winner	Runners Up	Party	Votes Polled for Runners up	% of Votes Polled for Runners up	Margin of Victory	% Margin of Victory	Votes Polled for NOTA	Votes Polled for NOTA %
60	Chhendipada	178066	Agasti Behera	BJP	93629	53%	Susanta Kumar Behera	BJD	78566	44%	15063	8.5%	1370	0.8%
61	Bhadrak	194582	Sitansu Sekhar Mohapatra	BJP	82282	42%	Prafulla Samal	BJD	66214	34%	16068	8.3%	779	0.4%
62	Kantabanji	203874	Laxman Bag	BJP	90876	45%	Naveen Patnaik	BJD	74532	37%	16344	8.0%	1649	0.8%
63	Deogarh	197873	Romancha Ranjan Biswal	BJD	89074	45%	Subash Chandra Panigrahi	BJP	73282	37%	15792	8.0%	2767	1.4%
64	Malkangiri	188423	Narasinga Madkami	BJP	78679	42%	Mala Madhi	INC	63789	34%	14890	7.9%	4102	2.2%
65	Jeypore	166143	Tara Prsada Bahinipati	INC	69592	42%	Indira Nanda	BJD	56481	34%	13111	7.9%	2367	1.4%
66	Pipili	192653	Ashrit Pattanayak	BJP	99310	52%	Rudra Pratap Maharathy	BJD	84148	44%	15162	7.9%	597	0.3%
67	Bhawanipatna	179420	Sagar Charan Das	INC	67085	37%	Pradipta Kumar Naik	BJP	53344	30%	13741	7.7%	1469	0.8%
68	Patkura	183132	Arvind Mohapatra	BJD	90905	50%	Tejeswar Parida	BJP	77083	42%	13822	7.5%	564	0.3%
69	Ghasipura	187707	Badri Narayan Patra	BJD	82516	44%	Soumya Ranjan Patnaik	IND	68705	37%	13811	7.4%	1844	1.0%
70	Bhubaneswar North	154427	Susant Kumar Rout	BJD	78179	51%	Priyadarshi Mishra	BJP	66836	43%	11343	7.3%	868	0.6%
71	Chhatrapur	156217	Krushna Chandra Nayak	BJP	74983	48%	Subash Chandra Behera	BJD	63545	41%	11438	7.3%	1958	1.3%

S.No.	Constituency	Total Valid Votes in The Constituency	Winner	Party	Votes Polled for Winners	% Vote share for Winner	Runners Up	Party	Votes Polled for Runners up	% of Votes Polled for Runners up	Margin of Victory	% Margin of Victory	Votes Polled for NOTA	Votes Polled for NOTA %
72	Sanakhemundi	147529	Ramesh Chandra Jena	INC	65867	45%	Sulakshana Geetanjali Devi	BJD	55205	37%	10662	7.2%	2724	1.8%
73	Simulia	183028	Padma Lochan Panda	BJP	90676	50%	Subasini Sahoo	BJD	77493	42%	13183	7.2%	693	0.4%
74	Bolangir	186609	Kalikesb Narayan Singh Deo	BJD	85265	46%	Samarendra Mishra	INC	71856	39%	13409	7.2%	1556	0.8%
75	Sonepur	213366	Niranjan Pujari	BJD	98202	46%	Pramod Kumar Mahapatra	BJP	82963	39%	15239	7.1%	1905	0.9%
76	Aska	120067	Saroj Kumar Padhi	BJP	59083	49%	Manjula Swain	BJD	51024	42%	8059	6.7%	1922	1.6%
77	Umerkote	161858	Nityananda Gond	BJP	70170	43%	Nabina Nayak	BJD	59797	37%	10373	6.4%	4076	2.5%
78	Gopalpur	143839	Bibhuti Bhushan Jena	BJP	72071	50%	Bikram Kumar Panda	BJD	63009	44%	9062	6.3%	1200	0.8%
79	Keonjhar	186652	Mohan Charan Majhi	BJP	87815	47%	Mina Majhi	BJD	76238	41%	11577	6.2%	3120	1.7%
80	Anandapur	180599	Abhimanyu Sethi	BJD	71651	40%	Jayadev Jena	INC	60685	34%	10966	6.1%	1605	0.9%
81	Hindol	197073	Simarani Nayak	BJP	97795	50%	Mahesh Sahoo	BJD	85968	44%	11827	6.0%	3106	1.6%
82	Nuapada	183703	Rajendra Dholakia	BJD	61822	34%	Ghasiram Majhi	IND	50941	28%	10881	5.9%	2291	1.2%
83	Chittrakonda	157176	Mangu Khilla	INC	55550	35%	Dambaru Sisa	BJP	46391	30%	9159	5.8%	5065	3.2%

S.No.	Constituency	Total Valid Votes in The Constituency	Winner	Party	Votes Polled for Winners	% Vote share for Winner	Runners Up	Party	Votes Polled for Runners up	% of Votes Polled for Runners up	Margin of Victory	% Margin of Victory	Votes Polled for NOTA	Votes Polled for NOTA %
84	Barabati-Cuttack	140887	Sofia Firdous	INC	53339	38%	Purna Chandra Mahapatra	BJP	45338	32%	8001	5.7%	585	0.4%
85	Rajgangpur	182030	C.S. Raazen Ekka	INC	66869	37%	Anil Barwa	BJD	56685	31%	10184	5.6%	1944	1.1%
86	Sukinda	171536	Pradeep Bal Samanta	BJP	86733	51%	Pritiranjana Gharai	BJD	77156	45%	9577	5.6%	1185	0.7%
87	G. Udayagiri	144451	Prafulla Chandra Pradhan	INC	53530	37%	Managobinda Pradhan	BJP	45673	32%	7857	5.4%	1507	1.0%
88	Brahmagiri	185862	Upasna Mohapatra	BJP	95783	52%	Umakanta Samantaray	BJD	85953	46%	9830	5.3%	395	0.2%
89	Padampur	211320	Barsha Singh Bariha	BJD	91995	44%	Gobardhan Bhoy	BJP	81002	38%	10993	5.2%	1617	0.8%
90	Pallahara	147117	Ashok Mohanty	BJP	71560	49%	Mukesh Kumar Pal	BJD	63997	44%	7563	5.1%	1633	1.1%
91	Bijepur	196028	Sanat Kumar Gartia	BJP	93161	48%	Rita Sahu	BJD	83095	42%	10066	5.1%	2055	1.0%
92	Bissam Cuttack	183770	Nilamadhab Hikaka	INC	68446	37%	Jagannath Saraka	BJD	59043	32%	9403	5.1%	5256	2.9%
93	Sundargarh	179440	Jogesh Kumar Singh	BJD	86398	48%	Kusum Tete	BJP	77276	43%	9122	5.1%	1755	1.0%
94	Kantamal	141575	Kanhai Charan Danga	BJP	68356	48%	Mahidhar Rana	BJD	61207	43%	7149	5.0%	1399	1.0%
95	Raghuunathpali	117091	Durga Charan Tanti	BJP	51189	44%	Archana Rekha Behera	BJD	45415	39%	5774	4.9%	1203	1.0%
96	Khandapada	148964	Dusmanta Kumar Swain	BJP	75557	51%	Sabitri Pradhan	BJD	68214	46%	7343	4.9%	597	0.4%

S.No.	Constituency	Total Valid Votes in The Constituency	Winner	Party	Votes Polled for Winners	% Vote share for Winner	Runners Up	Party	Votes Polled for Runners up	% of Votes Polled for Runners up	Margin of Victory	% Margin of Victory	Votes Polled for NOTA	Votes Polled for NOTA %
97	Telkoi	192719	Dr. Fakir Mohan Naik	BJP	83818	43%	Madhaba Sardar	BJD	74379	39%	9439	4.9%	6877	3.6%
98	Khariar	198876	Adhiraj Mohan Panigrahi	BJD	93246	47%	Hitesh Kumar Bagartti	BJP	83628	42%	9618	4.8%	2436	1.2%
99	Khurda	181850	Prasanta Kumar Jagadev	BJP	80564	44%	Rajendra Kumar Sahoo	BJD	71966	40%	8598	4.7%	1233	0.7%
100	Chikiti	140619	Manoranjan Dyan Samantara	BJP	69839	50%	Chinmayananda Srirup Deb	BJD	63317	45%	6522	4.6%	1477	1.1%
101	Rairangpur	169806	Jalen Naik	BJP	62724	37%	Raisen Murmu	BJD	55031	32%	7693	4.5%	1824	1.1%
102	Daspalla	139737	Ramesh Chandra Behera	BJD	62039	44%	Raghab Malik	BJP	55743	40%	6296	4.5%	1570	1.1%
103	Dhamnagar	179992	Suryabanshi Suraj Sthitaprajna	BJP	90555	50%	Sanjaya Kumar Das	BJD	82460	46%	8095	4.5%	361	0.2%
104	Barachana	145667	Amar Kumar Nayak	BJP	71926	49%	Varsha Priyadarshini	BJD	65616	45%	6310	4.3%	409	0.3%
105	Udala	158081	Bhaskar Madhei	BJP	66401	42%	Srinath Soren	BJD	59884	38%	6517	4.1%	1443	0.9%
106	Salipur	191697	Prasanta Behera	BJD	87701	46%	Arindam Roy	BJP	80107	42%	7594	4.0%	926	0.5%
107	Bhograi	175975	Goutam Buddha Das	BJD	70198	40%	Satya Shiba Das	INC	63634	36%	6564	3.7%	458	0.3%
108	Lanjigarh	176768	Pradip Kumar Dishari	BJD	60254	34%	Balabhadra Majhi	INC	53753	30%	6501	3.7%	4123	2.3%

S.No.	Constituency	Total Valid Votes in The Constituency	Winner	Party	Votes Polled for Winners	% Vote share for Winner	Runners Up	Party	Votes Polled for Runners up	% of Votes Polled for Runners up	Margin of Victory	% Margin of Victory	Votes Polled for NOTA	Votes Polled for NOTA %
109	Biramitrapur	188898	Rohit Joseph Turkey	BJD	84116	45%	Shankar Oram	BJP	77232	41%	6884	3.6%	1909	1.0%
110	Mahanga	206802	Sarada Prasad Padhan	Independent	88632	43%	Ankit Pratap Jena	BJD	81209	39%	7423	3.6%	525	0.3%
111	Korei	165925	Akash Dasnayak	BJP	79658	48%	Sandhyarani Das	BJD	74012	45%	5646	3.4%	746	0.4%
112	Ekamra-Bhubaneswar	152727	Babu Singh	BJP	74884	49%	Ashok Chandra Panda	BJD	69861	46%	5023	3.3%	987	0.6%
113	Hinjili	141844	Naveen Patnaik	BJD	66459	47%	Sisir Kumar Mishra	BJP	61823	44%	4636	3.3%	1921	1.4%
114	Puri	162982	Sunil Kumar Mohanty	BJD	74709	46%	Jayanta Kumar Sarangi	BJP	69531	43%	5178	3.2%	918	0.6%
115	Sambalpur	131425	Jayanarayan Mishra	BJP	59827	46%	Rohit Pujari	BJD	55722	42%	4105	3.1%	1513	1.2%
116	Rairakhol	161424	Prasanna Acharya	BJD	61716	38%	Debendra Mohapatra	BJP	56756	35%	4960	3.1%	1826	1.1%
117	Bargarh	167820	Ashwini Kumar Sarangi	BJP	77766	46%	Debesh Acharya	BJD	72994	43%	4772	2.8%	1187	0.7%
118	Narla	185154	Manorama Mohanty	BJD	67532	36%	Bhakta Charan Das	INC	62327	34%	5205	2.8%	1300	0.7%
119	Chilika	168161	Prithiviraj Harichandan	BJP	83264	50%	Raghunath Sahu	BJD	78698	47%	4566	2.7%	1048	0.6%
120	Kamakhyanager	172632	Satrughan Jena	BJP	84589	49%	Prafulla Kumar Mallik	BJD	79927	46%	4662	2.7%	1905	1.1%

S.No.	Constituency	Total Valid Votes in The Constituency	Winner	Party	Votes Polled for Winners	% Vote share for Winner	Runners Up	Party	Votes Polled for Runners up	% of Votes Polled for Runners up	Margin of Victory	% Margin of Victory	Votes Polled for NOTA	Votes Polled for NOTA %
121	Paralakhemundi	149069	Rupesh Kumar Panigrahi	BJD	56027	38%	Koduru Narayana Rao	BJP	52029	35%	3998	2.7%	1488	1.0%
122	Rourkela	139170	Sarada Prasad Nayak	BJD	64660	46%	Dilip Kumar Ray	BJP	61108	44%	3552	2.6%	837	0.6%
123	Nimapara	196968	Pravati Parida	BJP	95430	48%	Dillip Kumar Nayak	BJD	90842	46%	4588	2.3%	451	0.2%
124	Cuttack Sadar	164034	Prakash Chandra Sethi	BJP	79542	48%	Chandra Sarathi Behera	BJD	75733	46%	3809	2.3%	1071	0.7%
125	Mohana	179307	Dasarathi Gomanga	INC	62117	35%	Prasanta Kumar Mallik	BJP	58058	32%	4059	2.3%	4317	2.4%
126	Dharmasala	186013	Himanshu Sekhar Sahoo F-Late Ramesh Chandra Sahoo	Independent	79759	43%	Pranab Kumar Balabantaray	BJD	75609	41%	4150	2.2%	666	0.4%
127	Athagarh	173881	Ranendra Pratap Swain	BJD	86006	49%	Abhaya Kumar Barik	BJP	82422	47%	3584	2.1%	740	0.4%
128	Boudh	134799	Saroj Kumar Pradhan	BJP	62494	46%	Pradip Kumar Amat	BJD	59729	44%	2765	2.1%	1181	0.9%
129	Rengali	161528	Sudarshan Haripal	BJD	73420	45%	Nauri Nayak	BJP	70208	43%	3212	2.0%	1820	1.1%
130	Phulbani	146447	Uma Charan Mallick	BJP	53900	37%	Jayashree Kanhar	BJD	51042	35%	2858	2.0%	1894	1.3%
131	Binjharpur	151907	Pramila Mallick	BJD	74185	49%	Babita Mallick	BJP	71329	47%	2856	1.9%	947	0.6%

S.No.	Constituency	Total Valid Votes in The Constituency	Winner	Party	Votes Polled for Winners	% Vote share for Winner	Runners Up	Party	Votes Polled for Runners up	% of Votes Polled for Runners up	Margin of Victory	% Margin of Victory	Votes Polled for NOTA	Votes Polled for NOTA %
132	Jharigam	181309	Narsing Bhatra	BJP	76748	42%	Ramesh Chandra Majhi	BJD	73470	41%	3278	1.8%	5514	3.0%
133	Koraput	147073	Raghuram Machha	BJP	46805	32%	Raghu Ram Padal	BJD	44281	30%	2524	1.7%	3263	2.2%
134	Jajpur	179580	Sujata Sahu	BJD	86049	48%	Goutam Ray	BJP	83485	46%	2564	1.4%	1230	0.7%
135	Baliguda	121463	Chakramani Kanhar	BJD	43586	36%	Upendra Pradhan	INC	41915	35%	1671	1.4%	2606	2.1%
136	Pottangi	154922	Rama Chandra Kadam	INC	52202	34%	Prafulla Kumar Pangi	BJD	50283	32%	1919	1.2%	6420	4.1%
137	Chandabali	194420	Byomakesh Ray	BJD	83063	43%	Manmohan Samal	BJP	81147	42%	1916	1.0%	317	0.2%
138	Bhandaripokhari	185437	Sanjib Kumar Mallick	BJD	72447	39%	Niranjan Patnaik	INC	70896	38%	1551	0.8%	357	0.2%
139	Niali	189024	Chhabi Malik	BJP	90191	48%	Dr. Pramod Kumar Mallick	BJD	88739	47%	1452	0.8%	633	0.3%
140	Jharsuguda	191020	Tankadhar Tripathy	BJP	91105	48%	Dipali Das	BJD	89772	47%	1333	0.7%	1297	0.7%
141	Junagarh	199354	Dibya Shankar Mishra	BJD	77037	39%	Manoj Kumar Meher	BJP	75699	38%	1338	0.7%	2735	1.4%
142	Patnagarh	225308	Kanak Vardhan Singh Deo	BJP	93823	42%	Saroj Kumar Meher	BJD	92466	41%	1357	0.6%	2460	1.1%
143	Soro	162905	Madhab Dhada	BJD	63642	39%	Parshuram Dhada	BJP	62840	39%	802	0.5%	650	0.4%

S.No.	Constituency	Total Valid Votes in The Constituency	Winner	Party	Votes Polled for Winners	% Vote share for Winner	Runners Up	Party	Votes Polled for Runners up	% of Votes Polled for Runners up	Margin of Victory	% Margin of Victory	Votes Polled for NOTA	Votes Polled for NOTA %
144	Basudevpur	199051	Ashok Kumar Das	INC	77843	39%	Bishnubrata Routray	BJD	77212	39%	631	0.3%	555	0.3%
145	Nayagarh	168152	Aruna Kumar Sahoo	BJD	81959	49%	Pratyusha Rajeshwari Singh	BJP	81520	48%	439	0.3%	964	0.6%
146	Jaleswar	196131	Aswini Kumar Patra	BJD	83105	42%	Brajamohan Pradhan	BJP	82786	42%	319	0.2%	872	0.4%
147	Bhubaneswar Central	112754	Ananta Narayan Jena	BJD	53759	48%	Jagannath Pradhan	BJP	53722	48%	37	0.0%	689	0.6%

Table: Vote Share and Margin of Victory of Winners in Odisha Assembly Elections 2024

Upgraded MyNeta App



ADR Association for Democratic Reforms

myNeta.info National Election Watch

Association for Democratic Reforms and National Election Watch present

THE UPGRADED MYNETA APP

an open data repository run by Association for Democratic Reforms

DOWNLOAD TODAY!

And be a part of our **#MeraVoteMeraDesh** Campaign



GET IT ON Google Play

Scan the QR code to download

Visit our website:
www.adrindia.org
www.myneta.info

To get information about candidates/parties/MPs/MLAs/corporators/PILs in courts

Journalist Helpline no.-80103-94248
Subscribe to ADR on [WhatsApp](#) for updates: 7840067840

Visit: adrindia.org and myneta.info
Email: adr@adrindia.org

To contact ADR State Partners, visit: <https://adrindia.org/about-adr/state-coordinators>

Social Media Handles



Our Websites

www.adrindia.org

Provides detailed analytical reports of Lok Sabha, State Assemblies, Local Body Elections & Financial Reports and ongoing PILs in courts

www.myneta.info

Provides full information of criminal cases, asset, liability and education details declared by candidates in the self sworn affidavits

Android App

MyNeta

The criminal, financial, educational & other background information self declared by candidates in their affidavits during elections is now available on your mobile phones

Office Address

Association for Democratic Reforms
T-95, C.L. House, 2nd Floor,
Gulmohar Commercial Complex
Gautam Nagar,
Near Green Park Metro Station (Gautam Nagar exit),
New Delhi-110 049
Phone : +91-011-4165-4200

Contact Details

Odisha Election Watch

Ranjan Kumar Mohanty

State Coordinator

+91-0674 2382175

+91-0674 2352278

+91-94370-13723

pecuc@hotmail.com, odishaelectionwatch@gmail.com

Association for Democratic Reforms/National Election Watch

<p>Media and Journalist Helpline</p> <p>+91 80103 94248 Email: adr@adrindia.org</p>	<p>Maj.Gen. Anil Verma (Retd) Head Association for Democratic Reforms, National Election Watch 011 4165 4200, adr@adrindia.org, anilverma@adrindia.org</p>	<p>Prof Jagdeep Chhokar IIM Ahmedabad (Retd.) Founder Member, Association for Democratic Reforms, National Election Watch jchhokar@gmail.com</p>	<p>Prof Trilochan Sastry IIM Bangalore Founder Member, Association for Democratic Reforms, National Election Watch tsastry@gmail.com</p>
--	--	---	--

DISCLAIMER

All information in this report has been taken by ADR from the website of the Election Commission of India (<https://eci.gov.in/>) and all the information is available in public domain. ADR does not add or subtract any information, unless the EC changes the data. In particular, no unverified information from any other source is used. While all efforts have been made by ADR to ensure that the information is in keeping with what is available in the ECI website, in case of discrepancy between information provided by ADR through this report, anyone and that given in the ECI website, the information available on the ECI website should be treated as correct and Association for Democratic Reforms, Odisha Election Watch and their volunteers are not responsible or liable for any direct, indirect special, or consequential damages, claims, demands, losses of any kind whatsoever, made, claimed, incurred or suffered by any party arising under or relating to the usage of data provided by ADR through this report.

It is to be noted that ADR undertakes great care and adopts utmost due diligence in analysing and dissemination of the background information of the candidates furnished by them at the time of elections from the duly self-sworn affidavits submitted with the Election Commission of India. Such information is only aimed at highlighting the growing criminality in politics, increased misuse of money in elections so as to facilitate a system of transparency, accountability and good governance and to enable voters to form an informed choice. Therefore, it is expected that anyone using this report shall undertake due care and utmost precaution while using the data provided by ADR. ADR is not responsible for any mishandling, discrepancy, inability to understand, misinterpretation or manipulation, distortion of the data in such a way so as to benefit or target a particular political party or politician or candidate.