

Date: 4 April, 2022

Analysis of donations from Corporates & Business Houses to National Political Parties for FY 2019-20

(Known donations above Rs 20,000 only)

A Report by
Association for Democratic Reforms

Association for Democratic Reforms
T-95, 2nd floor, C.L. House, Gautam Nagar
New Delhi – 110 049
Email: adr@adrindia.org; Phone: 011-4165 4200

Table of Contents

Analysis of donations from Corporates & Business Houses to National Political Parties during FY 2019-20	3
Introduction	3
Executive Summary	4
Recommendations of ADR	8
Detailed Analysis	9
I. Total donations to National Parties	9
II. Year-wise corporate donations to National Parties	9
III. Number of corporate donations and their contributions	10
IV. Top corporate donors to National Parties	11
V. Categorization of donors based on their type of businesses	12
VI. Sectors with top donations to National Parties	14
VII. State-wise corporate donations to National Parties	15
VIII. Mode of payments of donations received by National Parties	18
IX. Donations without PAN, address or both	19
X. Unsegregated Donations	20
XI. Share of donations to parties from corporates and Electoral Bonds	20
Disclaimer	22
Contact Details	22
Annexure – 1	23
Details of top donors of BJP – FY 2019-20	23
Details of top donors to INC – FY 2019-20	26
Details of top donors to NCP – FY 2019-20	28
Details of top donors to CPM – FY 2019-20	29
Details of top donors to AITC – FY 2019-20	29

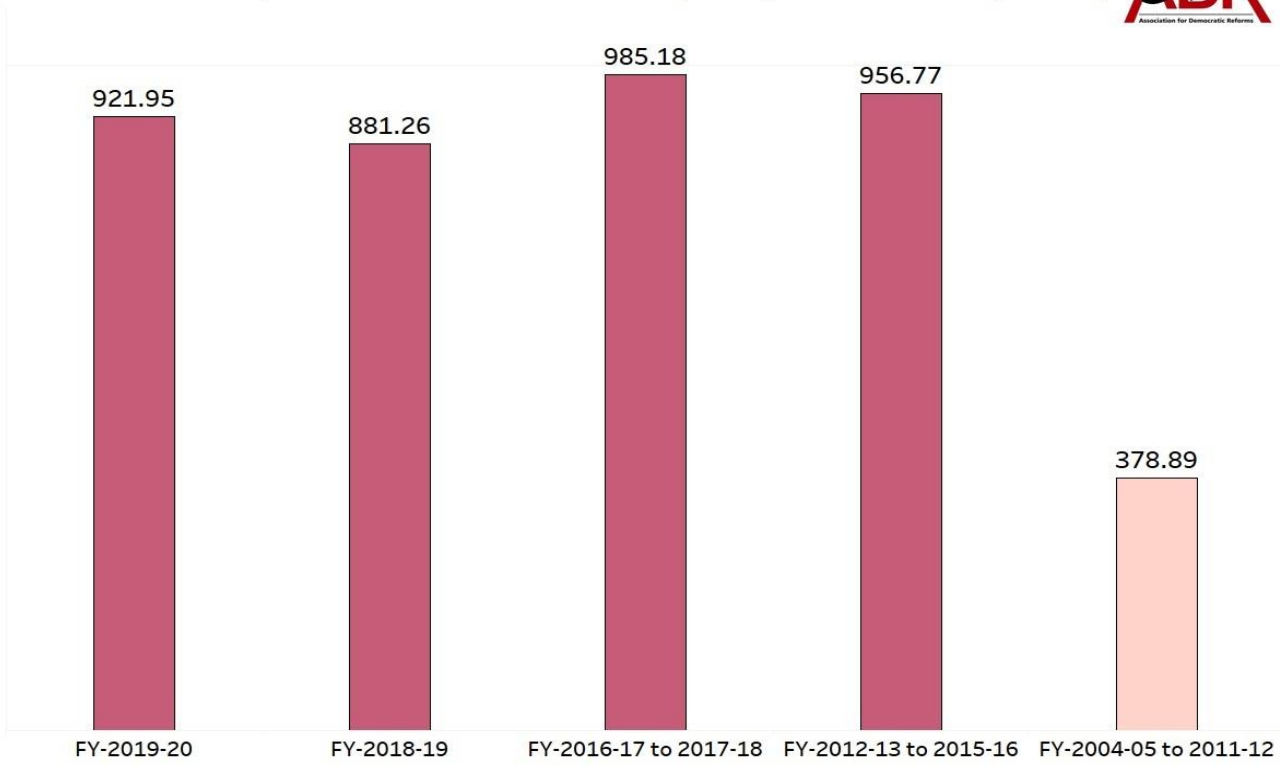
Analysis of donations from Corporates & Business Houses to National Political Parties during FY 2019-20

Introduction

Political parties are required to submit details of donors who have made donations above Rs 20,000 in a financial year (between 1st April and 31st March) to the Election Commission of India, every year. Parties provide details of the name, address, PAN, mode of payment and amount contributed by each donor who has made donation above Rs 20,000 in their submission.

- a) Association for Democratic Reforms (ADR), in its report dated [8th January, 2014](#), specified that various sectors of business houses in 8 years, between FY 2004-05 & 2011-12, donated a total of Rs 378.89 cr to National parties, constituting 87% of the total contribution from **known sources** of political parties.
- b) In the report dated [18th August, 2017](#), ADR specified that **various sectors of business houses** in 4 years, **between FY 2012-13 & 2015-16**, donated a total of **Rs 956.77 cr** to National parties, **constituting 89% of the total contribution** from **known sources** of political parties.
- c) ADR analysed (report dated [July 9, 2019](#)) the donations from corporates to National parties between FY 2016-17 and 2017-18. During this period, **the various sectors of business houses donated a total of Rs 985.18 cr, constituting 93% of the total contribution** to political parties from **known sources**.
- d) ADR had analysed (report dated [November 20, 2020](#)) the donations from corporate to National parties during FY 2018-19, during this period the various sectors of business houses donated a total of **Rs 881.26 cr (93%)** donations to **National parties from Known sources**.
- e) This report analyses the **donations from corporates (above Rs 20,000) to National parties for the FY 2019-20**.
- f) Political parties considered in this report are **BJP, INC, NCP, CPM & AITC**. Though a National party, **BSP** has not been considered for analysis in this report as the party has declared that it received no **voluntary contributions** above Rs 20,000 from any donor during this period as well as during the time period since 2004. **CPI did not declare any income from corporates for FY 2019-20** and hence has not been taken up for analysis for this period.
- g) It is seen from the analysis that during the FY 2019-20, a total of **Rs 921.95 cr** was donated by all the corporate/business houses to the 5 National parties during FY 2019-20, constituting **91% of the total contribution** to political parties from **known sources**. Donations from corporates to National parties **increased by 143%** from the period between 2004-12 to 2019-20.
- h) Please note that the data on **corporate donations declared by AITC** has been **considered** as part of this report **since 2016** only – when the party was recognised as a National party.

Donations above Rs 20,000 to National Parties from Corporate/Business Houses (in Rs Cr)

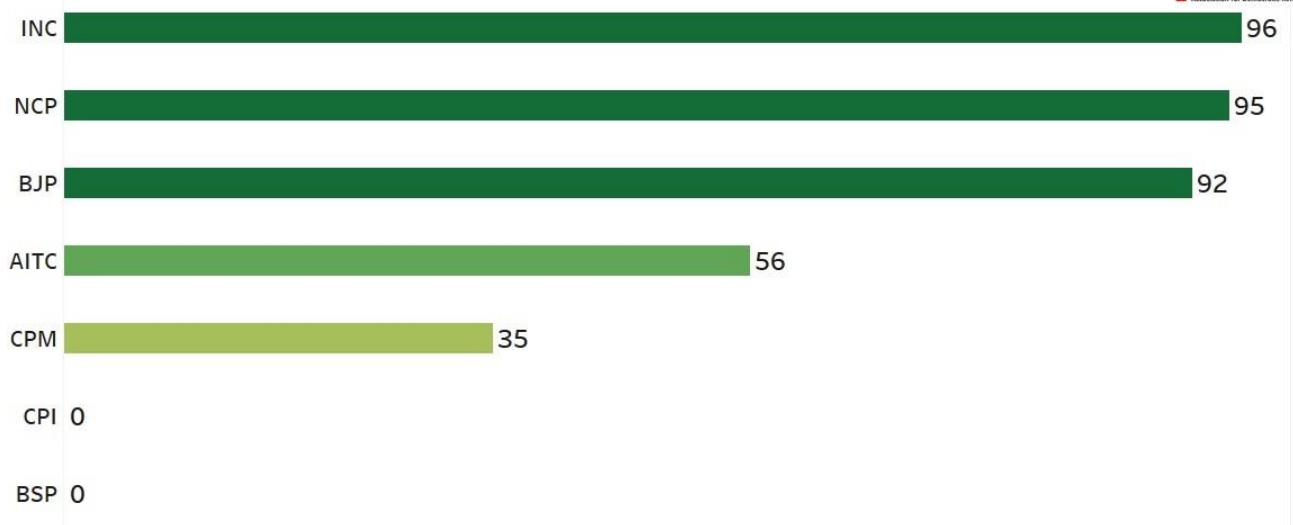


Executive Summary

1. Donations from Corporates/business houses

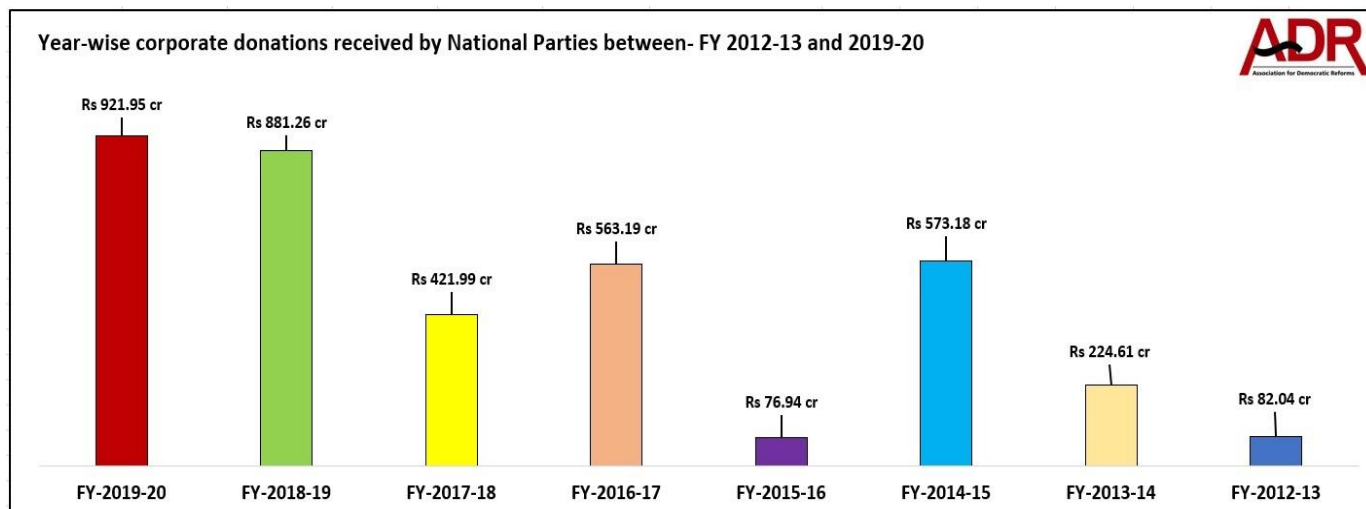
- Out of 5 National parties, **BJP** received the **maximum donations of Rs 720.407 cr** from **2025 corporate donors** followed by **INC** which received a total contribution of **Rs 133.04 cr** from **154 corporate donors**, and **NCP** with **Rs 57.086 cr** from **36 corporate donors**.
- During FY 2019-20, the voluntary contributions above Rs 20,000 **from corporate/business houses** of INC, NCP and BJP are **96%, 95%** and **92%** respectively.
- CPI** declared **no income from corporate donations** for FY 2019-20.

Percentage of Corporate Donations Received by National Parties, FY 2019-20



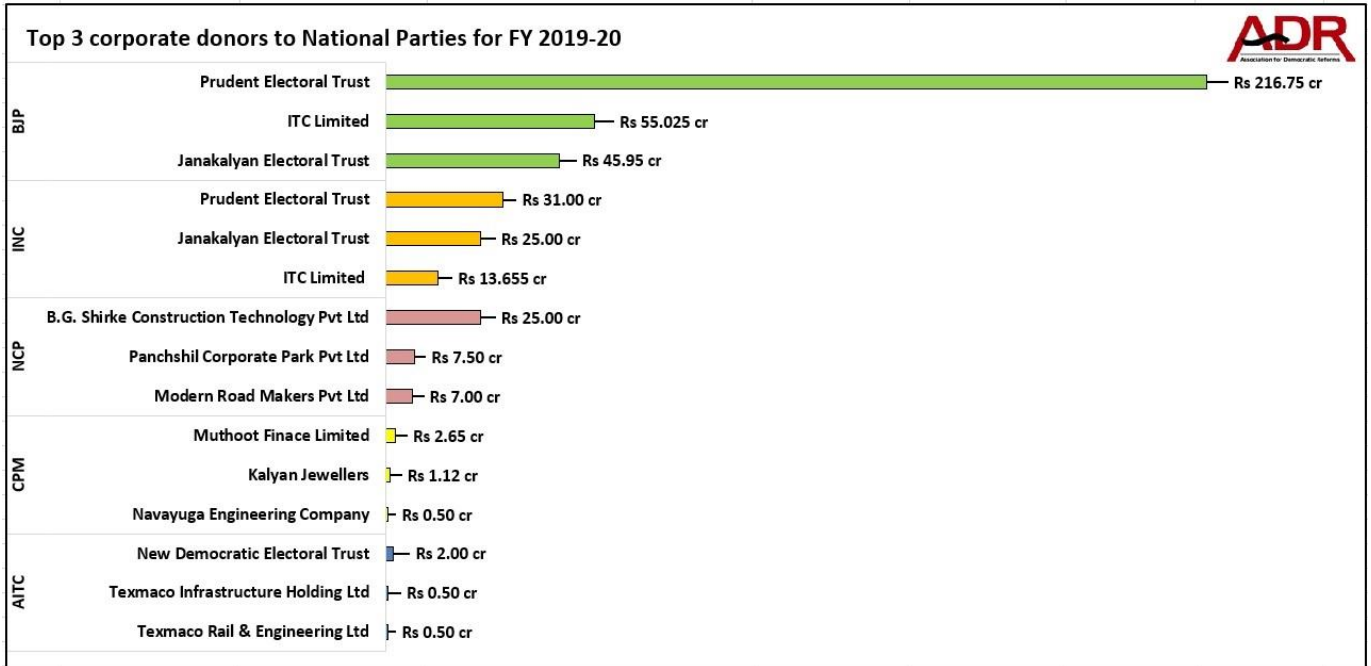
2. Year-wise corporate donations to National Parties

- National parties have received the maximum corporate donations of **Rs 921.95 cr** in the **FY 2019-20** (during which the 17th Lok Sabha elections were held), followed by **Rs 881.26 cr** in the **FY 2018-19** and **Rs 573.18 cr** in the **FY 2014-15** (during which the 16th Lok Sabha elections were held).
- Corporate donations received in **FY 2019-20** constituted **24.62%** of the **total corporate donations** received between FY 2012-13 and 2019-20.
- Between **FY 2012-13 and 2019-20**, donations from corporates to National parties **increased by 1024%**, with a drop in the percentage of corporate donations in FY 2015-16.
- Donations from corporates to National parties **increased by 109%** between **FY 2017-18 and 2018-19**.



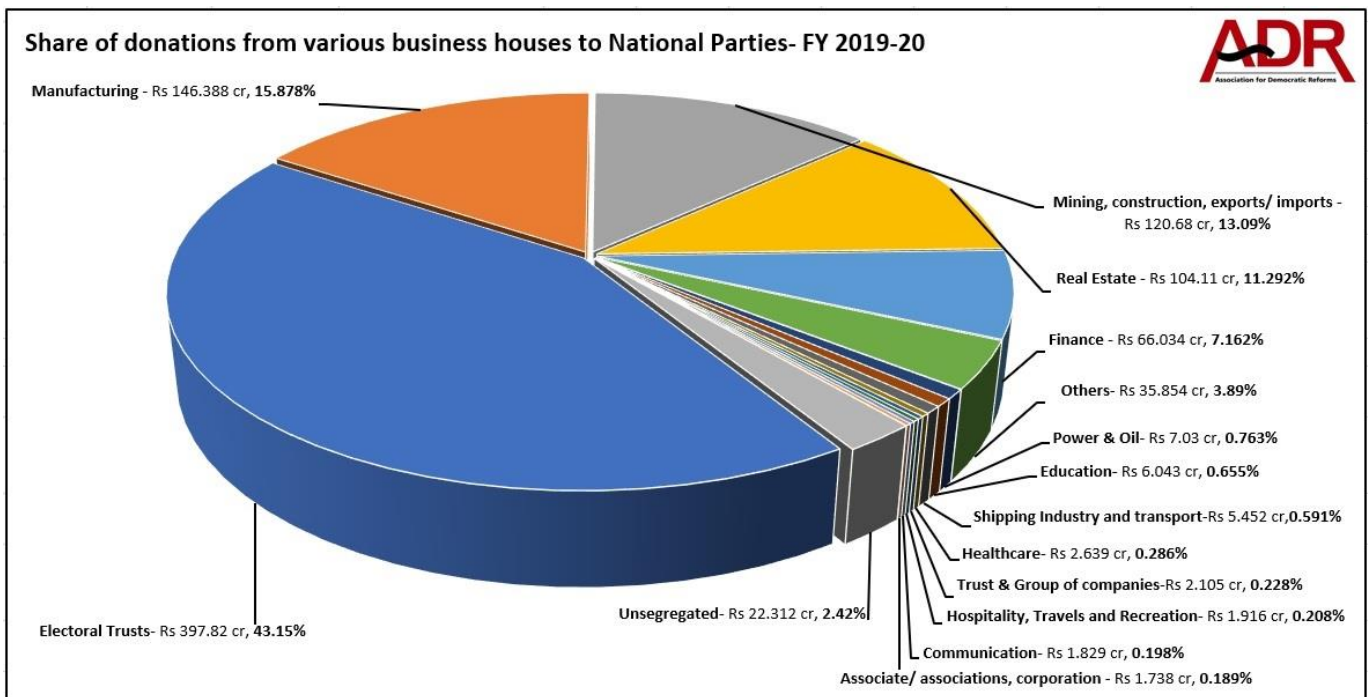
3. Top corporate donors to National Parties

- Prudent Electoral Trust** was the **top donor** to two of the **National parties** namely **BJP** and **INC** in the **FY 2019-20**. The Trust **donated 38 times** in a single year to the two parties each, amounting to a total of **Rs 247.75 cr**.
- BJP** declared receiving **Rs 216.75 cr** and **INC** were the recipient of **Rs 31.00 cr** from **Prudent Electoral Trust**.
- B.G. Shirke Construction Technology Pvt. Ltd.** was the top donor to **NCP** in **FY 2019-20**.
- Details of **top 10 donors** to the **5 National Parties** for **FY 2019-20** are given in **Annexure – 1**.



4. Categorization of donors based on their type of business

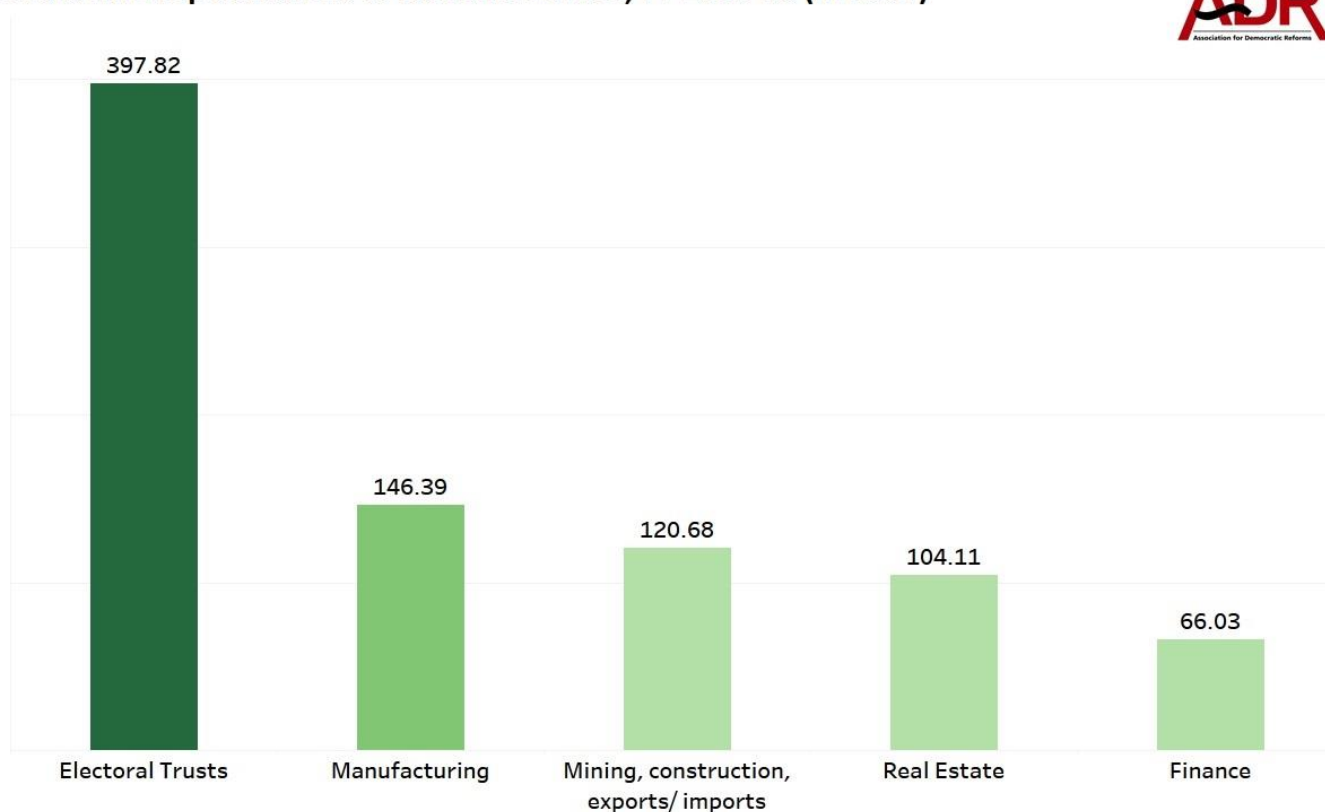
- The contributions from corporate/business houses have been divided into **15 sectors/categories** by **ADR** and does not form a part of the submission by parties to **ECI**. The sectors include Trusts & Group of companies; Manufacturing; Power & Oil; Mining, Construction, Exports/Imports; and Real Estate among others.
- Out of the total of **Rs 921.95 cr** donated by the **corporate/ business houses** to the 5 National parties in **FY 2019-20**, **Rs 22.312 cr** was received from the **unsegregated category**, which includes companies with no details available online or whose nature of work is unclear.



5. Sectors with top donations to political parties


- During the FY 2019-20, **Electoral Trusts** were the **biggest donors to the National parties**, contributing a total amount of **Rs 397.82 cr** (a share of 43.15%).
- Manufacturing sector** was the **second highest overall contributor in FY 2019-20**, contributing a total amount of **Rs 146.388 cr**. While in the **FY 2018-19** also, **Manufacturing sector** was the second highest overall contributor with **Rs 96.88 cr**.
- During FY 2019-20, **BJP, INC, AITC** and **NCP** received the **maximum contributions from Electoral Trusts**. **BJP** received the highest, **Rs 323.32 cr**, followed by **INC** with **Rs 71.00 cr**, **AITC** with **Rs 2.00 cr** and **NCP** with **Rs 1.50 cr**.

Sectors with top donations to National Parties, FY 2019-20 (in Rs Cr)



6. Donations without PAN details and address

- A total of **309 donations** through which National parties received **Rs 10.555 cr** do not have **address details** in the contribution form.
- National parties have received **Rs 13.91 cr** from **144 donations** which do not have **PAN details** in the contribution form.
- Rs 16.19 cr** or **99.85%** of such donations without **PAN** as well as **address details** worth **Rs 16.215 cr** belong to the **BJP**.



7. Unsegregated Donations

- 5 National parties reported receiving **495 donations** amounting to **Rs 22.312 cr** from corporate entities which have **zero internet presence** or if they do there is **ambiguity about the nature of their work**.
- Contact and address details of most of these companies were unavailable in cases where they were visible online.
- Such contributions have not been segregated into different sectors due to incomplete information.

Recommendations of ADR

- The **Supreme Court** gave a judgment on 13-09-2013, declaring that no part of a candidate affidavit should be left blank. Similarly, **no part of the Form 24A** submitted by political parties providing details of donations above Rs 20,000, **should be blank**.
- All donors who have donated a **minimum of Rs 20,000** as a single or multiple donations should **provide their PAN** details.
- Date** on which the **donation was made** should be recorded by the party and submitted in Form 24A.
- Any party which **does not submit** its donation statement to the ECI on or before 31st October should be **heavily penalized** and its income should **not be tax-exempted**.
- A total of **Rs 16.215 cr** was collected by the **National parties** from **310 corporate donors** without obtaining their **PAN and Address details**. Such incomplete contributions reports must be **returned to the parties** by the ECI, to **deter** them from providing **incomplete information**.
- Corporates** should make details of their **political contributions** available in **public domain** through their websites (in annual reports or on a dedicated page) for **increasing transparency** in political financing.

7. **Annual scrutiny** of donations reports of **National, Regional and unrecognized parties** should be initiated by a dedicated department of the **CBDT**, to **discourage** donations from **shell companies or illegal entities**.

Detailed Analysis

I. Total donations to National Parties

- a) In FY 2019-20, the 5 National parties received a total of **Rs 1013.805 cr** via voluntary contributions above **Rs 20,000** out of which **91%** or **Rs 921.95 cr** was from **corporates/ business houses** alone.
- b) **BJP** received the maximum donations of **Rs 720.407 cr**, which forms **92%** of the total donations to the party above Rs 20,000 in FY 2019-20.
- c) **INC** declared a donation of **Rs 133.04 cr** from various corporate and business houses, which forms **96%** of the total donations to the party above Rs 20,000.
- d) **AITC** received the least amount of donations from the corporate sector, receiving a total of only **Rs 4.50 cr** from **7 donations**.
- e) **BSP** has stated that the party received no donations above **Rs 20,000** from any donor in FY 2019-20. While **CPI** declared zero income from corporate and business houses.

Donations above Rs 20,000: FY 2019-20			
National Party	Total donations declared (A)	Donations from Corporate Sectors (B)	% of share (B/A*100)
BJP	785.77	720.407	92%
INC	139.016	133.04	96%
NCP	59.946	57.086	95%
CPM	19.6935	6.9165	35%
AITC	8.0835	4.50	56%
CPI	1.296	0	0%
BSP	0	0	0%
Total	Rs 1013.805 cr	Rs 921.95 cr	91%

II. Year-wise corporate donations to National Parties

- a) ADR, in its previous report dated [November 20, 2020](#), specified that various sectors of business houses for FY 2018-19, donated a total of **Rs 881.26 cr** to National parties, constituting **93%** of the total contribution to political parties from known sources of political parties.
- b) ADR had analysed a report dated [July 9, 2019](#), specified that various sectors of business houses in two years, between **FY 2016-17 & 2017-18**, donated a total of **Rs 985.18 cr** to National parties, constituting **93% of the total contribution** to political parties from **known sources** of political parties.
- c) It is observed from this analysis that various sectors of business houses, in 8 years between FY 2012-13 & 2019-20, donated a total of **Rs 3745.16 cr** or **91.45%** of the total contribution from **known sources** of political parties amounting to **Rs 4095.40 cr**.
- d) National parties have received the **maximum corporate donations** during **FY 2019-20** (Rs 921.95 cr), followed by **FY 2018-19** (Rs 881.26 cr) & **FY 2014-15** (Rs 573.18 cr)
- e) Donations from corporates to National parties was **lowest in FY 2015-16**, where it reduced to **Rs 76.94 cr**.

- f) Between **FY 2012-13 and 2019-20, BJP** received the **maximum corporate donations of Rs 3039.95 cr**, constituting **81.17%** of the total corporate donations in the eight years.

Total corporate donations to National Parties between FY 2012-13 and 2019-20 (in Rs cr)									
National Party	FY-2019-20	FY-2018-19	FY-2017-18	FY-2016-17	FY-2015-16	FY-2014-15	FY-2013-14	FY-2012-13	Total
BJP	720.407	698.14	400.196	515.4	67.49	408.344	156.983	72.99	Rs 3039.95 cr
INC	133.04	127.602	19.297	36.063	8.99	128.11	53.516	7.545	Rs 514.16 cr
NCP	57.086	11.345	1.637	6.10	0.26	36.47	14	0	Rs 126.90 cr
AITC	4.50	42.986	0	2.03	On 2 September 2016, the Election Commission of India recognized AITC as a National Political Party				Rs 49.516 cr
CPM	6.9165	1.187	0.857	3.563	0.117	0.235	0.08	1.46	Rs 14.415 cr
CPI	0	0	0.005	0.0345	0.083	0.024	0.03	0.042	Rs 0.22 cr
Total	Rs 921.95 cr	Rs 881.26 cr	Rs 421.99 cr	Rs 563.19 cr	Rs 76.94 cr	Rs 573.18 cr	Rs 224.61 cr	Rs 82.04 cr	Rs 3745.16 cr

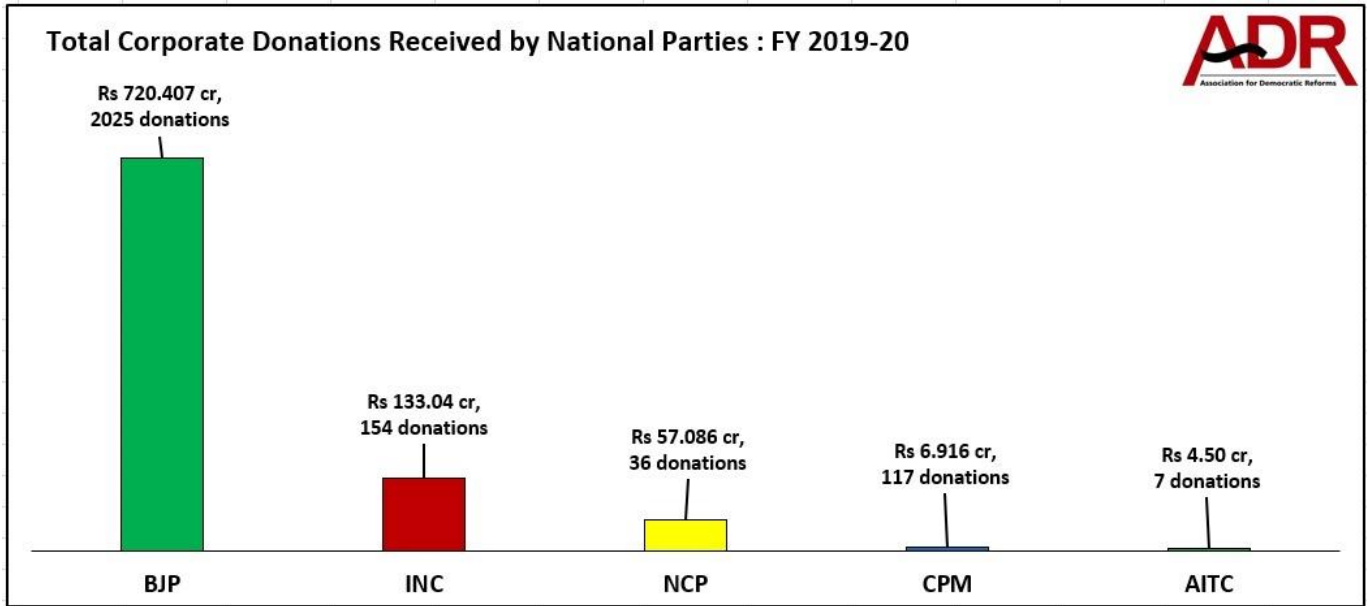
Year-wise corporate donations received by National Parties between- FY 2012-13 and 2019-20 (in Rs Cr)



III. Number of corporate donations and their contributions

- In FY 2019-20, a total of **2339 corporate donations** were received by National parties, according to the contributions reports of the National Parties.
- The maximum number of donations were received by **BJP**, followed by **INC, CPM, NCP** and **AITC**.
- BJP** declared receiving **more than five times** the total **corporate donations** (2025 donations) received by rest of the 4 National parties combined (314 donations) during the same period.

Voluntary contributions from corporates/business houses to National parties in FY 2019-20						
Corporate/business sectors	National Party: FY 2019-20					Total
	BJP	INC	NCP	CPM	AITC	
Number of donors from corporate/business sector	2025	154	36	117	7	2339 donations
Total amounts received from corporate/business sector (in Rs cr)	720.407	133.04	57.086	6.916	4.50	Rs 921.95 cr

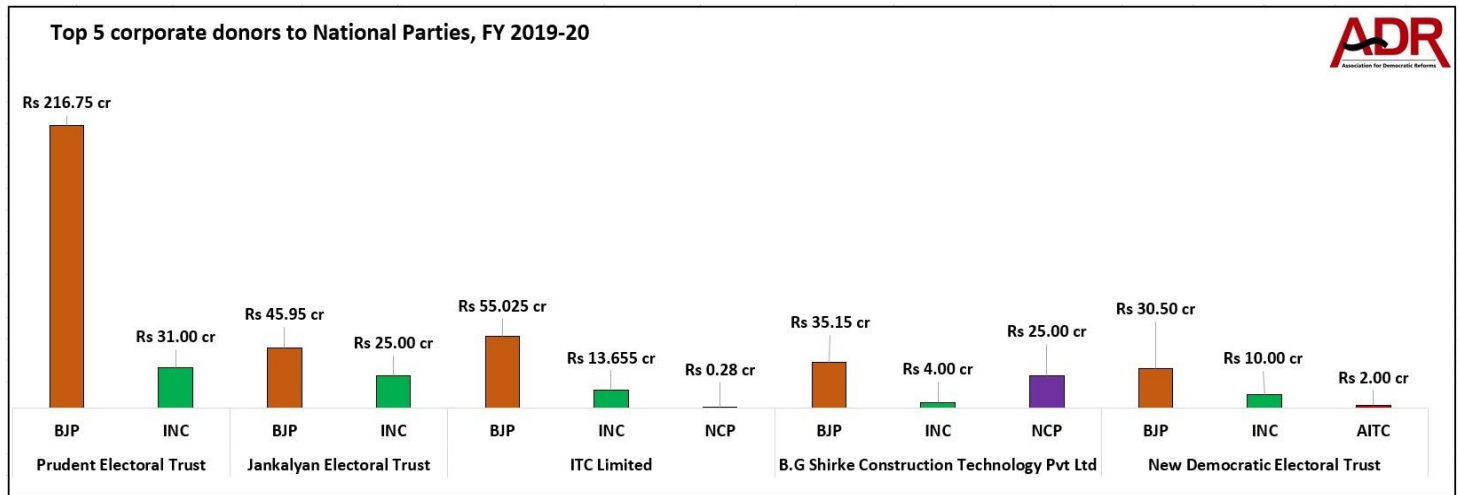


IV. Top corporate donors to National Parties

- Prudent Electoral Trust** was the top donor to **two National parties** namely **BJP** and **INC** in FY 2019-20. It donated a total of **38 times in one year**, amounting to **Rs 247.75 cr**.
- BJP** declared receiving **Rs 216.75 cr** while **INC** was the recipient of **Rs 31.00 cr** of funds from **Prudent Electoral Trust**.
- Jankalyan Electoral Trust** was the **second highest corporate donor** to **BJP** and **INC**, donating **3 times**, a total amount of **Rs 70.95 cr**.
- B.G. Shirke Construction Technology Pvt. Ltd** was the **top donor** to **NCP** in **FY 2019-20**, donating **Rs 25 cr**.

Top 10 Corporate Donors of National Parties for FY 2019-20					
Donor Name	Total Amount	Party	No. of donations	Amount (in Rs cr)	Share of donations
Prudent Electoral Trust	Rs 247.75 cr	BJP	28	216.75	87.49%
		INC	10	31.00	12.51%
Jankalyan Electoral Trust	Rs 70.95 cr	BJP	2	45.95	64.76%
		INC	1	25.00	35.24%
ITC Limited	Rs 68.96 cr	BJP	3	55.025	79.79%
		INC	4	13.655	19.80%
		NCP	1	0.28	0.41%
B.G Shirke Construction Technology Pvt Ltd	Rs 64.15 cr	BJP	4	35.15	54.79%
		INC	2	4.00	6.24%
		NCP	4	25.00	38.97%
New Democratic Electoral Trust	Rs 42.50 cr	BJP	2	30.50	71.76%
		INC	1	10.00	23.53%
		AITC	1	2.00	4.71%
M/s Oasis Realty	Rs 25.00 cr	BJP	4	20.00	80%
		INC	1	5.00	20%
Lodha Developers Ltd	Rs 20.55 cr	BJP	14	15.55	75.67%
		NCP	1	5.00	24.33%
Gulmarg Realtors Llp	Rs 20.00 cr	BJP	1	20.00	100%

Top 10 Corporate Donors of National Parties for FY 2019-20					
Donor Name	Total Amount	Party	No. of donations	Amount (in Rs cr)	Share of donations
ITC Infotech India Ltd	Rs 17.00 cr	BJP	1	12.80	75.29%
		INC	2	4.20	24.71%
Modern Road Makers Pvt Ltd	Rs 12.00 cr	BJP	1	5.00	41.67%
		NCP	2	7.00	58.33%
Total donations				Rs 588.86 cr	

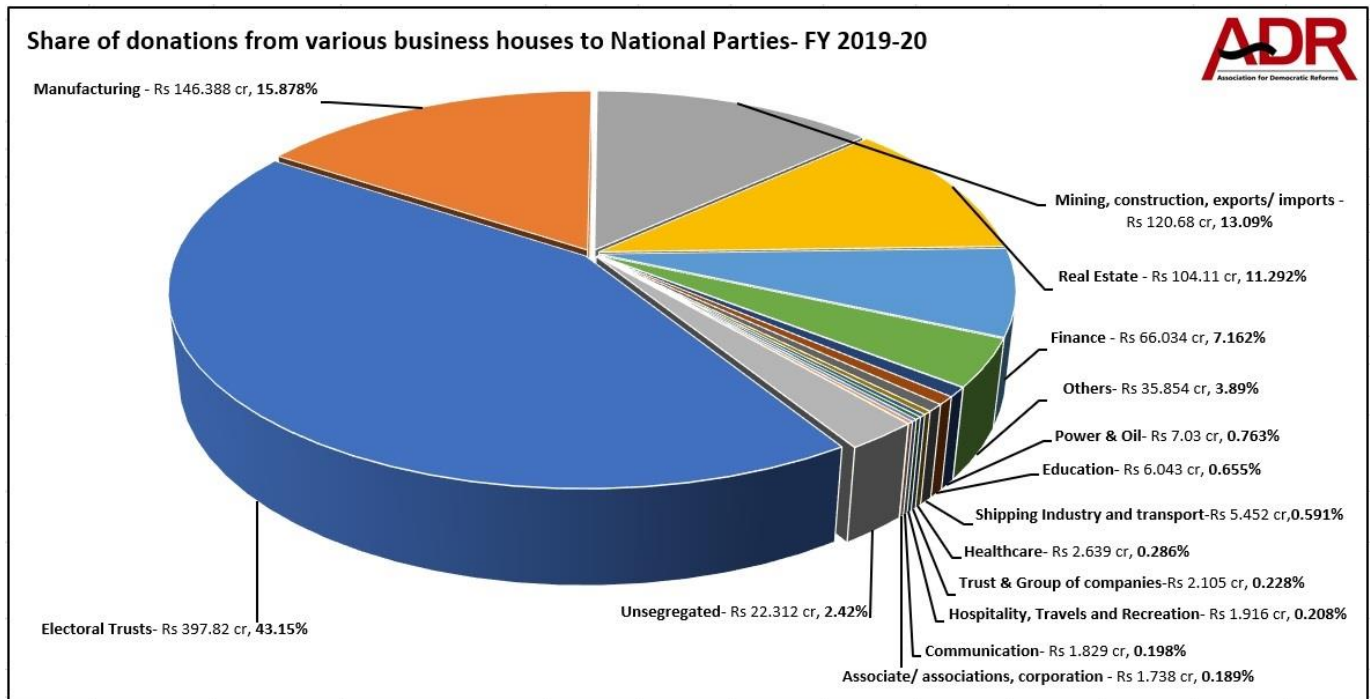


V. Categorization of donors based on their type of businesses

- The contributions from corporate/ business houses have been classified into **15 sectors/categories** by ADR and does not form a part of the submission made by parties to ECI. These sectors include Electoral Trusts, Real Estate, Manufacturing, Trusts & Group of companies, Power & Oil, Mining, Construction, Exports/Imports among others.
- A total of **Rs 921.95 cr** was donated by all the corporate/business sectors to the 5 National parties in **FY 2019-20**.
- Rs 22.312 cr** was received from the unsegregated category, which includes companies with no details available online or those with no clarity regarding their nature of work.
- Categorization of various corporate/business houses for the purpose of this analysis is listed in the table below:

Categorization of donors based on their type of businesses for FY 2019-20 (in Rs cr)				
S. No.	Sector	Donors considered under this category	Total donations made	Percentage share
1	Electoral Trusts	Electoral Trusts registered with the CBDT	397.82	43.15%
2	Manufacturing	Distilleries, steel, engineering, cement, bricks, machines, instruments, sugar mills, food production houses, metal, ceramics, chemicals, tea, fabrics, textile manufacturing, FMCG	146.388	15.878%
3	Mining, construction, exports/ imports	Mining of iron ore, coal, infrastructure, export/imports of minerals, quarry & stone/metal crushers, textiles dyeing & printing, diamonds, food items, handicrafts, diamond/gold wholesalers/dealers, gold refinery, contractors	120.68	13.09%
4	Real Estate	Builders, Real-estate agencies, Properties, Project, Property dealers	104.11	11.292%

Categorization of donors based on their type of businesses for FY 2019-20 (in Rs cr)				
S. No.	Sector	Donors considered under this category	Total donations made	Percentage share
5	Finance	Stocks/ share brokers, bank, finance/legal consultants, law firms, lottery agencies, securities, investments and trading companies, financiers, accounting, Chartered Accountants, Bank, commodity brokers, insurance & pension services	66.034	7.162%
6	Others	IT, suppliers, agencies, leasing companies, fruits/ vegetables merchants, jewellers, traders, suppliers, dealers, Service providers, wholesalers, distributors, retailers, Business Parks/Centres, shopping mall, Cold Storage, rent & repair, maintenance, petrol pump, HR supplier, printing press, research & development, agriculture & allied services	35.854	3.890%
7	Power & Oil	Power generation and distribution companies, power plants, oil & gas industries, gas distribution/agencies, pipeline laying	7.03	0.763%
8	Education	Educational institutes, colleges and schools, coaching centres, publishing, sports academy/coaching centres	6.043	0.655%
9	Shipping Industry and transport	Port, shipping companies, freight services, courier companies, toll-ways, packers and movers, transportation business houses, logistics, aviation, motor dealers	5.452	0.591%
10	Healthcare	Pharmaceuticals, Hospitals, diagnostic centres, nursing homes, hospital and research centres, medical imaging, hospital management	2.639	0.286%
11	Trust & Group of companies	Family Trusts, Religious Trusts, Education Trusts, Charitable Trusts, Foundations, Group of companies*	2.105	0.228%
12	Hospitality, Travels and Recreation	Hotels, club/ resorts, decorators, taxi owners, travel agencies/solutions, cruise companies, Restaurants, Amusement Parks, Event Management, entertainment, gym, casino, lottery	1.916	0.208%
13	Communication	Telecom houses, cable networks, advertising, marketing, publicity, tele-services, media	1.829	0.198%
14	Associate/ associations, corporation	Consultancy services, corporations, organizations, builders' association, housing corporations, detectives, security & intelligence services, traders' association, trade unions, employees' union, Philanthropy/Charity, NGO, Project Management	1.738	0.189%
15	Unsegregated	Incomplete or no presence online or no clarity about the nature of their work	22.312	2.42%
Total donation made by corporate and business houses			Rs 921.95 cr	100%



VI. Sectors with top donations to National Parties

- In FY 2019-20, **Electoral Trust** donated the maximum amount of **Rs 397.82 cr** followed by **Manufacturing sector**, contributing a total of **Rs 146.388 cr** and **Mining, Construction, Exports/Imports sector**, contributing a total of **Rs 120.68 cr** to the 5 National parties.
- BJP and INC** received the maximum contributions from **Electoral Trusts**. **BJP** received the highest, **Rs 323.32 cr**, followed by **INC** with **Rs 71.00 cr**, **AITC** with **Rs 2.00 cr** and **NCP** with **Rs 1.50 cr**
- NCP** received the maximum contributions from **Mining, construction, exports/imports**, **Rs 32 cr**.
- BJP** is the only party that **received donations from all sectors**.
- BJP** received the **highest donations from 15 sectors** including **Manufacturing** (Rs 107.544 cr), **Mining, construction, exports/imports** (Rs 83.81 cr), **Real Estate** (Rs 82.288 cr) etc.
- 79.48%** of the total donations under the **Unsegregated** category was also received by the **BJP**.

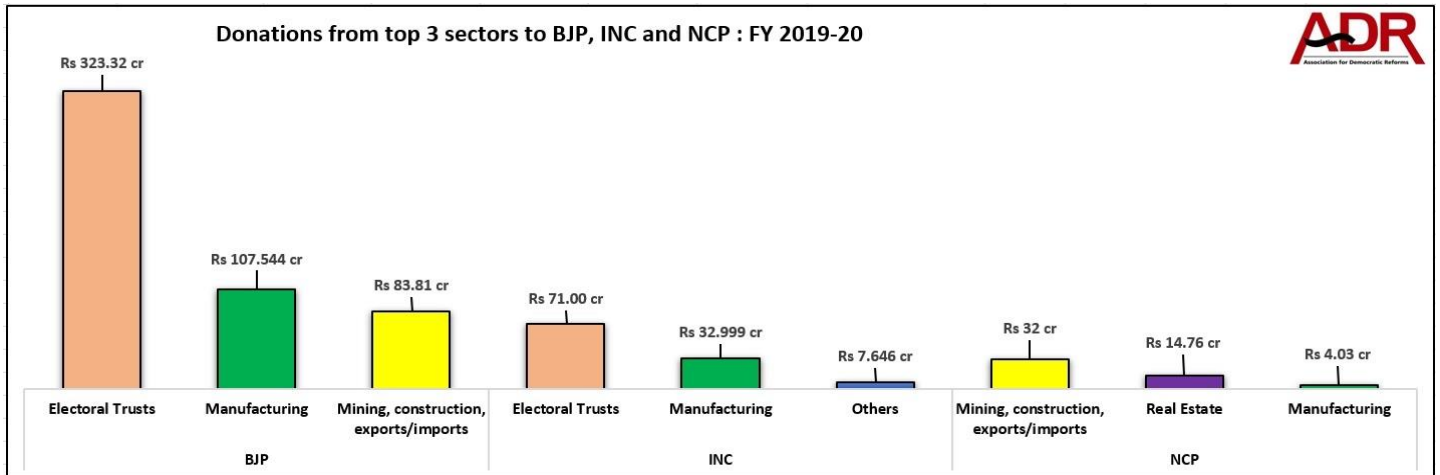
Sector-wise donations received by National Parties for FY 2019-20 (in Rs cr)

Sector	BJP	INC	NCP	CPM	AITC	Grand Total
Electoral Trusts	323.32	71.00	1.50	0	2.00	Rs 397.82 cr
Manufacturing	107.544	32.999	4.03	0.315	1.50	Rs 146.388 cr
Mining, construction, exports/imports	83.81	4.62	32.00	0.25	0	Rs 120.68 cr
Real Estate	82.288	6.01	14.76	0.552	0.5	Rs 104.11 cr
Finance	56.834	5.9	0.5	2.8	0	Rs 66.034 cr
Others	25.159	7.646	0.5	2.299	0.25	Rs 35.854 cr
Power & Oil	6.78	0	0	0	0.25	Rs 7.03 cr
Education	2.761	0.25	3	0.032	0	Rs 6.043 cr
Shipping Industry and transport	5.43	0.022	0	0	0	Rs 5.452 cr
Healthcare	1.518	0	0.751	0.37	0	Rs 2.639 cr
Trust & Group of companies	1.91	0.1	0.045	0.05	0	Rs 2.105 cr

Sector-wise donations received by National Parties for FY 2019-20 (in Rs cr)

Sector	BJP	INC	NCP	CPM	AITC	Grand Total
Hospitality, Travels and Recreation	1.796	0.005	0	0.115	0	Rs 1.916 cr
Communication	1.799	0	0	0.03	0	Rs 1.829 cr
Associate/associations, corporation	1.724	0	0	0.014	0	Rs 1.738 cr
Unsegregated	17.734	4.49	0	0.088	0	Rs 22.312 cr
Grand Total	Rs 720.407 cr	Rs 133.04 cr	Rs 57.086 cr	Rs 6.916 cr	Rs 4.50 cr	Rs 921.95 cr

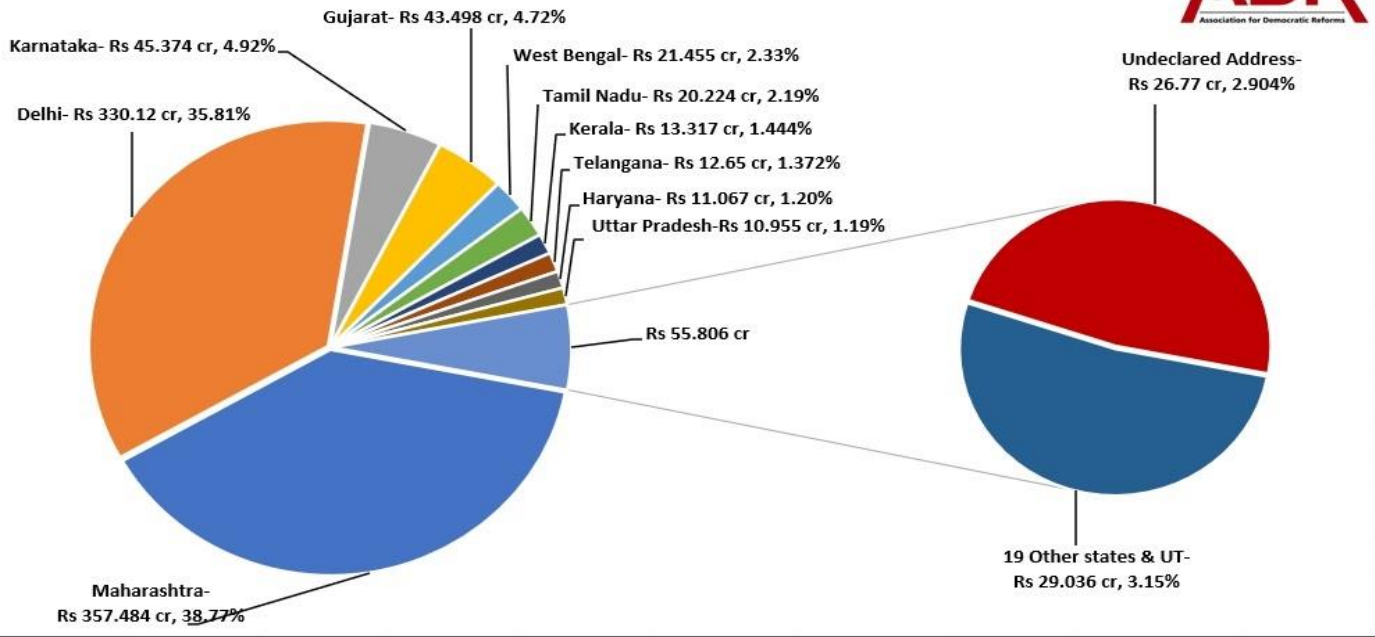
Donations from top 3 sectors to BJP, INC and NCP : FY 2019-20



VII. State-wise corporate donations to National Parties

- Top three states from where maximum corporate donations were received, in FY 2019-20, were **Maharashtra (Rs 357.484 cr)**, **Delhi (Rs 330.12 cr)**, and **Karnataka (Rs 45.374 cr)**.
- Donations from **Maharashtra** constituted **38.77%** of the total corporate donations, followed by **Delhi** at **35.81%**.
- Donations with Undeclared address of corporates** also formed a sum of **Rs 26.77 cr**, which was **2.904%** of the total corporate donations.
- Rs 137.70 cr** or **34.61%** of the total corporate donations from electoral trusts was received in **Maharashtra**.
- Sectors from where **maximum contributions were received in Delhi** were **Electoral Trust (Rs 241.25 cr)**, **Manufacturing (Rs 72.765 cr)**, **Finance (Rs 7.00 cr)** and **Others (Rs 2.678 cr)**.

Top 10 State-wise donations of National Parties- FY 2019-20

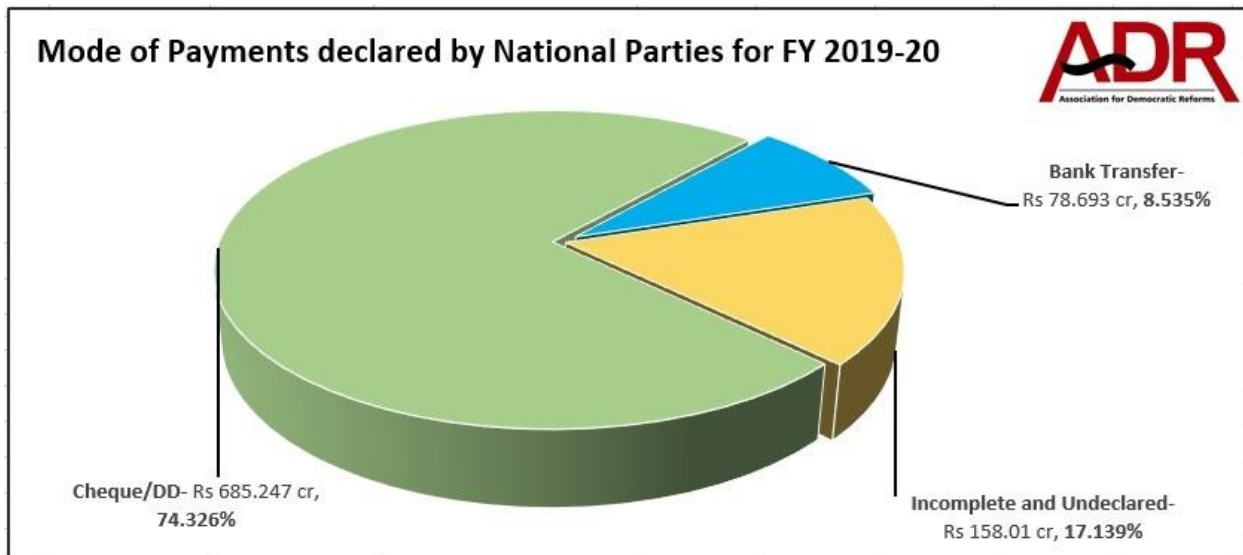


Top 10 state-wise wise donations of National Parties (in Rs cr) FY 2019-20																
States Name	Electoral Trusts	Manufacturing	Mining, construction, exports/imports	Real Estate	Finance	Others	Power & Oil	Education	Shipping Industry and transport	Healthcare	Trust & Group of companies	Hospitality, Travels and Recreation	Communication	Associate/associations, corporation	Unsegregated	Grand Total
Maharashtra	137.70	14.761	83.547	85.73	18.75	0.874	3.01	3.00	2.28	0.75	0.265	1.01	0	0.04	5.767	Rs 357.484 cr
Delhi	241.25	72.765	0.317	0.137	7.00	2.678	0.002	2.003	1.094	0.0553	0.002	0.28	0.01	0.09	2.435	Rs 330.12 cr
Karnataka	0	1.1	0.18	5.81	19.881	17.16	0	0	0.015	0.0025	0	0	0	0.06	1.165	Rs 45.374 cr
Gujarat	0	11.467	24.02	1.0877	0.507	2.52	0.063	0.025	0.0725	0.015	0.025	0.0055	0.0275	0.685	2.978	Rs 43.498 cr
West Bengal	3.00	4.6	1.45	0.505	10.00	0.39	0.25	0	1.00	0	0	0.11	0	0	0.15	Rs 21.455 cr
Tamil Nadu	13.12	3.123	0.605	0.03	0	0.569	1.25	0	0	0	1.01	0	0	0	0.517	Rs 20.224 cr
Kerala	0	0.357	0.25	0.0325	3.95	6.33	0	0.022	0	0.35	0.05	0.365	1.53	0	0.08	Rs 13.317 cr
Telangana	0	1.565	5.12	0.51	5.00	0.138	0	0.01	0	0.261	0	0	0	0.0125	0.035	Rs 12.65 cr
Haryana	0	7.944	0.3274	0.795	0.029	0.653	0.41	0.062	0.0397	0.0384	0.01	0.0172	0	0.17	0.571	Rs 11.067 cr
Uttar Pradesh	0	9.43	0.025	0	0	0	1.5	0	0	0	0	0	0	0	0	Rs 10.955 cr
19 Other states & UT	0	16.634	1.994	0.241	0.45	3.695	0.44	0.5	0.5	0.02	0.23	0.0071	0	0.602	3.723	Rs 29.036 cr
Undeclared Address	2.75	2.642	2.844	9.233	0.466	0.847	0.105	0.421	0.451	1.1472	0.5125	0.121	0.261	0.078	4.891	Rs 26.77 cr
Grand Total	Rs 397.82 cr	Rs 146.388 cr	Rs 120.68 cr	Rs 104.11 cr	Rs 66.034 cr	Rs 35.854 cr	Rs 7.03 cr	Rs 6.043 cr	Rs 5.452 cr	Rs 2.639 cr	Rs 2.105 cr	Rs 1.916 cr	Rs 1.829 cr	Rs 1.738 cr	Rs 22.312 cr	Rs 921.95 cr

VIII. Mode of payments of donations received by National Parties

- Overall, **highest amount** has been received through **Cheque/DD (Rs 685.247 cr)**, followed by **Bank Transfer (Rs 78.693 cr)**.
- Mode of payment is either incomplete or undeclared in case for **268 donations** through which National parties received a huge sum of **Rs 158.01 cr**, which forms **17.14%** of the total amount of donations received by corporate/business houses.
- 93.18%** or **Rs 147.228 cr** of the total donations with incomplete and undeclared mode of payment have been received by the **BJP** alone while **6 donations** or **Rs 4.25 cr** of the total donations with incomplete or undeclared mode of payment was received by the **AITC**.
- 6 out of 7 corporate donations to **AITC** either have incomplete or undeclared mode of payment. It was **100%** (incomplete or undeclared mode of payment) during FY 2016-17, 2017-18 and 2018-19.

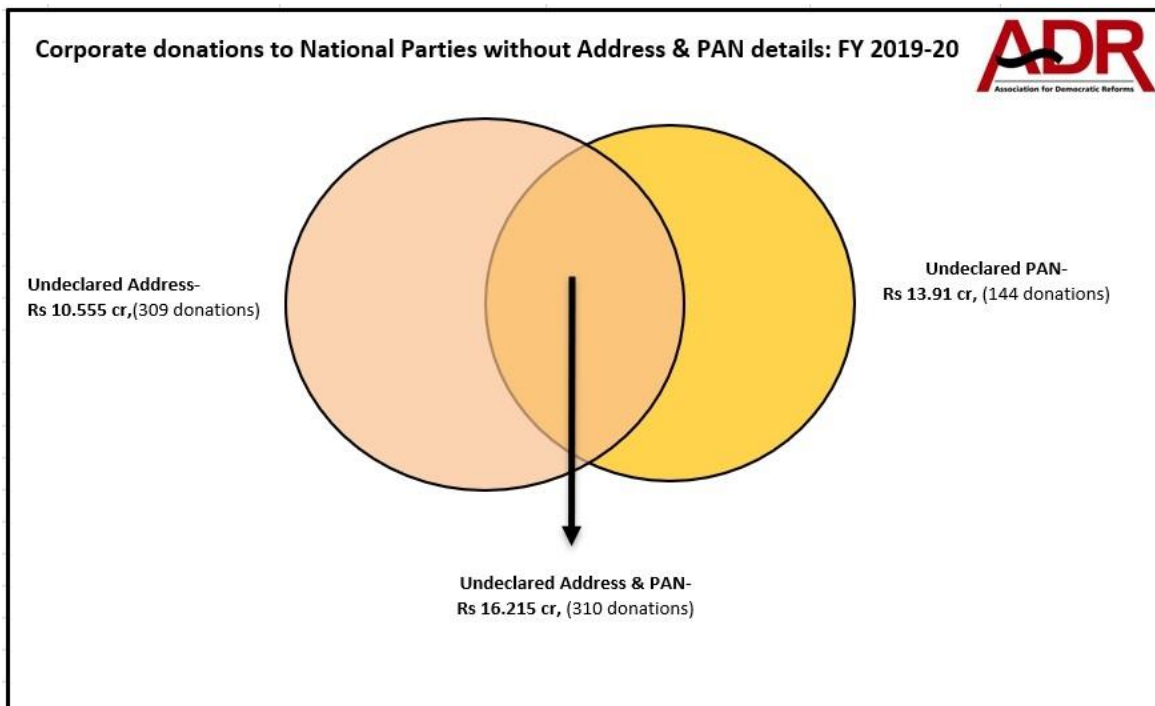
Party	Mode of Payment declared by National parties: FY- 2019-20 (in Rs cr)							Total no. of donations	Total amount
	Cheque/DD		Bank Transfer		Incomplete & Undeclared				
	Number of donations	Amount of Contribution	Number of donations	Amount of Contribution	Number of donations	Amount of Contribution			
BJP	1669	506.135	132	67.044	224	147.228	2025	Rs 720.407 cr	
INC	127	127.2	11	3.292	16	2.548	154	Rs 133.04 cr	
NCP	21	46.086	14	8.00	1	3.00	36	Rs 57.086 cr	
CPM	90	5.826	6	0.107	21	0.983	117	Rs 6.916 cr	
AITC	0	0	1	0.25	6	4.25	7	Rs 4.50 cr	
Grand Total	1907 donations	Rs 685.247 cr	164 donations	Rs 78.693 cr	268 donations	Rs 158.01 cr	Rs 2339 donations	Rs 921.95 cr	



IX. Donations without PAN, address or both

- a) A total of **309 donations** through which National parties received **Rs 10.555 cr** do not have **address details** in the contribution form.
- b) **99.95% of such donations** worth **Rs 10.55 cr** without address details belong to the **BJP**.
- c) National parties have received **Rs 13.91 cr** from **144 donations** which **do not have PAN**.
- d) In case of **310 donations** through which **Rs 16.215 cr** have been received, **neither PAN details, nor address is available**.
- e) **99.85% of such donations** worth **Rs 16.19 cr** without PAN and address details belong to the **BJP**.
- f) Overall, there were a total of **763 donations** declared by National parties in which there was absolutely **no information related to PAN or address or details of both PAN and address details**. Such contributions amount to **Rs 40.68 cr**.

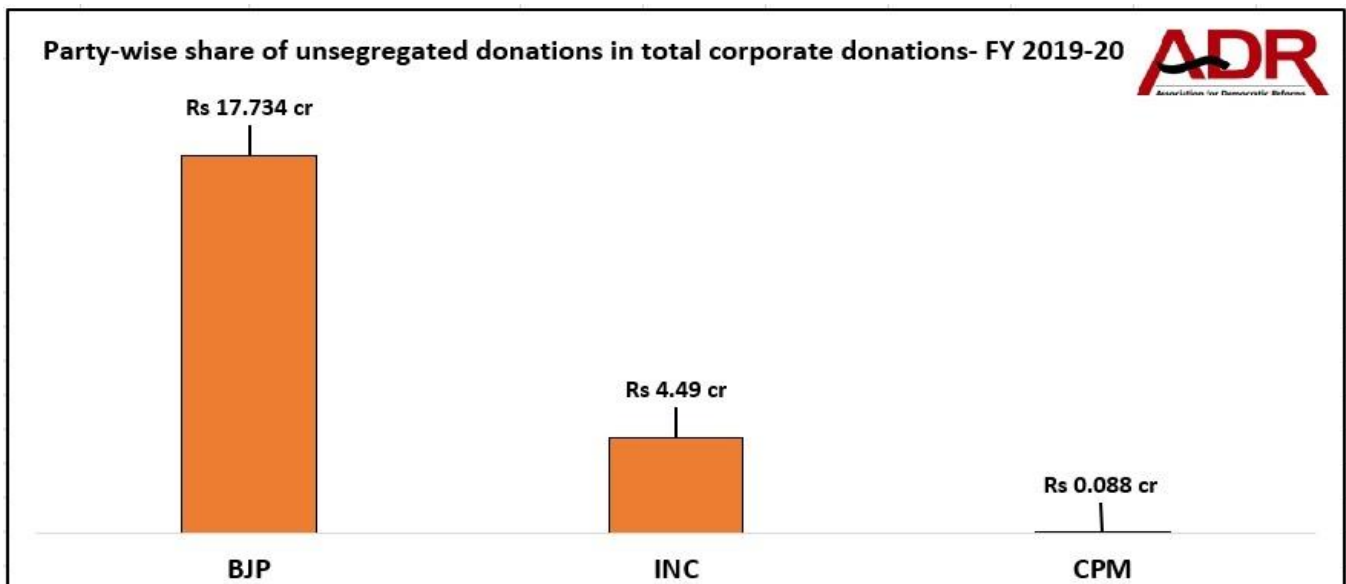
National Parties: Donations without PAN, address or both, FY 2019-20								
Party Name	Undeclared Address		Undeclared PAN		Undeclared Address & PAN details		Total no. of donations	Total Donations (in Rs cr)
	No. of donations	Donations (Rs.)	No. of donations	Donations (Rs.)	No. of donations	Donations (Rs.)		
BJP	307	10.55	98	12.397	308	16.19	713	Rs 39.137 cr
CPM	2	0.005	28	0.692	2	0.025	32	Rs 0.722 cr
INC	0	0	17	0.571	0	0	17	Rs 0.571 cr
NCP	0	0	1	0.25	0	0	1	Rs 0.25 cr
Grand Total	309 donations	Rs 10.555 cr	144 donations	Rs 13.91 cr	310 donations	Rs 16.215 cr	763 donations	Rs 40.68 cr



X. Unsegregated Donations

- 5 National parties reported receiving **495 donations** amounting to **Rs 22.312 cr** from such corporate entities who have **zero internet presence** or if they do there is **ambiguity about the nature of their work**.
- Contact details of most of these companies were unavailable in cases where they were visible online.
- Such contributions have not been segregated into different sectors due to incomplete information.
- BJP** has received **79.48%** or **Rs 17.734 cr** of the total **unsegregated donations** while all donors to AITC & NCP were segregated into various sectors.

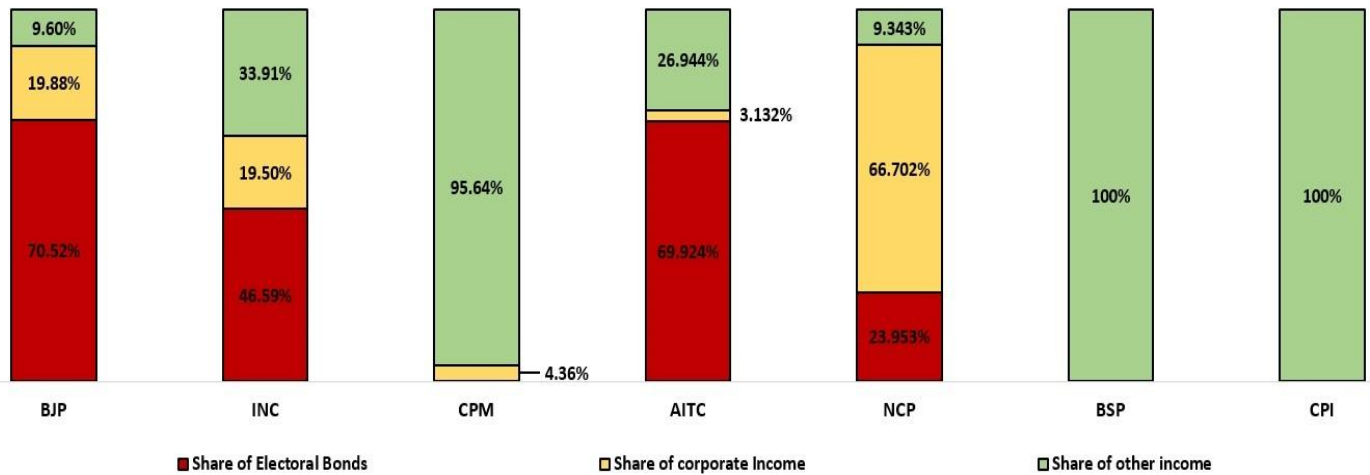
Unsegregated donations	BJP	INC	CPM	Total
Amount contributed	17.734	4.49	0.088	Rs 22.312 cr
Total no. of donations	459	28	8	495 donations



XI. Share of donations to parties from corporates and Electoral Bonds

- The **total income of the 7 National parties** for the FY 2019-20 amounted to a total of **Rs 4758.206 cr**.
- 93.05%** of the total **bonds redeemed** since inception were in the **denomination of Rs 1 cr**. There was little or no demand for bonds of lower denominations, like Rs 10,000 or Rs 1 lakh, suggesting that **maximum donations are made by corporates** and not by salaried individuals/small businessmen.
- In FY 2019-20, **Rs 2993.826 cr** or **62.92%** of the highest share of **income** of National parties came from **Electoral Bonds** followed by **Rs 921.95 cr** or **19.38%** from **corporates & business houses** and **Rs 842.43 cr** or **17.70%** from **other income**.
- 70.52%** of **BJP's total income** was from donations via **Electoral Bonds** while in case of **INC**, this share was **46.59%** and for **AITC**, it was **69.92%**.
- In FY 2019-20, among all National parties, **NCP** received the **highest share of corporate income (66.70%)** followed by **BJP (19.88%)** and **INC (19.50%)**.

Share of Income of National Parties from Corporate, EBs & other, FY 2019-20



Party Name	Sources of Income of National Parties: FY 2019-20 (in Rs Cr)						
	Total Income (A)	Income from Electoral Bonds (B)	Share of Electoral Bonds (B/A*100)	Income from corporate (C)	Share of corporate Income (C/A*100)	Other Income (D)	Share of other income (D/A*100)
BJP	3623.28	2555.0001	70.52%	720.407	19.88%	347.8729	9.60%
INC	682.21	317.861	46.59%	133.04	19.50%	231.309	33.91%
CPM	158.62	0	0%	6.916	4.36%	151.704	95.64%
AITC	143.676	100.4646	69.924%	4.50	3.132%	38.7114	26.944%
NCP	85.583	20.50	23.953%	57.086	66.702%	7.996	9.343%
BSP	58.256	0	0%	0	0%	58.256	100%
CPI	6.581	0	0%	0	0%	6.581	100%
Total	Rs 4758.206 cr	Rs 2993.826 cr	62.92%	Rs 921.95 cr	19.38%	Rs 842.43 cr	17.70%

f) For the breakdown of the **share of income of National parties** from the aforesaid sources in FY 2018-19, refer to the table given below.

Party Name	Sources of Income of National Parties: Financial Year: 2018-19						
	Total Income (A)	Income from Electoral Bonds (B)	Share of Electoral Bonds (B/A*100)	Income from corporate (C)	Share of corporate Income (C/A*100)	Other Income (D)	Share of other income (D/A*100)
BJP	2410.08	1450.89	60.20%	698.14	28.97%	261.05	10.83%
INC	918.03	383.26	41.75%	127.602	13.90%	407.168	44.35%
AITC	192.65	97.28	50.50%	42.986	22.31%	52.384	27.19%
NCP	50.71	29.25	57.68%	11.345	22.37%	10.115	19.95%
CPM	100.96	0	0%	1.187	1.18%	99.773	98.82%
BSP	69.79	0	0%	0	0%	69.79	100%
CPI	7.15	0	0%	0	0%	7.15	100%
Total	Rs 3749.37 cr	Rs 1960.68 cr	52.294%	Rs 881.26 cr	23.504%	Rs 907.43 cr	24.202%

Disclaimer

Source for the data used in the report are the Audited accounts submitted by the National and Regional Political Parties to the Income Tax Department and the Election Commission of India. ADR does not add or subtract any information, unless the EC changes the data. In particular, no unverified information from any other source is used. The data can be accessed from myneta.info/party and the websites of the ECI While all effort has been made to ensure that the information is in keeping with what is mentioned in the statements submitted by the political parties, in case of discrepancy between information in this report and that given in their statements, the information reported by the political parties should be treated as correct. Association for Democratic Reforms (ADR), National Election Watch (NEW) and their volunteers are not responsible or liable for any direct, indirect special, or consequential damages, claims, demands, losses of any kind whatsoever, made, claimed, incurred or suffered by any party arising under or relating to the usage of data provided by ADR through this report.

It is to be noted that ADR undertakes great care and adopts utmost due diligence in analysing and dissemination of the audit and contribution reports of the political parties submitted with the Election Commission of India and respective state CEOs. Such information is only aimed at *highlighting the increased misuse of money in our electoral and political process so as to facilitate a system of transparency, accountability and good governance and to enable voters to form an informed choice.* Therefore, it is expected that anyone using this report shall undertake due care and utmost precaution while using the data provided by ADR. ADR is not responsible for any *mishandling, discrepancy, inability to understand, misinterpretation or manipulation, distortion of the data* in such a way so as to *benefit or target a particular political party or politician or candidate.*

Contact Details

Media and Journalist Helpline +91 80103 94248 Email: adr@adrindia.org https://adrindia.org/about-adr/state-coordinators	Maj Gen Anil Verma (Retd.) Head, NEW & ADR +91 8826479910 anilverma@adrindia.org	Prof Jagdeep Chhokar IIM Ahmedabad (Retd) Founder, NEW & ADR jchhokar@gmail.com	Prof Trilochan Sastry IIM Bangalore Founder, NEW & ADR +919448353285, tsastry@gmail.com
--	---	--	--

Annexure – 1

Details of top donors of BJP – FY 2019-20

BJP Top 10 Donors- Financial Year- 2019-2020

S. No.	Name	Complete Address of the Contributing Person/Company	PAN (Yes/No)	Total Contributions (In Rs Cr)	Amount of Contribution (Rs.)	Mode of Contribution *(Cheque/Demand Draft /cash)
1	Prudent Electoral Trust	G-15, Hans Bhawan, 1 Bahadurshah Zafar Marg, New Delhi-2	Yes	216,75,00,000 (Rs 216.75 cr)	12,50,00,000	000398, HDFC Bank, 759, ITC Centre, Anna Salai, Opp. TVS Chennai-600002
		G-15, Hans Bhawan, 1 Bahadurshah Zafar Marg, New Delhi-2	Yes		30,00,00,000	000502, HDFC Bank, 759, ITC Centre, Anna Salai, Opp. TVS Chennai-600002
		G-15, Hans Bhawan, 1 Bahadurshah Zafar Marg, New Delhi-2	Yes		2,00,00,000	000503, HDFC Bank, 759, ITC Centre, Anna Salai, Opp. TVS Chennai-600002
		G-15, Hans Bhawan, 1 Bahadurshah Zafar Marg, New Delhi-2	Yes		11,25,00,000	000508, HDFC Bank, 759, ITC Centre, Anna Salai, Opp. TVS Chennai-600002
		G-15, Hans Bhawan, 1 Bahadurshah Zafar Marg, New Delhi-2	Yes		2,00,00,000	000510, HDFC Bank, 759, ITC Centre, Anna Salai, Opp. TVS Chennai-600002
		G-15, Hans Bhawan, 1 Bahadurshah Zafar Marg, New Delhi-2	Yes		2,00,00,000	000514, HDFC Bank, 759, ITC Centre, Anna Salai, Opp. TVS Chennai-600002
		G-15, Hans Bhawan, 1 Bahadurshah Zafar Marg, New Delhi-2	Yes		10,00,00,000	000519, HDFC Bank, 759, ITC Centre, Anna Salai, Opp. TVS Chennai-600002
		G-15, Hans Bhawan, 1 Bahadurshah Zafar Marg, New Delhi-2	Yes		4,00,00,000	000517, HDFC Bank, 759, ITC Centre, Anna Salai, Opp. TVS Chennai-600002
		G-15, Hans Bhawan, 1 Bahadurshah Zafar Marg New Delhi-2	Yes		2,00,00,000	000525, HDFC Bank, 759, ITC Centre, Anna Salai, Opp. TVS Chennai-600002
		G-15, Hans Bhawan, 1 Bahadurshah Zafar Marg New Delhi-2	Yes		5,00,00,000	000526, HDFC Bank, 759, ITC Centre, Anna Salai, Opp. TVS Chennai-600002
		G-15, Hans Bhawan, 1 Bahadurshah Zafar Marg New Delhi-2	Yes		2,00,00,000	000528, HDFC Bank, 759, ITC Centre, Anna Salai, Opp. TVS Chennai-600002
		G-15, Hans Bhawan, 1 Bahadurshah Zafar Marg New Delhi-2	Yes		25,00,00,000	000531, HDFC Bank, 759, ITC Centre, Anna Salai, Opp. TVS Chennai-600002
		G-15, Hans Bhawan, 1 Bahadurshah Zafar Marg New Delhi-2	Yes		2,00,00,000	000529, HDFC Bank, 759, ITC Centre, Anna Salai, Opp. TVS Chennai-600002
		G-15, Hans Bhawan, 1 Bahadurshah Zafar Marg New Delhi-2	Yes		25,00,00,000	000532, HDFC Bank, 759, ITC Centre, Anna Salai, Opp. TVS Chennai-600002
		G-15, Hans Bhawan, 1 Bahadurshah Zafar Marg New Delhi-2	Yes		15,00,00,000	000533, HDFC Bank, 759, ITC Centre, Anna Salai, Opp. TVS Chennai-600002
		G-15, Hans Bhawan, 1 Bahadurshah Zafar Marg New Delhi-2	Yes		2,00,00,000	000538, HDFC Bank, 759, ITC Centre, Anna Salai, Opp. TVS Chennai-600002
G-15, Hans Bhawan, 1 Bahadurshah Zafar Marg New Delhi-2	Yes	25,00,00,000	000540, HDFC Bank, 759, ITC Centre, Anna Salai, Opp. TVS Chennai-600002			
G-15, Hans Bhawan, 1 Bahadurshah Zafar Marg, New Delhi -2	Yes	2,00,00,000	000555, HDFC Bank, 759, ITC Centre, Anna Salai, Opp. TVS Chennai-600002			

BJP Top 10 Donors- Financial Year- 2019-2020

S. No.	Name	Complete Address of the Contributing Person/Company	PAN (Yes/No)	Total Contributions (In Rs Cr)	Amount of Contribution (Rs.)	Mode of Contribution *(Cheque/Demand Draft /cash)
		G-15, Hans Bhawan, Bahadurshah Jafar Marg, Delhi	Yes		1,00,00,000	000515, HDFC
		Ksg, Marg, Delhi	Yes		4,00,00,000	000552, HDFC
		G-15, Hans Bhawan, 1 Bahadurshah Zafar Marg, Delhi-110002	Yes		11,00,00,000	000553, HDFC
		Ksg Marg, Delhi	Yes		50,00,000	000396, Hdfc
		G-15, Hans Bhawan, 1 Bahadurshah Zafar Marg, New Delhi 110002	Yes		3,00,00,000	000395, HDFC Bank, New Delhi Date.12-04-19
		G-15, Hans Bhawan, 1 Bahadurshah Zafar Marg, New Delhi 110002	Yes		2,00,00,000	000542, HDFC Bank, New Delhi, Date.01-10-19
		G-15, Hans Bhawan, Bahadurshah Zafar Marg, New Delhi-110002	Yes		5,00,00,000	000539, HDFC Bank, Kasturba Gandhi Marg New Delhi, Cheque Date-03.09.19
		G-15, Hans Bhawan Bahadurshah Zafar Marg, New Delhi-110002	Yes		2,85,00,000	000544, HDFC Bank, Gandhi Marg, New, Cheque Date-18.10.19
		G-15, Hans Bhawan Bahadurshah Zafar Marg, New Delhi-110002	Yes		3,65,00,000	000547, HDFC Bank, Gandhi Marg New, Cheque Date-21.10.19
		G-15, Hans Bhawan, Basundhara Zafar Marg, New Delhi-110002	Yes		5,00,00,000	Bank of India, 11.04.2019
2	ITC Limited	Thapar House ,2nd Floor , 124 ,Janpath New Delhi -110001	Yes	55,02,50,001 (Rs 55.025 cr)	30,51,94,805	Cheque HSBC BBD Bagh, Dalhousie Square, Kolkata -700001
		2nd Floor, 124, Janpath, New Delhi-110001	Yes		17,67,73,500	Cheque, HSBC, 31 BBD Bagh, Dalhousie Square, Kolkata 700001
		2nd Floor, 124, Janpath, New Delhi-110001	Yes		6,82,81,696	Cheque, HDFC, 2/6 Sarat Bose, Central Plaza, Kolkata
3	Janakalyan Electoral Trust	B-2804, 28th Floor, D.B. Woods, Krishnavatika Marg, Gokuldharm, Goregaon (E) Mumbai-400063	Yes	45,95,00,000 (Rs 45.95 cr)	39,80,00,000	680018, Vijaya Bank, Kalina Mumbai-400029
		B-2804, 28th Floor, D.B. Woods, Krishna Vatika Marg, Goragaon E, Mumbai-400063	Yes		6,15,00,000	680019, Vijaya Bank, alina Santacruz East , Cheque Date-17.10.19
4	B.G. Shirke Construction Technology Pvt Ltd	72-76, Mundhawa, Pune-411036	Yes	35,15,00,000 (Rs 35.15 cr)	25,00,00,000	470951, Bank of Maharashtra, Deccan Gymkhana, Pune, Cheque Date-19.10.19
		73-76, Mundhawa, Pune-411036	Yes		5,00,00,000	By RTGS, Bank of Maharashtra, Deccan Gymkhana, Pune, Cheque Date-08.04.19
		72-76, Mundhawa, Pune-411036	Yes		5,00,00,000	RTGS, Bank of Maharashtra, Deccan Gymkhana, Pune, Cheque Date-11.04.19
		72-76, Mundhwa, Pune 411036 (India)	Yes		15,00,000	441898, Bank of Maharashtra, 0003 Deccan Gymkhana, Cheque Date-08.04.2019
5	New Democratic Electoral Trust	3rd Flr, Civil Count Plot 24/26, Mhakavi Bhusan Road Royal Cinema, Colaba, Mumbai	Yes	30,50,00,000 (Rs 30.50 cr)	30,00,00,000	000127, HDFC Bank, Kamila Mills Branch, 1st Flr, Lower Parel Mumbai-400013
		Mumbai	Yes		50,00,000	0001312, HDFC Bank
6	Gulmarg Realtors Llp	Sagar Avenue, 4th Floor, S.V. Road, Andheri West, Mumbai-400058	Yes	20,00,00,000 (Rs 20.00 cr)	20,00,00,000	341520, Union Bank of India, Vile Parle West Br.Cheque Date-21.10.19
7	M/s Oasis Realty	Sagar Avenue, 402, 54B Junction of S.V. Road & Lallubhai Park Road, Andheri (W), Mumbai-400058	Yes	20,00,00,000 (Rs 20.00 cr)	5,00,00,000	032744, Union Bank of India, Juhu Vile Parle West Mumbai

BJP Top 10 Donors- Financial Year- 2019-2020

S. No.	Name	Complete Address of the Contributing Person/Company	PAN (Yes/No)	Total Contributions (In Rs Cr)	Amount of Contribution (Rs.)	Mode of Contribution *(Cheque/Demand Draft /cash)
		Sagar Avenue, 402, 54B Junction of S.V. Road & Lallubhai Park Road, Andheri (W), Mumbai-400058	Yes		5,00,00,000	032745, Union Bank of India, Juhu Vile Parle West Mumbai
		Sagar Avenue, 402, 54B Junction of S.V. Road & Lallubhai Park Road, Andheri (W), Mumbai-400058	Yes		5,00,00,000	032746, Union Bank of India, Juhu Vile Parle West Mumbai
		Sagar Avenue, 402, 54B Junction of S.V. Road & Lallubhai Park Road, Andheri (W), Mumbai-400058	Yes		5,00,00,000	032747, Union Bank of India, Juhu Vile Parle West Mumbai
8	Lodha Developers Ltd	Lodha excelus, 10th Floor, Apollo Mills Compound, N.M. Joshi Marg, Mahalaxmi Mumbai-400011	Yes	15,55,00,000 (Rs 15.55 cr)	1,00,00,000	RTGS
		Lodha Excelus, 10th Floor, Apollo Mills Compound, N.M. Joshi Marg, Mahalaxmi Mumbai-400011	Yes		2,00,00,000	RTGS
		Lodha Excelus, 10th Floor, Apollo Mills Compound, N.M. Joshi Marg, Mahalaxmi Mumbai-400011	Yes		2,00,00,000	By RTGS
		Lodha Excelus, 10th Floor, Apollo Mills Compound, N.M. Joshi Marg, Mahalaxmi, Mumbai-400011	Yes		2,00,00,000	By RTGS, Cheque Date-18.04.19
		Lodha Excelus, 10th Floor, Apollo Mills Compound, N.M. Joshi Marg, Mahalaxmi, Mumbai-400011	Yes		1,00,00,000	By RTGS, Cheque Date-30.04.19
		Lodha Excelus, 10th Floor, Apollo Mills Compound, N.M. Joshi Marg, Mahalaxmi, Mumbai-400011	Yes		1,00,00,000	By RTGS, Cheque Date-03.05.19
		Lodha Excelus, 10th Floor, Apollo Mills Compound, N.M. Joshi Marg, Mahalaxmi, Mumbai-400011	Yes		1,00,00,000	By RTGS, Cheque Date-07.05.19
		Lodha Excelus, 10th Floor, Apollo Mills Compound, N.M. Joshi Marg, Mahalaxmi, Mumbai-400011	Yes		50,00,000	By RTGS, Cheque Date-07.05.19
		Lodha Excelus, 10th Floor, Apollo Mills Compound, N.M. Joshi Marg, Mahalaxmi, Mumbai-400011	Yes		50,00,000	By RTGS, Cheque Date-16.05.19
		Lodha Excelus, 10th Floor, Apollo Mills Compound, N.M. Joshi Marg, Mahalaxmi, Mumbai-400011	Yes		1,00,00,000	By RTGS, Cheque Date-24.05.19
		Lodha Excelus, 10th Floor, Apollo Mills Compound, N.M. Joshi Marg, Mahalaxmi, Mumbai-400011	Yes		23,00,000	By RTGS, Cheque Date-28.05.19
		Lodha Excelus, 10th Floor, Apollo Mills Compound, N.M. Joshi Marg, Mahalaxmi, Mumbai-400011	Yes		73,00,000	By RTGS, Cheuqe Date-10.06.2019
		Lodha Excelus, 10th Floor, Apollo Mills Compound, N.M. Joshi Marg, Mahalaxmi, Mumbai-400011	Yes		1,59,00,000	By RTGS, Cheuqe Date-14.06.2019
		Lodha Excelus, 10th Floor, Apollo Mills Compound, N.M. Joshi Marg, Mahalaxmi, Mumbai-400011	Yes		1,00,00,000	By RTGS, Cheuqe Date-20.06.2019
9	ITC Infotech India Ltd	18, Banaswadi Main Road, Maruthiseva Nagar, Bangaluru	Yes	12,80,00,000 (Rs 12.80 cr)	12,80,00,000	Cheque, HDFC, Kasturba Road, Bangalore
10	Triumph Electoral Trust	Dare House Ext., 234, NSC Bose Road, Chennai 600001	Yes	10,12,00,000 (Rs 10.12 cr)	10,00,00,000	000037, HDFC Bank, 759, ITC Centre, Anna Salai, Opp. TVS Chennai-600002

BJP Top 10 Donors- Financial Year- 2019-2020

S. No.	Name	Complete Address of the Contributing Person/Company	PAN (Yes/No)	Total Contributions (In Rs Cr)	Amount of Contribution (Rs.)	Mode of Contribution *(Cheque/Demand Draft /cash)
		Dare House, Extention-234, Nsc, Bose Road, Chennai-6000001	Yes		6,00,000	000038, Hdfc Bank, 759, Itc Centre, Opp Tvs, Chennai-600002, Cheque Date- 19-04-2019
		Dare House, Extention-234, Nsc, Bose Road, Chennai-6000001	Yes		6,00,000	000039, Hdfc Bank, Itc Center, Chennai-600100, Cheque Date- 19-04-2019

Details of top donors to INC – FY 2019-20

INC Top 10 Donors- Financial Year- 2019-2020

S. No.	Name	Complete Address of the Contributing Person/Company	PAN (Yes/No)	Total Contributions (In Rs Cr)	Amount of Contribution (Rs.)	Mode of Contribution *(Cheque/Demand Draft /cash)
1	Prudent Electoral Trust	G-15, Hans Bhawan, 1, Bahadurshah Zafar Marg, New Delhi	Yes	31,00,00,000 (Rs 31.00 cr)	7,00,00,000	Ch.No-000394, Dt-12.04.2019, HDFC Bank Ltd, 26-K.G. Marg, New Delhi
		G-15, Hans Bhawan, 1, Bahadurshah Zafar Marg, New Delhi	Yes		1,00,00,000	Ch.No-000400, Dt-16.04.2019, HDFC Bank Ltd, 26-K.G. Marg New Delhi
		G-15, Hans Bhawan, 1, Bahadurshah Zafar Marg, New Delhi	Yes		1,00,00,000	Ch.No-000504, Dt-22.04.2019, HDFC Bank Ltd, 26-K.G. Marg New Delhi
		G-15, Hans Bhawan, 1, Bahadurshah Zafar Marg, New Delhi	Yes		3,00,00,000	Ch.No-000506, Dt-25.04.2019, HDFC Bank Ltd, 26, K.G. Marg New Delhi
		G-15, Hans Bhawan, 1, Bahadurshah Zafar Marg, New Delhi	Yes		5,00,00,000	Ch.No-000507, Dt-01.05.2019, HDFC Bank Ltd, 26KG Marg, New Delhi
		G-15, Hans Bhawan, 1, Bahadurshah Zafar Marg, New Delhi	Yes		1,00,00,000	Ch.No-000511, Dt-02.05.2019, HDFC Bank Ltd, K.G. Marg, New Delhi
		G-15, Hans Bhawan, 1, Bahadurshah Zafar Marg, New Delhi	Yes		2,00,00,000	Ch.No-000513, Dt-07.05.2019, HDFC Bank Ltd, 26KG Marg, New Delhi
		G-15, Hans Bhawan, 1, Bahadurshah Zafar Marg, New Delhi	Yes		5,00,00,000	Ch.No-000520, Dt-16.05.2019, HDFC Bank Ltd, 26KG Marg, New Delhi
		G-15, Hans Bhawan, 1, Bahadurshah Zafar Marg, New Delhi	Yes		2,00,00,000	Ch.No-000522, Dt-20.05.2019, HDFC Bank Ltd, 26KG Marg, New Delhi
		G-15, Hans Bhawan, 1, Bahadurshah Zafar Marg, New Delhi	Yes		4,00,00,000	Ch.No-000530, Dt-30.05.2019, HDFC Bank Ltd, 26KG Marg New Delhi
2	Janakalyan Electoral Trust	B-2804, 28th Floor D.B. Woods, Krishna Vatika Marg, Gokuldham, Goregaon (E), Mumbai	Yes	25,00,00,000 (Rs 25.00 cr)	25,00,00,000	Ch.No-680017, Dt-15.04.2019, Vijaya Bank, Kalina Mumbai
3	ITC Limited	Thapar House, 2nd Floor, 124, Janpath New Delhi	Yes	13,65,49,852 (Rs 13.655 cr)	4,68,75,000	Ch.No-913985, Dt-28.03.2019, HDFC Bank Ltd, Central Plaza, Kolkata
		Thapar House, 2nd Floor, 124, Janpath New Delhi	Yes		4,76,19,048	Ch.No-002175, Dt-29.04.2019, Tha Hong Kong and Sanghai Banking Corporation Ltd, 31 BBD Marg, Kolkata
		Thapar House, 2nd Floor, 124, Janpath New Delhi	Yes		3,03,37,500	Ch.No-120614, Dt-22.10.2019, Hongkong & Sanghai Banking Corp, Ltd, BBD Bagh, Kolkata

INC Top 10 Donors- Financial Year- 2019-2020

S. No.	Name	Complete Address of the Contributing Person/Company	PAN (Yes/No)	Total Contributions (In Rs Cr)	Amount of Contribution (Rs.)	Mode of Contribution *(Cheque/Demand Draft /cash)
		Thapar House, 2nd Floor, 124, Janpath New Delhi	Yes		1,17,18,304	Ch.No-913993, Dt-30.09.2019, HDFC Bank Ltd, Central Plaza, Kolkata
4	New Democratic Electoral Trust	3rd Floor, Cecil Court, Plot No-24/26, MB Road, Regal Cinema, Colaba, Mumbai	Yes	10,00,00,000 (Rs 10.00 cr)	10,00,00,000	Ch.No-000128, Dt-04.04.2019, HDFC Bank Ltd, Kamala Mills, Camp Lower Parel, Mumbai
5	Gwalior Alcobrew Pvt Ltd & Renu Farm	Agra-Mumbai Road Gwalior Madhya Pradesh-474010	Yes	5,29,00,000 (Rs 5.29 cr)	1,00,00,000	Ch.No-104044, IDBI
		Agra-Mumbai Road Gwalior Madhya Pradesh-474010	Yes		1,00,00,000	Ch.No-104045, IDBI
		Agra-Mumbai Road Gwalior Madhya Pradesh-474010	Yes		1,32,00,000	Ch.No-107518, IDBI
		Agra-Mumbai Road Gwalior Madhya Pradesh-474010	Yes		2,00,000	Ch.No-112327, IDBI
		Agra-Mumbai Road Gwalior Madhya Pradesh-474010	Yes		1,00,00,000	Ch.No-117147, IDBI
		Agra-Mumbai Road Gwalior Madhya Pradesh-474010	Yes		95,00,000	Ch.No-117359, IDBI
6	M/s Oasis Realty	Sugar Avenue-402, 54-B, Junction of SV Road, and Lalubhai Park Road Andheri West Mumbai	Yes	5,00,00,000 (Rs 5.00 cr)	5,00,00,000	Ch.No-032750, Dt-10.05.2019, UBI Juhu Vile Parle (W) Mumbai
7	ITC Infotech India Ltd	18, Banaswadi Main Road Maruthiseva Nagar Bangalore-560005	Yes	4,20,00,000 (Rs 4.20 cr)	2,00,00,000	Ch.No-985053, Dt-31.03.2019, HDFC Bank Ltd, 24/3 HDFC House, 51, Kasturba Road, Bangalore
		18, Banaswadi Main Road Maruthiseva Nagar Bangalore-560005	Yes		2,20,00,000	Ch.No-000106, Dt-21.10.2019, HDFC Bank Ltd, Kasturba Road, Bangalore
8	B.G. Shirke Construction Technology Pvt Ltd	72-76, Mundhwa Industrial Estate, Pune, Maharashtra	Yes	4,00,00,000 (Rs 4.00 cr)	3,00,00,000	Ch.No-443856, Dt-25.04.2019, Bank of Maharashtra, Shivaji Nagar, Pune
		72-76, Mundhwa Industrial Estate Pune-411036 Maharashtra	Yes		1,00,00,000	Ch.No-444772, Dt-15.05.2019, Bank of Maharashtra Deccan Gymkhana Shivaji Nagar, Pune
9	Muthoot Finace Limited	Muthoot Towers, Alaknanda, New Delhi-110019	Yes	4,00,00,000 (Rs 4.00 cr)	3,00,00,000	Ch.No-282141, Dt-26.04.2019, Axis Bank, Hauz Khas New Delhi
		Muthoot Chambers, 2nd Floor Opposite Satitha Theatre Complex, City Kochi, State-Kerala-682018	Yes		25,00,000	NEFT No-INDBR22019101400945704, Indusind Bank
		Muthoot Chambers, 2nd Floor Opposite Satitha Theatre Complex, City Kochi, State-Kerala-682018	Yes		25,00,000	RTGS No-INDBR22019101400941059, Indusind Bank
		Muthoot Chambers, 2nd Floor Opposite Satitha Theatre Complex, City Kochi, State-Kerala-682018	Yes		50,00,000	RTGS No-INDBR22019101600123816, Indusind Bank
10	HEG Limited	Bhilwara Towers, A-12, Sector-1, Noida-201301, Uttar Pradesh	Yes	3,50,00,000 (Rs 3.50 cr)	2,00,00,000	Ch.No-110935, Dt-15.04.2019, ICICI Bank, Sec-18, Noida, UP
		Bhilwara Towers, A-12, Sector-1 Noida Uttar Pradesh	Yes		1,50,00,000	Ch.No-111012, Dt-06.05.2019, ICICI Bank, Sec-18, Noida, UP

Details of top donors to NCP – FY 2019-20

NCP Top 10 Donors- Financial Year- 2019-2020						
S. No.	Name	Complete Address of the Contributing Person/Company	PAN (Yes/No)	Total Contributions (In Rs Cr)	Amount of Contribution (Rs.)	Mode of Contribution *(Cheque/Demand Draft /cash)
1	B.G. Shirke Construction Technology Pvt Ltd	72-76, Mundhwa Pune-411036	Yes	25,00,00,000 (Rs 25.00 cr)	10,00,00,000	Ch.No-785754, Dt-7.10.2019, Karnataka Bank Ltd, Pune, Dt-10.08.2019
		72-76, Mundhwa Pune-411036	Yes		5,00,00,000	Ch.No-441739, Dt-4.4.2019, Bank of Maharashtra Pune, Dt-04.04.2019
		72-76, Mundhwa Pune-411036	Yes		5,00,00,000	Ch.No-470885, Dt-16.10.2019, Bank of Maharashtra, Pune, Dt-17.10.2019
		72-76, Mundhwa Pune-411036	Yes		5,00,00,000	Ch.No-470952, Dt-18.10.2019, Bank of Maharashtra, Pune, Dt-11.11.2019
2	Panchshil Corporate Park Pvt Ltd	Teach Park One, Tower E,S.No-191/A/2A/1/2, Next to Don Bosco School, Off Airport Road, Yerwada, Pune-411006	Yes	7,50,00,000 (Rs 7.50 cr)	3,00,00,000	Ch.No-131748, Dt-9.10.2019, Standard Chartered Bank Kalyani Nagar, Pune, Dt-13.12.2019
		Teach Park One, Tower E,S.No-191/A/2A/1/2, Next to Don Bosco School, Off Airport Road, Yerwada, Pune-411006	Yes		2,50,00,000	RTGS, Dt-23.7.2019, Standard Chartered Bank, Kalyani Nagar, Pune, Dt-13.12.2019
		Teach Park One, Tower E,S.No-191/A/2A/1/2, Next to Don Bosco School, Off Airport Road, Yerwada, Pune-411006	Yes		1,00,00,000	RTGS, Dt-16.7.2019, Standard Chartered Bank Kalyani Nagar, Pune, Dt-13.12.2019
		Teach Park One, Tower E,S.No-191/A/2A/1/2, Next to Don Bosco School, Off Airport Road, Yerwada, Pune-411006	Yes		1,00,00,000	RTGS, Dt-17.7.2019, Standard Chartered Bank, Kalyani Nagar, Pune, Dt-13.12.2019
3	Modern Road Makers Pvt Ltd	3rd Flr, IRB Complex, Chandivali Farm Chandivali Village, Andheri (East), Mumbai	Yes	7,00,00,000 (Rs 7.00 cr)	5,00,00,000	Ch.No-114739, Dt-3.4.2019, Union Bank of India, Powai Mumbai, Dt-04.03.2019
		3rd Flr, IRB Complex, Chandivali Farm Chandivali Village, Andheri (East), Mumbai	Yes		2,00,00,000	Ch.No-135957, Dt-7.10.2019, Union Bank of India, Powai, Mumbai, Dt-10.07.2019
4	Lodha Developers Ltd	412, 4th Floor, 17 G Vardhaman Chambers Cawasji Patel Road, Horniman Circle, Fort Mumbai-400001	Yes	5,00,00,000 (Rs 5.00 cr)	5,00,00,000	Ch.No-068482, Dt-15.4.2019, Kotak Mahindra Bank, Mumbai-400021, Dt-15.04.2019
5	Serum Institute of India Pvt Ltd	Saroash Bhavan, 16-B/1, Dr. Ambedkar Road Pune-411001	Yes	3,00,00,000 (Rs 3.00)	3,00,00,000	Ch.No-131748, Dt-14.10.2019, Dt-14.10.2019
6	Dhariwal Industries Pvt Ltd	Manikchand House, 100/101, D. Kennedy Road, Pune-411001	Yes	2,00,00,000 (Rs 2.00)	2,00,00,000	RTGS- HDFCR52019041073322093, HDFC Bank Ltd, Dt-11.4.2019, Dt-04.11.2019
7	Harmony Electoral Trust	Industrial House, Off.No-1 To 1A To 13, S.No.49/3-38/49, Opp. Kalyani Steel Ltd. MP-1, Ghorpadi, Pune-411001	Yes	1,50,00,000 (Rs 1.50 cr)	1,50,00,000	Ch.No-000019, Dt-15.10.2019, HDFC Bank Ltd. Pune, Dt-16.10.2019
8	Magarpatta City Developers Co. Pvt Ltd	Megaspace, 13, Sholapur Bazar Road, off. East Street, Pune-411001	Yes	1,00,00,000 (Rs 1.00 cr)	1,00,00,000	Ch.No-588612, Dt-4.4.2019, Tamilnad Mercantile Bank Ltd Pune, Dt-04.04.2019
9	Magarpatta Township Development & Construction Company Ltd	Megaspace, 13, Sholapur Bazar Road, off. East Street, Pune-411001	Yes	1,00,00,000 (Rs 1.00 cr)	1,00,00,000	Ch.No-549569, Dt-4.4.2019, Tamilnad Mercantile Bank Ltd, Dt-04.04.2019

NCP Top 10 Donors- Financial Year- 2019-2020						
S. No.	Name	Complete Address of the Contributing Person/Company	PAN (Yes/No)	Total Contributions (In Rs Cr)	Amount of Contribution (Rs.)	Mode of Contribution *(Cheque/Demand Draft /cash)
10	Finolex Industries Ltd	D-1/10, M.I.D.C. Chinchwad, Pune-411019	Yes	1,00,00,000 (Rs 1.00 cr)	1,00,00,000	Ch.No-039116, Dt-8.4.2019, Citi Bank, Pune, Dt-04.08.2019

Details of top donors to CPM – FY 2019-20

CPM Top 10 Donors- Financial Year- 2019-2020						
S. No.	Name	Complete Address of the Contributing Person/Company	PAN (Yes/No)	Total Contributions (In Rs Cr)	Amount of Contribution (Rs.)	Mode of Contribution *(Cheque/Demand Draft /cash)
1	Muthoot Finance Limited	Trivandrum	Yes	2,65,00,000 (Rs 2.65 cr)	2,00,00,000	844322, Dt-29.4.19, Dhanlekshmi Bank
		Ernakulam	Yes		25,00,000	844318, Dt-11.4.19, Dhanlekshmi Bank
		Trivandrum	No		25,00,000	5585, Dt-15.4.19, Dhanlekshmi Bank
		Pathanamthitta	Yes		10,00,000	581424, Dt-30.10.19, Dhanlekshmi Bank
		Ernakulam	Yes		5,00,000	157837, Dt-4.5.19, Dhanlekshmi Bank
2	Kalyan Jewellers	Trivandrum	Yes	1,12,00,000 (Rs 1.12 cr)	1,00,00,000	961918, Dt-4.5.19, Axis Bank
		Kannur	Yes		10,00,000	Cheque/Demand Draft, Dt-15.6.19
		Trivandrum	Yes		1,00,000	603801, Dt-14.10.19
		Ernakulam	Yes		1,00,000	603802, Dt-22.10.20, SBI
3	Navayuga Engineering Company	Plot No-379, Road No.10, Hyderabad	Yes	50,00,000 (Rs 0.50 cr)	25,00,000	174158, Dt-7.4.19
		Plot No-379, Road No.10, Hyderabad	Yes		25,00,000	174159, Dt-8.4.19
4	Rajadhani Minerals and Metals	Trivandrum	Yes	25,00,000 (Rs 0.25 cr)	25,00,000	954967, Dt-29.4.19, South Indian Bank
5	Indus Motor Company Pvt Ltd	Trivandrum	Yes	25,00,000 (Rs 0.25 cr)	25,00,000	52024358, Dt-27.5.19, Federal Bank
6	Kitex Childrenware Private Ltd	Ernakulam	Yes	13,00,000 (Rs 0.13 cr)	13,00,000	357342, Dt-5.11.19, SBI
7	Malabar Gold	Calicut	Yes	10,50,000 (Rs 0.105 cr)	10,00,000	753088, Dt-6.4.19, SBI
		Calicut	Yes		50,000	392377, Dt-8.1.19, SBI
8	Knights Templar Services Private Limited	Trivandrum	Yes	10,00,000 (Rs 0.10 cr)	10,00,000	101788, Dt-29.4.19, South Indian Bank
9	Luster Gold Palace Pvt Ltd	Kannur	Yes	10,00,000 (Rs 0.10 cr)	10,00,000	Cheque/Demand Draft, Dt-17.6.19
10	Brigade Enterprises Limited	Trivandrum	Yes	10,00,000 (Rs 0.10 cr)	10,00,000	5941288, Dt-27.5.19, Corporation Bank

Details of top donors to AITC – FY 2019-20

AITC Top 10 Donors- Financial Year- 2019-2020						
S. No.	Name	Complete Address of the Contributing Person/Company	PAN (Yes/No)	Total Contributions (In Rs Cr)	Amount of Contribution (Rs.)	Mode of Contribution *(Cheque/Demand Draft /cash)
1	New Democratic Electoral Trust	3rd Floor, Cecil Court, Plot-24/26, Mahakavi Bhushan Road, Regal Cinema, Colaba Mumbai	Yes	2,00,00,000 (Rs 2.00 cr)	2,00,00,000	Cheque
2	Texmaco Infrastructure Holding Ltd	Belgharia, Kolkata-700056	Yes	50,00,000 (Rs 0.50 cr)	50,00,000	Cheque
3	Texmaco Rail & Engineering Ltd	Belgharia, Kolkata-700056	Yes	50,00,000 (Rs 0.50 cr)	50,00,000	Cheque

AITC Top 10 Donors- Financial Year- 2019-2020

S. No.	Name	Complete Address of the Contributing Person/Company	PAN (Yes/No)	Total Contributions (In Rs Cr)	Amount of Contribution (Rs.)	Mode of Contribution *(Cheque/Demand Draft /cash)
4	Century Plyboard India Ltd	Century House, P-15/1, Taratala Road, Kolkata-700088	Yes	50,00,000 (Rs 0.50 cr)	50,00,000	Cheque
5	Star Cement Ltd	Lumshnong, P.O. Khaliehriat, East Jaintia Hills, Meghalaya-793210	Yes	50,00,000 (Rs 0.50 cr)	50,00,000	Cheque
6	Great Eastern Energy Corporation Ltd	M-10, ADDA Industrial Estate, Asansol-713305, West Bengal	Yes	25,00,000 (Rs 0.25 cr)	25,00,000	Cheque
7	Sai Spectronics	156A, Lenin Sarani, 407, kamalalaya Centre, Kolkata-700013	Yes	25,00,000 (Rs 0.25 cr)	25,00,000	Transfer